



**USER MANUAL**  
**For**  
**Model T11012920**

DRAFT

**NOTICE OF PROPRIETARY PROPERTY**

This document and the information contained in it are the proprietary property of Sensitech. It may not be copied or used in any manner nor may any of the information in or upon it be used for any purpose without the express written consent of an authorized agent of Sensitech Inc.

**REVISION HISTORY:**

<b>REV</b>	<b>DESCRIPTION</b>	<b>DWN</b>	<b>APVD</b>	<b>DATE</b>
0.1	Initial Version	TNS	TNS	04MAR20
0.2	Added disclaimers	TNS	TNS	27MAY22

DRAFT

## Table of Contents

1.	Introduction.....	4
1.1.	Purpose .....	4
1.2.	Scope.....	4
1.3.	Description.....	4
1.4.	Radio Frequency Characteristics .....	4
1.4.1.	Operating Frequencies .....	4
1.4.2.	TRP/TIS.....	4
2.	Physical Appearance.....	5
2.1.	User Interface .....	5
2.1.1.	LEDs.....	5
2.1.2.	Button .....	5
3.	Using the Device .....	6
4.	Software .....	7
5.	Disclaimers .....	8
5.1.	FCC .....	8
5.2.	IC .....	8
5.3.	CE .....	9
5.4.	Brazil .....	9
5.5.	NOM .....	9

# **1. Introduction**

## **1.1. Purpose**

This document describes the usage of a T11012920 (marketing name TBD) device.

## **1.2. Scope**

The intended audience is a valued customer.

## **1.3. Description**

The T11012920 is a sub-gigahertz environmental data logger designed to provide monitoring capabilities in mobile and stationary use cases. The following is a brief summary of its features:

1. 868/915 MHz radio communication
2. Internal battery
3. Temperature Sensor
4. Humidity Sensor
5. Light Sensor
6. User Interface

### **Manufacturer Information**

Company Name: SENSITECH Inc.

Address: 800 Cummings Center, Beverly, MA USA

### **Importer Information**

Company Name: XXXXXXXXXXXX

Address: XXXXXXXXXXXXXXXX

## **1.4. Radio Frequency Characteristics**

### **1.4.1. Operating Frequencies**

FCC: 902-928 MHz

CE: Bands 46A/47/48/50/54/56B

### **1.4.2. TRP/TIS**

Maximum Conducted TRP: +18dBm

Minimum Conducted TIS: -100dBm

## 2. **Physical Appearance**

### 2.1. **User Interface**

The user interface consists of the following:

1. Three LEDs (red, green, blue)
2. One button

#### 2.1.1. **LEDs**

The LEDs are intended to allow quick and easy-to-read status to be conveyed to the end user. The user can immediately know the current status of the unit during startup and operation.

The LEDs will turn on for five seconds due to a button press.

##### 2.1.1.1. **Status**

During startup, the blue LED on the status group will blink rapidly.

Once it has completed its startup tests, the LED will indicate the following:

Green	Registered
Blue	1 blink, Running, not registered 2 blinks, not started 4 blinks, not configured

#### 2.1.2. **Button**

There is one button on the device that changes behavior based on the state the device is in:

1. Customer Ready – this is the state the device is in when shipped to a customer, holding the button will start the device.
2. Run – this is the state that the device is in while running, pressing the button during this state will illuminate the LEDs for five seconds.

### 3. **Using the Device**

The usage of the device is intended to be simple and transparent to a customer's process.

To start a device, press the button for > 1 second.

Once started, ensure no LEDs are red. If all LEDs are green, then that means the system is in good health, the cellular connection is in good coverage and stable, and that at least one sensor is communicating with the gateway.






DRAFT

#### 4. **Software**

This unit reports data over the cellular network. This data is accessible via several web-based platforms that target various industries. Please contact customer support for more information.

DRAFT

## 5. Disclaimers

	RISK OF EXPLOSION IF BATTERY IS REPLACED BY AN INCORRECT TYPE. DISPOSE OF USED BATTERIES ACCORDING TO THE INSTRUCTIONS
	Do not dispose battery along with household waste. Do not dispose in a fire or hot oven, mechanically crush or cut the battery. Doing so can result in explosion.
	There are no user serviceable parts inside, battery cannot be replaced by the end user, and will result in damaging device.
	To comply with FCC/IC RF exposure limits for general population / uncontrolled exposure, the antenna(s) used for this transmitter must be installed to provide a separation distance of at least 20 cm from all persons and must not be co-located or operating in conjunction with any other antenna or transmitter.
	Do not place device in environment greater than 70C or at an altitude higher than 30,000 feet.

### 5.1. FCC

This equipment has been tested and found to comply with the limits for a Class B digital device, pursuant to part 15 of the FCC Rules. These limits are designed to provide reasonable protection against harmful interference in a residential installation. This equipment generates, uses and can radiate radio frequency energy and, if not installed and used in accordance with the instructions, may cause harmful interference to radio communications. However, there is no guarantee that interference will not occur in a particular installation. If this equipment does cause harmful interference to radio or television reception, which can be determined by turning the equipment off and on, the user is encouraged to try to correct the interference by one or more of the following measures:

1. Reorient or relocate the device.
2. Increase the separation between the equipment and device.
3. Connect the equipment into an outlet on a circuit different from that to which the receiver is connected.
4. Consult the dealer for help.

This device complies with part 15 of the FCC Rules. Operation is subject to the following two conditions: 1) This device may not cause harmful interference, and 2) This device must accept any interference received, including interference that may cause undesired operation.

MODIFICATION: Any changes or modifications not expressly approved by the grantee of this device could void the user's authority to operate the device.

### 5.2. IC

This device complies with Industry Canada RSS standard(s). Operation is subject to the following two conditions: (1) this device may not cause interference, and (2) this device must accept any interference, including interference that may cause undesired operation of the device.



Changes or modifications not expressly approved by the party responsible for compliance could void the user's authority to operate the equipment.

Le présent appareil est conforme aux CNR d'Industrie Canada applicables aux appareils radio exempts de licence. L'exploitation est autorisée aux deux conditions suivantes : (1) l'appareil ne doit pas produire de brouillage, et (2) l'utilisateur de l'appareil doit accepter tout brouillage radioélectrique subi, même si le brouillage est susceptible d'en compromettre le fonctionnement.

### **5.3. CE**

Hereby, Sensitech declares that the radio equipment type LTE-M/NB-IoT/2G GSM/GPRS Tracking Device is in compliance with Directive 2014/53/EU. The full text of the EU declaration of conformity is available upon request.

### **5.4. Brazil**

"Este equipamento não tem direito à proteção contra interferência prejudicial e não pode causar interferência em sistemas devidamente autorizados"

Anatel ID: TBD

Modem: Quectel BG-96

### **5.5. NOM**

La operación de este equipo está sujeta a las siguientes dos condiciones: (1) es posible que este equipo o dispositivo no cause interferencia perjudicial y (2) este equipo o dispositivo debe aceptar cualquier interferencia, incluyendo la que pueda causar su operación no deseada.

Número IFETEL: TBD