

# **EMI Test Report**

Tested in accordance with  
Federal Communications Commission (FCC)  
Personal Communications Services  
CFR 47, Parts 2, 22 and 24

## **RIM Testing Services (RTS)**

**A division of Research In Motion Limited**

**REPORT NO.:** RTS-0279-0602-02

**PRODUCT MODEL NO.:** RBA41GW  
**TYPE NAME:** BlackBerry  
**FCC ID:** L6ARBA40GW  
**IC:** 2503A-RBA40GW

**DATE:** 13 April 2006

|  |  |                                 |
|--|--|---------------------------------|
| <b>RTS</b><br>RIM Testing Services         | EMI Test Report for the BlackBerry Wireless Handheld Model RBA41GW       |                                 |
| <b>Test Report No.</b><br>RTS-0279-0602-02 | <b>Dates of Test</b><br>March 14-March 22, 2006 & March 28-April 4, 2006 | <b>Author Data</b><br>M. Attayi |

**Statement of Performance:**

The BlackBerry Wireless Handheld, model RBA41GW ASY-10132-xyz Rev M\_ASY-10045-001 Rev 1A and accessories when configured and operated per RIM's operation instructions, performs within the requirements of the test standards.

**Declaration:**

We hereby certify that:


The test data reported herein is an accurate record of the performance of the sample(s) tested.

The test results are valid for the tested unit (s) only.

The test equipment used was suitable for the tests performed and within manufacturer's published specifications and operating parameters.

The test methods were consistent with the methods described in the relevant standards.

**Tested by:**



Edward A. Davidian  
Compliance Specialist  
Date: April 12, 2006



Maurice Battler  
Compliance Specialist  
Date: April 12, 2006

**Tested and Reviewed by:**



Masud S. Attayi, P.Eng.  
Senior Compliance Engineer,  
Date: April 12, 2006

**Approved by:**



Paul G. Cardinal, Ph.D.  
Manager  
Date: April 17, 2006

|  |  |                                 |
|--|--|---------------------------------|
| <b>RTS</b><br>RIM Testing Services         | EMI Test Report for the BlackBerry Wireless Handheld Model RBA41GW       |                                 |
| <b>Test Report No.</b><br>RTS-0279-0602-02 | <b>Dates of Test</b><br>March 14-March 22, 2006 & March 28–April 4, 2006 | <b>Author Data</b><br>M. Attayi |

## Table of Contents

|    |   |    |
|----|---|----|
| A. | Scope.....  | 4  |
| B. | Associated Documents .....                                | 4  |
| C. | Product Identification .....                              | 4  |
| D. | Support Equipment Used for the Testing of the EUT .....   | 5  |
| E. | Test Voltage.....   | 5  |
| F. | Test Results Chart .....                                  | 5  |
| G. | Modifications to EUT.....                                 | 5  |
| H. | Summary of Results .....                                  | 6  |
| I. | Compliance Test Equipment Used.....                       | 9  |
|    | APPENDIX 1 - CONDUCTED RF EMISSIONS TEST DATA/PLOTS ..... | 10 |
|    | APPENDIX 2 – CONDUCTED RF OUTPUT POWER TEST DATA.....     | 28 |
|    | APPENDIX 3 – FREQUENCY STABILITY TEST DATA.....           | 30 |
|    | APPENDIX 4 – RADIATED EMISSIONS TEST DATA.....            | 42 |

|  |  |                                 |
|--|--|---------------------------------|
| <b>RTS</b><br>RIM Testing Services         | EMI Test Report for the BlackBerry Wireless Handheld Model RBA41GW       |                                 |
| <b>Test Report No.</b><br>RTS-0279-0602-02 | <b>Dates of Test</b><br>March 14-March 22, 2006 & March 28–April 4, 2006 | <b>Author Data</b><br>M. Attayi |

## A. Scope

This report details the results of compliance tests which were performed in accordance to the requirements of:

FCC CFR 47 Part 2, Oct. 1, 2000

FCC CFR 47 Part 22, Subpart H, Cellular Radiotelephone Services, Oct. 1, 2000

FCC CFR 47 Part 24 Subpart E, Broadband PCS, Oct 1. 2000

Industry Canada, RSS-132 Issue 2, September 2005, Cellular Telephones Employing New Technologies Operating in the Bands 824-849 MHz and 869-894 MHz.

Industry Canada, RSS-133 Issue 3, June 2005, 2 GHz Personal Communications Services.

## B. Associated Documents

None.

## C. Product Identification

The equipment under test (EUT) was tested at the RIM Testing Services (RTS) EMI test facility, located at:

305 Phillip Street

Waterloo, Ontario

Canada, N2L 3W8

Phone: 519 888 7465

Fax: 519 888 6906

The testing was performed March 14-March 22, 2006 & March 28–April 4, 2006. The sample EUT included:

1a. BlackBerry model number RBA41GW, ASY-10132-xyz Rev M\_ASY-10045-001 Rev 1A, BSN 1008955882, LCD-09151-001.

1b. BlackBerry model number RBA41GW, ASY-10132-xyz Rev M\_ASY-10045-001 Rev 1A, BSN 1009157140, LCD-09151-001.

1c. BlackBerry model number RBA41GW, ASY-10132-xyz Rev M\_ASY-10045-001 Rev 1A, BSN 1009158372, LCD-09151-002.

The transmit frequency bands operating in North America for the Handheld are: GSM 824 to 849 MHz, PCS 1850 to 1910 MHz and Bluetooth 2402 to 2480 MHz.

|  |  |                                 |
|--|--|---------------------------------|
| <b>RTS</b><br>RIM Testing Services         | EMI Test Report for the BlackBerry Wireless Handheld Model RBA41GW       |                                 |
| <b>Test Report No.</b><br>RTS-0279-0602-02 | <b>Dates of Test</b><br>March 14-March 22, 2006 & March 28–April 4, 2006 | <b>Author Data</b><br>M. Attayi |

## D. Support Equipment Used for the Testing of the EUT

- 1) Communication Tester, Rohde & Schwarz, model CMU 200, serial number 100251
- 2) Communication Tester, Rohde & Schwarz, model CMU 200, serial number 102204
- 3) DC Power Supply, H/P, model 6632B, serial number US37472178

## E. Test Voltage

The ac input voltage was 120 volts, 60 Hz where applicable. This configuration was per RIM's specifications.

## F. Test Results Chart

| SPECIFICATION  | TEST TYPE  | MEETS REQUIREMENTS | PERFORMED BY                     |
|--|--|--------------------|----------------------------------|
| FCC CFR 47 Part 22, Subpart H<br>IC RSS-132                    | Radiated Spurious/harmonic Emissions, ERP, LO  | Yes                | Edward Davidian and Masud Attayi |
| FCC CFR 47 Part 2, Subpart J, Part 22, Subpart H<br>IC RSS-132 | Conducted Output Power<br>Conducted Emissions, Occupied Bandwidth, Frequency Stability | Yes                | Maurice Battler                  |
| FCC CFR 47 Part 24, Subpart E<br>IC RSS-133                    | Radiated Spurious/harmonic Emissions, EIRP, LO   | Yes                | Edward Davidian and Masud Attayi |
| FCC CFR 47 Part 24, Subpart E<br>IC RSS-133                    | Conducted Emissions, Occupied Bandwidth, Frequency Stability                           | Yes                | Maurice Battler                  |

## G. Modifications to EUT

No modifications were required on the EUT.

|  |  |                                 |
|--|--|---------------------------------|
| <b>RTS</b><br>RIM Testing Services         | EMI Test Report for the BlackBerry Wireless Handheld Model RBA41GW       |                                 |
| <b>Test Report No.</b><br>RTS-0279-0602-02 | <b>Dates of Test</b><br>March 14-March 22, 2006 & March 28–April 4, 2006 | <b>Author Data</b><br>M. Attayi |

## H. Summary of Results

- 1) The EUT met the requirements of the Conducted Spurious Emissions requirements in the GSM850 band as per 47 CFR 2.1051, CFR 22.917, CFR 22.901(d) and RSS-132. The EUT was measured on the low, middle and high channels. The frequency range investigated was from 10 MHz to 10 GHz. (See APPENDIX 1 for test data)
- 2) The EUT met the requirements of the Tx Conducted Spurious Emissions requirements in the PCS band as per 47 CFR 2.1051, CFR 24.238(a) and RSS-133. The EUT was measured on the low, middle and high channels. The frequency range investigated was from 10 MHz to 20 GHz. (See APPENDIX 1 for test data)
- 3) The EUT met the requirements of the Occupied Bandwidth and channel mask requirements in the GSM850 band as per 47 CFR 2.202, CFR 22.917 and RSS-132. The EUT was measured on the low, middle and high channels. (See APPENDIX 1 for test data)
- 4) The EUT met the requirements of the Occupied Bandwidth and channel mask requirements in the PCS band as per 47 CFR 2.202, CFR 24.238 and RSS-133. The EUT was measured on the low, middle and high channels. (See APPENDIX 1 for test data)
- 5) The EUT met the requirements of the Conducted RF Output Power requirements for both the GSM850 and PCS bands as per 47 CFR 2.1046(a). The EUT was measured on the low, middle and high channels. (See APPENDIX 2 for the test data)
- 6) The EUT met the requirements of the Frequency Stability vs. Temperature and Voltage requirements for GSM850 band as per 47 CFR 2.1055(a), 2.1055(d), CFR 22.917 and RSS-132. (See APPENDIX 3 for the test data).
- 7) The EUT met the requirements of the Frequency Stability vs. Temperature and Voltage requirements for the PCS band as per 47 CFR 2.1055(a), 2.1055(d), 24.235 and RSS-133. The maximum frequency error measured was less than 0.1 ppm. The temperature range was from -30°C to +60°C in 10° temperature steps. The EUT was measured on low, middle and high channels at each temperature step. The EUT was measured at low (3.6 volts), nominal (3.8 volts) and high (4.2 volts) dc input voltage at each temperature step and channel at maximum output power. (See APPENDIX 3 for the test data).

|  |  |                                 |
|--|--|---------------------------------|
| <b>RTS</b><br>RIM Testing Services         | EMI Test Report for the BlackBerry Wireless Handheld Model RBA41GW       |                                 |
| <b>Test Report No.</b><br>RTS-0279-0602-02 | <b>Dates of Test</b><br>March 14-March 22, 2006 & March 28–April 4, 2006 | <b>Author Data</b><br>M. Attayi |

- 8) The radiated spurious emissions/harmonics and ERP/EIRP were measured for both GSM850 and PCS bands. The results are within the limits. The EUT was placed on a nonconductive styrofoam table, 100 cm high that was positioned on a remotely controlled turntable. The EUT height of one metre was set in order to align it with the lowest height of the receiving antenna. The test distance used between the EUT and the receiving antenna was three metres. Then the emissions were maximized by elevating the antenna in the range of 1 to 4 metres. The turntable was rotated to determine the azimuth of the peak emissions. The maximum emissions level was recorded. Both the horizontal and vertical polarisations of the emissions were measured. The maximum emissions level was recorded. The EUT was then substituted with an antenna placed in the same location as the EUT. A Dipole antenna was used for the ERP measurements and a Horn antenna was used for EIRP measurements. After the final maximum reading was obtained the Handheld was substituted with a dipole or horn antenna, which was placed in the same location as the Handheld. The substitution antenna was connected into a signal generator that was set to the test frequency. The emissions were maximized by elevating the antenna in the range of 1 to 4 metres. The signal generator output was then adjusted to match the Handheld output reading. The signal generator output was recorded. Both the horizontal and vertical polarisations of the emissions were measured.

The measurements were performed in a semi-anechoic chamber. The semi-anechoic chamber FCC registration number is **778487** and the Industry Canada file number is **IC4240**. The EUT was measured on the low, middle and high channels.

The highest ERP in the GSM850 band measured was 31.45 dBm at 824.2 MHz (channel 128).

The highest EIRP in the PCS band measured was 30.3 dBm at 1880.00 MHz (channel 661).

The radiated carrier harmonics were measured up to the 10<sup>th</sup> harmonic for low, middle and high channels in the GSM850 band and PCS band. Both the horizontal and vertical polarizations were measured. The harmonic emissions above the 7<sup>th</sup> harmonic were in the noise floor (NF) for the GSM850 band and above the 3<sup>rd</sup> harmonic for the PCS band.

The worst test margin for GSM850 band harmonic emissions measured was 17.3 dB below the limit at 2472.60MHz.

The worst test margin for PCS band harmonic emissions measured was 12.9 dB below the limit at 5640 MHz.

The EUT's RF local oscillator (LO) emissions were measured in the GSM850 band and PCS band in the standalone configuration in the vertical

|  |  |                                 |
|--|--|---------------------------------|
| <b>RTS</b><br>RIM Testing Services         | EMI Test Report for the BlackBerry Wireless Handheld Model RBA41GW       |                                 |
| <b>Test Report No.</b><br>RTS-0279-0602-02 | <b>Dates of Test</b><br>March 14-March 22, 2006 & March 28–April 4, 2006 | <b>Author Data</b><br>M. Attayi |

position on the low and high channels. Both the horizontal and vertical polarizations were measured. The RF LO emissions were in the NF.

The radiated carrier harmonics were measured up to the 10<sup>th</sup> harmonic for low, middle and high channels for simultaneous transmission in GSM850/Bluetooth and in PCS/Bluetooth. Both the horizontal and vertical polarizations were measured. The harmonic emissions above the 7<sup>th</sup> harmonic were in the NF for the GSM850 band and above the 3<sup>rd</sup> harmonic for the PCS band.

The worst test margin for GSM850 band measured was 17.3 dB below the limit at 2512.8 MHz.

The worst test margin for PCS band measured was 12.0 dB below the limit at 5729.40 MHz.

### **Sample Calculation:**

Field Strength (dB $\mu$ V/M) is calculated as follows:

FS = Measured Level (dB $\mu$ V) + A.F. (dB/m) + Cable Loss (dB) - Preamp (dB) + Filter Loss (dB)

### **Measurement Uncertainty $\pm 4.0$ dB**

To view the test data see APPENDIX 4.



|  |  |                                 |
|--|--|---------------------------------|
| <b>RTS</b><br>RIM Testing Services         | EMI Test Report for the BlackBerry Wireless Handheld Model RBA41GW       |                                 |
| <b>Test Report No.</b><br>RTS-0279-0602-02 | <b>Dates of Test</b><br>March 14-March 22, 2006 & March 28–April 4, 2006 | <b>Author Data</b><br>M. Attayi |

## I. Compliance Test Equipment Used

| <u>UNIT</u>                                | <u>MANUFACTURER</u> | <u>MODEL</u>    | <u>SERIAL<br/>NUMBER</u> | <u>CAL DUE<br/>DATE</u><br>(YY MM DD) | <u>USE</u>             |
|--|---------------------|-----------------|--------------------------|---------------------------------------|------------------------|
| Preamplifier                               | Sonoma              | 310N/11909<br>A | 185831                   | 06-11-27                              | Radiated<br>Emissions  |
| Preamplifier<br>system                     | TDK RF<br>Solutions | PA-02           | 080010                   | 06-11-25                              | Radiated<br>Emissions  |
| EMI Receiver                               | Rohde &<br>Schwarz  | ESIB-40         | 100255                   | 06-04-27                              | Radiated<br>Emissions  |
| Hybrid Log<br>Antenna                      | TDK                 | HLP-3003C       | 17401                    | 06-07-21                              | Radiated<br>Emissions  |
| Horn Antenna                               | TDK                 | HRN-0118        | 130092                   | 06-09-24                              | Radiated<br>Emissions  |
| Horn Antenna                               | TDK                 | HRN-0118        | 30101                    | 06-07-21                              | Radiated<br>Emissions  |
| Dipole Antenna                             | Schwarzbeck         | UHAP            | 973                      | 06-12-13                              | Radiated<br>Emissions  |
| Dipole Antenna                             | Schwarzbeck         | UHAP            | 974                      | 06-09-21                              | Radiated<br>Emissions  |
| Universal Radio<br>Communication<br>Tester | Rohde &<br>Schwarz  | CMU 200         | 102204                   | 06-06-09                              | Radiated<br>Emissions  |
| Universal Radio<br>Communication<br>Tester | Rohde &<br>Schwarz  | CMU 200         | 100251                   | 06-05-19                              | Conducted<br>Emissions |
| Spectrum<br>Analyzer                       | HP                  | 8563E           | 3745A08112               | 06-09-10                              | Conducted<br>Emissions |
| DC Power Supply                            | HP                  | 6632B           | US37472178               | 07-09-14                              | Conducted<br>Emissions |
| Power Sensor                               | Giga-tronics        | 80401A          | 1835838                  | 06-11-29                              | Frequency Stability    |
| Power Meter                                | Giga-tronics        | 8541C           | 1837762                  | 06-11-29                              | Frequency Stability    |
| Signal Generator                           | Agilent             | 8648C           | 4037U03155               | 07-09-13                              | Frequency Stability    |
| Temperature<br>Probe                       | Hart Scientific     | 61161-302       | 21352860                 | 06-09-28                              | Frequency Stability    |
| Environment<br>monitor                     | Control<br>Company  | 1870            | 230355189                | 06-12-23                              | Conducted<br>Emissions |
| Environment<br>monitor                     | Control<br>Company  | 1870            | 230355190                | 06-12-23                              | Radiated<br>Emissions  |
| Environmental<br>Chamber                   | ESPEC Corp.         | SH-240S1        | 91007118                 | N/R                                   | Frequency Stability    |

|  |  |                                 |
|--|--|---------------------------------|
| <b>RTS</b><br>RIM Testing Services         | EMI Test Report for the BlackBerry Wireless Handheld Model RBA41GW       |                                 |
| <b>Test Report No.</b><br>RTS-0279-0602-02 | <b>Dates of Test</b><br>March 14-March 22, 2006 & March 28–April 4, 2006 | <b>Author Data</b><br>M. Attayi |

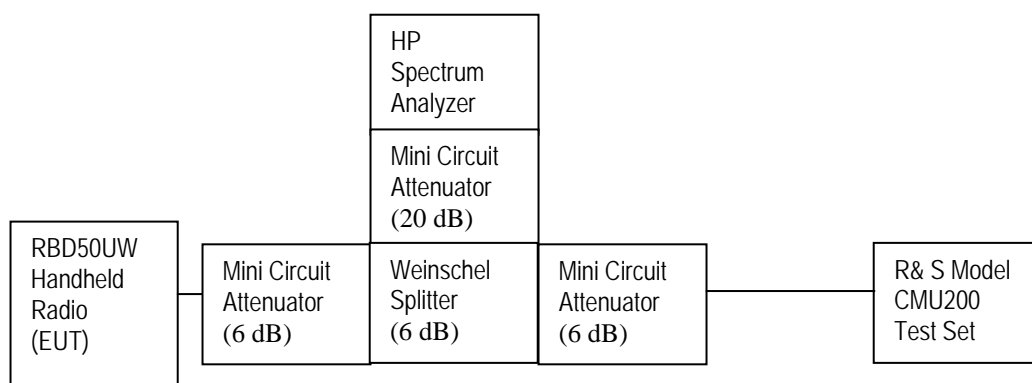
## APPENDIX 1 - CONDUCTED RF EMISSIONS TEST DATA/PLOTS

|  |  |                                 |
|--|--|---------------------------------|
| <b>RTS</b><br>RIM Testing Services         | EMI Test Report for the BlackBerry Wireless Handheld Model RBA41GW       |                                 |
| <b>Test Report No.</b><br>RTS-0279-0602-02 | <b>Dates of Test</b><br>March 14-March 22, 2006 & March 28–April 4, 2006 | <b>Author Data</b><br>M. Attayi |

### Conducted RF Emission Test Data cont'd

This appendix contains measurement data pertaining to conducted spurious emissions, –26 dBc bandwidth, 99% power bandwidth and the channel mask.

### Test Setup Diagram



### Test Equipment List

| Test Instruments                     | Manufacturer    | Model No.    | Serial No. | Frequency Range  |
|--------------------------------------|-----------------|--------------|------------|------------------|
| Spectrum Analyzer                    | HP              | 8563E        | 3745A08112 | 30 Hz – 26.5 GHz |
| Splitter                             | Weinschel       | 1515         | ME092      | DC – 18 GHz      |
| Attenuator                           | Mini Circuit    | MCL BW-S20W2 | --         | DC – 18 GHz      |
| Attenuator                           | Mini Circuit    | MCL BW-S6W2  | --         | DC – 18 GHz      |
| Attenuator                           | Mini Circuit    | MCL BW-S6W2  | --         | DC – 18 GHz      |
| Universal Radio Communication Tester | Rohde & Schwarz | CMU200       | 100251     | --               |

The environmental test conditions were:

Temperature 24°C

Pressure 998 mb

Relative Humidity 25%

|  |  |                                 |
|--|--|---------------------------------|
| <b>RTS</b><br>RIM Testing Services         | EMI Test Report for the BlackBerry Wireless Handheld Model RBA41GW       |                                 |
| <b>Test Report No.</b><br>RTS-0279-0602-02 | <b>Dates of Test</b><br>March 14-March 22, 2006 & March 28–April 4, 2006 | <b>Author Data</b><br>M. Attayi |

### Conducted RF Emission Test Data cont'd

**The conducted spurious emissions** – As per 47 CFR 2.1051, CFR 24.238(a), RSS-133, CFR 22 Subpart H and RSS-132 were measured from 10 MHz to 20 GHz. The EUT emissions were in the noise floor.

See figures 1 to 12 for the plots of the conducted spurious emissions.

### –26 dBc Bandwidth and Occupied Bandwidth (99%)

For each carrier frequency of low, middle and high, the modulation spectrum was measured by both methods of 99% power bandwidth and –26 dBc bandwidth.

The resolution bandwidth required for out-of-band emissions in the 1 MHz bands immediately outside and adjacent to the frequency block, was determined to be at least 1% of the emission bandwidth.

The worst case –26dBc bandwidth for the three GSM850 channels was measured to be 277 kHz, and for the three PCS channels was measured to be 285 kHz as shown below. This results in a 3.0 kHz resolution bandwidth.

On any frequency outside the frequency block and outside the adjacent 1 MHz bands, a resolution bandwidth of at least 1 MHz was employed.

### ***Test Data for GSM850 and PCS selected Frequencies***

| <b>GSM850<br/>Frequency (MHz)</b> | <b>-26dBc Bandwidth (kHz)</b> | <b>99% Occupied Bandwidth (kHz)</b> |
|-----------------------------------|-------------------------------|-------------------------------------|
| 824.2                             | 275                           | 248.3                               |
| 837.6                             | 277                           | 248.3                               |
| 848.8                             | 272                           | 250.0                               |

| <b>PCS<br/>Frequency (MHz)</b> | <b>-26dBc Bandwidth (kHz)</b> | <b>99% Occupied Bandwidth (kHz)</b> |
|--------------------------------|-------------------------------|-------------------------------------|
| 1850.2                         | 278                           | 246.7                               |
| 1880.0                         | 280                           | 250.0                               |
| 1909.8                         | 285                           | 246.7                               |

### ***Measurement Plots for GSM850 and PCS***

Refer to the following measurement plots for more detail.

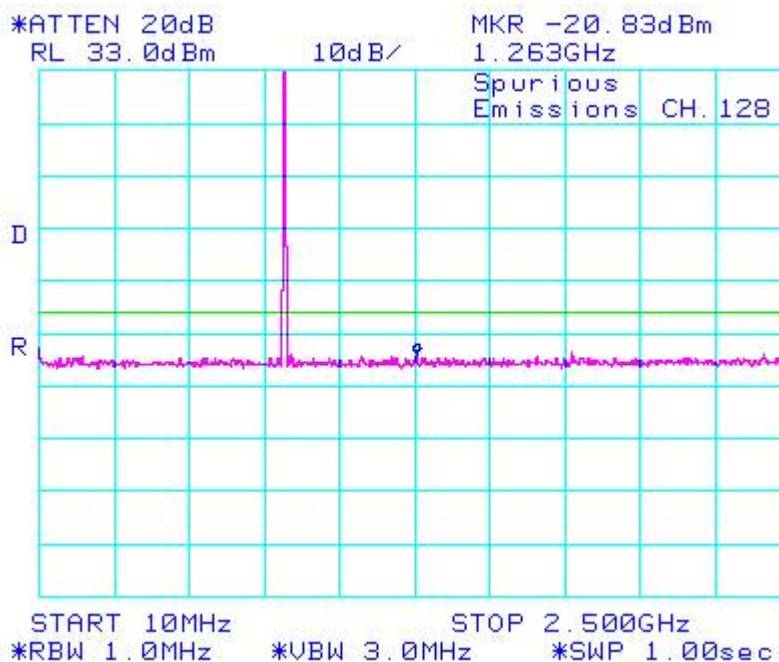
See Figures 13 to 24 for the plots of the –26dBc Bandwidth and 99% Occupied Bandwidth. See Figures 25 to 28 for plots of the channel mask results.

The RF power output was at maximum for all the recorded measurements shown below.

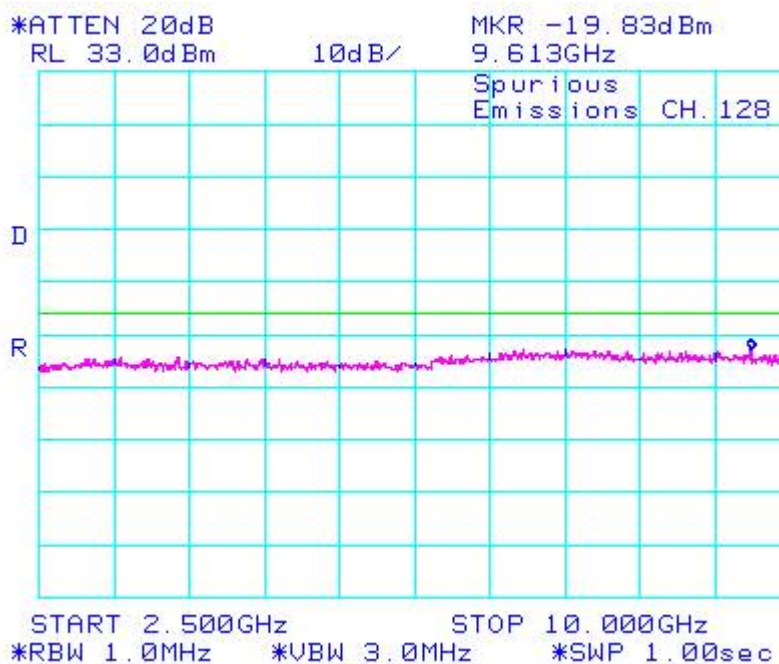
|  |  |                                 |
|--|--|---------------------------------|
| <b>RTS</b><br>RIM Testing Services         | EMI Test Report for the BlackBerry Wireless Handheld Model RBA41GW       |                                 |
| <b>Test Report No.</b><br>RTS-0279-0602-02 | <b>Dates of Test</b><br>March 14-March 22, 2006 & March 28-April 4, 2006 | <b>Author Data</b><br>M. Attayi |

### Conducted RF Emission Test Data cont'd

**Figure 1: GSM 850, Spurious Conducted Emissions, Low channel**



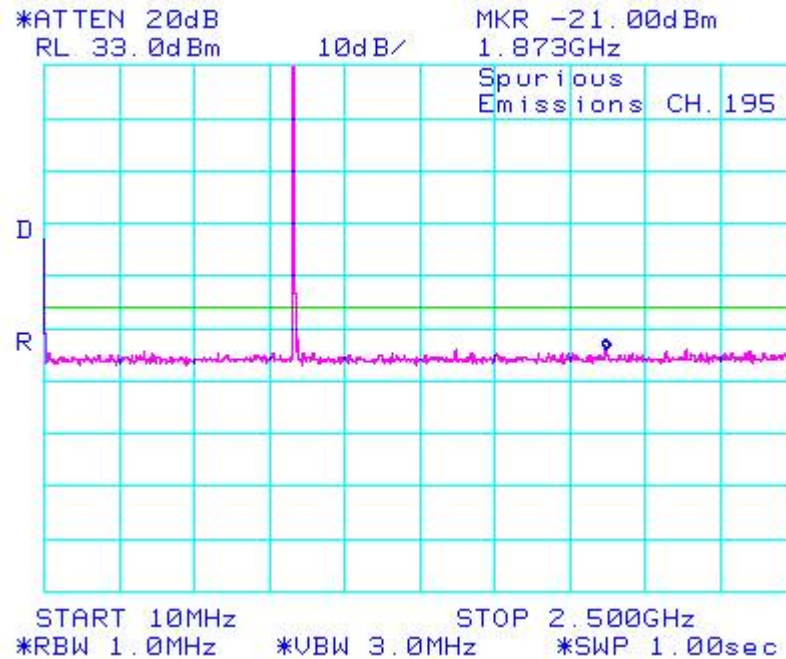
**Figure 2: GSM 850, Spurious Conducted Emissions, Low channel**



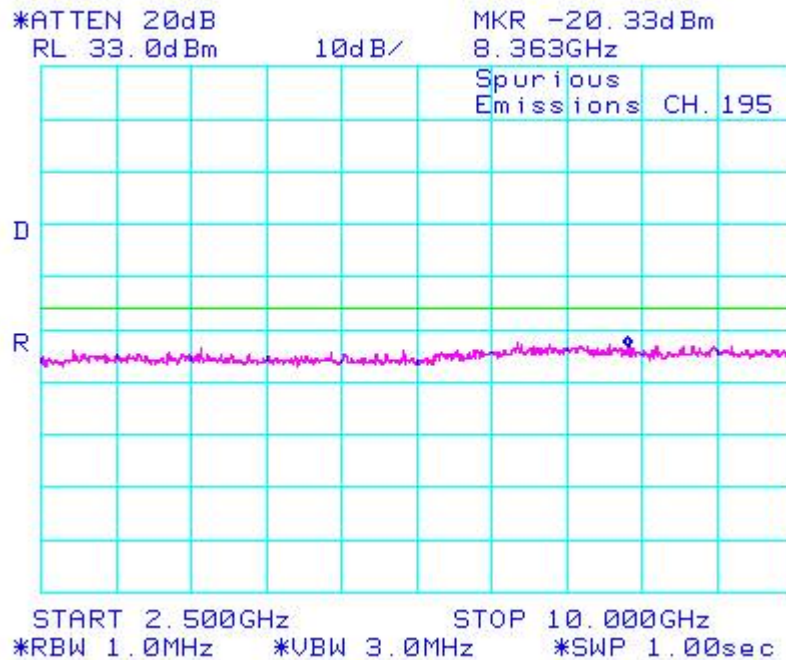
|  |  |                                 |
|--|--|---------------------------------|
| <b>RTS</b><br>RIM Testing Services         | EMI Test Report for the BlackBerry Wireless Handheld Model RBA41GW       |                                 |
| <b>Test Report No.</b><br>RTS-0279-0602-02 | <b>Dates of Test</b><br>March 14-March 22, 2006 & March 28-April 4, 2006 | <b>Author Data</b><br>M. Attayi |

### Conducted RF Emission Test Data cont'd

**Figure 3: GSM 850, Spurious Conducted Emissions, Middle Channel**



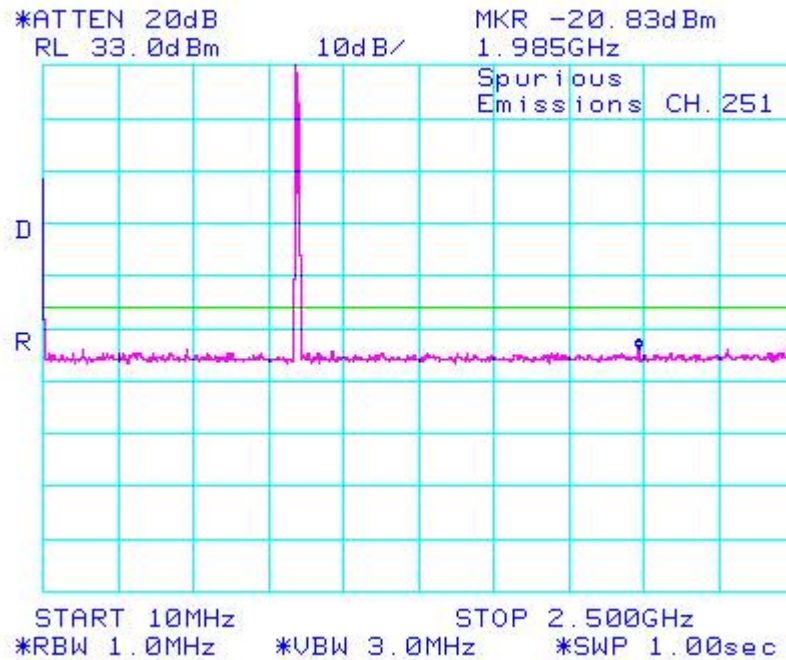
**Figure 4: GSM 850, Spurious Conducted Emissions, Middle Channel**



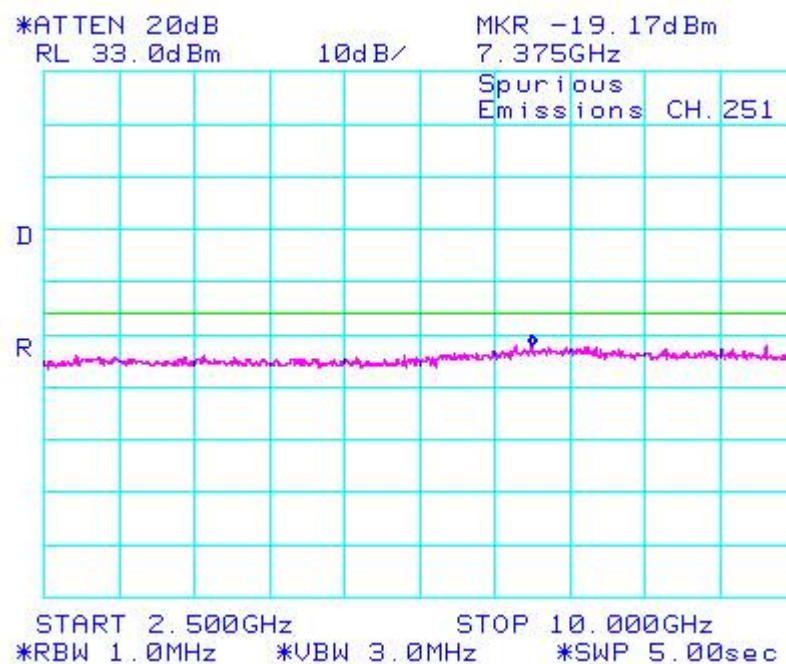
|  |  |                                 |
|--|--|---------------------------------|
| <b>RTS</b><br>RIM Testing Services         | EMI Test Report for the BlackBerry Wireless Handheld Model RBA41GW       |                                 |
| <b>Test Report No.</b><br>RTS-0279-0602-02 | <b>Dates of Test</b><br>March 14-March 22, 2006 & March 28-April 4, 2006 | <b>Author Data</b><br>M. Attayi |

### Conducted RF Emission Test Data cont'd

**Figure 5: GSM 850, Spurious Conducted Emissions, High Channel**



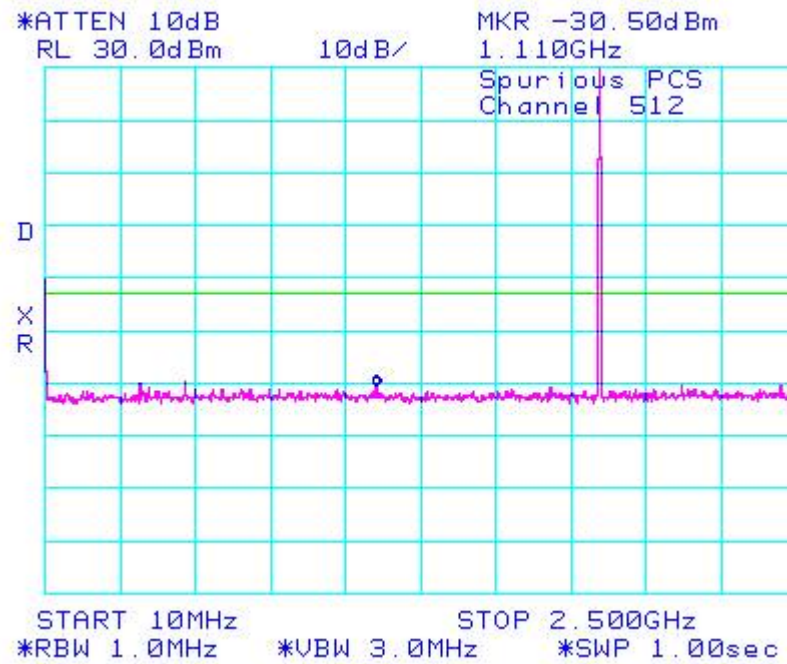
**Figure 6: GSM 850, Spurious Conducted Emissions, High Channel**



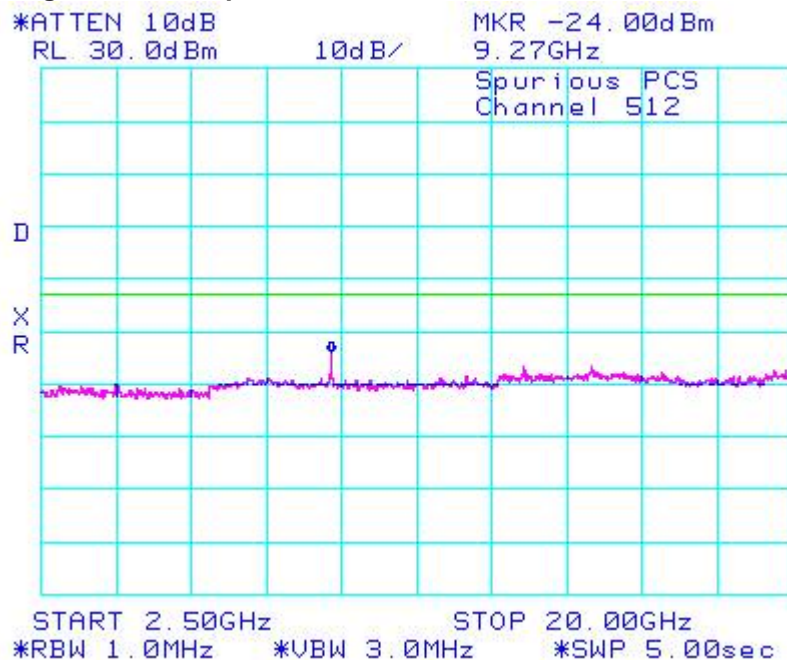
|  |  |                                 |
|--|--|---------------------------------|
| <b>RTS</b><br>RIM Testing Services         | EMI Test Report for the BlackBerry Wireless Handheld Model RBA41GW       |                                 |
| <b>Test Report No.</b><br>RTS-0279-0602-02 | <b>Dates of Test</b><br>March 14-March 22, 2006 & March 28-April 4, 2006 | <b>Author Data</b><br>M. Attayi |

### Conducted RF Emission Test Data cont'd

**Figure 7: PCS, Spurious Conducted Emissions, Low Channel**



**Figure 8: PCS, Spurious Conducted Emissions, Low Channel**

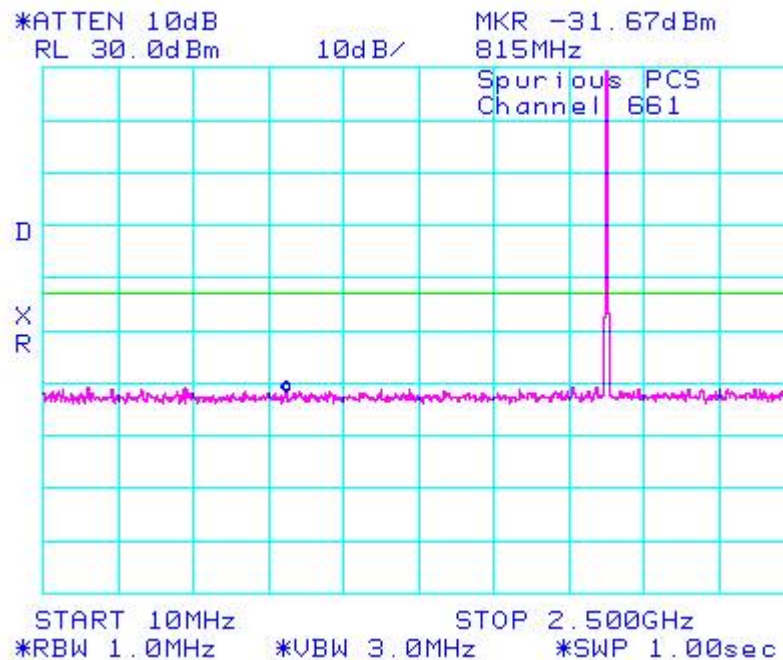




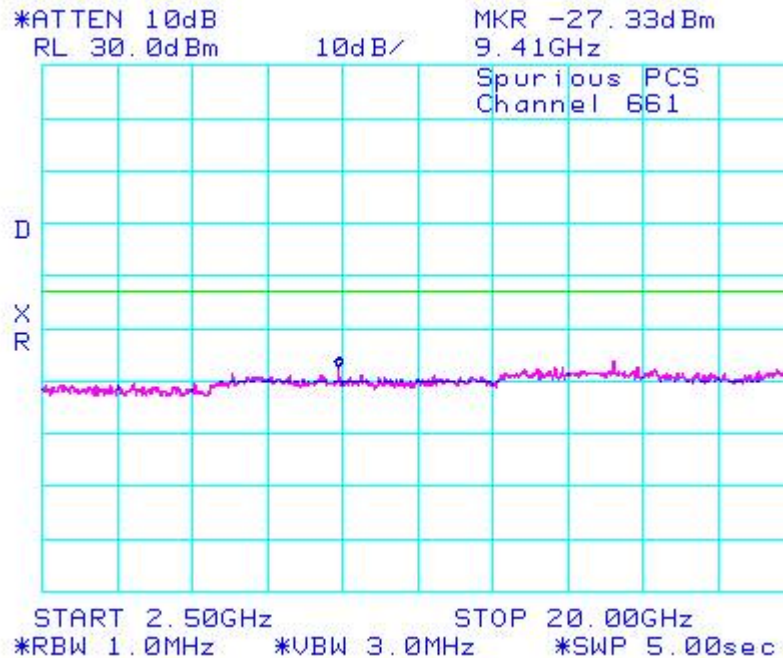
|  |  |                                 |
|--|--|---------------------------------|
| <b>RTS</b><br>RIM Testing Services         | EMI Test Report for the BlackBerry Wireless Handheld Model RBA41GW       |                                 |
| <b>Test Report No.</b><br>RTS-0279-0602-02 | <b>Dates of Test</b><br>March 14-March 22, 2006 & March 28-April 4, 2006 | <b>Author Data</b><br>M. Attayi |

### Conducted RF Emission Test Data cont'd

**Figure 9: PCS, Spurious Conducted Emissions, Middle Channel**



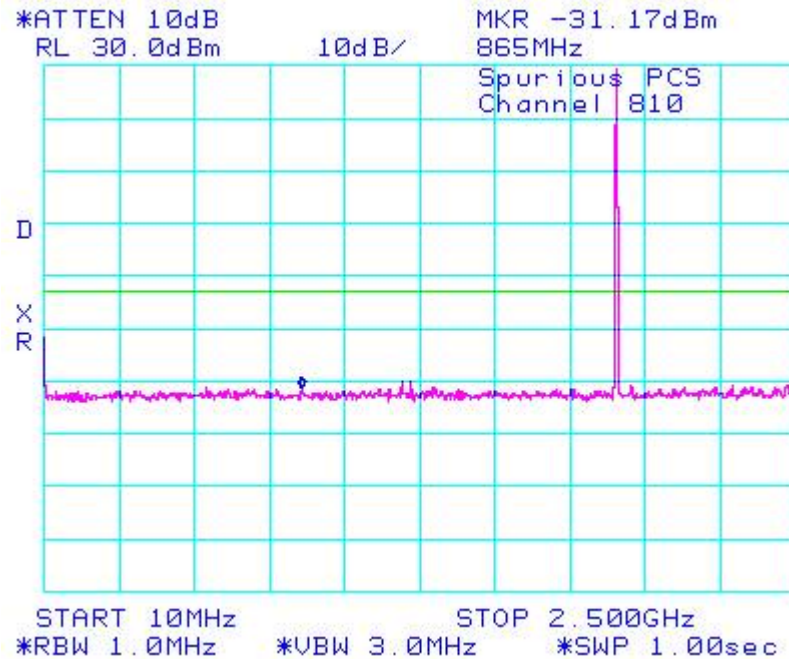
**Figure 10: PCS, Spurious Conducted Emissions, Middle Channel**



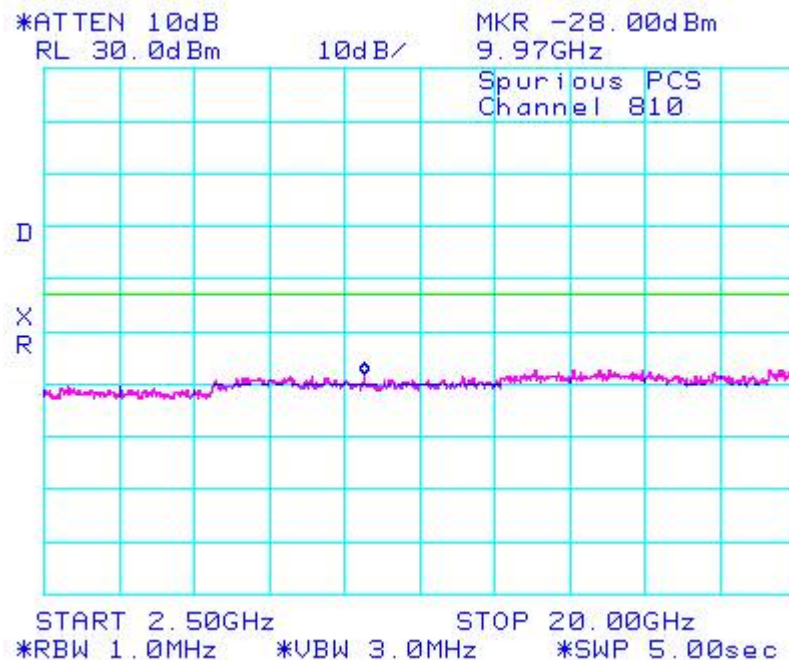
|  |  |                                 |
|--|--|---------------------------------|
| <b>RTS</b><br>RIM Testing Services         | EMI Test Report for the BlackBerry Wireless Handheld Model RBA41GW       |                                 |
| <b>Test Report No.</b><br>RTS-0279-0602-02 | <b>Dates of Test</b><br>March 14-March 22, 2006 & March 28-April 4, 2006 | <b>Author Data</b><br>M. Attayi |

### Conducted RF Emission Test Data cont'd

**Figure 11: PCS, Spurious Conducted Emissions, High Channel**



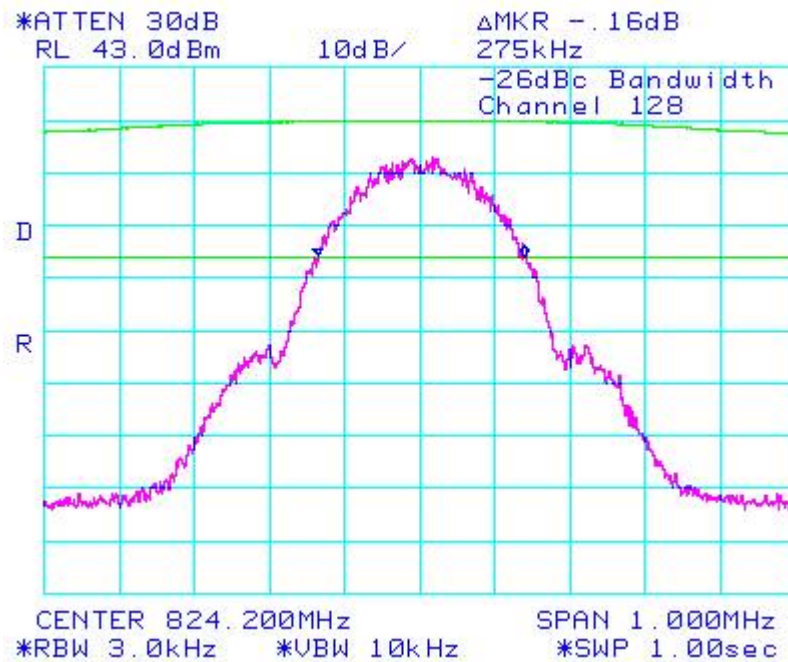
**Figure 12: PCS, Spurious Conducted Emissions, High Channel**



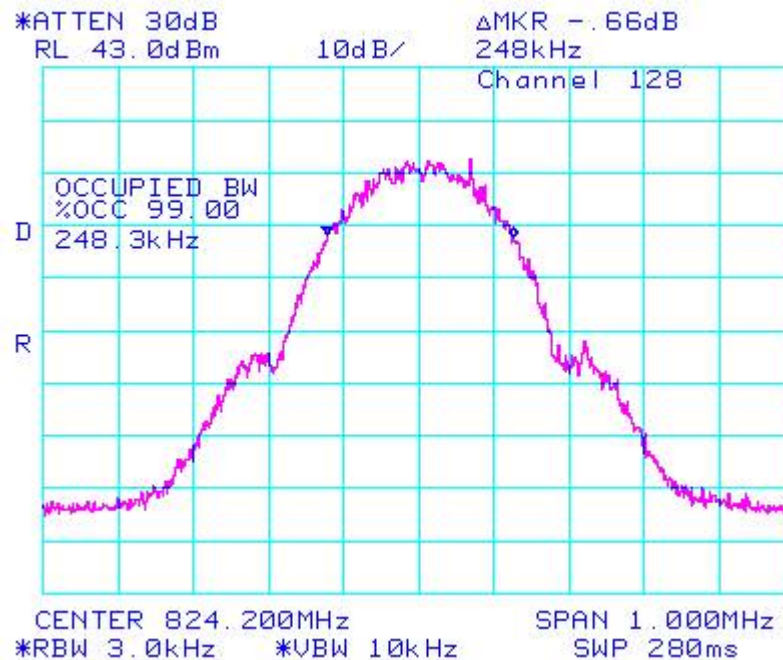
|  |  |                                 |
|--|--|---------------------------------|
| <b>RTS</b><br>RIM Testing Services         | EMI Test Report for the BlackBerry Wireless Handheld Model RBA41GW       |                                 |
| <b>Test Report No.</b><br>RTS-0279-0602-02 | <b>Dates of Test</b><br>March 14-March 22, 2006 & March 28-April 4, 2006 | <b>Author Data</b><br>M. Attayi |

### Conducted RF Emission Test Data cont'd

**Figure 13: -26dBc bandwidth, GSM 850 Low Channel**



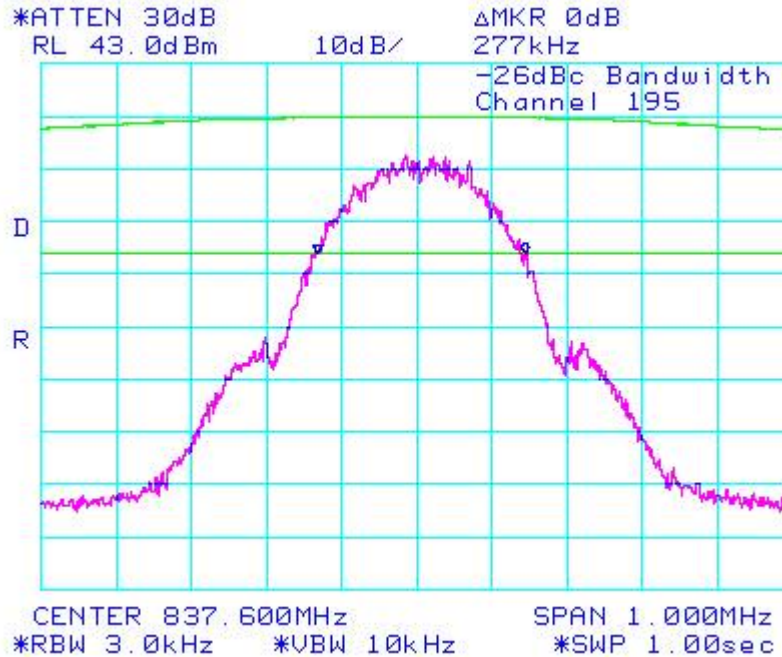
**Figure 14: Occupied Bandwidth, GSM 850 Low Channel**



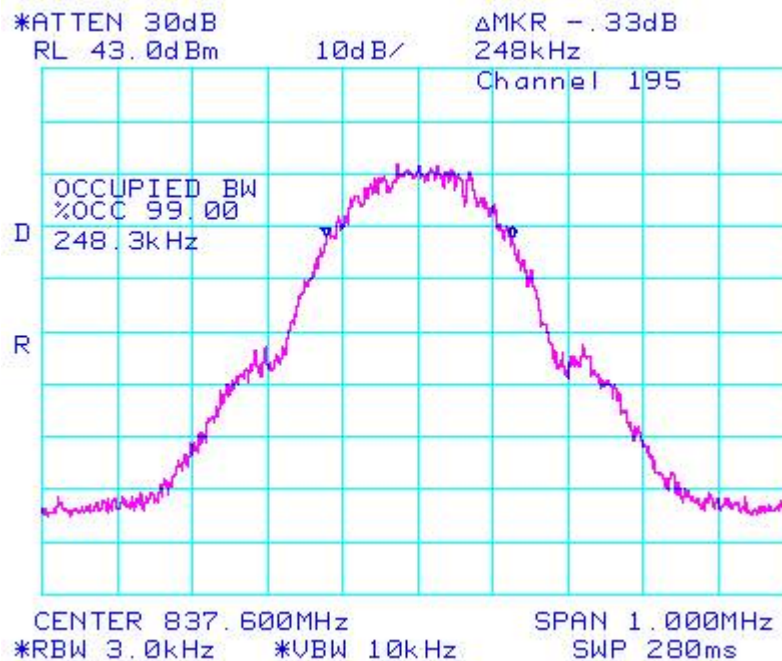
|  |  |                                 |
|--|--|---------------------------------|
| <b>RTS</b><br>RIM Testing Services         | EMI Test Report for the BlackBerry Wireless Handheld Model RBA41GW       |                                 |
| <b>Test Report No.</b><br>RTS-0279-0602-02 | <b>Dates of Test</b><br>March 14-March 22, 2006 & March 28-April 4, 2006 | <b>Author Data</b><br>M. Attayi |

### Conducted RF Emission Test Data cont'd

**Figure 15: -26dBc bandwidth, GSM 850 Middle Channel**



**Figure 16: Occupied Bandwidth, GSM 850 Middle Channel**

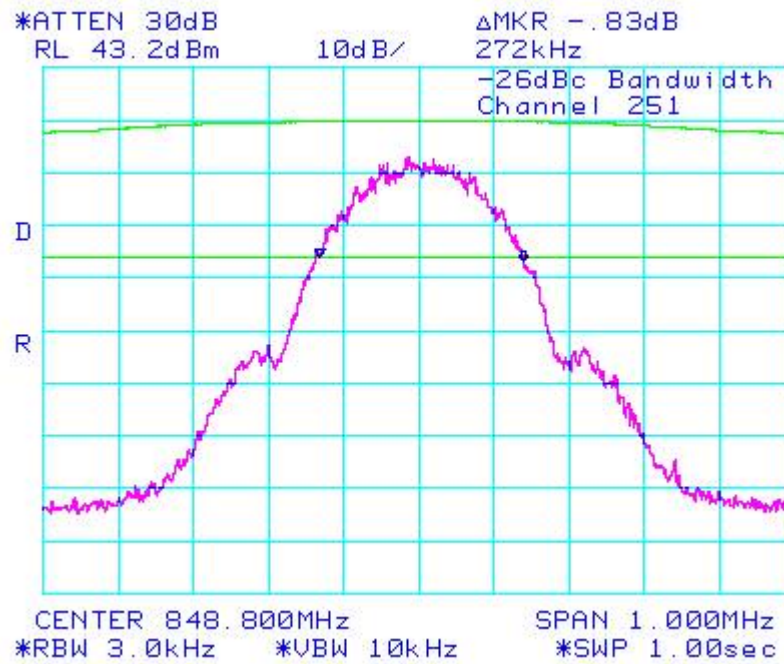




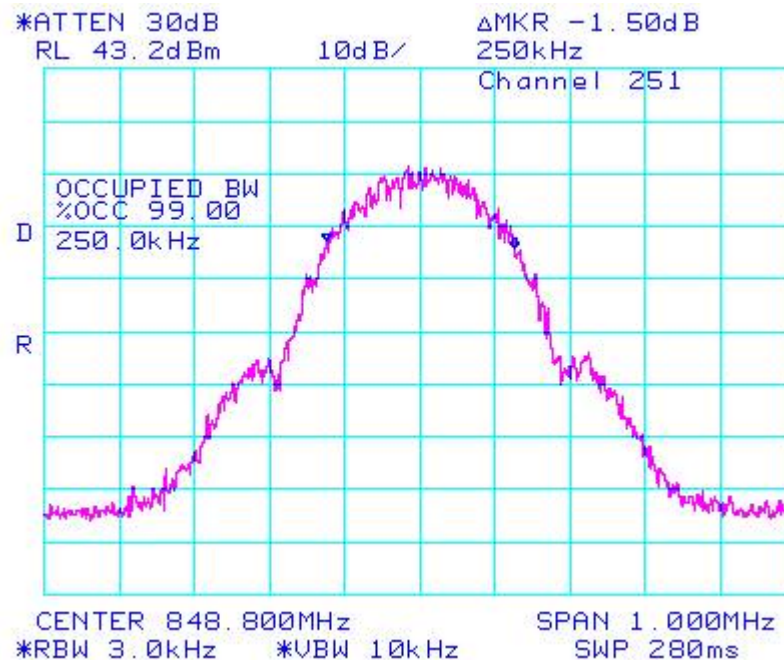
|  |  |                                 |
|--|--|---------------------------------|
| <b>RTS</b><br>RIM Testing Services         | EMI Test Report for the BlackBerry Wireless Handheld Model RBA41GW       |                                 |
| <b>Test Report No.</b><br>RTS-0279-0602-02 | <b>Dates of Test</b><br>March 14-March 22, 2006 & March 28-April 4, 2006 | <b>Author Data</b><br>M. Attayi |

### Conducted RF Emission Test Data cont'd

**Figure 17: -26dBc bandwidth, GSM 850 High Channel**



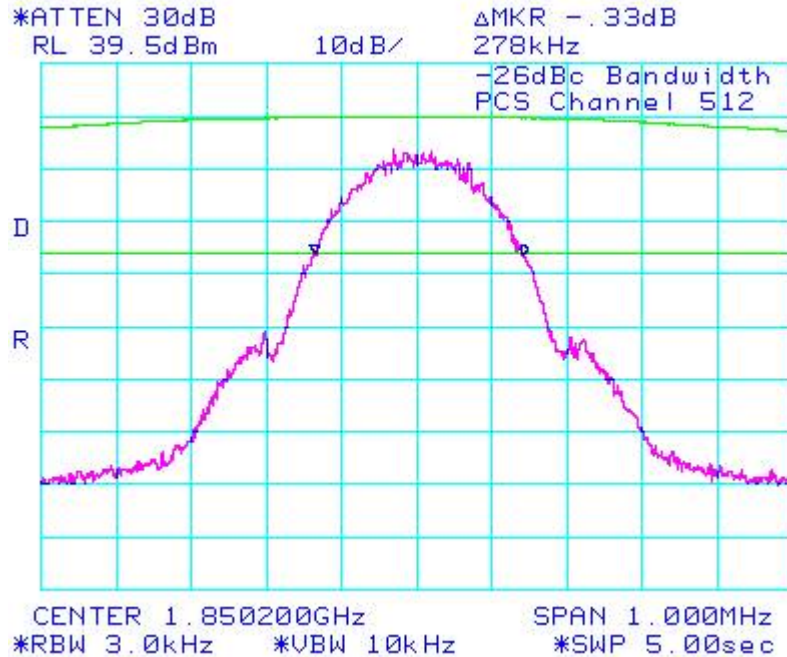
**Figure 18: Occupied Bandwidth, GSM 850 High Channel**



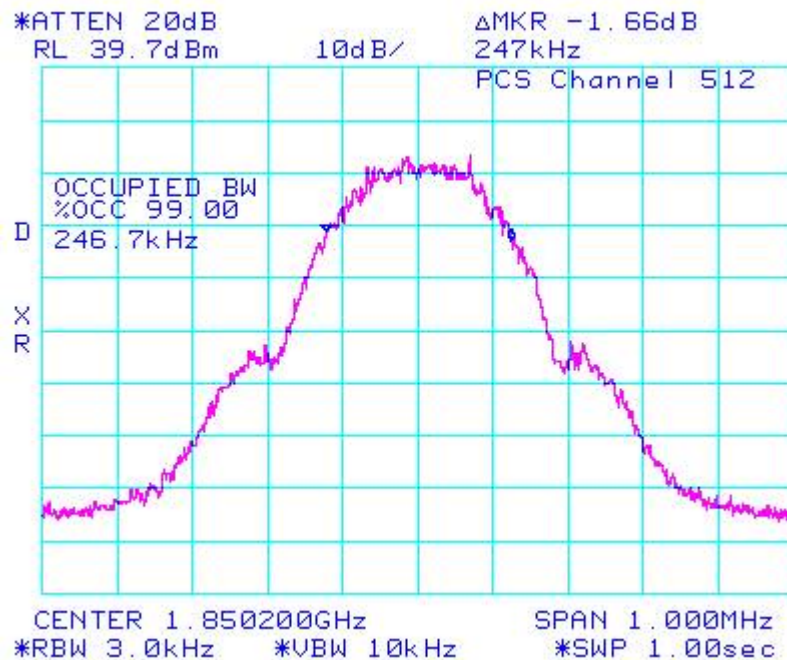
|  |  |                                 |
|--|--|---------------------------------|
| <b>RTS</b><br>RIM Testing Services         | EMI Test Report for the BlackBerry Wireless Handheld Model RBA41GW       |                                 |
| <b>Test Report No.</b><br>RTS-0279-0602-02 | <b>Dates of Test</b><br>March 14-March 22, 2006 & March 28-April 4, 2006 | <b>Author Data</b><br>M. Attayi |

### Conducted RF Emission Test Data cont'd

**Figure 19: -26dBc bandwidth, PCS Low Channel**



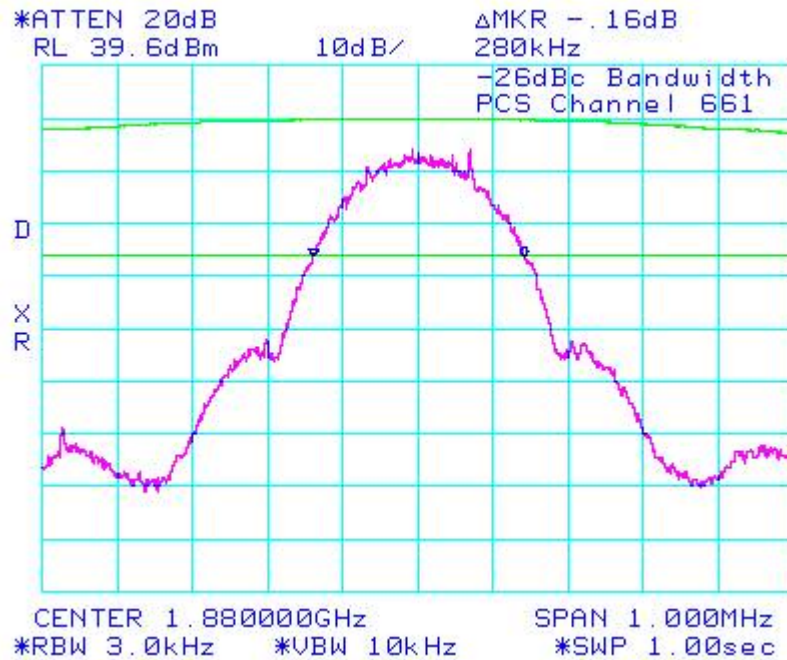
**Figure 20: Occupied Bandwidth, PCS Low Channel**



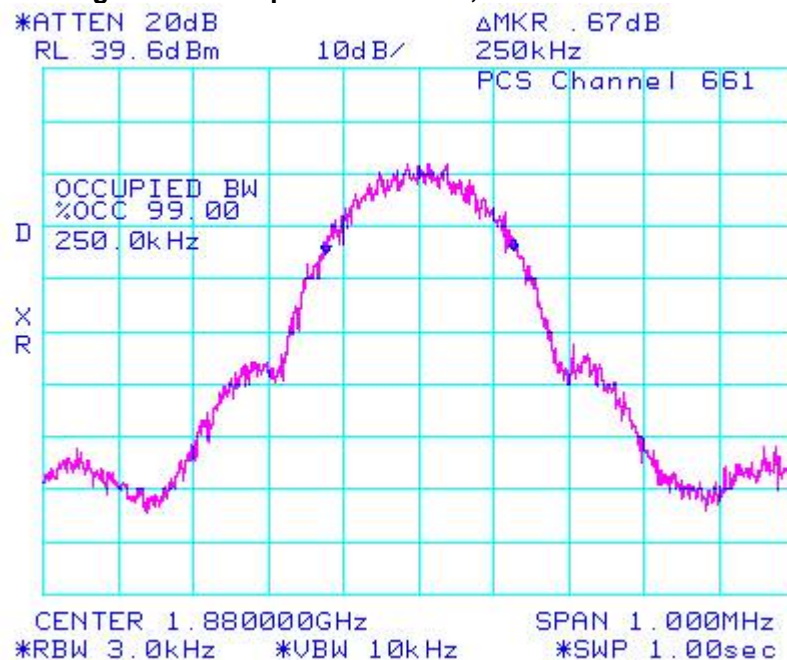
|  |  |                                 |
|--|--|---------------------------------|
| <b>RTS</b><br>RIM Testing Services         | EMI Test Report for the BlackBerry Wireless Handheld Model RBA41GW       |                                 |
| <b>Test Report No.</b><br>RTS-0279-0602-02 | <b>Dates of Test</b><br>March 14-March 22, 2006 & March 28-April 4, 2006 | <b>Author Data</b><br>M. Attayi |

### Conducted RF Emission Test Data cont'd

**Figure 21: -26dBc bandwidth, PCS Middle Channel**



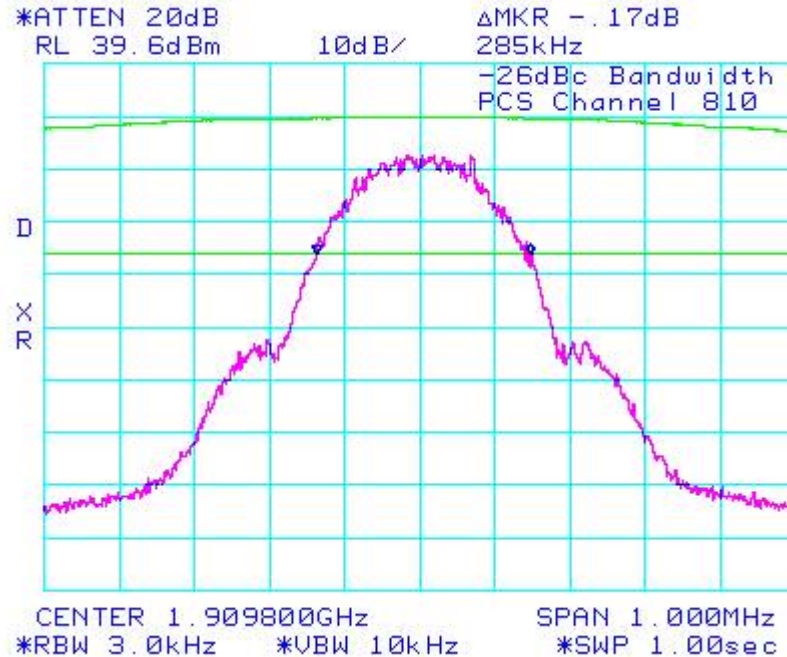
**Figure 22: Occupied Bandwidth, PCS Middle Channel**



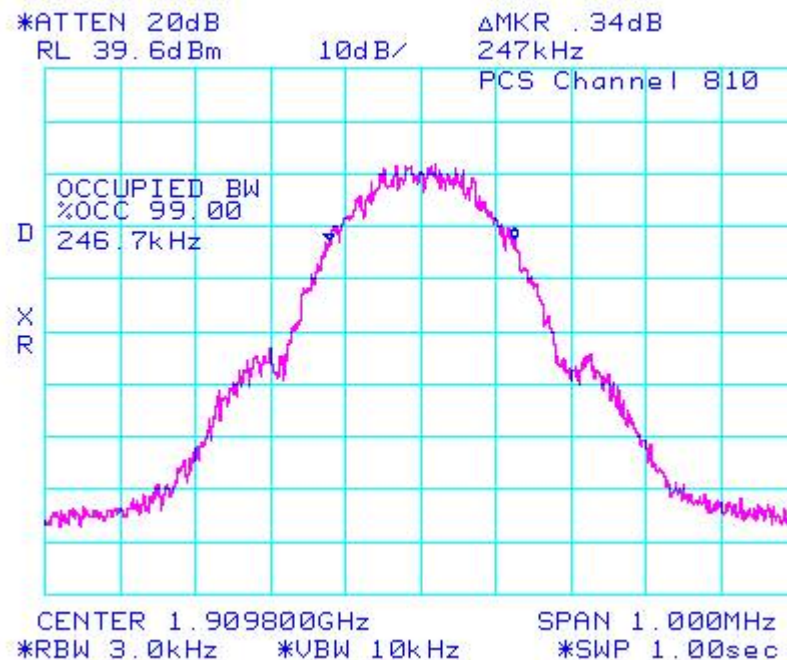
|  |  |                                 |
|--|--|---------------------------------|
| <b>RTS</b><br>RIM Testing Services         | EMI Test Report for the BlackBerry Wireless Handheld Model RBA41GW       |                                 |
| <b>Test Report No.</b><br>RTS-0279-0602-02 | <b>Dates of Test</b><br>March 14-March 22, 2006 & March 28-April 4, 2006 | <b>Author Data</b><br>M. Attayi |

### Conducted RF Emission Test Data cont'd

**Figure 23: -26dBc bandwidth, PCS High Channel**



**Figure 24: Occupied Bandwidth, PCS High Channel**

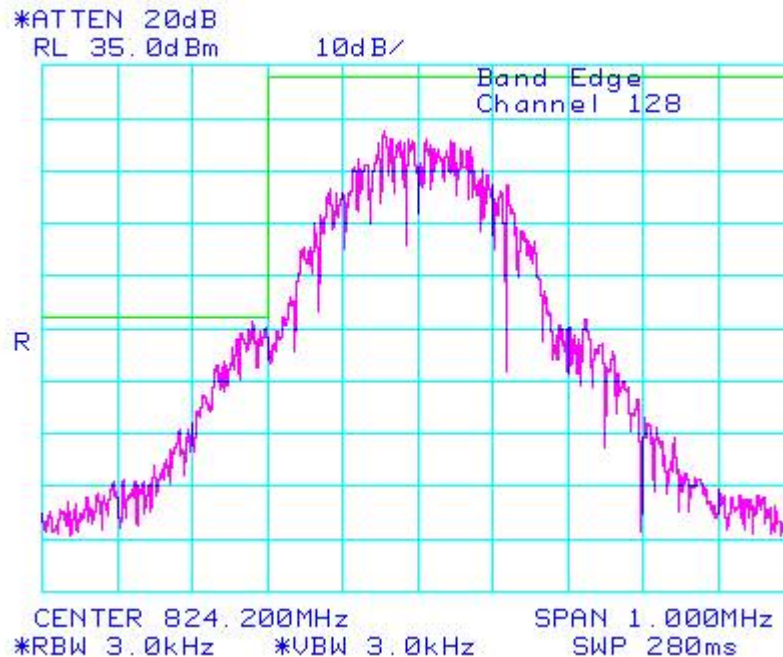




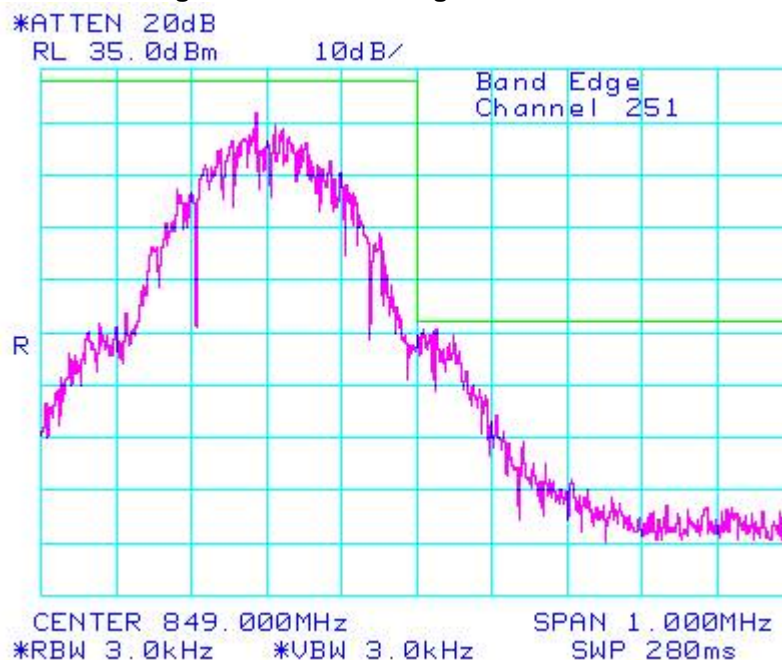
|  |  |                                 |
|--|--|---------------------------------|
| <b>RTS</b><br>RIM Testing Services         | EMI Test Report for the BlackBerry Wireless Handheld Model RBA41GW       |                                 |
| <b>Test Report No.</b><br>RTS-0279-0602-02 | <b>Dates of Test</b><br>March 14-March 22, 2006 & March 28-April 4, 2006 | <b>Author Data</b><br>M. Attayi |

### Conducted RF Emission Test Data cont'd

**Figure 25: GSM 850, Low Channel Mask**



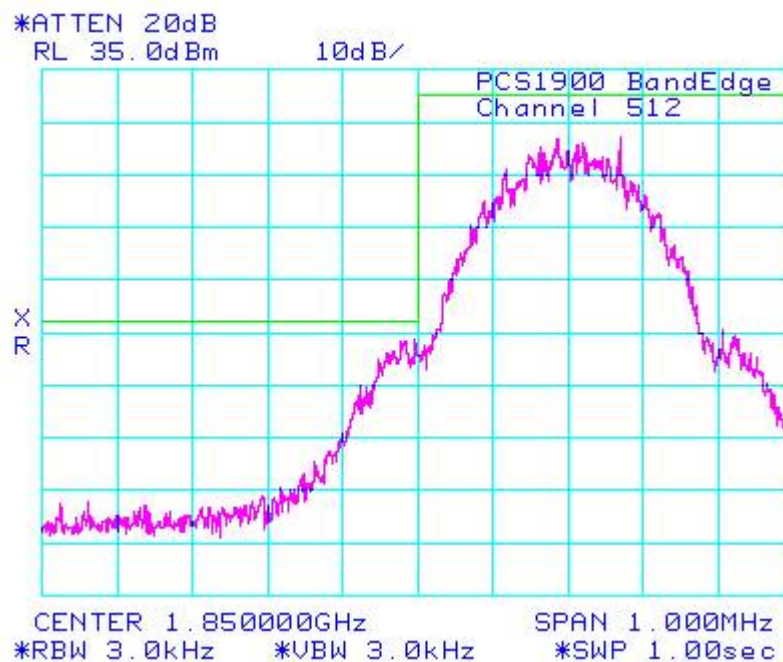
**Figure 26: GSM 850 High Channel Mask**



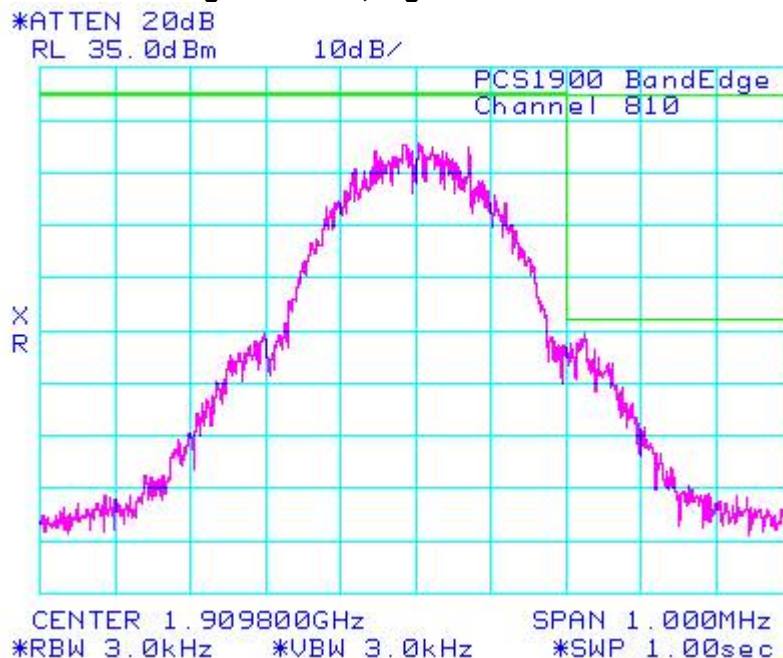
|  |  |                                 |
|--|--|---------------------------------|
| <b>RTS</b><br>RIM Testing Services         | EMI Test Report for the BlackBerry Wireless Handheld Model RBA41GW       |                                 |
| <b>Test Report No.</b><br>RTS-0279-0602-02 | <b>Dates of Test</b><br>March 14-March 22, 2006 & March 28-April 4, 2006 | <b>Author Data</b><br>M. Attayi |

## Conducted RF Emission Test Data cont'd

**Figure27: PCS, Low Channel Mask**




**Figure28: PCS, High Channel Mask**



|  |  |                                 |
|--|--|---------------------------------|
| <b>RTS</b><br>RIM Testing Services         | EMI Test Report for the BlackBerry Wireless Handheld Model RBA41GW       |                                 |
| <b>Test Report No.</b><br>RTS-0279-0602-02 | <b>Dates of Test</b><br>March 14-March 22, 2006 & March 28–April 4, 2006 | <b>Author Data</b><br>M. Attayi |

### Conducted RF Emission Test Set-up



|  |  |                                 |
|--|--|---------------------------------|
| <b>RTS</b><br>RIM Testing Services         | EMI Test Report for the BlackBerry Wireless Handheld Model RBA41GW       |                                 |
| <b>Test Report No.</b><br>RTS-0279-0602-02 | <b>Dates of Test</b><br>March 14-March 22, 2006 & March 28–April 4, 2006 | <b>Author Data</b><br>M. Attayi |

## APPENDIX 2 – CONDUCTED RF OUTPUT POWER TEST DATA

|  |  |                                 |
|--|--|---------------------------------|
| <b>RTS</b><br>RIM Testing Services         | EMI Test Report for the BlackBerry Wireless Handheld Model RBA41GW       |                                 |
| <b>Test Report No.</b><br>RTS-0279-0602-02 | <b>Dates of Test</b><br>March 14-March 22, 2006 & March 28–April 4, 2006 | <b>Author Data</b><br>M. Attayi |

### Conducted RF Output Power Test Data

The conducted RF output power was measured using the Communication Tester, Rohde & Schwarz, model CMU 200. The low, middle and high channels were measured at maximum radio output power. The insertion loss of the coaxial cable from the CMU 200 to the Handheld was compensated for in the measurements.

Peak nominal output power is 32.5 dBm  $\pm$ 0.3 dB for GSM850 and 29.8 dBm  $\pm$ 0.5 dB for PCS.

### Test Results

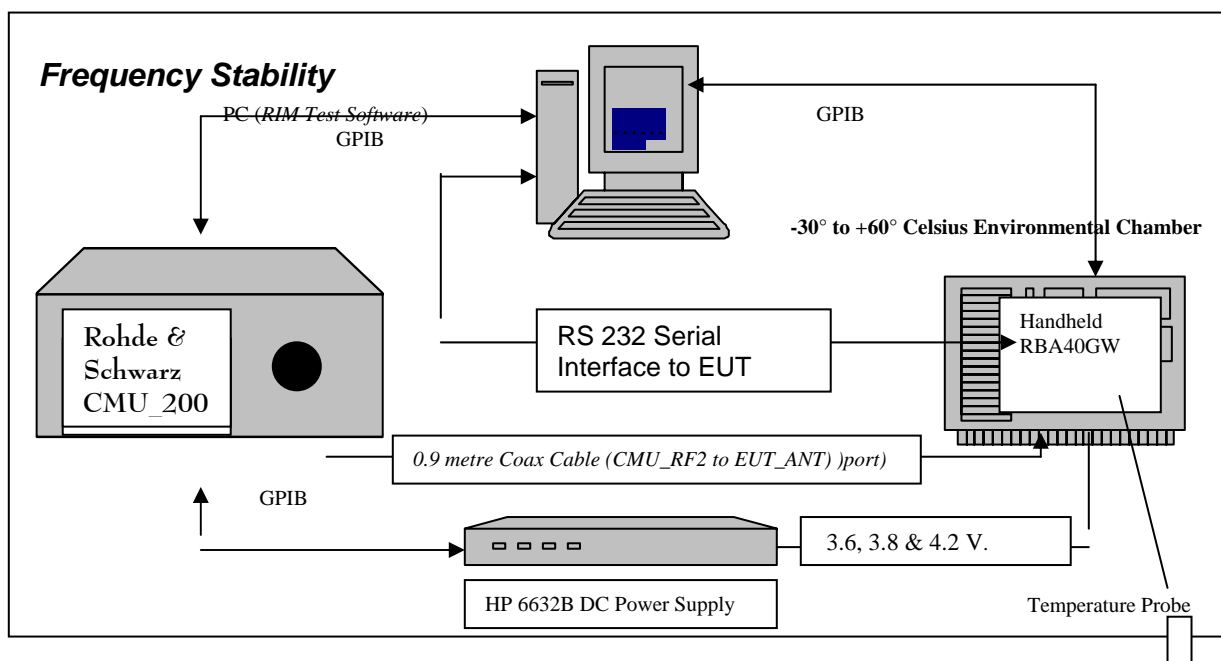
| Channel       | Frequency (MHz) | Maximum Output Power (dBm) |
|---------------|-----------------|----------------------------|
| <u>GSM850</u> |                 |                            |
| 128           | 824.20          | <b>32.50</b>               |
| 189           | 837.60          | 32.40                      |
| 251           | 848.80          | 32.50                      |
| <u>PCS</u>    |                 |                            |
| 512           | 1850.2          | <b>29.80</b>               |
| 661           | 1880.0          | 29.70                      |
| 810           | 1909.8          | 29.40                      |

|  |  |                                 |
|--|--|---------------------------------|
| <b>RTS</b><br>RIM Testing Services         | EMI Test Report for the BlackBerry Wireless Handheld Model RBA41GW       |                                 |
| <b>Test Report No.</b><br>RTS-0279-0602-02 | <b>Dates of Test</b><br>March 14-March 22, 2006 & March 28–April 4, 2006 | <b>Author Data</b><br>M. Attayi |

### APPENDIX 3 – FREQUENCY STABILITY TEST DATA

|  |  |                                 |
|--|--|---------------------------------|
| <b>RTS</b><br>RIM Testing Services         | EMI Test Report for the BlackBerry Wireless Handheld Model RBA41GW       |                                 |
| <b>Test Report No.</b><br>RTS-0279-0602-02 | <b>Dates of Test</b><br>March 14-March 22, 2006 & March 28–April 4, 2006 | <b>Author Data</b><br>M. Attayi |

### Frequency Stability Test Data



| <b>SYSTEM</b>                                | <b>Model</b> | <b>Serial Number</b> | <b>Calibration Due Date.</b> |
|--|--------------|----------------------|------------------------------|
| R & S Universal Radio Communication Test Set | CMU200       | 100251               | 19-May-06                    |
| HP System DC Power Supply                    | 6632B        | US37472178           | 12-July-2007                 |
| Agilent Signal Generator                     | 8648C        | 4037U03155           | 13-Sept.-2007                |
| Giga-tronics Power Metre                     | 8541C        | 1837762              | 03 Dec.-2006                 |
| Giga-tranics Power Sensor                    | 80401A       | 1835838              | 03 Dec.-2006                 |
| Espec Environmental Chamber                  | SH240S1      | 91004919             | N/A                          |
| Control Company Temperature Probe            | 15-077-21    | 51129471             | 20-May-2007                  |

### CFR 47 Chapter 1 - Federal Communications Commission Rules

#### Part 2 Required Measurements

#### 2.995 Frequency Stability - Procedures

#### (a,b) Frequency Stability - Temperature Variation

#### (d) Frequency Stability - Voltage Variation

#### **24.235** Frequency Stability.

*The frequency stability shall be sufficient to ensure that the fundamental emission stays within the authorized frequency block.*



|  |  |                                 |
|--|--|---------------------------------|
| <b>RTS</b><br>RIM Testing Services         | EMI Test Report for the BlackBerry Wireless Handheld Model RBA41GW       |                                 |
| <b>Test Report No.</b><br>RTS-0279-0602-02 | <b>Dates of Test</b><br>March 14-March 22, 2006 & March 28–April 4, 2006 | <b>Author Data</b><br>M. Attayi |

The RBA41GW handheld, (referred as EUT herein and after) transmitted frequencies are less than 0.1 ppm of the received frequency from the Rhode & Schwarz CMU 200 Universal Radio Communication Test Set.

*The EUT meets the requirements as stated in CFR 47 chapter 1, Section 24.235, RSS-133, CFR 47 chapter 1, Section 22.917 and RSS-132 Frequency Stability.*

Frequency Stability measurement devices were configured as presented in the block diagram recording frequency, power, data, temperatures, and stepped voltages controlled via a GPIB interface linked to the Environmental chamber, a DC power supply, and the Communications Test Set. A 0.9-metre coax cable was calibrated to characterize the insertion loss for the transmitted frequencies between the RF input/output of the CMU 200 and the EUT antenna port; located inside the environmental chamber.

Calibration for the Cable Loss was performed in the RF Laboratory on 09 April 2006 using the Giga-tronics power metre and Agilent Signal Generator.

The cable assembly from the RF input to the RF output was measured at the following Frequencies:

| PCS<br>Frequency<br>(MHz) | Cable loss<br>(dB) |
|---------------------------|--------------------|
| 1850.2                    | 1.10               |
| 1880.0                    | 1.10               |
| 1909.8                    | 1.10               |

| GSM 850<br>Frequency<br>(MHz) | Cable loss<br>(dB) |
|-------------------------------|--------------------|
| 824.2                         | 0.71               |
| 836.4                         | 0.71               |
| 848.6                         | 0.71               |

#### Procedure:

The EUT was placed in the Temperature chamber and connected to CMU 200 outside as shown in the figure above. Dry air was pumped inside the temperature chamber to maintain a backpressure during the test. The EUT was kept in the off condition at all times except when the measurements were to be made.

The chamber was switched on and the temperature was set to -30°C.

After the chamber stabilized at -30 °C there was a soak period of one hour to alleviate moisture in the chamber, the EUT voltage was enabled.

The system software recorded the frequency, power, and associated measurements.

A Computer system controlled the automated software. This application was given the command of activating all machines intrinsic to the temperature and voltage tests controlling the CMU 200 via the GPIB Bus. The Environmental Chamber was instructed through an RS-232 serial line. The EUT dialogue was passed through a serial connection.

The EUT repetitively transmitted 100 bursts for each set of programmed parameters recording temperature, voltage settings, and systematically selected frequencies. The power supply was cycled from minimum voltage 3.6 volts, to 3.8 volts to 4.2 volts nominal

This report shall NOT be reproduced except in full without the written consent of RIM Testing Services (RTS)

- A division of Research in Motion Limited.

Copyright 2002-2006

Page 32 of 56



|  |  |                                 |
|--|--|---------------------------------|
| <b>RTS</b><br>RIM Testing Services         | EMI Test Report for the BlackBerry Wireless Handheld Model RBA41GW       |                                 |
| <b>Test Report No.</b><br>RTS-0279-0602-02 | <b>Dates of Test</b><br>March 14-March 22, 2006 & March 28–April 4, 2006 | <b>Author Data</b><br>M. Attayi |

voltage. The frequency error was measured at a maximum output power and recorded by the automated system test software.

The EUT output power and frequency was measured at 3.6 volts, 3.8 volts and 4.2 volts. The transmit frequency was varied in 3 steps consisting of 824.2, 836.4, and 848.6 MHz for the GSM850 band and 1850.2, 1880.0 and 1909.8 MHz for the PCS band. This frequency was recorded in MHz and deviation from nominal, in Parts Per Million. After the initial one-hour soak at the beginning of the tests, a period of thirty minutes soak was initialized between each ascending temperature step, before proceeding to the next measurement test cycle.

## PROCEDURE:

The test system software for commencing the Frequency Stability Tests carried through the following cycle.

1. Switch on the HP 6632B power supply; CMU 200 Communications test Set, and Environmental Chamber.
2. Start test program
3. Set the Temperature to –30°C and maintain a period of one- hour soak time, with the EUT supply voltage disabled.
4. Set power supply voltage to 3.6 volts.
5. Set up CMU 200 Radio Communication Tester.
6. Command the CMU 200 to switch to the low channel.
7. Enable the voltage to the EUT, and connect a link to the CMU 200 test set.
8. EUT is commanded to Transmit 100 Bursts.
9. Software logs the following data from the CMU 200, power supply and temperature chamber: Traffic Channel Number, Traffic Channel Frequency, Power Level, Chamber Temperature, Supply Voltage, Power, Frequency Error.
10. The CMU 200 commands the EUT to change frequency to the middle channel and high channel and repeats steps 7 to 9.
11. Repeat steps 5 to 10 changing the supply voltage to 3.8 Volts
12. Increase temperature by 10°C and soak for 1/2 hour.
13. Repeat steps 4 - 12 for temperatures –30°C to 60°C.
14. Repeat steps 5 to 10 changing the supply voltage to 4.2 volts

Procedure 5 to 10 was repeated at room temperature (20°C) with the power supply voltage set to 3.6, 3.8 and 4.2 volts.

The maximum frequency error in the GSM850 band measured was 0.0983 PPM.

The maximum frequency error in the PCS band measured was -0.0535 PPM.

GSM850 Channel results: channels 128, 189 and 250 @ 20°C maximum transmitted power

|  |  |                                 |
|--|--|---------------------------------|
| <b>RTS</b><br>RIM Testing Services         | EMI Test Report for the BlackBerry Wireless Handheld Model RBA41GW       |                                 |
| <b>Test Report No.</b><br>RTS-0279-0602-02 | <b>Dates of Test</b><br>March 14-March 22, 2006 & March 28-April 4, 2006 | <b>Author Data</b><br>M. Attayi |

| Traffic Channel Number | GSM850 Frequency (MHz) | Voltage (Volts) | Temperature (Celsius) | Frequency Error (Hz) | PPM    |
|------------------------|------------------------|-----------------|-----------------------|----------------------|--------|
| 128                    | 824.2                  | 3.6             | 20                    | 10                   | 0.0121 |
| 189                    | 836.4                  | 3.6             | 20                    | 18                   | 0.0215 |
| 250                    | 848.6                  | 3.6             | 20                    | 22                   | 0.0259 |

| Traffic Channel Number | GSM850 Frequency (MHz) | Voltage (Volts) | Temperature (Celsius) | Frequency Error (Hz) | PPM    |
|------------------------|------------------------|-----------------|-----------------------|----------------------|--------|
| 128                    | 824.2                  | 3.8             | 20                    | 62                   | 0.0752 |
| 189                    | 836.4                  | 3.8             | 20                    | 55                   | 0.0658 |
| 250                    | 848.6                  | 3.8             | 20                    | 52                   | 0.0613 |

| Traffic Channel Number | GSM850 Frequency (MHz) | Voltage (Volts) | Temperature (Celsius) | Frequency Error (Hz) | PPM     |
|------------------------|------------------------|-----------------|-----------------------|----------------------|---------|
| 128                    | 824.2                  | 4.2             | 20                    | 20                   | 0.0243  |
| 189                    | 836.4                  | 4.2             | 20                    | 15                   | 0.0179  |
| 250                    | 848.6                  | 4.2             | 20                    | -3.5                 | -0.0041 |

|  |  |                                 |
|--|--|---------------------------------|
| <b>RTS</b><br>RIM Testing Services         | EMI Test Report for the BlackBerry Wireless Handheld Model RBA41GW       |                                 |
| <b>Test Report No.</b><br>RTS-0279-0602-02 | <b>Dates of Test</b><br>March 14-March 22, 2006 & March 28-April 4, 2006 | <b>Author Data</b><br>M. Attayi |

GSM850 Results: channel 128 @ maximum transmitted power

| Traffic Channel Number | Frequency (MHz) | Voltage (Volts) | Temperature (Celsius) | Frequency Error (Hz) | PPM           |
|------------------------|-----------------|-----------------|-----------------------|----------------------|---------------|
| 128                    | 824.2           | 3.6             | -30                   | 65                   | 0.0789        |
| 128                    | 824.2           | 3.6             | -20                   | 40                   | 0.0485        |
| 128                    | 824.2           | 3.6             | -10                   | 44                   | 0.0534        |
| 128                    | 824.2           | 3.6             | 0                     | 46                   | 0.0558        |
| 128                    | 824.2           | 3.6             | 10                    | 81                   | <b>0.0983</b> |
| 128                    | 824.2           | 3.6             | 20                    | 10                   | 0.0121        |
| 128                    | 824.2           | 3.6             | 30                    | -24                  | -0.0291       |
| 128                    | 824.2           | 3.6             | 40                    | -24                  | -0.0291       |
| 128                    | 824.2           | 3.6             | 50                    | 10                   | 0.0121        |
| 128                    | 824.2           | 3.6             | 60                    | 7                    | 0.0085        |

| Traffic Channel Number | Frequency (MHz) | Voltage (Volts) | Temperature (Celsius) | Frequency Error (Hz) | PPM     |
|------------------------|-----------------|-----------------|-----------------------|----------------------|---------|
| 128                    | 824.2           | 3.8             | -30                   | -5                   | -0.0061 |
| 128                    | 824.2           | 3.8             | -20                   | 24                   | 0.0291  |
| 128                    | 824.2           | 3.8             | -10                   | 26                   | 0.0315  |
| 128                    | 824.2           | 3.8             | 0                     | 35                   | 0.0425  |
| 128                    | 824.2           | 3.8             | 10                    | 39                   | 0.0473  |
| 128                    | 824.2           | 3.8             | 20                    | 62                   | 0.0752  |
| 128                    | 824.2           | 3.8             | 30                    | 36                   | 0.0437  |
| 128                    | 824.2           | 3.8             | 40                    | 20                   | 0.0243  |
| 128                    | 824.2           | 3.8             | 50                    | 35                   | 0.0425  |
| 128                    | 824.2           | 3.8             | 60                    | 14                   | 0.0170  |

| Traffic Channel Number | Frequency (MHz) | Voltage (Volts) | Temperature (Celsius) | Frequency Error (Hz) | PPM     |
|------------------------|-----------------|-----------------|-----------------------|----------------------|---------|
| 128                    | 824.2           | 4.2             | -30                   | 27                   | 0.0328  |
| 128                    | 824.2           | 4.2             | -20                   | 10                   | 0.0121  |
| 128                    | 824.2           | 4.2             | -10                   | 17                   | 0.0206  |
| 128                    | 824.2           | 4.2             | 0                     | 15                   | 0.0182  |
| 128                    | 824.2           | 4.2             | 10                    | 12                   | 0.0146  |
| 128                    | 824.2           | 4.2             | 20                    | 20                   | 0.0243  |
| 128                    | 824.2           | 4.2             | 30                    | -16                  | -0.0194 |
| 128                    | 824.2           | 4.2             | 40                    | -1                   | -0.0012 |
| 128                    | 824.2           | 4.2             | 50                    | -10                  | -0.0121 |
| 128                    | 824.2           | 4.2             | 60                    | 10                   | 0.0121  |

|  |  |                                 |
|--|--|---------------------------------|
| <b>RTS</b><br>RIM Testing Services         | EMI Test Report for the BlackBerry Wireless Handheld Model RBA41GW       |                                 |
| <b>Test Report No.</b><br>RTS-0279-0602-02 | <b>Dates of Test</b><br>March 14-March 22, 2006 & March 28-April 4, 2006 | <b>Author Data</b><br>M. Attayi |

**GSM850 Results: channel 189 @ maximum transmitted power**

| Traffic Channel Number | Frequency (MHz) | Voltage (Volts) | Temperature (Celsius) | Frequency Error (Hz) | PPM     |
|------------------------|-----------------|-----------------|-----------------------|----------------------|---------|
| 189                    | 836.4           | 3.6             | -30                   | 66                   | 0.0789  |
| 189                    | 836.4           | 3.6             | -20                   | 68                   | 0.0813  |
| 189                    | 836.4           | 3.6             | -10                   | 46                   | 0.0550  |
| 189                    | 836.4           | 3.6             | 0                     | 45                   | 0.0538  |
| 189                    | 836.4           | 3.6             | 10                    | 80                   | 0.0956  |
| 189                    | 836.4           | 3.6             | 20                    | 18                   | 0.0215  |
| 189                    | 836.4           | 3.6             | 30                    | -16                  | -0.0191 |
| 189                    | 836.4           | 3.6             | 40                    | -20                  | -0.0239 |
| 189                    | 836.4           | 3.6             | 50                    | -15                  | -0.0179 |
| 189                    | 836.4           | 3.6             | 60                    | 13                   | 0.0155  |

| Traffic Channel Number | Frequency (MHz) | Voltage (Volts) | Temperature (Celsius) | Frequency Error (Hz) | PPM     |
|------------------------|-----------------|-----------------|-----------------------|----------------------|---------|
| 189                    | 836.4           | 3.8             | -30                   | -5.2                 | -0.0062 |
| 189                    | 836.4           | 3.8             | -20                   | 28                   | 0.0335  |
| 189                    | 836.4           | 3.8             | -10                   | 27                   | 0.0323  |
| 189                    | 836.4           | 3.8             | 0                     | 42                   | 0.0502  |
| 189                    | 836.4           | 3.8             | 10                    | 44                   | 0.0526  |
| 189                    | 836.4           | 3.8             | 20                    | 55                   | 0.0658  |
| 189                    | 836.4           | 3.8             | 30                    | 30                   | 0.0359  |
| 189                    | 836.4           | 3.8             | 40                    | 32                   | 0.0383  |
| 189                    | 836.4           | 3.8             | 50                    | 30                   | 0.0359  |
| 189                    | 836.4           | 3.8             | 60                    | 12                   | 0.0143  |

| Traffic Channel Number | Frequency (MHz) | Voltage (Volts) | Temperature (Celsius) | Frequency Error (Hz) | PPM     |
|------------------------|-----------------|-----------------|-----------------------|----------------------|---------|
| 189                    | 836.4           | 4.2             | -30                   | -9                   | -0.0108 |
| 189                    | 836.4           | 4.2             | -20                   | -8                   | -0.0096 |
| 189                    | 836.4           | 4.2             | -10                   | 20                   | 0.0239  |
| 189                    | 836.4           | 4.2             | 0                     | 12                   | 0.0143  |
| 189                    | 836.4           | 4.2             | 10                    | 11                   | 0.0132  |
| 189                    | 836.4           | 4.2             | 20                    | 15                   | 0.0179  |
| 189                    | 836.4           | 4.2             | 30                    | -20                  | -0.0239 |
| 189                    | 836.4           | 4.2             | 40                    | -5                   | -0.0060 |
| 189                    | 836.4           | 4.2             | 50                    | -20                  | -0.0239 |
| 189                    | 836.4           | 4.2             | 60                    | 6                    | 0.0072  |

|  |  |                                 |
|--|--|---------------------------------|
| <b>RTS</b><br>RIM Testing Services         | EMI Test Report for the BlackBerry Wireless Handheld Model RBA41GW       |                                 |
| <b>Test Report No.</b><br>RTS-0279-0602-02 | <b>Dates of Test</b><br>March 14-March 22, 2006 & March 28-April 4, 2006 | <b>Author Data</b><br>M. Attayi |

**GSM850 Results: channel 250 @ maximum transmitted power**

| Traffic Channel Number | Frequency (MHz) | Voltage (Volts) | Temperature (Celsius) | Frequency Error (Hz) | PPM     |
|------------------------|-----------------|-----------------|-----------------------|----------------------|---------|
| 250                    | 848.6           | 3.6             | -30                   | 68                   | 0.0801  |
| 250                    | 848.6           | 3.6             | -20                   | 60                   | 0.0707  |
| 250                    | 848.6           | 3.6             | -10                   | 40                   | 0.0471  |
| 250                    | 848.6           | 3.6             | 0                     | 47                   | 0.0554  |
| 250                    | 848.6           | 3.6             | 10                    | 77                   | 0.0907  |
| 250                    | 848.6           | 3.6             | 20                    | 22                   | 0.0259  |
| 250                    | 848.6           | 3.6             | 30                    | -30                  | -0.0354 |
| 250                    | 848.6           | 3.6             | 40                    | -30                  | -0.0354 |
| 250                    | 848.6           | 3.6             | 50                    | -21                  | -0.0247 |
| 250                    | 848.6           | 3.6             | 60                    | 11                   | 0.0130  |

| Traffic Channel Number | Frequency (MHz) | Voltage (Volts) | Temperature (Celsius) | Frequency Error (Hz) | PPM    |
|------------------------|-----------------|-----------------|-----------------------|----------------------|--------|
| 250                    | 848.6           | 3.8             | -30                   | 14                   | 0.0165 |
| 250                    | 848.6           | 3.8             | -20                   | 34                   | 0.0401 |
| 250                    | 848.6           | 3.8             | -10                   | 25                   | 0.0295 |
| 250                    | 848.6           | 3.8             | 0                     | 46                   | 0.0542 |
| 250                    | 848.6           | 3.8             | 10                    | 44                   | 0.0519 |
| 250                    | 848.6           | 3.8             | 20                    | 52                   | 0.0613 |
| 250                    | 848.6           | 3.8             | 30                    | 45                   | 0.0530 |
| 250                    | 848.6           | 3.8             | 40                    | 20                   | 0.0236 |
| 250                    | 848.6           | 3.8             | 50                    | 31                   | 0.0365 |
| 250                    | 848.6           | 3.8             | 60                    | 10                   | 0.0118 |

| Traffic Channel Number | Frequency (MHz) | Voltage (Volts) | Temperature (Celsius) | Frequency Error (Hz) | PPM     |
|------------------------|-----------------|-----------------|-----------------------|----------------------|---------|
| 250                    | 848.6           | 4.2             | -30                   | 25                   | 0.0295  |
| 250                    | 848.6           | 4.2             | -20                   | 16                   | 0.0189  |
| 250                    | 848.6           | 4.2             | -10                   | 20                   | 0.0236  |
| 250                    | 848.6           | 4.2             | 0                     | 7                    | 0.0082  |
| 250                    | 848.6           | 4.2             | 10                    | -15                  | -0.0177 |
| 250                    | 848.6           | 4.2             | 20                    | -3.5                 | -0.0041 |
| 250                    | 848.6           | 4.2             | 30                    | -9                   | -0.0106 |
| 250                    | 848.6           | 4.2             | 40                    | 10                   | 0.0118  |
| 250                    | 848.6           | 4.2             | 50                    | -2                   | -0.0024 |
| 250                    | 848.6           | 4.2             | 60                    | -4                   | -0.0047 |

|  |  |                                 |
|--|--|---------------------------------|
| <b>RTS</b><br>RIM Testing Services         | EMI Test Report for the BlackBerry Wireless Handheld Model RBA41GW       |                                 |
| <b>Test Report No.</b><br>RTS-0279-0602-02 | <b>Dates of Test</b><br>March 14-March 22, 2006 & March 28–April 4, 2006 | <b>Author Data</b><br>M. Attayi |

PCS Channel results: channels 512, 661, & 810 @ 20°C maximum transmitted power

| Traffic Channel Number | PCS Frequency (MHz) | Voltage (Volts) | Temperature (Celsius) | Frequency Error (Hz) | PPM     |
|------------------------|---------------------|-----------------|-----------------------|----------------------|---------|
| 512                    | 1850.2              | 3.6             | 20                    | -81.00               | -0.0438 |
| 661                    | 1880.0              | 3.6             | 20                    | -45.00               | -0.0239 |
| 810                    | 1909.8              | 3.6             | 20                    | -43.00               | -0.0225 |

| Traffic Channel Number | PCS Frequency (MHz) | Voltage (Volts) | Temperature (Celsius) | Frequency Error (Hz) | PPM     |
|------------------------|---------------------|-----------------|-----------------------|----------------------|---------|
| 512                    | 1850.2              | 3.8             | 20                    | -60.00               | -0.0324 |
| 661                    | 1880.0              | 3.8             | 20                    | -52.00               | -0.0277 |
| 810                    | 1909.8              | 3.8             | 20                    | -51.00               | -0.0267 |

| Traffic Channel Number | PCS Frequency (MHz) | Voltage (Volts) | Temperature (Celsius) | Frequency Error (Hz) | PPM     |
|------------------------|---------------------|-----------------|-----------------------|----------------------|---------|
| 512                    | 1850.2              | 4.2             | 20                    | -33.00               | -0.0178 |
| 661                    | 1880.0              | 4.2             | 20                    | -33.00               | -0.0176 |
| 810                    | 1909.8              | 4.2             | 20                    | -38.00               | -0.0199 |

|  |  |                                 |
|--|--|---------------------------------|
| <b>RTS</b><br>RIM Testing Services         | EMI Test Report for the BlackBerry Wireless Handheld Model RBA41GW       |                                 |
| <b>Test Report No.</b><br>RTS-0279-0602-02 | <b>Dates of Test</b><br>March 14-March 22, 2006 & March 28-April 4, 2006 | <b>Author Data</b><br>M. Attayi |

PCS 1900 Results: channel 512 @ maximum transmitted power

| Traffic Channel Number | Frequency (MHz) | Voltage (Volts) | Temperature (Celsius) | Frequency Error (Hz) | PPM            |
|------------------------|-----------------|-----------------|-----------------------|----------------------|----------------|
| 512                    | 1850.2          | 3.6             | -30                   | -52.00               | -0.0281        |
| 512                    | 1850.2          | 3.6             | -20                   | -55.00               | -0.0297        |
| 512                    | 1850.2          | 3.6             | -10                   | -71.00               | -0.0384        |
| 512                    | 1850.2          | 3.6             | 0                     | -39.00               | -0.0211        |
| 512                    | 1850.2          | 3.6             | 10                    | -52.00               | -0.0281        |
| 512                    | 1850.2          | 3.6             | 20                    | -81.00               | -0.0438        |
| 512                    | 1850.2          | 3.6             | 30                    | -67.00               | -0.0362        |
| 512                    | 1850.2          | 3.6             | 40                    | -86.00               | -0.0465        |
| 512                    | 1850.2          | 3.6             | 50                    | -94.00               | -0.0508        |
| 512                    | 1850.2          | 3.6             | 60                    | -99.00               | <b>-0.0535</b> |

| Traffic Channel Number | Frequency (MHz) | Voltage (Volts) | Temperature (Celsius) | Frequency Error (Hz) | PPM     |
|------------------------|-----------------|-----------------|-----------------------|----------------------|---------|
| 512                    | 1850.2          | 3.8             | -30                   | -52.00               | -0.0281 |
| 512                    | 1850.2          | 3.8             | -20                   | -52.00               | -0.0281 |
| 512                    | 1850.2          | 3.8             | -10                   | -61.00               | -0.0330 |
| 512                    | 1850.2          | 3.8             | 0                     | -31.00               | -0.0168 |
| 512                    | 1850.2          | 3.8             | 10                    | -40.00               | -0.0216 |
| 512                    | 1850.2          | 3.8             | 20                    | -60.00               | -0.0324 |
| 512                    | 1850.2          | 3.8             | 30                    | -61.00               | -0.0330 |
| 512                    | 1850.2          | 3.8             | 40                    | -73.00               | -0.0395 |
| 512                    | 1850.2          | 3.8             | 50                    | -77.00               | -0.0416 |
| 512                    | 1850.2          | 3.8             | 60                    | -81.00               | -0.0438 |

| Traffic Channel Number | Frequency (MHz) | Voltage (Volts) | Temperature (Celsius) | Frequency Error (Hz) | PPM     |
|------------------------|-----------------|-----------------|-----------------------|----------------------|---------|
| 512                    | 1850.2          | 4.2             | -10                   | -31.00               | -0.0168 |
| 512                    | 1850.2          | 4.2             | 0                     | -33.00               | -0.0178 |
| 512                    | 1850.2          | 4.2             | 10                    | -20.00               | -0.0108 |
| 512                    | 1850.2          | 4.2             | 20                    | -33.00               | -0.0178 |
| 512                    | 1850.2          | 4.2             | 30                    | -55.00               | -0.0297 |
| 512                    | 1850.2          | 4.2             | 40                    | -77.00               | -0.0416 |
| 512                    | 1850.2          | 4.2             | 50                    | -70.00               | -0.0378 |
| 512                    | 1850.2          | 4.2             | 60                    | -58.00               | -0.0313 |
| 512                    | 1850.2          | 4.2             | -10                   | -31.00               | -0.0168 |
| 512                    | 1850.2          | 4.2             | 0                     | -33.00               | -0.0178 |

|  |  |                                 |
|--|--|---------------------------------|
| <b>RTS</b><br>RIM Testing Services         | EMI Test Report for the BlackBerry Wireless Handheld Model RBA41GW       |                                 |
| <b>Test Report No.</b><br>RTS-0279-0602-02 | <b>Dates of Test</b><br>March 14-March 22, 2006 & March 28-April 4, 2006 | <b>Author Data</b><br>M. Attayi |

PCS 1900 Results: channel 661 @ maximum transmitted power

| Traffic Channel Number | Frequency (MHz) | Voltage (Volts) | Temperature (Celsius) | Frequency Error (Hz) | PPM     |
|------------------------|-----------------|-----------------|-----------------------|----------------------|---------|
| 661                    | 1880.0          | 3.6             | -30                   | -71.00               | -0.0378 |
| 661                    | 1880.0          | 3.6             | -20                   | -60.00               | -0.0319 |
| 661                    | 1880.0          | 3.6             | -10                   | -65.00               | -0.0346 |
| 661                    | 1880.0          | 3.6             | 0                     | -74.00               | -0.0394 |
| 661                    | 1880.0          | 3.6             | 10                    | -38.00               | -0.0202 |
| 661                    | 1880.0          | 3.6             | 20                    | -45.00               | -0.0239 |
| 661                    | 1880.0          | 3.6             | 30                    | -73.00               | -0.0388 |
| 661                    | 1880.0          | 3.6             | 40                    | -75.00               | -0.0399 |
| 661                    | 1880.0          | 3.6             | 50                    | -83.00               | -0.0441 |
| 661                    | 1880.0          | 3.6             | 60                    | -85.00               | -0.0452 |

| Traffic Channel Number | Frequency (MHz) | Voltage (Volts) | Temperature (Celsius) | Frequency Error (Hz) | PPM     |
|------------------------|-----------------|-----------------|-----------------------|----------------------|---------|
| 661                    | 1880.0          | 3.8             | -30                   | -66.00               | -0.0351 |
| 661                    | 1880.0          | 3.8             | -20                   | -61.00               | -0.0324 |
| 661                    | 1880.0          | 3.8             | -10                   | -59.00               | -0.0314 |
| 661                    | 1880.0          | 3.8             | 0                     | -33.00               | -0.0176 |
| 661                    | 1880.0          | 3.8             | 10                    | -44.00               | -0.0234 |
| 661                    | 1880.0          | 3.8             | 20                    | -52.00               | -0.0277 |
| 661                    | 1880.0          | 3.8             | 30                    | -57.00               | -0.0303 |
| 661                    | 1880.0          | 3.8             | 40                    | -70.00               | -0.0372 |
| 661                    | 1880.0          | 3.8             | 50                    | -71.00               | -0.0378 |
| 661                    | 1880.0          | 3.8             | 60                    | -77.00               | -0.0410 |

| Traffic Channel Number | Frequency (MHz) | Voltage (Volts) | Temperature (Celsius) | Frequency Error (Hz) | PPM     |
|------------------------|-----------------|-----------------|-----------------------|----------------------|---------|
| 661                    | 1880.0          | 4.2             | -30                   | -48.00               | -0.0255 |
| 661                    | 1880.0          | 4.2             | -20                   | -60.00               | -0.0319 |
| 661                    | 1880.0          | 4.2             | -10                   | -43.00               | -0.0229 |
| 661                    | 1880.0          | 4.2             | 0                     | -41.00               | -0.0218 |
| 661                    | 1880.0          | 4.2             | 10                    | -51.00               | -0.0271 |
| 661                    | 1880.0          | 4.2             | 20                    | -33.00               | -0.0176 |
| 661                    | 1880.0          | 4.2             | 30                    | -67.00               | -0.0356 |
| 661                    | 1880.0          | 4.2             | 40                    | -65.00               | -0.0346 |
| 661                    | 1880.0          | 4.2             | 50                    | -74.00               | -0.0394 |
| 661                    | 1880.0          | 4.2             | 60                    | -66.00               | -0.0351 |



|  |  |                                 |
|--|--|---------------------------------|
| <b>RTS</b><br>RIM Testing Services         | EMI Test Report for the BlackBerry Wireless Handheld Model RBA41GW       |                                 |
| <b>Test Report No.</b><br>RTS-0279-0602-02 | <b>Dates of Test</b><br>March 14-March 22, 2006 & March 28–April 4, 2006 | <b>Author Data</b><br>M. Attayi |

PCS 1900 Results: channel 810 @ maximum transmitted power

| Traffic Channel Number | Frequency (MHz) | Voltage (Volts) | Temperature (Celsius) | Frequency Error (Hz) | PPM     |
|------------------------|-----------------|-----------------|-----------------------|----------------------|---------|
| 810                    | 1909.8          | 3.6             | -30                   | -61.00               | -0.0319 |
| 810                    | 1909.8          | 3.6             | -20                   | -65.00               | -0.0340 |
| 810                    | 1909.8          | 3.6             | -10                   | -64.00               | -0.0335 |
| 810                    | 1909.8          | 3.6             | 0                     | -71.00               | -0.0372 |
| 810                    | 1909.8          | 3.6             | 10                    | -73.00               | -0.0382 |
| 810                    | 1909.8          | 3.6             | 20                    | -43.00               | -0.0225 |
| 810                    | 1909.8          | 3.6             | 30                    | -79.00               | -0.0414 |
| 810                    | 1909.8          | 3.6             | 40                    | -85.00               | -0.0445 |
| 810                    | 1909.8          | 3.6             | 50                    | -94.00               | -0.0492 |
| 810                    | 1909.8          | 3.6             | 60                    | -74.00               | -0.0387 |

| Traffic Channel Number | Frequency (MHz) | Voltage (Volts) | Temperature (Celsius) | Frequency Error (Hz) | PPM     |
|------------------------|-----------------|-----------------|-----------------------|----------------------|---------|
| 810                    | 1909.8          | 3.8             | -30                   | -66.00               | -0.0346 |
| 810                    | 1909.8          | 3.8             | -20                   | -67.00               | -0.0351 |
| 810                    | 1909.8          | 3.8             | -10                   | -61.00               | -0.0319 |
| 810                    | 1909.8          | 3.8             | 0                     | -36.00               | -0.0189 |
| 810                    | 1909.8          | 3.8             | 10                    | -45.00               | -0.0236 |
| 810                    | 1909.8          | 3.8             | 20                    | -51.00               | -0.0267 |
| 810                    | 1909.8          | 3.8             | 30                    | -66.00               | -0.0346 |
| 810                    | 1909.8          | 3.8             | 40                    | -74.00               | -0.0387 |
| 810                    | 1909.8          | 3.8             | 50                    | -80.00               | -0.0419 |
| 810                    | 1909.8          | 3.8             | 60                    | -76.00               | -0.0398 |

| Traffic Channel Number | Frequency (MHz) | Voltage (Volts) | Temperature (Celsius) | Frequency Error (Hz) | PPM     |
|------------------------|-----------------|-----------------|-----------------------|----------------------|---------|
| 810                    | 1909.8          | 4.2             | -30                   | -35.00               | -0.0183 |
| 810                    | 1909.8          | 4.2             | -20                   | -31.00               | -0.0162 |
| 810                    | 1909.8          | 4.2             | -10                   | -25.00               | -0.0131 |
| 810                    | 1909.8          | 4.2             | 0                     | -39.00               | -0.0204 |
| 810                    | 1909.8          | 4.2             | 10                    | -32.00               | -0.0168 |
| 810                    | 1909.8          | 4.2             | 20                    | -38.00               | -0.0199 |
| 810                    | 1909.8          | 4.2             | 30                    | -68.00               | -0.0356 |
| 810                    | 1909.8          | 4.2             | 40                    | -64.00               | -0.0335 |
| 810                    | 1909.8          | 4.2             | 50                    | -79.00               | -0.0414 |
| 810                    | 1909.8          | 4.2             | 60                    | -72.00               | -0.0377 |

|  |  |                                 |
|--|--|---------------------------------|
| <b>RTS</b><br>RIM Testing Services         | EMI Test Report for the BlackBerry Wireless Handheld Model RBA41GW       |                                 |
| <b>Test Report No.</b><br>RTS-0279-0602-02 | <b>Dates of Test</b><br>March 14-March 22, 2006 & March 28–April 4, 2006 | <b>Author Data</b><br>M. Attayi |

## APPENDIX 4 – RADIATED EMMISIONS TEST DATA

|  |  |  |                                 |
|--|--|--|---------------------------------|
| <b>RTS</b><br>RIM Testing Services         |  | EMI Test Report for the BlackBerry Wireless Handheld Model RBA41GW       |                                 |
| <b>Test Report No.</b><br>RTS-0279-0602-02 |  | <b>Dates of Test</b><br>March 14-March 22, 2006 & March 28–April 4, 2006 | <b>Author Data</b><br>M. Attayi |

### Radiated Emissions Test Data Results

Test distance is 3.0 metres

March 29, 2006

| EUT                                  |     |                    |      | Rx Antenna |      | Spectrum Analyzer |                        | Substitution Method |                  |   |                |                              |
|--------------------------------------|-----|--------------------|------|------------|------|-------------------|------------------------|---------------------|------------------|---|----------------|------------------------------|
| Type                                 | Ch  | Frequency<br>(MHz) | Band | Type       | Pol. | Reading<br>(dBuV) | Max<br>(V,H)<br>(dBuV) | Pol.<br>Tx-<br>Rx   | Reading<br>(dBm) | Corrected<br>Reading<br>(relative to<br>Dipole) | Limit<br>(dBm) | Diff.<br>To<br>Limit<br>(dB) |
| <b>GSM850 Band (ERP)</b>             |     |                    |      |            |      |                   |                        |                     |                  |   |                |                              |
| Handheld Standalone, thumbwheel down |     |                    |      |            |      |                   |                        |                     |                  |   |                |                              |
| F0                                   | 128 | 824.20             | 850  | Dipole     | V    | 76.7              | 89.7                   | V-V                 | 16.3             | <b>31.45</b>                                    | 38.50          | -7.05                        |
| F0                                   | 128 | 824.20             | 850  | Dipole     | H    | 89.7              |                        |                     |                  |   |                |                              |
| F0                                   | 195 | 837.60             | 850  | Dipole     | V    | 76.2              | 88.2                   | V-V                 | 15.1             | 30.25   | 38.50          | -8.25                        |
| F0                                   | 195 | 837.60             | 850  | Dipole     | H    | 88.2              |                        |                     |                  |   |                |                              |
| F0                                   | 251 | 848.80             | 850  | Dipole     | V    | 76                | 88.2                   | V-V                 | 14               | 29.15   | 38.50          | -9.35                        |
| F0                                   | 251 | 848.80             | 850  | Dipole     | H    | 88.2              |                        |                     |                  |   |                |                              |

ERP = Generator Level + Antenna Gain – Cable Loss + Preamp Gain

|  |  |  |                                 |
|--|--|--|---------------------------------|
| <b>RTS</b><br>RIM Testing Services         |  | EMI Test Report for the BlackBerry Wireless Handheld Model RBA41GW       |                                 |
| <b>Test Report No.</b><br>RTS-0279-0602-02 |  | <b>Dates of Test</b><br>March 14-March 22, 2006 & March 28–April 4, 2006 | <b>Author Data</b><br>M. Attayi |

### Radiated Emissions Test Data Results cont'd

Test distance is 3.0 metres

March 29, 2006

| EUT   |     |                    |      | Rx Antenna |      | Spectrum Analyzer |                        | Substitution Method |                  |  |                |                          |
|---|-----|--------------------|------|------------|------|-------------------|------------------------|---------------------|------------------|--|----------------|--------------------------|
|   |     |                    |      |            |      |                   |                        | Tracking Generator  |                  |  |                |                          |
| Type  | Ch  | Frequency<br>(MHz) | Band | Type       | Pol. | Reading<br>(dBuV) | Max<br>(V,H)<br>(dBuV) | Pol.                | Reading<br>(dBm) | Corrected<br>Reading<br>(relative<br>to<br>dipole) | Limit<br>(dBm) | Diff to<br>Limit<br>(dB) |
| <b>GSM850 Band (Harmonics)</b> Handheld Standalone, thumbwheel down |     |                    |      |            |      |                   |                        |                     |                  |  |                |                          |
| <b>Low Channel</b> – 824.2 MHz                                      |     |                    |      |            |      |                   |                        |                     |                  |  |                |                          |
| 2nd   | 128 | 1648.40            | 850  | Horn       | V    | 57.9              | 61                     | V-V                 | -16.5            | -39.1  | -13            | -26.1                    |
| 2nd   | 128 | 1648.40            | 850  | Horn       | H    | 61                |                        |                     |                  |  |                |                          |
| 3rd   | 128 | 2472.60            | 850  | Horn       | V    | 65                | 65.5                   | V-V                 | -2               | -30.3  | -13            | <b>-17.3</b>             |
| 3rd   | 128 | 2472.60            | 850  | Horn       | H    | 65.5              |                        |                     |                  |  |                |                          |
| 4th   | 128 | 3296.80            | 850  | Horn       | V    | 48.2              | 48.2                   | V-V                 | -17.9            | -46  | -13            | -32.7                    |
| 4th   | 128 | 3296.80            | 850  | Horn       | H    | NF                |                        |                     |                  |  |                |                          |
| 5th   | 128 | 4121.00            | 850  | Horn       | V    | 47                | 49.9                   | V-V                 | -16.5            | -45.7  | -13            | -19.2                    |
| 5th   | 128 | 4121.00            | 850  | Horn       | H    | 49.9              |                        |                     |                  |  |                |                          |
| 6th   | 128 | 4945.20            | 850  | Horn       | V    | 49                | 49                     | V-V                 | -2               | -32.2  | -13            | -19.2                    |
| 6th   | 128 | 4945.20            | 850  | Horn       | H    | 49                |                        |                     |                  |  |                |                          |
| 7th   | 128 | 5769.40            | 850  | Horn       | V    | 52.1              | 52.1                   | V-V                 | -2.4             | -33.8  | -13            | -20.8                    |
| 7th   | 128 | 5769.40            | 850  | Horn       | H    | NF                |                        |                     |                  |  |                |                          |

The harmonics were investigated up to the 10<sup>th</sup> harmonic.  
Emissions above the 7<sup>th</sup> harmonic were in the noise floor (NF)

|  |  |  |                                 |
|--|--|--|---------------------------------|
| <b>RTS</b><br>RIM Testing Services         |  | EMI Test Report for the BlackBerry Wireless Handheld Model RBA41GW       |                                 |
| <b>Test Report No.</b><br>RTS-0279-0602-02 |  | <b>Dates of Test</b><br>March 14-March 22, 2006 & March 28–April 4, 2006 | <b>Author Data</b><br>M. Attayi |

### Radiated Emissions Test Data Results cont'd

Test distance is 3.0 metres

March 29, 2006

| EUT   |     |                    |      | Rx Antenna |      | Spectrum Analyzer |                        | Substitution Method |                  |  |                |                          |
|---|-----|--------------------|------|------------|------|-------------------|------------------------|---------------------|------------------|--|----------------|--------------------------|
|   |     |                    |      |            |      |                   |                        | Tracking Generator  |                  |  |                |                          |
| Type  | Ch  | Frequency<br>(MHz) | Band | Type       | Pol. | Reading<br>(dBuV) | Max<br>(V,H)<br>(dBuV) | Pol.                | Reading<br>(dBm) | Corrected<br>Reading<br>(relative<br>to<br>dipole) | Limit<br>(dBm) | Diff to<br>Limit<br>(dB) |
| <b>GSM850 Band (Harmonics)</b> Handheld Standalone, thumbwheel down |     |                    |      |            |      |                   |                        |                     |                  |  |                |                          |
| <b>Mid Channel</b> –837.60 MHz                                      |     |                    |      |            |      |                   |                        |                     |                  |  |                |                          |
| 2nd   | 195 | 1675.20            | 850  | Horn       | V    | 55.3              | 62                     | V-V                 | -15.4            | -38  | -13            | -25                      |
| 2nd   | 195 | 1675.20            | 850  | Horn       | H    | 62                |                        |                     |                  |  |                |                          |
| 3rd   | 195 | 2512.80            | 850  | Horn       | V    | 63.4              | 65.1                   | V-V                 | -2.1             | -30.4  | -13            | -17.4                    |
| 3rd   | 195 | 2512.80            | 850  | Horn       | H    | 65.1              |                        |                     |                  |  |                |                          |
| 4th   | 195 | 3350.40            | 850  | Horn       | V    | 47.1              | 47.1                   | V-V                 | -18.6            | -46.7  | -13            | -29.2                    |
| 4th   | 195 | 3350.40            | 850  | Horn       | H    | NF                |                        |                     |                  |  |                |                          |
| 5th   | 195 | 4188.00            | 850  | Horn       | V    | 47.9              | 49.3                   | V-V                 | -13              | -42.2  | -13            | -25.4                    |
| 5th   | 195 | 4188.00            | 850  | Horn       | H    | 49.3              |                        |                     |                  |  |                |                          |
| 6th   | 195 | 5025.60            | 850  | Horn       | V    | 50.1              | 50.1                   | V-V                 | -8.2             | -38.4  | -13            | -25.4                    |
| 6th   | 195 | 5025.60            | 850  | Horn       | H    | 48.8              |                        |                     |                  |  |                |                          |
| 7th   | 195 | 5863.20            | 850  | Horn       | V    | 52.7              | 52.7                   | V-V                 | -1.1             | -32.5  | -13            | -19.5                    |
| 7th   | 195 | 5863.20            | 850  | Horn       | H    | 50.3              |                        |                     |                  |  |                |                          |

The harmonics were investigated up to the 10<sup>th</sup> harmonic.  
Emissions above the 7<sup>th</sup> harmonic were in the noise floor (NF)

|  |  |  |                                 |
|--|--|--|---------------------------------|
| <b>RTS</b><br>RIM Testing Services         |  | EMI Test Report for the BlackBerry Wireless Handheld Model RBA41GW       |                                 |
| <b>Test Report No.</b><br>RTS-0279-0602-02 |  | <b>Dates of Test</b><br>March 14-March 22, 2006 & March 28-April 4, 2006 | <b>Author Data</b><br>M. Attayi |

### Radiated Emissions Test Data Results cont'd

Test distance is 3.0 metres

March 29, 2006

| EUT   |     |                    |      | Rx Antenna |      | Spectrum Analyzer |                        | Substitution Method |                  |   |                |                          |
|---|-----|--------------------|------|------------|------|-------------------|------------------------|---------------------|------------------|---|----------------|--------------------------|
| Type  | Ch  | Frequency<br>(MHz) | Band | Type       | Pol. | Reading<br>(dBuV) | Max<br>(V,H)<br>(dBuV) | Pol.                | Reading<br>(dBm) | Corrected<br>Reading<br>(relative to<br>dipole) | Limit<br>(dBm) | Diff to<br>Limit<br>(dB) |
| <b>GSM850 Band (Harmonics)</b> Handheld Standalone, thumbwheel down |     |                    |      |            |      |                   |                        |                     |                  |   |                |                          |
| <b>High Channel</b> – 848.8 MHz                                     |     |                    |      |            |      |                   |                        |                     |                  |   |                |                          |
| 2nd   | 251 | 1697.60            | 850  | Horn       | V    | 55.3              | 65.2                   | V-V                 | -11.4            | -34   | -13            | -21                      |
| 2nd   | 251 | 1697.60            | 850  | Horn       | H    | 65.2              |                        |                     |                  |   |                |                          |
| 3rd   | 251 | 2546.40            | 850  | Horn       | V    | 57.6              | 63.2                   | V-V                 | -2.9             | -31.2   | -13            | -18.2                    |
| 3rd   | 251 | 2546.40            | 850  | Horn       | H    | 63.2              |                        |                     |                  |   |                |                          |
| 4th   | 251 | 3395.20            | 850  | Horn       | V    | 47.1              | 47.1                   | V-V                 | -18.1            | -46.2   | -13            | -28.3                    |
| 4th   | 251 | 3395.20            | 850  | Horn       | H    | NF                |                        |                     |                  |   |                |                          |
| 5th   | 251 | 4244.00            | 850  | Horn       | V    | 47.7              | 48.4                   | V-V                 | -12.1            | -41.3   | -13            | -24.5                    |
| 5th   | 251 | 4244.00            | 850  | Horn       | H    | 48.4              |                        |                     |                  |   |                |                          |
| 6th   | 251 | 5092.80            | 850  | Horn       | V    | 50.5              | 50.5                   | V-V                 | -7.3             | -37.5   | -13            | -24.5                    |
| 6th   | 251 | 5092.80            | 850  | Horn       | H    | 49.4              |                        |                     |                  |   |                |                          |
| 7th   | 251 | 5941.60            | 850  | Horn       | V    | 51.1              | 51.8                   | V-V                 | -2.1             | -33.5   | -13            | -20.5                    |
| 7th   | 251 | 5941.60            | 850  | Horn       | H    | 51.8              |                        |                     |                  |   |                |                          |

The harmonics were investigated up to the 10<sup>th</sup> harmonic.  
Emissions above the 7<sup>th</sup> harmonic were in the noise floor (NF)

|  |  |  |                                 |
|--|--|--|---------------------------------|
| <b>RTS</b><br>RIM Testing Services         |  | EMI Test Report for the BlackBerry Wireless Handheld Model RBA41GW       |                                 |
| <b>Test Report No.</b><br>RTS-0279-0602-02 |  | <b>Dates of Test</b><br>March 14-March 22, 2006 & March 28–April 4, 2006 | <b>Author Data</b><br>M. Attayi |

### Radiated Emissions Test Data Results cont'd

Test distance is 3.0 metres

March 29, 2006

| EUT   |     |                    |      | Rx Antenna |      | Spectrum Analyzer |                        | Substitution Method |                  |   |                    |                          |     |
|---|-----|--------------------|------|------------|------|-------------------|------------------------|---------------------|------------------|---|--------------------|--------------------------|-----|
|   |     |                    |      |            |      | Spectrum Analyzer |                        | Tracking Generator  |                  |   |                    |                          |     |
| Type  | Ch  | Frequency<br>(MHz) | Band | Type       | Pol. | Reading<br>(dBuV) | Max<br>(V,H)<br>(dBuV) | Pol.<br>Tx-Rx       | Reading<br>(dBm) | Corrected<br>Reading<br>(relative<br>to dipole) | Limit<br>(dB<br>m) | Diff to<br>Limit<br>(dB) |     |
| GSM BAND  |     |                    |      |            |      |                   |                        |                     |                  |   |                    |                          |     |
| RF Local Oscillator (LO <sub>1</sub> ) Handheld Standalone, thumbwheel down |     |                    |      |            |      |                   |                        |                     |                  |   |                    |                          |     |
| Low Channel (824.2 MHz)   |     |                    |      |            |      |                   |                        |                     |                  |   |                    |                          |     |
| F0  | 128 | 1648.40            | 850  | Horn       | V    | NF                | N/A                    | N/A                 | V-V              | N/A   | N/A                | -13                      | N/A |
| F0  | 128 | 1648.40            | 850  | Horn       | H    | NF                |                        |                     |                  |   |                    |                          |     |
| Emissions were in the NF.   |     |                    |      |            |      |                   |                        |                     |                  |   |                    |                          |     |
| High Channel (848.8 MHz)  |     |                    |      |            |      |                   |                        |                     |                  |   |                    |                          |     |
| F0  | 251 | 1697.60            | 850  | Horn       | V    | NF                | N/A                    | N/A                 | V-V              | N/A   | N/A                | -13                      | N/A |
| F0  | 251 | 1697.60            | 850  | Horn       | H    | NF                |                        |                     |                  |   |                    |                          |     |
| Emissions were in the NF.   |     |                    |      |            |      |                   |                        |                     |                  |   |                    |                          |     |
| RF LO <sub>2</sub>  |     |                    |      |            |      |                   |                        |                     |                  |   |                    |                          |     |
| Low Channel (824.2 MHz)   |     |                    |      |            |      |                   |                        |                     |                  |   |                    |                          |     |
| F0  | 128 | 3476.80            | 850  | Horn       | V    | NF                | N/A                    | N/A                 | V-V              | N/A   | N/A                | -13                      | N/A |
| F0  | 128 | 3476.80            | 850  | Horn       | H    | NF                |                        |                     |                  |   |                    |                          |     |
| Emissions were in the NF.   |     |                    |      |            |      |                   |                        |                     |                  |   |                    |                          |     |
| High Channel (848.8 MHz)  |     |                    |      |            |      |                   |                        |                     |                  |   |                    |                          |     |
| F0  | 251 | 3575.20            | 850  | Horn       | V    | NF                | N/A                    | N/A                 | V-V              | N/A   | N/A                | -13                      | N/A |
| F0  | 251 | 3575.20            | 850  | Horn       | H    | NF                |                        |                     |                  |   |                    |                          |     |
| Emissions were in the NF.   |     |                    |      |            |      |                   |                        |                     |                  |   |                    |                          |     |

|  |  |  |                                 |
|--|--|--|---------------------------------|
| <b>RTS</b><br>RIM Testing Services         |  | EMI Test Report for the BlackBerry Wireless Handheld Model RBA41GW       |                                 |
| <b>Test Report No.</b><br>RTS-0279-0602-02 |  | <b>Dates of Test</b><br>March 14-March 22, 2006 & March 28–April 4, 2006 | <b>Author Data</b><br>M. Attayi |

### Radiated Emissions Test Data Results cont'd

Test distance is 3.0 metres

April 3, 2006

| EUT  |     |                    |      | Rx Antenna |      | Spectrum Analyzer |                        | Substitution Method |                  |  |                |                          |
|--|-----|--------------------|------|------------|------|-------------------|------------------------|---------------------|------------------|--|----------------|--------------------------|
| Type   | Ch  | Frequency<br>(MHz) | Band | Type       | Pol. | Reading<br>(dBuV) | Max<br>(V,H)<br>(dBuV) | Pol.                | Reading<br>(dBm) | Corrected<br>Reading<br>(relative<br>to<br>dipole) | Limit<br>(dBm) | Diff to<br>Limit<br>(dB) |
| <b>GSM850 Band (Harmonics) and Bluetooth</b><br>Handheld Standalone, thumbwheel down |     |                    |      |            |      |                   |                        |                     |                  |  |                |                          |
| <b>GSM850 Low Channel</b> – 824.8 MHz – <b>Bluetooth Low Channel</b> – 2402.0 MHz    |     |                    |      |            |      |                   |                        |                     |                  |  |                |                          |
| 2nd  | 195 | 1675.20            | 850  | Horn       | V    | 57.9              | 61                     | V-V                 | -16.5            | -39.1  | -13            | -26.1                    |
| 2nd  | 195 | 1675.20            | 850  | Horn       | H    | 61                |                        |                     |                  |  |                |                          |
| 3rd  | 195 | 2512.80            | 850  | Horn       | V    | 65                | 65.6                   | V-V                 | -2               | -30.3  | -13            | <b>-17.3</b>             |
| 3rd  | 195 | 2512.80            | 850  | Horn       | H    | 65.6              |                        |                     |                  |  |                |                          |
| 4th  | 128 | 3296.80            | 850  | Horn       | V    | 51.2              | 51.2                   | V-V                 | -13.4            | -41.5  | -13            | -18.8                    |
| 4th  | 128 | 3296.80            | 850  | Horn       | H    | 47.9              |                        |                     |                  |  |                |                          |
| 5th  | 128 | 4121.00            | 850  | Horn       | V    | 58.5              | 58.5                   | V-V                 | -2.6             | -31.8  | -13            | -26.9                    |
| 5th  | 128 | 4121.00            | 850  | Horn       | H    | 57.8              |                        |                     |                  |  |                |                          |
| 6th  | 128 | 4945.20            | 850  | Horn       | V    | 48                | 48.3                   | V-V                 | -9.7             | -39.9  | -13            | -26.9                    |
| 6th  | 128 | 4945.20            | 850  | Horn       | H    | 48.3              |                        |                     |                  |  |                |                          |
| 7th  | 128 | 5769.40            | 850  | Horn       | V    | 52                | 52                     | V-V                 | -5.2             | -36.6  | -13            | -23.6                    |
| 7th  | 128 | 5769.40            | 850  | Horn       | H    | 48.6              |                        |                     |                  |  |                |                          |

The harmonics were investigated up to the 10<sup>th</sup> harmonic.  
Emissions above the 7<sup>th</sup> harmonic were in the noise floor (NF)



|  |  |  |                                 |
|--|--|--|---------------------------------|
| <b>RTS</b><br>RIM Testing Services         |  | EMI Test Report for the BlackBerry Wireless Handheld Model RBA41GW       |                                 |
| <b>Test Report No.</b><br>RTS-0279-0602-02 |  | <b>Dates of Test</b><br>March 14-March 22, 2006 & March 28–April 4, 2006 | <b>Author Data</b><br>M. Attayi |

### Radiated Emissions Test Data Results cont'd

Test distance is 3.0 metres

April 3, 2006

| EUT  |     |                    |      | Rx Antenna |      | Spectrum Analyzer |                        | Substitution Method |                  |  |                |                          |
|--|-----|--------------------|------|------------|------|-------------------|------------------------|---------------------|------------------|--|----------------|--------------------------|
|  |     |                    |      |            |      |                   |                        | Tracking Generator  |                  |  |                |                          |
| Type   | Ch  | Frequency<br>(MHz) | Band | Type       | Pol. | Reading<br>(dBuV) | Max<br>(V,H)<br>(dBuV) | Pol.                | Reading<br>(dBm) | Corrected<br>Reading<br>(relative<br>to<br>dipole) | Limit<br>(dBm) | Diff to<br>Limit<br>(dB) |
| <b>GSM850 Band (Harmonics) and Bluetooth</b><br>Handheld Standalone, thumbwheel down           |     |                    |      |            |      |                   |                        |                     |                  |  |                |                          |
| <b>GSM850 <u>Middle Channel</u> – 837.6 MHz - Bluetooth <u>Middle Channel</u> – 2441.0 MHz</b> |     |                    |      |            |      |                   |                        |                     |                  |  |                |                          |
| 2nd  | 251 | 1697.60            | 850  | Horn       | V    | 55.3              | -16.1                  | -38.7               | -13              | -25.7  | -16.1          | -38.7                    |
| 2nd  | 251 | 1697.60            | 850  | Horn       | H    | 60.9              |                        |                     |                  |  |                |                          |
| 3rd  | 251 | 2546.40            | 850  | Horn       | V    | 63.2              | -2                     | -30.3               | -13              | -17.3  | -2             | -30.3                    |
| 3rd  | 251 | 2546.40            | 850  | Horn       | H    | 65                |                        |                     |                  |  |                |                          |
| 4th  | 195 | 3350.40            | 850  | Horn       | V    | 47.3              | -17.8                  | -45.9               | -13              | -25.8  | -17.8          | -45.9                    |
| 4th  | 195 | 3350.40            | 850  | Horn       | H    | NF                |                        |                     |                  |  |                |                          |
| 5th  | 195 | 4188.00            | 850  | Horn       | V    | 48                | -9.6                   | -38.8               | -13              | -25.5  | -9.6           | -38.8                    |
| 5th  | 195 | 4188.00            | 850  | Horn       | H    | 50.3              |                        |                     |                  |  |                |                          |
| 6th  | 195 | 5025.60            | 850  | Horn       | V    | 49.5              | -8.3                   | -38.5               | -13              | -25.5  | -8.3           | -38.5                    |
| 6th  | 195 | 5025.60            | 850  | Horn       | H    | 48.8              |                        |                     |                  |  |                |                          |
| 7th  | 195 | 5863.20            | 850  | Horn       | V    | 51.5              | -2.5                   | -33.9               | -13              | -20.9  | -2.5           | -33.9                    |
| 7th  | 195 | 5863.20            | 850  | Horn       | H    | 51.2              |                        |                     |                  |  |                |                          |

The harmonics were investigated up to the 10<sup>th</sup> harmonic.  
Emissions above the 7<sup>th</sup> harmonic were in the noise floor (NF)

|  |  |  |                                 |
|--|--|--|---------------------------------|
| <b>RTS</b><br>RIM Testing Services         |  | EMI Test Report for the BlackBerry Wireless Handheld Model RBA41GW       |                                 |
| <b>Test Report No.</b><br>RTS-0279-0602-02 |  | <b>Dates of Test</b><br>March 14-March 22, 2006 & March 28–April 4, 2006 | <b>Author Data</b><br>M. Attayi |

### Radiated Emissions Test Data Results cont'd

Test distance is 3.0 metres

April 3, 2006

| EUT  |     |                    |      | Rx Antenna |      | Spectrum Analyzer |                        | Substitution Method |                  |  |                |                          |
|--|-----|--------------------|------|------------|------|-------------------|------------------------|---------------------|------------------|--|----------------|--------------------------|
|  |     |                    |      |            |      |                   |                        | Tracking Generator  |                  |  |                |                          |
| Type   | Ch  | Frequency<br>(MHz) | Band | Type       | Pol. | Reading<br>(dBuV) | Max<br>(V,H)<br>(dBuV) | Pol.                | Reading<br>(dBm) | Corrected<br>Reading<br>(relative<br>to<br>dipole) | Limit<br>(dBm) | Diff to<br>Limit<br>(dB) |
| <b>GSM850 Band (Harmonics) and Bluetooth</b><br>Handheld Standalone, thumbwheel down |     |                    |      |            |      |                   |                        |                     |                  |  |                |                          |
| <b>GSM850 High Channel – 848.8 MHz – Bluetooth High Channel – 2480.0 MHz</b>         |     |                    |      |            |      |                   |                        |                     |                  |  |                |                          |
| 2nd  | 251 | 1697.60            | 850  | Horn       | V    | 55.3              | -12.1                  | -34.7               | -13              | -21.7  | -12.1          | -34.7                    |
| 2nd  | 251 | 1697.60            | 850  | Horn       | H    | 64.7              |                        |                     |                  |  |                |                          |
| 3rd  | 251 | 2546.40            | 850  | Horn       | V    | 57.4              | -3                     | -31.3               | -13              | -18.3  | -3             | -31.3                    |
| 3rd  | 251 | 2546.40            | 850  | Horn       | H    | 63                |                        |                     |                  |  |                |                          |
| 4th  | 251 | 3395.20            | 850  | Horn       | V    | NF                | N/A                    | N/A                 | -13              | -28.6  | N/A            | N/A                      |
| 4th  | 251 | 3395.20            | 850  | Horn       | H    | NF                |                        |                     |                  |  |                |                          |
| 5th  | 251 | 4244.00            | 850  | Horn       | V    | 47.5              | -12.4                  | -41.6               | -13              | -28.1  | -12.4          | -41.6                    |
| 5th  | 251 | 4244.00            | 850  | Horn       | H    | 48.5              |                        |                     |                  |  |                |                          |
| 6th  | 251 | 5092.80            | 850  | Horn       | V    | 46.9              | -10.9                  | -41.1               | -13              | -28.1  | -10.9          | -41.1                    |
| 6th  | 251 | 5092.80            | 850  | Horn       | H    | 46.6              |                        |                     |                  |  |                |                          |
| 7th  | 251 | 5941.60            | 850  | Horn       | V    | 47                | -6.4                   | -37.8               | -13              | -24.8  | -6.4           | -37.8                    |
| 7th  | 251 | 5941.60            | 850  | Horn       | H    | 47.4              |                        |                     |                  |  |                |                          |

The harmonics were investigated up to the 10<sup>th</sup> harmonic.  
Emissions above the 7<sup>th</sup> harmonic were in the noise floor (NF)

|  |  |                                 |
|--|--|---------------------------------|
| <b>RTS</b><br>RIM Testing Services         | EMI Test Report for the BlackBerry Wireless Handheld Model RBA41GW       |                                 |
| <b>Test Report No.</b><br>RTS-0279-0602-02 | <b>Dates of Test</b><br>March 14-March 22, 2006 & March 28–April 4, 2006 | <b>Author Data</b><br>M. Attayi |

### Radiated Emissions Test Data Results cont'd

Test Distance was 3.0 metres.

PCS Band

April 3, 2006

|                                 |     |                    |      |                 |      |                   |                      | Substitution Method |                  |   |                    |                          |
|---------------------------------|-----|--------------------|------|-----------------|------|-------------------|----------------------|---------------------|------------------|---|--------------------|--------------------------|
| EUT                             |     |                    |      | Receive Antenna |      | Spectrum Analyzer |                      | Tracking Generator  |                  |   |                    |                          |
| Type                            | Ch  | Frequency<br>(MHz) | Band | Type            | Pol. | Reading<br>(dBuV) | Max<br>(V,H)<br>dBuV | Pol.<br>Tx-Rx       | Reading<br>(dBm) | Corrected<br>Reading<br>(relative to<br>Isotropic<br>Radiator)<br>(dBm) | Limit<br>(dBm<br>) | Diff to<br>Limit<br>(dB) |
| PCS BAND (EIRP)                 |     |                    |      |                 |      |                   |                      |                     |                  |   |                    |                          |
| Handheld Standalone, horizontal |     |                    |      |                 |      |                   |                      |                     |                  |   |                    |                          |
| F0                              | 512 | 1850.20            | 1900 | Horn            | V    | 87.1              | 93.7                 | V-V                 | -6.4             | 29.2  | 33                 | -3.8                     |
| F0                              | 512 | 1850.20            | 1900 | Horn            | H    | 93.7              |                      |                     |                  |   |                    |                          |
| F0                              | 661 | 1880.00            | 1900 | Horn            | V    | 86.9              | 93.8                 | V-V                 | -5.3             | 30.3  | 33                 | -2.7                     |
| F0                              | 661 | 1880.00            | 1900 | Horn            | H    | 93.8              |                      |                     |                  |   |                    |                          |
| F0                              | 810 | 1909.80            | 1900 | Horn            | V    | 86.1              | 92.7                 | V-V                 | -6               | 29.6  | 33                 | -3.4                     |
| F0                              | 810 | 1909.80            | 1900 | Horn            | H    | 92.7              |                      |                     |                  |   |                    |                          |

EIRP = Tracking Generator Level + Antenna Factor – Cable Loss + Preamp Gain

|  |  |  |                                 |
|--|--|--|---------------------------------|
| <b>RTS</b><br>RIM Testing Services         |  | EMI Test Report for the BlackBerry Wireless Handheld Model RBA41GW       |                                 |
| <b>Test Report No.</b><br>RTS-0279-0602-02 |  | <b>Dates of Test</b><br>March 14-March 22, 2006 & March 28-April 4, 2006 | <b>Author Data</b><br>M. Attayi |

### Radiated Emissions Test Data Results cont'd

Test Distance was 3.0 metres.

PCS Band

April 3, 2006

|   |     |                    |      |                 |      |                   |                        | Substitution Method |                  |   |                    |                          |
|---|-----|--------------------|------|-----------------|------|-------------------|------------------------|---------------------|------------------|---|--------------------|--------------------------|
| EUT   |     |                    |      | Receive Antenna |      | Spectrum Analyzer |                        | Tracking Generator  |                  |   |                    |                          |
| Type  | Ch  | Frequency<br>(MHz) | Band | Pol.<br>Type    | Pol. | Reading<br>(dBuV) | Max<br>(V,H)<br>(dBuV) | Pol.<br>Tx-Rx       | Reading<br>(dBm) | Corrected<br>Reading<br>(relative to<br>Isotropic<br>Radiator)<br>(dBm) | Limit<br>(dBm<br>) | Diff to<br>Limit<br>(dB) |
| <b>PCS BAND (Harmonics)</b><br>Handheld Standalone, horizontal  |     |                    |      |                 |      |                   |                        |                     |                  |   |                    |                          |
| <b>Low Channel</b> 1850.20 MHz  |     |                    |      |                 |      |                   |                        |                     |                  |   |                    |                          |
| 2 <sup>nd</sup>   | 512 | 3700.40            | 1900 | Horn            | V    | 48.4              | 48.4                   | V-V                 | -10.5            | -33.1   | -13                | -20.1                    |
| 2 <sup>nd</sup>   | 512 | 3700.40            | 1900 | Horn            | H    | 46.8              |                        |                     |                  |   |                    |                          |
| 3 <sup>rd</sup>   | 512 | 5550.60            | 1900 | Horn            | V    | 48.2              |                        |                     |                  |   |                    |                          |
| 3 <sup>rd</sup>   | 512 | 5550.60            | 1900 | Horn            | H    | 48.4              |                        |                     |                  |   |                    |                          |
| The harmonics were investigated up to the 10th harmonic.<br>Emissions above the 3 <sup>rd</sup> harmonic were in the NF |     |                    |      |                 |      |                   |                        |                     |                  |   |                    |                          |
| <b>Middle Channel</b> 1880.00 MHz   |     |                    |      |                 |      |                   |                        |                     |                  |   |                    |                          |
| 2 <sup>nd</sup>   | 661 | 3760.00            | 1900 | Horn            | V    | 45.7              | 45.7                   | V-V                 | -14.1            | -36.7   | -13                | -23.7                    |
| 2 <sup>nd</sup>   | 661 | 3760.00            | 1900 | Horn            | H    | 45.3              |                        |                     |                  |   |                    |                          |
| 3 <sup>rd</sup>   | 661 | 5640.00            | 1900 | Horn            | V    | 49.4              |                        |                     |                  |   |                    |                          |
| 3 <sup>rd</sup>   | 661 | 5640.00            | 1900 | Horn            | H    | 49.3              |                        |                     |                  |   |                    |                          |
| The harmonics were investigated up to the 10th harmonic.<br>Emissions above the 3 <sup>rd</sup> harmonic were in the NF |     |                    |      |                 |      |                   |                        |                     |                  |   |                    |                          |
| <b>High Channel</b> 1909.8 MHz  |     |                    |      |                 |      |                   |                        |                     |                  |   |                    |                          |
| 2 <sup>nd</sup>   | 810 | 3819.60            | 1900 | Horn            | V    | 46.8              | 46.8                   | V-V                 | -11.7            | -34.3   | -13                | -21.3                    |
| 2 <sup>nd</sup>   | 810 | 3819.60            | 1900 | Horn            | H    | 46.3              |                        |                     |                  |   |                    |                          |
| 3 <sup>rd</sup>   | 810 | 5729.40            | 1900 | Horn            | V    | 49.3              |                        |                     |                  |   |                    |                          |
| 3 <sup>rd</sup>   | 810 | 5729.40            | 1900 | Horn            | H    | 47.3              |                        |                     |                  |   |                    |                          |
| The harmonics were investigated up to the 10th harmonic.<br>Emissions above the 3 <sup>rd</sup> harmonic were in the NF |     |                    |      |                 |      |                   |                        |                     |                  |   |                    |                          |

|  |  |                                 |
|--|--|---------------------------------|
| <b>RTS</b><br>RIM Testing Services         | EMI Test Report for the BlackBerry Wireless Handheld Model RBA41GW       |                                 |
| <b>Test Report No.</b><br>RTS-0279-0602-02 | <b>Dates of Test</b><br>March 14-March 22, 2006 & March 28-April 4, 2006 | <b>Author Data</b><br>M. Attayi |

### Radiated Emissions Test Results cont'd

Test Distance was 3.0 metres.

PCS Band

April 3, 2006

The measurements were performed in transmit mode with the handheld in standalone vertical position.

| EUT                                 |     |                    |      | Rx Antenna |      | Spectrum Analyzer |                                |                            | Substitution Method |                  |   |                    |                             |
|-------------------------------------|-----|--------------------|------|------------|------|-------------------|--------------------------------|----------------------------|---------------------|------------------|---|--------------------|-----------------------------|
|                                     |     |                    |      |            |      |                   |                                |                            | Tracking Generator  |                  |   |                    |                             |
| Type                                | Ch  | Frequency<br>(MHz) | Band | Type       | Pol. | Reading<br>(dBuV) | Corrected<br>Reading<br>(dBuV) | Max<br>(V,H)<br>(dBu<br>V) | Pol.<br>Tx-<br>Rx   | Reading<br>(dBm) | Corrected<br>Reading<br>(relative to<br>Isotropic<br>Radiator)<br>(dBm) | Limit<br>(dBm<br>) | Diff<br>to<br>Limit<br>(dB) |
| <b>RF LO<sub>1</sub> horizontal</b> |     |                    |      |            |      |                   |                                |                            |                     |                  |   |                    |                             |
| <b><u>Low Channel</u></b>           |     |                    |      |            |      |                   |                                |                            |                     |                  |   |                    |                             |
| F0                                  | 512 | 1423.20            | 1900 | Horn       | V    | NF                | NF                             | N/A                        | V-V                 | N/A              | N/A   | -13                | N/A                         |
| F0                                  | 512 | 1423.20            | 1900 | Horn       | H    | NF                |                                |                            |                     |                  |   |                    |                             |
| Emissions were in the NF.           |     |                    |      |            |      |                   |                                |                            |                     |                  |   |                    |                             |
| <b><u>High Channel</u></b>          |     |                    |      |            |      |                   |                                |                            |                     |                  |   |                    |                             |
| F0                                  | 810 | 1482.80            | 1900 | Horn       | V    | NF                | NF                             | N/A                        | V-V                 | N/A              | N/A   | -13                | N/A                         |
| F0                                  | 810 | 1482.80            | 1900 | Horn       | H    | NF                |                                |                            |                     |                  |   |                    |                             |
| Emissions were in the NF.           |     |                    |      |            |      |                   |                                |                            |                     |                  |   |                    |                             |
| <b>RF LO<sub>2</sub></b>            |     |                    |      |            |      |                   |                                |                            |                     |                  |   |                    |                             |
| <b><u>Low Channel</u></b>           |     |                    |      |            |      |                   |                                |                            |                     |                  |   |                    |                             |
| F0                                  | 512 | 1930.10            | 1900 | Horn       | V    | NF                | NF                             | N/A                        | V-V                 | N/A              | N/A   | -13                | N/A                         |
| F0                                  | 512 | 1930.10            | 1900 | Horn       | H    | NF                |                                |                            |                     |                  |   |                    |                             |
| Emissions were in the NF.           |     |                    |      |            |      |                   |                                |                            |                     |                  |   |                    |                             |
| <b><u>High Channel</u></b>          |     |                    |      |            |      |                   |                                |                            |                     |                  |   |                    |                             |
| F0                                  | 810 | 1989.70            | 1900 | Horn       | V    | NF                | NF                             | N/A                        | V-V                 | N/A              | N/A   | -13                | N/A                         |
| F0                                  | 810 | 1989.70            | 1900 | Horn       | H    | NF                |                                |                            |                     |                  |   |                    |                             |
| Emissions were in the NF.           |     |                    |      |            |      |                   |                                |                            |                     |                  |   |                    |                             |



|  |  |                                 |
|--|--|---------------------------------|
| <b>RTS</b><br>RIM Testing Services         | EMI Test Report for the BlackBerry Wireless Handheld Model RBA41GW       |                                 |
| <b>Test Report No.</b><br>RTS-0279-0602-02 | <b>Dates of Test</b><br>March 14-March 22, 2006 & March 28–April 4, 2006 | <b>Author Data</b><br>M. Attayi |

The environmental tests conditions were: Temperature 26<sup>0</sup> C  
Pressure 1004mb  
Relative Humidity 24%

|  |  |                                 |
|--|--|---------------------------------|
| <b>RTS</b><br>RIM Testing Services         | EMI Test Report for the BlackBerry Wireless Handheld Model RBA41GW       |                                 |
| <b>Test Report No.</b><br>RTS-0279-0602-02 | <b>Dates of Test</b><br>March 14-March 22, 2006 & March 28–April 4, 2006 | <b>Author Data</b><br>M. Attayi |

### Radiated Emissions Test Photo

