



Raymarine UK Limited

S1000 Autopilot

Test Set-up Photographs

FCC ID PJ5S1000

IC: 4069B-S1000



Figure 1 View from within chamber showing turntable base and mast set-up.




Figure 2 EUT mounted on supporting bracket on turntable in test chamber.




Figure 3 Rear view of EUT setup




Figure 4 Auxiliary equipment located on turntable base.



Figure 5 Set up in chamber for 2GHz-7GHz measurements at 3m.




Figure 6 Set up showing measurements above 7GHz at 1m.




Figure 7 Setup for Receive mode below 2GHz