


EXHIBIT D - TEST SETUP PHOTOGRAPHS

For Adapter A318-060040W-US1


Conducted Emissions - Front View



Conducted Emissions - Side View




Radiated Emissions View (Below 1 GHz)




For Adapter VT05UUS06040


Conducted Emissions - Front View



Conducted Emissions - Side View




Radiated Emissions View (Below 1 GHz)



For Adapter VT04UUS06040


Conducted Emissions - Front View




Conducted Emissions - Side View



Radiated Emissions View (Below 1 GHz)




For Adapter E004-1A060040VU
Conducted Emissions - Front View



Conducted Emissions - Side View




Radiated Emissions View (Below 1 GHz)



For Adapter DSA-3PFM-05 BUS 060040


Conducted Emissions - Front View



Conducted Emissions - Side View




Radiated Emissions View (Below 1 GHz)



For Adapter GQ06-060040-ZU


Conducted Emissions - Front View




Conducted Emissions - Side View



Radiated Emissions View (Below 1 GHz)



Radiated Emissions View (Above 1 GHz)



Radiated Emissions View (Below 30MHz)

