



FCC TEST REPORT
FCC ID: 2A4VU-G510B-000

On Behalf of

iRest Health Science and Technology Co., Ltd.

Spa Massage Chair

Model No.: G510B-000, G510A-XXX, G510B-XXX, G510C-XXX,
G510D-XXX, G510E-XXX, NS 828 VX, NS 758 VX, NS 779 VX, SNS10,
Miley II, SNE 501, OS-Alora, NS 758 VX, GS 8249X, 9690-X, NS 762
VX, NS 738 VX, NS 769 VX, G505

Prepared for : iRest Health Science and Technology Co., Ltd.
Address : No.1118 Shibali East Road, Daqiao Town, Nanhu District, Jiaxing,
Zhejiang, China

Prepared By : Shenzhen Alpha Product Testing Co., Ltd.
Address : Building i, No.2, Lixin Road, Fuyong Street, Bao'an District,
518103, Shenzhen, Guangdong, China

Report Number : A2407073-C01-R01
Date of Receipt : July 10, 2024
Date of Test : July 10, 2024 – August 28, 2024
Date of Report : August 28, 2024
Version Number : V0
Test Result : Pass

TABLE OF CONTENTS

Description	Page
1. Test Result Summary	5
2. EUT Description	6
2.1. Description of Device (EUT).....	6
2.2. Accessories of Device (EUT)	7
2.3. Tested Supporting System Details	7
2.4. Block Diagram of Connection between EUT and Simulators.....	7
2.5. Description of Test Modes.....	7
2.6. Test Conditions	7
2.7. Test Facility	8
2.8. Measurement Uncertainty	8
3. Test Results and Measurement Data	9
3.1. RF Exposure Test	9
3.1.1. Test Specification	9
3.1.2. Test Instruments	10
3.1.3. Test data.....	10
4. Photos of test setup	11

TEST REPORT DECLARATION

Applicant : iRest Health Science and Technology Co., Ltd.
Address : No.1118 Shibali East Road, Daqiao Town, Nanhu District, Jiaxing, Zhejiang, China
Manufacturer : iRest Health Science and Technology Co., Ltd.
Address : No.1118 Shibali East Road, Daqiao Town, Nanhu District, Jiaxing, Zhejiang, China
EUT Description : Spa Massage Chair
(A) Model No. : G510B-000, G510A-XXX, G510B-XXX, G510C-XXX, G510D-XXX, G510E-XXX, NS 828 VX, NS 758 VX, NS 779 VX, SNS10, Miley II, SNE 501, OS-Alora, NS 758 VX, GS 8249X, 9690-X, NS 762 VX, NS 738 VX, NS 769 VX, G505
(B) Trademark : iRest

Measurement Standard Used:

FCC CFR Title 47 Part 15 Subpart C

FCC KDB 680106 D01 Wireless Transfer v04

The device described above is tested by Shenzhen Alpha Product Testing Co., Ltd. to determine the maximum emission levels emanating from the device and the severe levels of the device can endure and its performance criterion. The test results are contained in this test report and Shenzhen Alpha Product Testing Co., Ltd. is assumed full responsibility for the accuracy and completeness test. Also, this report shows that the EUT is technically compliant with the KDB 680106 D01 requirements.

This report applies to above tested sample only. This report shall not be reproduced in parts without written approval of Shenzhen Alpha Product Testing Co., Ltd.

Tested by (name + signature).....:

Yannis Wen
Project Engineer

Yannis Wen

Approved by (name + signature).....:

Jack Xu
Project Manager

Jack Xu

Date of issue.....

August 28, 2024

Revision History

Revision	Issue Date	Revisions	Revised By
V0	August 28, 2024	Initial released Issue	Yannis Wen

1. Test Result Summary

Requirement	CFR 47 Section	Result
RF EXPOSURE	§1.1307(b)(1) & KDB680106	PASS

Note:

1. PASS: Test item meets the requirement.
2. Fail: Test item does not meet the requirement.
3. N/A: Test case does not apply to the test object.
4. The test result judgment is decided by the limit of test standard.

2. EUT Description

2.1. Description of Device (EUT)

EUT Name	:	Spa Massage Chair
Model No.	:	G510B-000, G510A-XXX, G510B-XXX, G510C-XXX, G510D-XXX, G510E-XXX, NS 828 VX, NS 758 VX, NS 779 VX, SNS10, Miley II, SNE 501, OS-Alora, NS 758 VX, GS 8249X, 9690-X, NS 762 VX, NS 738 VX, NS 769 VX, G505
DIFF	:	Only difference is the appearance and shape, and the wireless part has no difference. So all the test were performed on the model G510B-000
Trademark	:	N/A
Power supply	:	AC 120V/60Hz
EUT information	:	Wireless Output: 5W
Operation frequency	:	110~205KHz
Modulation	:	MSK
Antenna Type	:	Coil Antenna, Maximum Gain is 0dBi (This value is supplied by applicant).
Software version	:	V1.0
Hardware version	:	V1.0
Connector cable loss	:	0.5dB (This value is supplied by applicant).
Intend use environment	:	Residential, commercial and light industrial environment

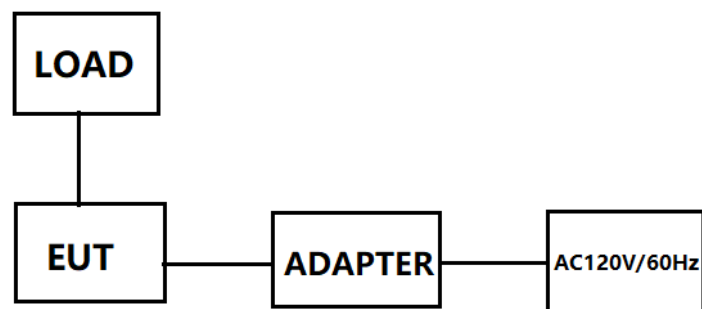
2.2. Accessories of Device (EUT)

Accessories1 : /
 Manufacturer : /
 Model : /
 Ratings : /

2.3. Tested Supporting System Details

No.	Description	Manufacturer	Model	Serial Number	Certification
1	Wireless load	--	--	--	--

2.4. Block Diagram of Connection between EUT and Simulators



2.5. Description of Test Modes

Channel	Frequency (KHz)
1	128

2.6. Test Conditions

Items	Required	Actual
Temperature range:	15-35°C	24°C
Humidity range:	25-75%	56%
Pressure range:	86-106kPa	98kPa

2.7. Test Facility

Shenzhen Alpha Product Testing Co., Ltd

Building i, No.2, Lixin Road, Fuyong Street, Bao'an District, 518103, Shenzhen, Guangdong, China

June 21, 2018 File on Federal Communication Commission

Registration Number: 293961

July 15, 2019 Certificated by IC

Registration Number: 12135A

2.8. Measurement Uncertainty

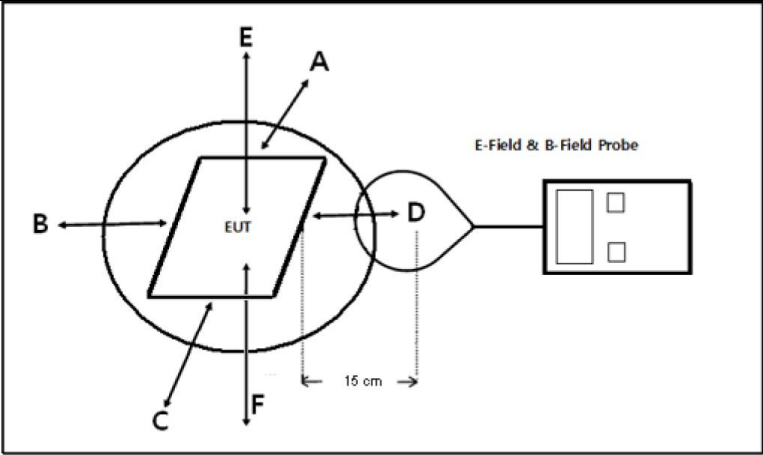
(95% confidence levels, k=2)

Item	Uncertainty
Uncertainty for H-Field	2.39dB
Uncertainty for E-Field	2.45dB
Uncertainty for conducted RF Power	0.65dB
Uncertainty for temperature	0.2°C
Uncertainty for humidity	1%
Uncertainty for DC and low frequency voltages	0.06%

3. Test Results and Measurement Data

3.1. RF Exposure Test

3.1.1. Test Specification

Test Requirement:	FCC Rules and Regulations KDB680106
Test Method:	§1.1307(b)(1) & KDB680106
Limits:	According to §1.1307(b)(1), systems operating under the provisions of this section shall be operated in a manner that ensures that the public is not exposed to radio frequency energy level in excess of the Commission's guidelines. According to §1.1310 and §2.1093 RF exposure is calculated. According KDB 680106 D01 Wireless Transfer v04
Test Setup:	
Test Mode:	Wireless charging load has been charge at no load, middle load and full load. All test modes were pre-tested, but we only recorded the worse case in this report.
Test Procedure:	<ol style="list-style-type: none"> 1. The RF exposure test was performed in shielded chamber 2. The measurement probe was placed at test distance(15cm&20cm) which is between the edge of the charger and the geometric centre of probe. 3. The measurement probe used to search of highest strength. 4. The highest emission level was recorded and compared with limit as soon as measurement of each points (A,B,C) were completed. 5. The EUT were measured according to the dictates of KDB 680106 D01 Wireless Transfer v04.
Test Result:	PASS

3.1.2. Test Instruments

Item	Equipment	Manufacturer	Model No.	Firmware version	Serial No.	Last Cal.	Cal Interval
1	Exposure Level Tester	narda	ELT-400	N/A	N-0231	2023.08.22	1Year
2	Magnetic field probe 100cm2	narda	ELT probe 100cm2	N/A	M0675	2023.08.22	1Year
3	Isotropic Electric Field Probe	narda	EP-601	N/A	511WX60706	2023.08.16	1Year

3.1.3. Test data

For Full load mode:

E-Field Strength at 15 cm for position A,B,C,D 20cm for position E from the edges surrounding the EUT (V/m)

Frequency Range (MHz)	Test Position A	Test Position B	Test Position C	Test Position D	Test Position E	Limit (50%) (V/m)	Limits Test (V/m)
0.110-0.205	1.193	1.162	1.176	1.092	1.139	307	614

H-Filed Strength at 15 cm for position A,B,C,D 20cm for position E from the edges surrounding the EUT (A/m)

Frequency Range (MHz)	Test Position A	Test Position B	Test Position C	Test Position D	Test Position E	Limit (50%) (A/m)	Limits Test (A/m)
0.110-0.205	0.778	0.767	0.779	0.765	0.726	0.815	1.63

For Null load mode:

E-Field Strength at 15 cm for position A,B,C,D 20cm for position E from the edges surrounding the EUT (V/m)

Frequency Range (MHz)	Test Position A	Test Position B	Test Position C	Test Position D	Test Position E	Limit (50%) (V/m)	Limits Test (V/m)
0.110-0.205	1.182	1.021	1.124	1.012	1.008	307	614

H-Filed Strength at 15 cm for position A,B,C,D 20cm for position E from the edges surrounding the EUT (A/m)

Frequency Range (MHz)	Test Position A	Test Position B	Test Position C	Test Position D	Test Position E	Limit (50%) (A/m)	Limits Test (A/m)
0.110-0.205	0.714	0.700	0.702	0.691	0.690	0.815	1.63

4. Photos of test setup

For Full load mode(15cm)



A

For Full load mode(15cm)



B

For Full load mode(15cm)




C

For Full load mode(15cm)



D

For Full load mode(20cm)



E

For Full load mode(15cm)



A

For Full load mode(15cm)



B

For Full load mode(15cm)



C

For Full load mode(15cm)



D

For Full load mode(20cm)



E

-----END OF REPORT-----