



**CENTRE OF TESTING SERVICE
INTERNATIONAL**

OPERATE ACCORDING TO ISO/IEC 17025

FCC ID TEST REPORT

TEST REPORT NUMBER : CGZ3170105-00010-EF



CENTRE OF TESTING SERVICE CO., LTD.

A101, No.65, Zhuji Highway, Tianhe District, Guangzhou, China



TEST REPORT For FCC ID

Report Reference No. CGZ3170105-00010-EF

Date of issue..... 20 February 2017

Testing Laboratory Name CENTRE OF TESTING SERVICE CO., LTD.

Address..... A101, No.65, Zhuji Highway, Tianhe District, Guangzhou, China

 Testing location/ procedure Full application of Harmonised standards ☒

 Partial application of Harmonised standards ☐

 Other standard testing method ☐
Applicant's name..... Shen Zhen E-care Electronics Co.,Ltd.

 Address..... 5/F, B Building, Fuali Industrial Zone, District 28, Baoan, Shenzhen
Guangdong, China. P.C: 518101

Test specification

 Standard **47 CFR PART 15 OCT, 2016 , ANSI C63.10-2013**
Test Report Form No. CTSEMC-1.0

TRF Originator..... CENTRE OF TESTING SERVICE CO., LTD.

Master TRF..... Dated 2009-01

CENTRE OF TESTING SERVICE CO., LTD. All rights reserved.

This publication may be reproduced in whole or in part for non-commercial purposes as long as the CENTRE OF TESTING SERVICE CO., LTD is acknowledged as copyright owner and source of the material. CENTRE OF TESTING SERVICE CO., LTD takes no responsibility for and will not assume liability for damages resulting from the reader's interpretation of the reproduced material due to its placement and context.

Test item description : Digital Multifunction Oven Thermometer

Trade Mark /

Manufacturer..... Shen Zhen E-care Electronics Co.,Ltd.

Model/Type reference..... TP-07S

Ratings..... Battery 1.5V*2

Operating Frequency..... 433.99MHz

 Result **PASSED**
Compiled by:

Kate zhang / Fileadministrators

Supervised by:

Duke yang / Technique principal

Approved by:

Vincent yao / Manager

Copyright of this report is owned by Centre of Testing Service and may not be reproduced other than in full except with the written approval of the issuing Company.

CENTRE OF TESTING SERVICE CO., LTD.

A101, No.65, Zhuji Highway, Tianhe District, Guangzhou, China

Tel: +86-20-85543113 (32 lines)

Fax: +86-20-38780406

Complaint line: +86-20-85533471

E-mail: cts@cts-lab.com.cn

See Reverse For Terms And Conditions of Service



FCC ID -- T E S T R E P O R T

Test Report No. : CGZ3170105-00010-EF
20 February 2017
Date of issue

Type / Model..... TP-07S

EUT..... Digital Multifunction Oven Thermometer

Applicant..... Shen Zhen E-care Electronics Co.,Ltd.

Address..... 5/F, B Building, Fuali Industrial Zone, District 28, Baoan, Shenzhen
Guangdong, China. P.C: 518101

Telephone..... +86-0755-33931980

Fax..... +86-0755-33931982

Contact..... /

Manufacturer..... Shen Zhen E-care Electronics Co.,Ltd.

Address..... 5/F, B Building, Fuali Industrial Zone, District 28, Baoan, Shenzhen
Guangdong, China. P.C: 518101

Telephone..... +86-0755-33931980

Fax..... +86-0755-33931982

Contact..... /

Factory Shen Zhen E-care Electronics Co.,Ltd.

Address..... 5/F, B Building, Fuali Industrial Zone, District 28, Baoan, Shenzhen
Guangdong, China. P.C: 518101

Telephone..... +86-0755-33931980

Fax..... +86-0755-33931982

Contact..... /

Test Result according to the standards on page 3: **PASSED**

The test report merely corresponds to the test sample.

It is not permitted to copy extracts of these test result without the written permission of the test laboratory.

Copyright of this report is owned by Centre of Testing Service and may not be reproduced other than in full except with the written approval of the issuing Company.

CENTRE OF TESTING SERVICE CO., LTD.

A101, No.65, Zhuji Highway, Tianhe District, Guangzhou, China

Tel: +86-20-85543113 (32 lines)

Fax: +86-20-38780406

Complaint line: +86-20-85533471

E-mail: cts@cts-lab.com.cn

See Reverse For Terms And Conditions of Service



TABLE OF CONTENTS

| Description | Page |
|--|------|
| 1. TEST STANDARDS..... | 5 |
| 2. SUMMARY | 5 |
| 2.1 GENERAL REMARKS | 5 |
| 2.2 FINAL ASSESSMENT | 5 |
| 3. EQUIPMENT UNDER TEST | 6 |
| 3.1 POWER SUPPLY SYSTEM UTILISED..... | 6 |
| 3.2 SHORT DESCRIPTION OF THE EQUIPMENT UNDER TEST (EUT)..... | 6 |
| 3.3 EUT OPERATION MODE | 6 |
| 3.4 EUT CONFIGURATION..... | 7 |
| 4. TEST ENVIRONMENT | 8 |
| 4.1 ADDRESS OF THE TEST LABORATORY..... | 8 |
| 4.2 TEST FACILITY | 8 |
| 4.3 ENVIRONMENTAL CONDITIONS | 8 |
| 4.4 DEFINITIONS OF SYMBOLS USED IN THIS TEST REPORT | 8 |
| 4.5 STATEMENT OF THE MEASUREMENT UNCERTAINTY | 8 |
| 4.6 MEASUREMENT UNCERTAINTY | 9 |
| 5. Summary of standards and results | 9 |
| 5.1.DESCRPTION OF STANDARDS AND RESULTS | 9 |
| 6. Power Line Conducted Emission Test | 10 |
| 6.1.1 DESCRIPTION OF THE TEST LOCATION | 10 |
| 6.1.2TEST EQUIPMENT..... | 10 |
| 6.2.1 BLOCK DIAGRAM OF TEST SETUP..... | 10 |
| 6.2.2 DESCRIPTION OF THE TEST SET-UP | 10 |
| 6.2.3 LIMITS OF DISTURBANCE (CLASS B) | 11 |
| 6.2.4 POWER LINE CONDUCTED EMISSION TEST RESULTS | 11 |
| 7. Radiated disturbance (electric field) | 12 |
| 7.1.TEST EQUIPMENT..... | 12 |
| 7.2.BLOCK DIAGRAM OF TEST SETUP | 12 |
| 7.3.RADIATED EMISSION LIMIT STANDARD: FCC 15.231,209 | 13 |
| 7.4.TEST PROCEDURE | 13 |
| 7.5.RADIATED EMISSION TEST RESULTS | 14 |
| 8. 20 dB Bandwidth test..... | 22 |
| 8.1. TEST EQUIPMENT | 22 |
| 8.2. TEST INFORMATION..... | 22 |

Copyright of this report is owned by Centre of Testing Service and may not be reproduced other than in full except with the written approval of the issuing Company.

CENTRE OF TESTING SERVICE CO., LTD.

A101, No.65, Zhuji Highway, Tianhe District, Guangzhou, China

Tel: +86-20-85543113 (32 lines)

Fax: +86-20-38780406

Complaint line: +86-20-85533471

E-mail: cts@cts-lab.com.cn

See Reverse For Terms And Conditions of Service



| | |
|--|----|
| 9. Stop Transmitting Time Test | 24 |
| 9.1. TEST EQUIPMENT | 24 |
| 9.2. TEST INFORMATION | 24 |
| 9.3. TEST RESULTS | 24 |
| 10. Pulse Desensitization Correction Factor | 26 |
| 10.1. TEST EQUIPMENT | 26 |
| 10.2. TEST INFORMATION | 26 |
| 10.3. TEST RESULTS | 26 |
| 11. Antenna Requirements | 29 |
| 11.1 STANDARD APPLICABLE | 29 |
| 11.2 ANTENNA CONSTRUCTION AND DIRECTIONAL GAIN | 29 |
| 12. Manufacturer/ Approval holder Declaration | 29 |

Copyright of this report is owned by Centre of Testing Service and may not be reproduced other than in full except with the written approval of the issuing Company.

CENTRE OF TESTING SERVICE CO., LTD.

A101, No.65, Zhuji Highway, Tianhe District, Guangzhou, China

Tel: +86-20-85543113 (32 lines)

Fax: +86-20-38780406

Complaint line: +86-20-85533471

E-mail: cts@cts-lab.com.cn

See Reverse For Terms And Conditions of Service



1. TEST STANDARDS

The tests were performed according to following standards:

- 47 CFR PART 15 OCT, 2016
- ANSI C63.10-2013

2. SUMMARY

2.1 GENERAL REMARKS

| | |
|--------------------------------|-----------------------------|
| Date of receipt of test sample | 05 January 2017 |
| Testing commenced on | 05 January~20 February 2017 |
| Testing concluded on | 20 February 2017 |

2.2 FINAL ASSESSMENT

The FCC requirements pertaining to the technical standards and tested operation modes are

- - fulfilled.
- ☐ - **not** fulfilled.

The equipment under test

- - fulfils the FCC requirements cited on page 1.
- ☐ - **does not** fulfil the FCC requirements cited on page 1.

Copyright of this report is owned by Centre of Testing Service and may not be reproduced other than in full except with the written approval of the issuing Company.

CENTRE OF TESTING SERVICE CO., LTD.

A101, No.65, Zhuji Highway, Tianhe District, Guangzhou, China

Tel: +86-20-85543113 (32 lines)

Fax: +86-20-38780406

Complaint line: +86-20-85533471

E-mail: cts@cts-lab.com.cn

See Reverse For Terms And Conditions of Service



3. EQUIPMENT UNDER TEST

3.1 Power supply system utilised

Power supply voltage : ☒ Battery 1.5V*2
☐ Other

3.2 Short description of the Equipment under Test (EUT)

Number of tested samples: 1

Serial number: Prototype

3.3 EUT operation mode

The equipment under test was operated during the measurement under the following conditions:

For Radiation emission:

- ☒ -TX +X position
- ☐ -TX +Y position
- ☐ -TX +Z position

Operation mode 1: TX +X position

Note: X position of EUT is the worst case, so only these test results be recorded in the test report.



3.4 EUT configuration

3.4.1. Description of configuration (EUT)

| | | |
|-----------------------|---|--|
| Description | : | Digital Multifunction Oven Thermometer |
| Model Number | : | TP-07S |
| Operation frequency | : | 433.99MHz |
| Radio Technology | : | FSK |
| Modulation Technology | : | FSK modulation |
| Antenna | : | Internal Antenna |

3.4.2. Tested Supporting System Details

N/A

Copyright of this report is owned by Centre of Testing Service and may not be reproduced other than in full except with the written approval of the issuing Company.

CENTRE OF TESTING SERVICE CO., LTD.

A101, No.65, Zhuji Highway, Tianhe District, Guangzhou, China

Tel: +86-20-85543113 (32 lines)

Fax: +86-20-38780406

Complaint line: +86-20-85533471

E-mail: cts@cts-lab.com.cn

See Reverse For Terms And Conditions of Service



4. TEST ENVIRONMENT

4.1 Address of the test laboratory

A101, No.65, Zhuji Highway, Tianhe District, Guangzhou, China

Tel: +86-20-85543113 (32 lines)

Fax: +86-20-38780406

4.2 Test facility

The test facility is recognized, certified, or accredited by the following organizations:

CNAS-Lab Code: L3394

CENTRE OF TESTING SERVICE CO., LTD. has been assessed and proved to be in compliance with CNAS-CL01: 2006 Accreditation Criteria for Testing and Calibration Laboratories (identical to ISO/IEC 17025: 2005 General Requirements) for the Competence of Testing and Calibration Laboratories.

IC-Registration No.: 8374A

The 3m Alternate Test Site of CENTRE OF TESTING SERVICE CO., LTD. has been registered by Certification and Engineering Bureau of Industry Canada for the performance of radiated measurements with Registration No. 8374A on 22 May, 2014 .

FCC-Registration No.: 971995

CENTRE OF TESTING SERVICE CO., LTD., EMC Laboratory has been registered and fully described in a report filed with the FCC (Federal Communications Commission). The acceptance letter from the FCC is maintained in our files. Registration No. 971995, June 15, 2018.

4.3 Environmental conditions

During the measurement the environmental conditions were within the listed ranges:

| | |
|-----------------------|------------|
| Temperature: | 15~35 ° C |
| | |
| Humidity: | 25~75 % |
| | |
| Atmospheric pressure: | 86~106 kPa |

4.4 Definitions of symbols used in this test report

- - The black square indicates that the listed condition, standard or equipment is applicable for this report.
- - The empty square indicates that the listed condition, standard or equipment is **not** applicable for this report.

4.5 Statement of the measurement uncertainty

The data and results referenced in this document are true and accurate. The reader is cautioned that there may be errors within the calibration limits of the equipment and facilities. The measurement uncertainty was calculated for all measurements listed in this test report acc. to CISPR 16 - 4 "Specification for radio disturbance and immunity measuring apparatus and methods – Part 4: Uncertainty in EMC Measurements" and is documented in the CTS quality system acc. to DIN EN ISO/IEC 17025. Furthermore, component and process variability of devices similar to that tested may result in additional deviation. The manufacturer has the sole responsibility of continued compliance of the device.

Copyright of this report is owned by Centre of Testing Service and may not be reproduced other than in full except with the written approval of the issuing Company.

CENTRE OF TESTING SERVICE CO., LTD.

A101, No.65, Zhuji Highway, Tianhe District, Guangzhou, China

Tel: +86-20-85543113 (32 lines)

Fax: +86-20-38780406

Complaint line: +86-20-85533471

E-mail: cts@cts-lab.com.cn

See Reverse For Terms And Conditions of Service

4.6 Measurement Uncertainty

| Test Item | Frequency Range | Uncertainty | Note |
|-------------------------|-----------------|---------------------|------|
| Conduction disturbance | 150kHz~30MHz | $\pm 1.22\text{dB}$ | (1) |
| Power disturbance | 30MHz~300MHz | $\pm 1.38\text{dB}$ | (1) |
| Radiation emission (3m) | 30MHz~300MHz | $\pm 3.14\text{dB}$ | (1) |
| | 300MHz~1000MHz | $\pm 3.18\text{dB}$ | (1) |
| | 1GHz~18GHz | $\pm 3.54\text{dB}$ | (1) |

(1). This uncertainty represents an expanded uncertainty expressed at approximately the 95% confidence level using a coverage factor of $k=2$.

5. Summary of standards and results

5.1. Description of Standards and Results

The EUT have been tested according to the applicable standards as referenced below.

| EMISSION | | |
|--|---|---------|
| Description of Test Item | Standard | Results |
| Conducted Emission Test | ANSI C63.10-2013 FCC Part 15 C: 15.207 | N/A |
| Radiated Emission Test | ANSI C63.10-2013 FCC Part 15 C: 15.209 FCC Part 15 C: 15.231(e) | PASSED |
| 20 dB Bandwidth Test | ANSI C63.10-2013 FCC Part 15 C: 15.231(e) | PASSED |
| Stop Transmitting Time Test | ANSI C63.10-2013 FCC Part 15 C: 15.231(e) | PASSED |
| N/A is an abbreviation for Not Applicable. | | |

Copyright of this report is owned by Centre of Testing Service and may not be reproduced other than in full except with the written approval of the issuing Company.

CENTRE OF TESTING SERVICE CO., LTD.

A101, No.65, Zhuji Highway, Tianhe District, Guangzhou, China

Tel: +86-20-85543113 (32 lines)

Fax: +86-20-38780406

Complaint line: +86-20-85533471

E-mail: cts@cts-lab.com.cn

See Reverse For Terms And Conditions of Service

6. Power Line Conducted Emission Test


6.1.1 Description of the test location

Test location : Shielding Room

6.1.2 Test Equipment

| Conducted Disturbance | | | | | |
|-----------------------|-------------------|-----------------|-----------|------------|------------|
| Item | Test Equipment | Manufacturer | Model No. | Serial No. | Last Cal. |
| 1 | EMI Test Receiver | ROHDE & SCHWARZ | ESHS10 | 842884/012 | 2016/10/24 |
| 2 | Artificial Mains | ROHDE & SCHWARZ | ESH3-Z5 | 832479/025 | 2016/10/24 |
| 3 | Artificial Mains | ROHDE & SCHWARZ | ESH3-Z5 | 832479/026 | 2016/10/24 |
| 4 | Pulse Limiter | ROHDE & SCHWARZ | ESHSZ2 | 100301 | 2016/10/24 |
| 5 | EMI Test Software | ROHDE & SCHWARZ | ESK1 | N/A | 2016/10/24 |

6.2.1 Block Diagram of Test Setup



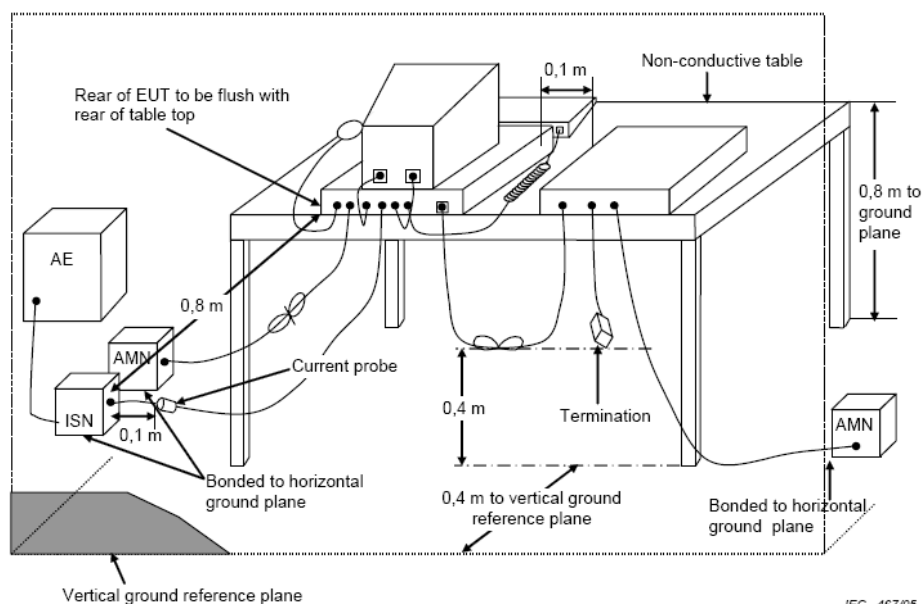
(EUT: Digital Multifunction Oven Thermometer)

6.2.2 Description of the test set-up

6.1.2.1 Operating Condition

The EUT is engraving during the test, and the results of the maximum emanation are recorded

6.1.2.2 Block Diagram of Test Setup



Copyright of this report is owned by Centre of Testing Service and may not be reproduced other than in full except with the written approval of the issuing Company.

CENTRE OF TESTING SERVICE CO., LTD.

A101, No.65, Zhuji Highway,Tianhe District, Guangzhou, China

Tel: +86-20-85543113 (32 lines)

Fax: +86-20-38780406

Complaint line: +86-20-85533471

E-mail: cts@cts-lab.com.cn

See Reverse For Terms And Conditions of Service

**6.2.3 Limits of disturbance (Class B)**

| Frequency | Maximum RF Line Voltage | |
|-----------------|----------------------------------|-------------------------------|
| | Quasi-Peak Level dB(μ V) | Average Level dB(μ V) |
| 150kHz ~ 500kHz | 66 ~ 56* | 56 ~ 46* |
| 500kHz ~ 5MHz | 56 | 46 |
| 5MHz ~ 30MHz | 60 | 50 |

Note: (1) The tighter limit shall apply at the edge between two frequency bands.

6.2.4 Power Line Conducted Emission Test Results

Power supply by battery , Not applicable.

Copyright of this report is owned by Centre of Testing Service and may not be reproduced other than in full except with the written approval of the issuing Company.

CENTRE OF TESTING SERVICE CO., LTD.

A101, No.65, Zhuji Highway, Tianhe District, Guangzhou, China

Tel: +86-20-85543113 (32 lines)

Fax: +86-20-38780406

Complaint line: +86-20-85533471

E-mail: cts@cts-lab.com.cn

See Reverse For Terms And Conditions of Service




7. Radiated disturbance (electric field)

7.1.Test Equipment

| Radiated disturbance (electric field) | | | | | |
|---------------------------------------|-------------------|-----------------|------------|------------|------------|
| Item | Test Equipment | Manufacturer | Model No. | Serial No. | Last Cal. |
| 1 | EMI Test Receiver | ROHDE & SCHWARZ | ESCI | 100868 | 2016/10/24 |
| 2 | Biconical Antenna | ROHDE & SCHWARZ | HK116 | 100221 | 2016/03/26 |
| 3 | Log per Antenna | ROHDE & SCHWARZ | HL223 | 100226 | 2016/03/26 |
| 4 | Log per Antenna | ROHDE & SCHWARZ | HL050 | 100186 | 2016/03/26 |
| 5 | Signal analyzer | ROHDE & SCHWARZ | FSIQ26 | 100311 | 2016/03/24 |
| 6 | Loop Antenna | A.R.A | PLA-1030/B | 1030 | 2016/10/24 |

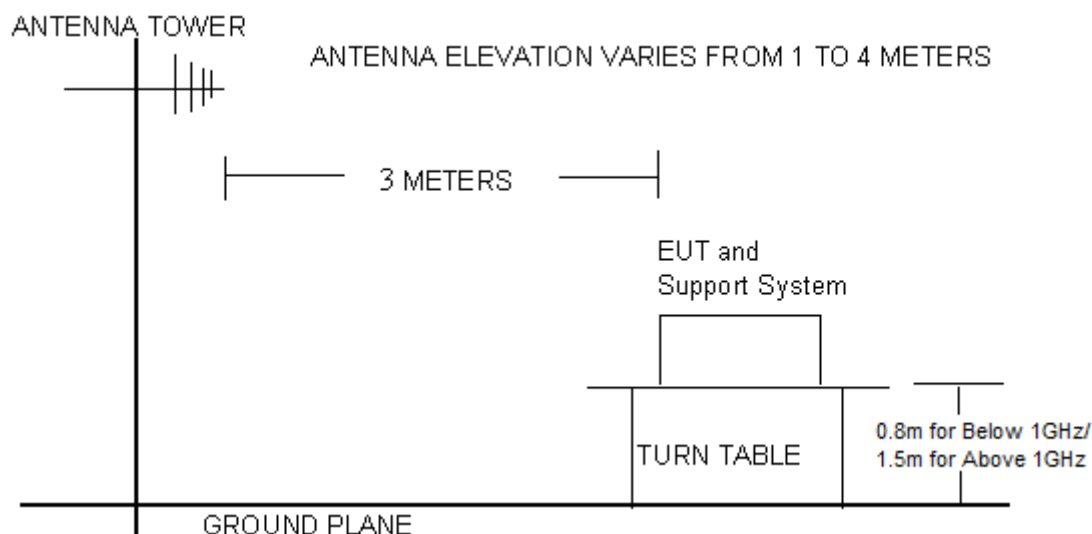
7.2.Block Diagram of Test Setup

7.2.1 Block Diagram of connection between EUT and simulators



(EUT:Digital Multifunction Oven Thermometer)

7.2.2 Anechoic Chamber Setup Diagram



7.3. Radiated Emission Limit Standard: FCC 15.231,209

| FREQUENCY MHz | DISTANCE Meters | FIELD STRENGTHS LIMIT | |
|------------------|--------------------|--|-----------------------------------|
| | | $\mu\text{V}/\text{m}$ | $\text{dB}(\mu\text{V})/\text{m}$ |
| 0.009 ~ 0.490 | 300 | $2400/\text{F}(\text{KHz})$ | ---- |
| 0.490 ~ 1.705 | 30 | $24000/\text{F}(\text{KHz})$ | ---- |
| 1.705 ~ 30 | 3 | 30 | ---- |
| 30 ~ 88 | 3 | 100 | 40.0 |
| 88 ~ 216 | 3 | 150 | 43.5 |
| 216 ~ 960 | 3 | 200 | 46.0 |
| 960 ~ 1000 | 3 | 500 | 54.0 |
| Above 1000 | 3 | Other: 74.0 $\text{dB}(\mu\text{V})/\text{m}$ (Peak) 54.0 $\text{dB}(\mu\text{V})/\text{m}$ (Average) | |

- Remark:
- (1) Emission level $\text{dB}\mu\text{V} = 20 \log$ Emission level $\mu\text{V}/\text{m}$
 - (2) The smaller limit shall apply at the cross point between two frequency bands.
 - (3) Distance is the distance in meters between the measuring instrument, antenna and the closest point of any part of the device or system.

7.4. Test Procedure

The EUT and its simulators are placed on a turn table, which is 0.8 meter (1.5m for above 1GHz) high above ground. The turn table can rotate 360 degrees to determine the position of the maximum emission level. The EUT is set 3 meters away from the receiving antenna, which is mounted on a antenna tower. The antenna can be moved up and down between 1 meter and 4 meters to find out the maximum emission level. Broadband antenna (calibrated bilog antenna) is used as receiving antenna. Both horizontal and vertical polarization of the antenna is set on Test. In order to find the maximum emission levels, all of the interface cables must be manipulated according to ANSI C63.10-2013 on radiated emission Test.

The frequency range from 30MHz to 1000MHz and above 1GHz. is investigated. Please see the following pages.

All measurements for radiated emissions within the restricted bands were performed using a Quasi-Peak detector with 120kHz RBW below 1GHz and a Peak and Average detector with 1MHz RBW above 1GHz,

All measurements for radiated emissions within the restricted bands were performed using a Quasi-Peak detector with 300kHz VBW below 1GHz and a Peak detector with 1MHz VBW above 1GHz, A average detector be caluclated from peak value using duty cycle factor Both 30MHz to 1000MHz and above 1GHz

Pretest x, y, z position of EUT, final, select the worst case x position test and record the test results in the report.

The test modes (TX and RX Mode) is tested in Anechoic Chamber and all the scanning waveforms are reported on section 7.5

7.5.Radiated Emission Test Results

PASSED.

The frequency range from 9KHz to 30MHz,30MHz to 230MHz, 230MHz to 1000MHz and above 1GHz. is investigated. Please see the following pages.

Copyright of this report is owned by Centre of Testing Service and may not be reproduced other than in full except with the written approval of the issuing Company.

CENTRE OF TESTING SERVICE CO., LTD.

A101, No.65, Zhuji Highway,Tianhe District, Guangzhou, China

Tel: +86-20-85543113 (32 lines)

Fax: +86-20-38780406

Complaint line: +86-20-85533471

E-mail: cts@cts-lab.com.cn

See Reverse For Terms And Conditions of Service



| | | | |
|------------------|---------------------|---------|--|
| Test Mode: | TX –X Position Mode | Result: | <input checked="" type="checkbox"/> - passed |
| Frequency range: | 9KHz~30MHz | | <input type="checkbox"/> - not passed |

| No. | Frequency (MHz) | Factor (dB/m) | Reading (dBµV/m) | Level (dBµV/m) | Limit (dBµV/m) | Margin (dB) | Det. |
|--|--------------------|------------------|---------------------|-------------------|-------------------|----------------|------|
| Remark:Other frequency no specific emission form the EUT (Margin > 20dB form the applicable Limit) | | | | | | | |

Copyright of this report is owned by Centre of Testing Service and may not be reproduced other than in full except with the written approval of the issuing Company.

CENTRE OF TESTING SERVICE CO., LTD.

A101, No.65, Zhuji Highway,Tianhe District, Guangzhou, China

Tel: +86-20-85543113 (32 lines)

Fax: +86-20-38780406

Complaint line: +86-20-85533471

E-mail: cts@cts-lab.com.cn

See Reverse For Terms And Conditions of Service

| | | | |
|------------------|-----------------|---------|--|
| Channel: | 433.99 MHz (TX) | Result: | <input checked="" type="checkbox"/> - passed |
| Test point: | Horizontal | | <input type="checkbox"/> - not passed |
| Frequency range: | 30MHz ~18GHz | | |

| | |
|---------------------|---|
| EUT | Digital Multifunction Oven Thermometer |
| Operating Condition | Battery 1.5V*2 |
| Test Condition | Ambient Temperature: 25°C Humidity: 56% |
| Test Date: | 05~09 January 2017 |
| Operator | Duke |
| MODEL NO | TP-07S |

| Fundamental and Harmonics Average Result | | | | | | | |
|--|---------------|----------------|----------------------------------|----------------|--------------------------|-------------|------|
| Frequency (MHz) | Factor (dB/m) | Reading (dBμV) | Duty Cycle Correction Factor(dB) | Level (dBμV/m) | Limit (15.231e) (dBμV/m) | Margin (dB) | Det. |
| 433.99 | -9.15 | 79.04 | ---- | 69.89 | ----- | ----- | Peak |
| 433.99 | -9.15 | 79.04 | -10.11 | 59.78 | 72.87 | -13.09 | AVG |

Note:Level=Reading+Factor. Margin= Level - Limit.
Average Level=Peak level + Duty Factor

Copyright of this report is owned by Centre of Testing Service and may not be reproduced other than in full except with the written approval of the issuing Company.

CENTRE OF TESTING SERVICE CO., LTD.

A101, No.65, Zhuji Highway, Tianhe District, Guangzhou, China

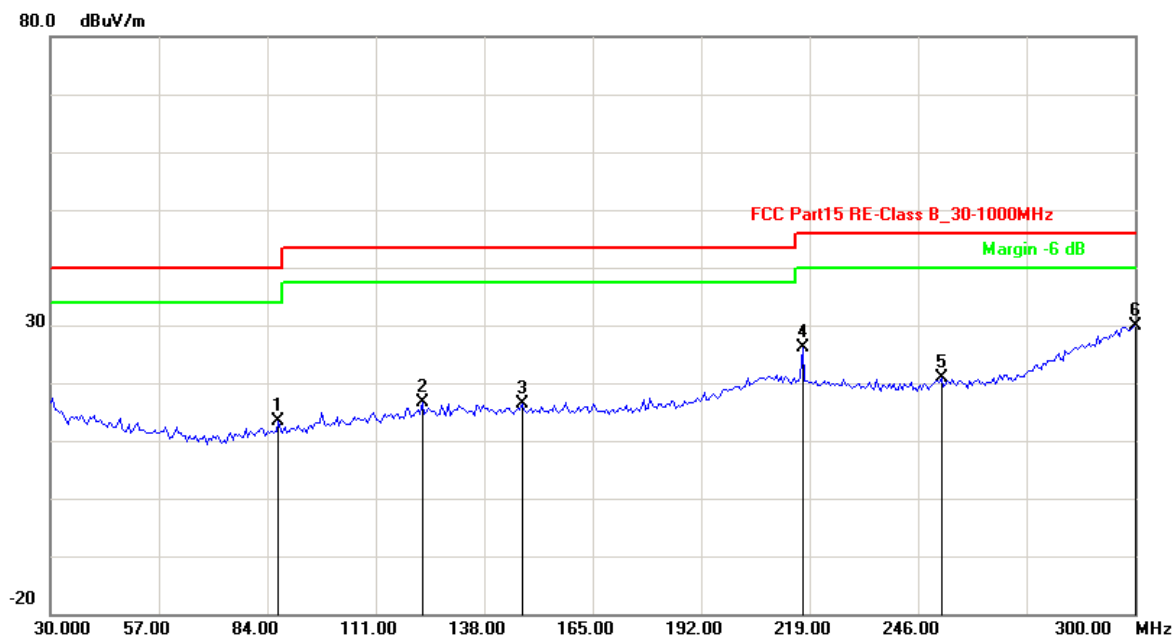
Tel: +86-20-85543113 (32 lines)

Fax: +86-20-38780406

Complaint line: +86-20-85533471

E-mail: cts@cts-lab.com.cn

See Reverse For Terms And Conditions of Service



| No. | Frequency (MHz) | Factor (dB/m) | Reading (dB μ V/m) | Level (dB μ V/m) | Limit (dB μ V/m) | Margin (dB) | Det. |
|-----|-----------------|---------------|------------------------|----------------------|----------------------|-------------|------|
| 1 | 86.8136 | -19.40 | 32.79 | 13.39 | 40.00 | -26.61 | QP |
| 2 | 122.5250 | -16.57 | 33.15 | 16.58 | 43.50 | -26.92 | QP |
| 3 | 147.4148 | -15.98 | 32.39 | 16.41 | 43.50 | -27.09 | QP |
| 4 | 217.2144 | -10.72 | 36.89 | 26.17 | 46.00 | -19.83 | QP |
| 5 | 251.8437 | -11.35 | 32.26 | 20.91 | 46.00 | -25.09 | QP |
| 6 | 300.0000 | -1.42 | 31.33 | 29.91 | 46.00 | -16.09 | QP |

Copyright of this report is owned by Centre of Testing Service and may not be reproduced other than in full except with the written approval of the issuing Company.

CENTRE OF TESTING SERVICE CO., LTD.

A101, No.65, Zhuji Highway, Tianhe District, Guangzhou, China

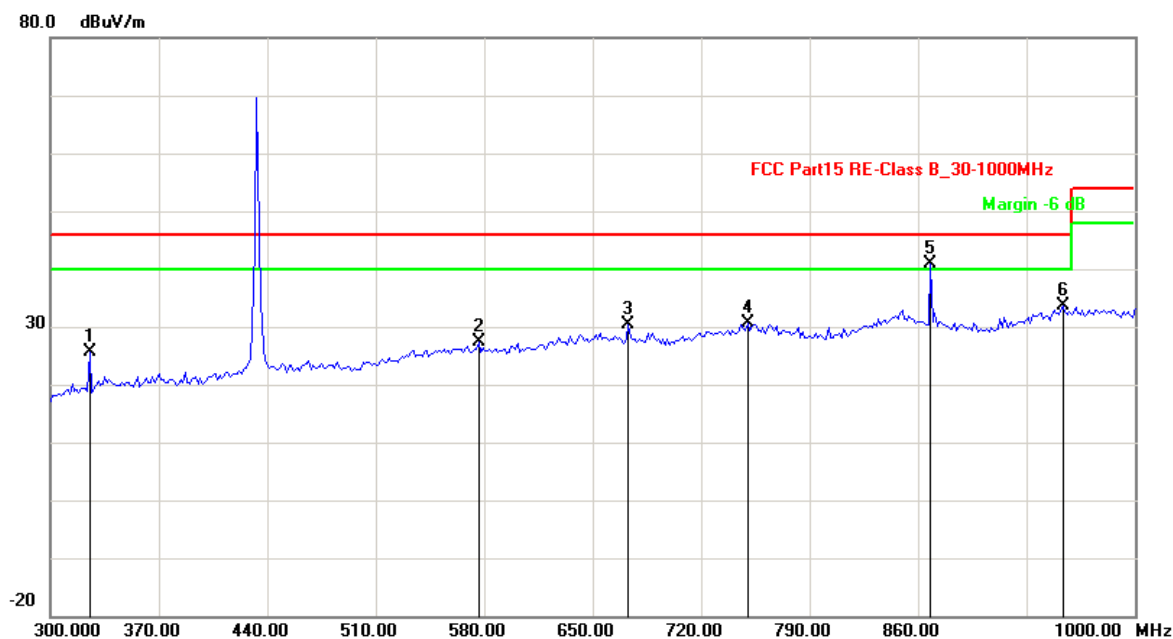
Tel: +86-20-85543113 (32 lines)

Fax: +86-20-38780406

Complaint line: +86-20-85533471

E-mail: cts@cts-lab.com.cn

See Reverse For Terms And Conditions of Service



| No. | Frequency (MHz) | Factor (dB/m) | Reading (dBμV/m) | Level (dBμV/m) | Limit (dBμV/m) | Margin (dB) | Det. |
|-----|-----------------|---------------|------------------|----------------|----------------|-------------|------|
| 1 | 325.2505 | -12.47 | 38.16 | 25.69 | 46.00 | -20.31 | QP |
| 2 | 576.3527 | -5.61 | 32.92 | 27.31 | 46.00 | -18.69 | QP |
| 3 | 673.1462 | -3.45 | 33.74 | 30.29 | 46.00 | -15.71 | QP |
| 4 | 750.3006 | -1.61 | 32.29 | 30.68 | 46.00 | -15.32 | QP |
| 5 | 868.1362 | -10.94 | 41.61 | 30.67 | 52.87 | -22.20 | AVG |
| 6 | 953.7074 | 0.38 | 33.32 | 33.70 | 46.00 | -12.30 | QP |

Above 1GHz

| No. | Frequency (MHz) | Factor (dB/m) | Reading (dBμV/m) | Level (dBμV/m) | Limit (dBμV/m) | Margin (dB) | Det. |
|-----|-----------------|---------------|------------------|----------------|----------------|-------------|------|
| 1 | 1771.543 | 3.39 | 39.57 | 42.96 | 74.00 | -31.04 | peak |
| 2 | 1771.543 | 3.39 | 26.39 | 29.78 | 54.00 | -24.22 | AVG |
| 3 | 4725.451 | 5.01 | 37.56 | 42.57 | 74.00 | -31.43 | peak |
| 4 | 4725.451 | 5.01 | 24.84 | 29.85 | 54.00 | -24.15 | AVG |

Copyright of this report is owned by Centre of Testing Service and may not be reproduced other than in full except with the written approval of the issuing Company.

CENTRE OF TESTING SERVICE CO., LTD.

A101, No.65, Zhuji Highway, Tianhe District, Guangzhou, China

Tel: +86-20-85543113 (32 lines)

Fax: +86-20-38780406

Complaint line: +86-20-85533471

E-mail: cts@cts-lab.com.cn

See Reverse For Terms And Conditions of Service



| | | | |
|------------------|-----------------|---------|--|
| Channel: | 433.99 MHz (TX) | Result: | <input checked="" type="checkbox"/> - passed |
| Test point: | Vertical | | <input type="checkbox"/> - not passed |
| Frequency range: | 30MHz ~18GHz | | |

| | |
|---------------------|---|
| EUT | Digital Multifunction Oven Thermometer |
| Operating Condition | Battery 1.5V*2 |
| Test Condition | Ambient Temperature: 25°C Humidity: 56% |
| Test Date: | 05 ~ 09 January 2017 |
| Operator | Duke |
| MODEL NO | TP-07S |

| Fundamental and Harmonics Average Result | | | | | | | |
|--|---------------|----------------|----------------------------------|----------------|--------------------------|-------------|------|
| Frequency (MHz) | Factor (dB/m) | Reading (dBμV) | Duty Cycle Correction Factor(dB) | Level (dBμV/m) | Limit (15.231e) (dBμV/m) | Margin (dB) | Det. |
| 433.99 | -9.15 | 74.10 | ---- | 64.95 | ----- | ----- | Peak |
| 433.99 | -9.15 | 74.10 | -10.11 | 54.84 | 72.87 | -18.03 | AVG |

Note:Level=Reading+Factor. Margin= Level - Limit .
Average Level=Peak level + Duty Factor

Copyright of this report is owned by Centre of Testing Service and may not be reproduced other than in full except with the written approval of the issuing Company.

CENTRE OF TESTING SERVICE CO., LTD.

A101, No.65, Zhuji Highway, Tianhe District, Guangzhou, China

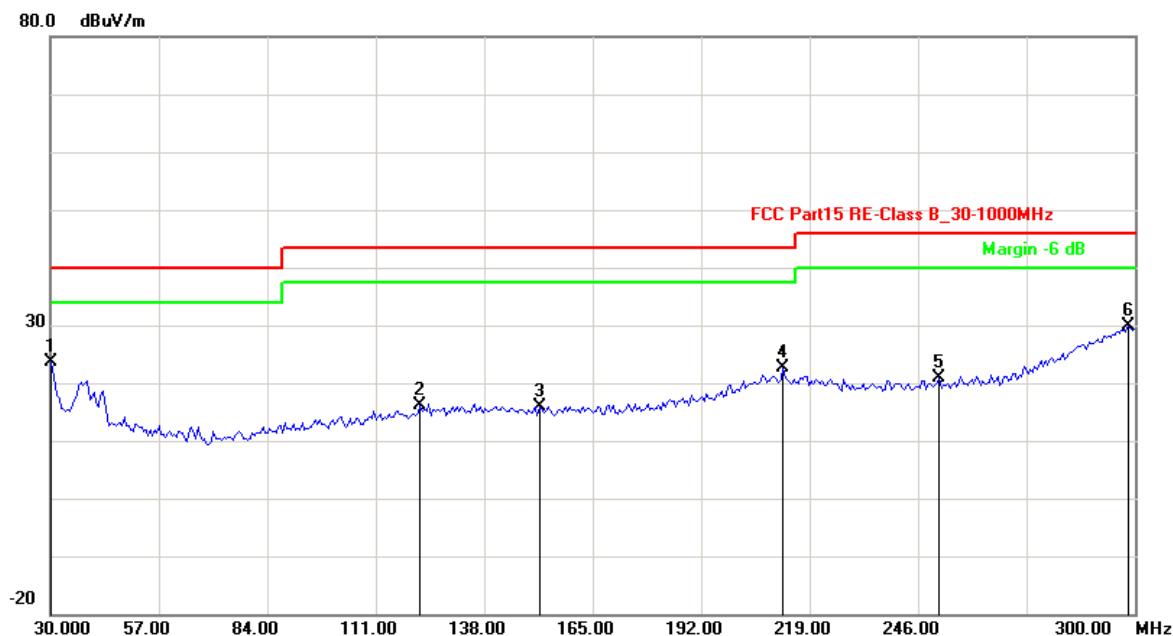
Tel: +86-20-85543113 (32 lines)

Fax: +86-20-38780406

Complaint line: +86-20-85533471

E-mail: cts@cts-lab.com.cn

See Reverse For Terms And Conditions of Service



| No. | Frequency (MHz) | Factor (dB/m) | Reading (dBμV/m) | Level (dBμV/m) | Limit (dBμV/m) | Margin (dB) | Det. |
|-----|-----------------|---------------|------------------|----------------|----------------|-------------|------|
| 1 | 30.0000 | -16.04 | 39.68 | 23.64 | 40.00 | -16.36 | QP |
| 2 | 121.9839 | -16.60 | 32.73 | 16.13 | 43.50 | -27.37 | QP |
| 3 | 151.7434 | -15.96 | 31.95 | 15.99 | 43.50 | -27.51 | QP |
| 4 | 212.3446 | -10.36 | 32.98 | 22.62 | 43.50 | -20.88 | QP |
| 5 | 251.3026 | -11.38 | 32.37 | 20.99 | 46.00 | -25.01 | QP |
| 6 | 298.3767 | -1.85 | 31.65 | 29.80 | 46.00 | -16.20 | QP |

Copyright of this report is owned by Centre of Testing Service and may not be reproduced other than in full except with the written approval of the issuing Company.

CENTRE OF TESTING SERVICE CO., LTD.

A101, No.65, Zhuji Highway, Tianhe District, Guangzhou, China

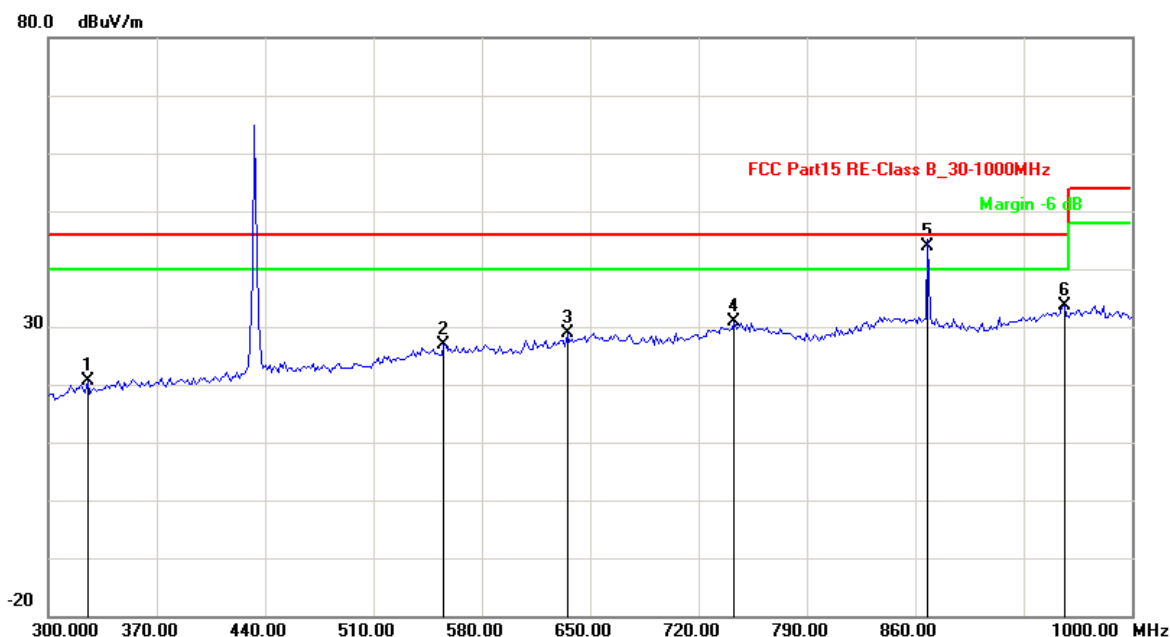
Tel: +86-20-85543113 (32 lines)

Fax: +86-20-38780406

Complaint line: +86-20-85533471

E-mail: cts@cts-lab.com.cn

See Reverse For Terms And Conditions of Service



| No. | Frequency (MHz) | Factor (dB/m) | Reading (dBμV/m) | Level (dBμV/m) | Limit (dBμV/m) | Margin (dB) | Det. |
|-----|-----------------|---------------|------------------|----------------|----------------|-------------|------|
| 1 | 325.2505 | -12.47 | 33.02 | 20.55 | 46.00 | -25.45 | QP |
| 2 | 555.3106 | -5.67 | 32.49 | 26.82 | 46.00 | -19.18 | QP |
| 3 | 635.2705 | -3.91 | 32.89 | 28.98 | 46.00 | -17.02 | QP |
| 4 | 743.2866 | -1.88 | 32.67 | 30.79 | 46.00 | -15.21 | QP |
| 5 | 868.1363 | -10.94 | 44.68 | 33.74 | 52.87 | -19.13 | AVG |
| 6 | 956.5130 | 0.36 | 33.25 | 33.61 | 46.00 | -12.39 | QP |

Above 1GHz

| No. | Frequency (MHz) | Factor (dB/m) | Reading (dBμV/m) | Level (dBμV/m) | Limit (dBμV/m) | Margin (dB) | Det. |
|-----|-----------------|---------------|------------------|----------------|----------------|-------------|------|
| 1 | 1462.926 | 1.48 | 39.12 | 40.60 | 74.00 | -33.40 | peak |
| 2 | 1462.926 | 1.48 | 26.37 | 27.85 | 54.00 | -26.15 | AVG |
| 3 | 3557.114 | 3.47 | 36.33 | 39.80 | 74.00 | -34.20 | peak |
| 4 | 3557.114 | 3.47 | 23.00 | 26.47 | 54.00 | -27.53 | AVG |

Note: Level=Reading+Factor. Margin= Level-Limit.

Remark: Others frequency Radiated Emission level margin all >20dB of Limit.

Copyright of this report is owned by Centre of Testing Service and may not be reproduced other than in full except with the written approval of the issuing Company.

CENTRE OF TESTING SERVICE CO., LTD.

A101, No.65, Zhuji Highway, Tianhe District, Guangzhou, China

Tel: +86-20-85543113 (32 lines)

Fax: +86-20-38780406

Complaint line: +86-20-85533471

E-mail: cts@cts-lab.com.cn

See Reverse For Terms And Conditions of Service



8.20 dB Bandwidth test

8.1. Test Equipment

| 20 dB Bandwidth test | | | | | |
|----------------------|-------------------|-----------------|-----------|------------|------------|
| Item | Test Equipment | Manufacturer | Model No. | Serial No. | Last Cal. |
| 1 | EMI Test Receiver | ROHDE & SCHWARZ | ESCI | 10868 | 2016/10/24 |
| 2 | Log per Antenna | ROHDE & SCHWARZ | HL223 | 100226 | 2016/03/26 |
| 3 | Signal analyzer | ROHDE & SCHWARZ | FSIQ26 | 100311 | 2016/03/26 |

8.2. Test Information

| | |
|-----------------|---|
| EUT: | Digital Multifunction Oven Thermometer |
| M/N: | TP-07S |
| Power supply: | Battery 1.5V*2 |
| Test Condition: | Ambient Temperature: 25°C Humidity: 56% |
| Test standard: | FCC PART 15C: 15.231a |
| Test mode: | Transmitting |
| Test Frequency: | 433.99 MHz |
| Test Date: | 05~09 January 2017 |
| Test By: | Duke |

Copyright of this report is owned by Centre of Testing Service and may not be reproduced other than in full except with the written approval of the issuing Company.

CENTRE OF TESTING SERVICE CO., LTD.

A101, No.65, Zhuji Highway, Tianhe District, Guangzhou, China

Tel: +86-20-85543113 (32 lines)

Fax: +86-20-38780406

Complaint line: +86-20-85533471

E-mail: cts@cts-lab.com.cn

See Reverse For Terms And Conditions of Service

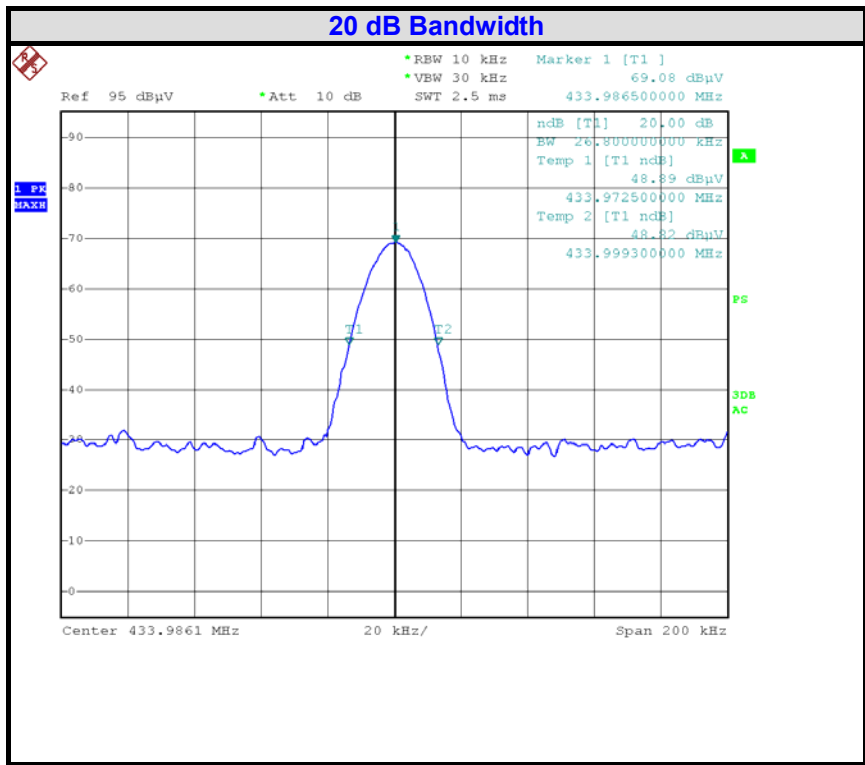


8.3. Test Results

PASSED.

The testing data was attached in the next pages.

| Frequency (MHz) | 20 dB Bandwidth (KHz) | Limit(MHz): No wider than 0.25% of the center frequency | Conclusion |
|-----------------|-----------------------|---|------------|
| 433.99 | 26.8KHz | 433.99*0.25%=1.083MHz | PASSED |



Copyright of this report is owned by Centre of Testing Service and may not be reproduced other than in full except with the written approval of the issuing Company.

CENTRE OF TESTING SERVICE CO., LTD.
A101, No.65, Zhuji Highway,Tianhe District, Guangzhou, China
Tel: +86-20-85543113 (32 lines) Fax: +86-20-38780406
Complaint line: +86-20-85533471 E-mail: cts@cts-lab.com.cn

See Reverse For Terms And Conditions of Service

9. Stop Transmitting Time Test

9.1. Test Equipment

| Band Edge Compliance test | | | | | |
|---------------------------|-------------------|-----------------|-----------|------------|------------|
| Item | Test Equipment | Manufacturer | Model No. | Serial No. | Last Cal. |
| 1 | EMI Test Receiver | ROHDE & SCHWARZ | ESCI | 10868 | 2016/10/24 |
| 2 | Log per Antenna | ROHDE & SCHWARZ | HL223 | 100226 | 2016/03/26 |
| 3 | Signal analyzer | ROHDE & SCHWARZ | FSIQ26 | 100311 | 2016/03/24 |

9.2. Test Information

| | |
|-----------------|---|
| EUT: | Digital Multifunction Oven Thermometer |
| M/N: | TP-07S |
| Power supply: | Battery 1.5V*2 |
| Test Condition: | Ambient Temperature: 25°C Humidity: 56% |
| Test standard: | FCC PART 15C: 15.231(e) |
| Test mode: | Transmitting |
| Test Frequency: | 433.99 MHz |
| Test Date: | 20 February 2017 |
| Test By: | Duke |

9.3. Test Results

PASSED.

The testing data was attached in the next pages.

Set the spectrum to zero span, activated the EUT automatically, And then, we could see the transmitting wave in the spectrum, when the time marker went to "1R", released the EUT, we could see the EUT stop transmitting.

| Frequency (MHz) | Transmitting Time | Silent Period | Limit: the silent period between transmissions shall be at least 30 times the duration of the transmission but in no case less than 10seconds | Conclusion |
|-----------------|-------------------|---------------|---|------------|
| 433.99 | 150.00ms | 11.88s | >10s and 30 times of transmissions | PASSED |

Copyright of this report is owned by Centre of Testing Service and may not be reproduced other than in full except with the written approval of the issuing Company.

CENTRE OF TESTING SERVICE CO., LTD.

A101, No.65, Zhuji Highway, Tianhe District, Guangzhou, China

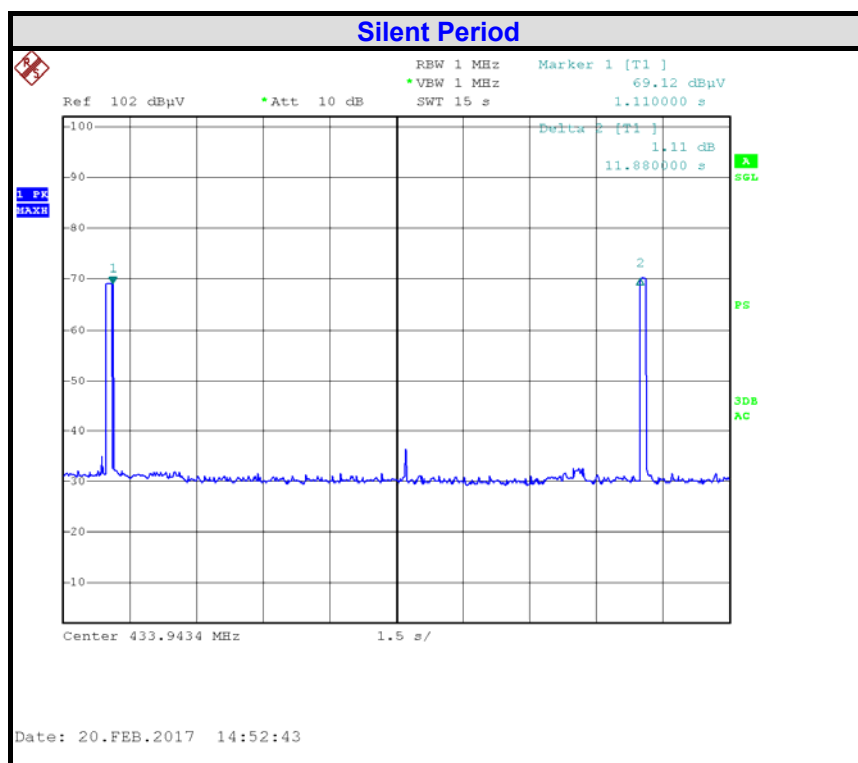
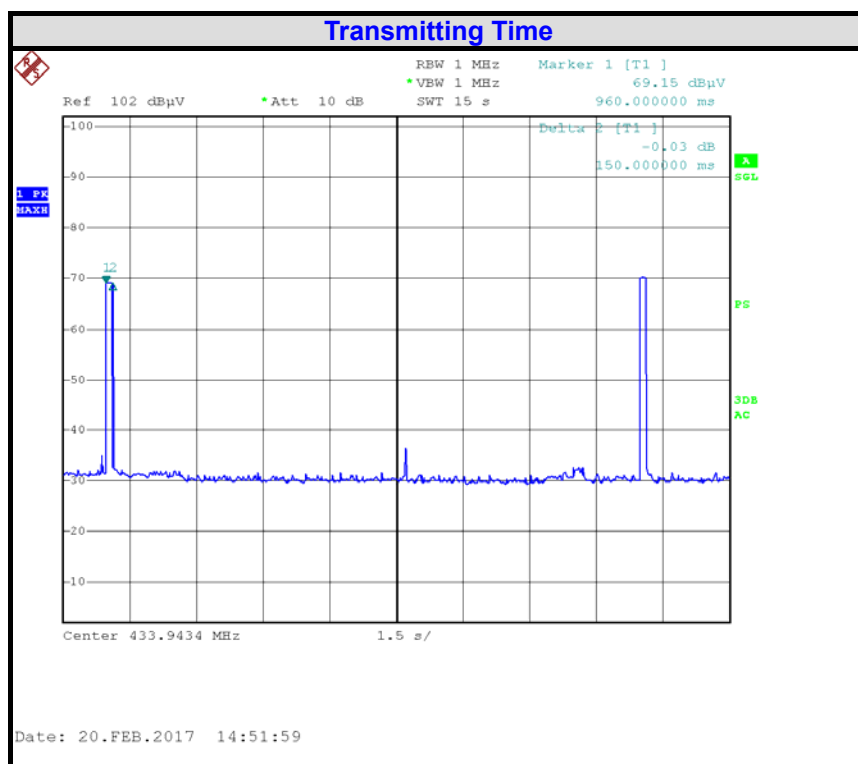
Tel: +86-20-85543113 (32 lines)

Fax: +86-20-38780406

Complaint line: +86-20-85533471

E-mail: cts@cts-lab.com.cn

See Reverse For Terms And Conditions of Service



Copyright of this report is owned by Centre of Testing Service and may not be reproduced other than in full except with the written approval of the issuing Company.

CENTRE OF TESTING SERVICE CO., LTD.

A101, No.65, Zhuji Highway, Tianhe District, Guangzhou, China

Tel: +86-20-85543113 (32 lines)

Fax: +86-20-38780406

Complaint line: +86-20-85533471

E-mail: cts@cts-lab.com.cn

See Reverse For Terms And Conditions of Service



10. Pulse Desensitization Correction Factor

10.1. Test Equipment

| Band Edge Compliance test | | | | | |
|---------------------------|-------------------|-----------------|-----------|------------|------------|
| Item | Test Equipment | Manufacturer | Model No. | Serial No. | Last Cal. |
| 1 | EMI Test Receiver | ROHDE & SCHWARZ | ESCI | 10868 | 2016/10/24 |
| 2 | Log per Antenna | ROHDE & SCHWARZ | HL223 | 100226 | 2016/03/24 |
| 3 | Signal analyzer | ROHDE & SCHWARZ | FSIQ26 | 100311 | 2016/03/24 |

10.2. Test Information

| | |
|-----------------|---|
| EUT: | Digital Multifunction Oven Thermometer |
| M/N: | TP-07S |
| Power supply: | Battery 1.5V*2 |
| Test Condition: | Ambient Temperature: 25°C Humidity: 56% |
| Test standard: | FCC PART 15C: 15.231e |
| Test mode: | Transmitting |
| Test Frequency: | 433.99 MHz |
| Test Date: | 05~09 January 2017 |
| Test By: | Duke |

10.3. Test Results

PASSED.

The testing data was attached in the next pages.

Copyright of this report is owned by Centre of Testing Service and may not be reproduced other than in full except with the written approval of the issuing Company.

CENTRE OF TESTING SERVICE CO., LTD.

A101, No.65, Zhuji Highway, Tianhe District, Guangzhou, China

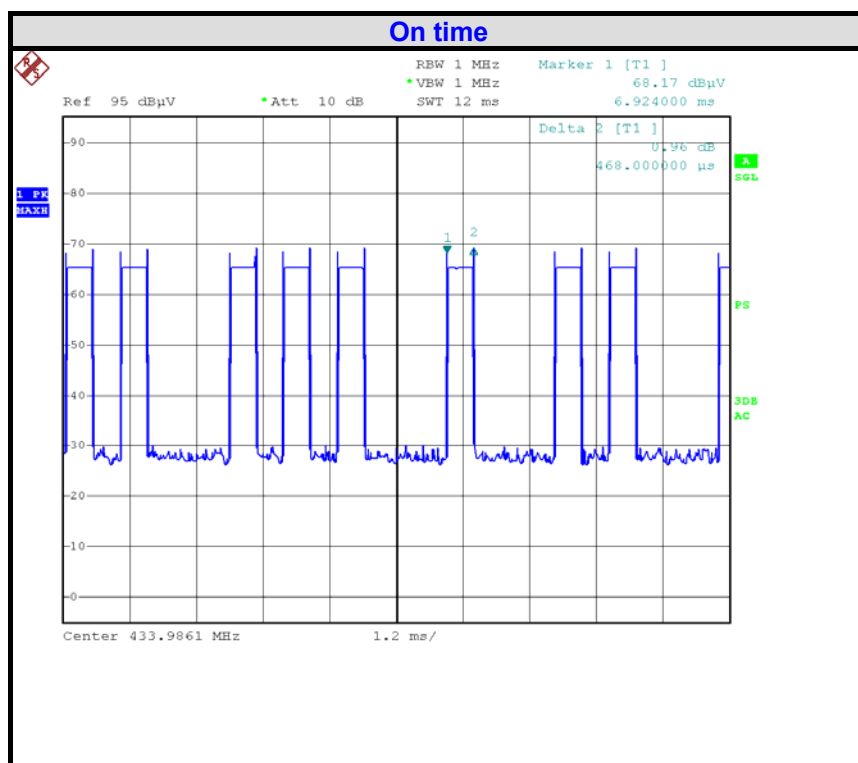
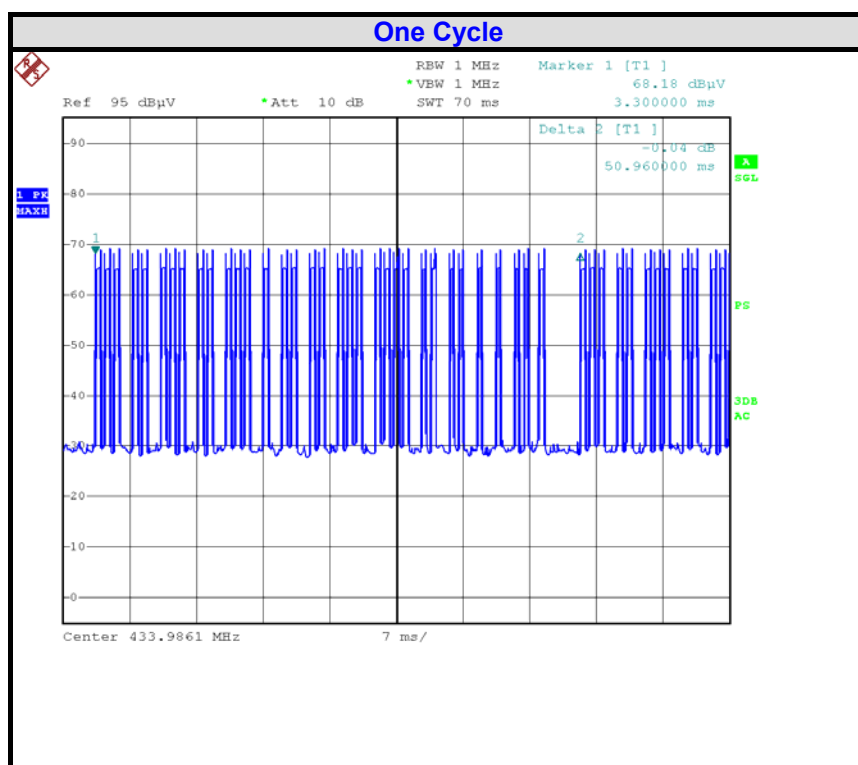
Tel: +86-20-85543113 (32 lines)

Fax: +86-20-38780406

Complaint line: +86-20-85533471

E-mail: cts@cts-lab.com.cn

See Reverse For Terms And Conditions of Service



Copyright of this report is owned by Centre of Testing Service and may not be reproduced other than in full except with the written approval of the issuing Company.

CENTRE OF TESTING SERVICE CO., LTD.

A101, No.65, Zhuji Highway, Tianhe District, Guangzhou, China

Tel: +86-20-85543113 (32 lines)

Fax: +86-20-38780406

Complaint line: +86-20-85533471

E-mail: cts@cts-lab.com.cn

See Reverse For Terms And Conditions of Service

**Test Data**

Ton+off=50.96ms(which exceeds 0.1 seconds,and use the formula Ton/100ms to calculate the duty-cycle correction factor)

Ton=0.468 ms *34=15.91ms

Duty cycle Correction Factor= $20 \cdot \log(\text{Ton}/\text{Ton+off}) = 20 \log 15.91\text{ms}/50.96\text{ms} = -10.11\text{dB}$.

Pulse Desensitization Correction Factor (**PDCF**):

($\text{RBW} > 2/\text{PW} = 2/0.000468\text{s} = 4.3\text{KHz}$)

PW=0.468 ms

T=50.96ms (which exceeds 0.1 seconds,and use the formula Ton/100ms to calculate the duty-cycle correction factor)

PDCFdB= $20 \log \text{PW}/\text{T} = 20 \log 0.468\text{ms}/50.96\text{ms} = -40.74\text{dB}$.

Copyright of this report is owned by Centre of Testing Service and may not be reproduced other than in full except with the written approval of the issuing Company.

CENTRE OF TESTING SERVICE CO., LTD.

A101, No.65, Zhuji Highway,Tianhe District, Guangzhou, China

Tel: +86-20-85543113 (32 lines)

Fax: +86-20-38780406

Complaint line: +86-20-85533471

E-mail: cts@cts-lab.com.cn

See Reverse For Terms And Conditions of Service



11. Antenna Requirements

11.1 Standard Applicable

The EUT is Internal antenna with 0dBi, according to FCC 47 CFR Section 15.203, an intentional radiator shall be designed to ensure that no antenna other than that furnished by the responsible party shall be used with the device.

11.2 Antenna Construction and Directional Gain

Antenna type: Internal antenna

Antenna Gain: 0dBi

12. Manufacturer/ Approval holder Declaration

The following identical model(s):

N/A

Belong to the tested device:

Product description: **Digital Multifunction Oven Thermometer**

Model name: **TP-07S**

Copyright of this report is owned by Centre of Testing Service and may not be reproduced other than in full except with the written approval of the issuing Company.

CENTRE OF TESTING SERVICE CO., LTD.

A101, No.65, Zhuji Highway, Tianhe District, Guangzhou, China

Tel: +86-20-85543113 (32 lines)

Fax: +86-20-38780406

Complaint line: +86-20-85533471

E-mail: cts@cts-lab.com.cn

See Reverse For Terms And Conditions of Service