

10. Outline View

Variant models differ only in case shape, and the difference in case shape does not affect the radio wave characteristics.





Variant model 1	Variant model 2
<p>Top view of Transmitter</p> 	<p>Top view of Transmitter</p> 
<p>Bottom view of Transmitter</p> 	<p>Bottom view of Transmitter</p> 

Fig. 9









Variant model 1	Variant model 2
<p data-bbox="311 409 691 443">Front view of Transmitter</p> 	<p data-bbox="962 409 1342 443">Front view of Transmitter</p> 
<p data-bbox="316 754 686 788">Rear view of Transmitter</p> 	<p data-bbox="967 754 1337 788">Rear view of Transmitter</p> 
<p data-bbox="276 1099 724 1133">Right side view of Transmitter</p> 	<p data-bbox="927 1099 1375 1133">Right side view of Transmitter</p> 
<p data-bbox="287 1444 713 1478">Left side view of Transmitter</p> 	<p data-bbox="938 1444 1364 1478">Left side view of Transmitter</p> 

Fig. 10