

DATA SHEET
SE2574BL-R: 2.4 GHz 802.11b/g/n Power Amplifier

Applications

- IEEE802.11b DSSS WLAN
- IEEE802.11g,n OFDM WLAN
- Embedded, SiP modules

Features

- Dual Mode IEEE802.11b & IEEE802.11g
- Integrated PA, digital bias control, 50Ω input and output match, 3.2GHz TX Filter.
- Integrated harmonic filter.
- Integrated load insensitive Power Detector, with <1dB error at 2:1 mismatch
- 21 dBm Output Power, 802.11b, 11 Mbps
- 18.5dBm @ 3.0 % EVM, 802.11g, 54 Mbps
- 2.3 V to 4.8 V direct to battery supply
- Lead free, Halogen free, ROHS compliant , 2 x2x0.9 mm QFN package, MSL 1

Product Description

The SE2574BL-R is a complete 802.11 b/g WLAN discrete power amplifier. The device provides all the functionality of the power amplifier, power detector, filter, associated input, inter-stage and output matching in an ultra compact 2mm x 2mm x 0.9mm form factor.

The SE2574BL-R is designed for ease of use, with all the critical input and output matching integrated. The SE2574BL-R includes a transmitter power detector with 20 dB of dynamic range and a digital Enable for power on/off control. Harmonic filters and an input 3.2GHz LO rejection filter are integrated on-chip. The power ramp/rise/fall time is 0.7 μs typical.

Ordering Information

Part No.	Package	Remark
SE2574BL-R	8 pin QFN	Samples
SE2574BL-R	8 pin QFN	Tape and Reel
SE2574BL-R-EK1	N/A	Evaluation kit

Functional Block Diagram

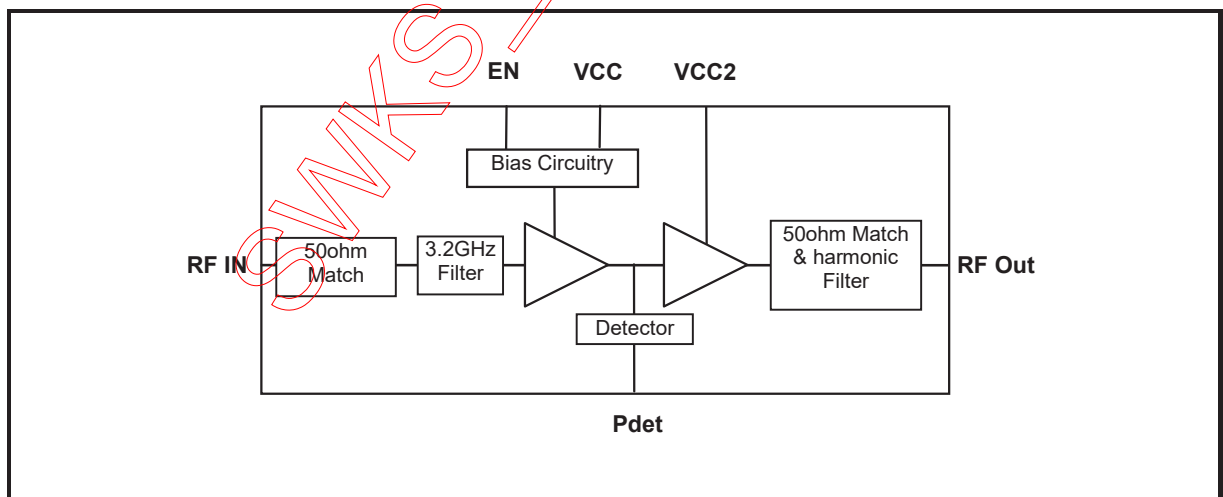


Figure 1: Functional Block Diagram

DATA SHEET
SE2574BL-R: 2.4 GHz 802.11b/g/n Power Amplifier

Pin Out Diagram

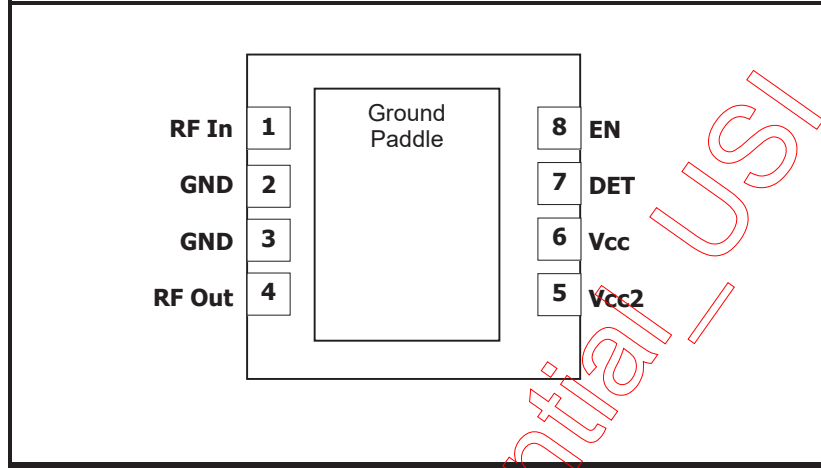


Figure 2: SE2574BL-R Pin Out (Top View Through Package)

Pin Out Description

Pin No.	Name	Description
1	RF In	RF Input (No DC voltage on the pin, but DC short to ground)
2	GND	Ground
3	GND	Ground
4	RF Out	RF Output (No DC voltage on the pin, DC open to ground)
5	VCC2	Final Stage Supply Voltage (May attach directly to battery)
6	VCC	First Stage Supply Voltage (May attach directly to battery)
7	DET	Power Detector Output
8	EN	Power Amplifier Enable
Die paddle	GND	Ground

DATA SHEET
SE2574BL-R: 2.4 GHz 802.11b/g/n Power Amplifier
Absolute Maximum Ratings

These are stress ratings only. Exposure to stresses beyond these maximum ratings may cause permanent damage to, or affect the reliability of the device. Avoid operating the device outside the recommended operating conditions defined below. This device is ESD sensitive. Handling and assembly of this device should be at ESD protected workstations.

Symbol	Definition	Min.	Max.	Unit
VCC	Supply Voltage on VCC	-0.3	5.5	V
EN	DC input on EN	-0.3	4.0	V
TX	RF Input Power. ANT terminated in 50Ω match	-	12.0	dBm
T _A	Operating Temperature Range	-40	85	°C
T _{STG}	Storage Temperature Range	-40	150	°C
ESD _{HBM}	JEDEC JESD22-A114, all pins		1000	V

Recommended Operating Conditions

Symbol	Parameter	Min.	Typ.	Max.	Unit
T _A	Ambient temperature	-40	25	85	°C
VCC	Supply voltage, nominal operation	2.7	3.3	5.0	V
	Supply voltage, output power reduced by 2dB typ	2.3	2.7		

DC Electrical Characteristics

Conditions: VCC = 3.3V, EN = 3.3V, T_A = 25 °C, as measured on Skyworks SE2574BL-R-EK1 evaluation board, all unused ports terminated with 50 ohms, unless otherwise noted.

Symbol	Parameter	Conditions	Min.	Typ.	Max.	Unit
I _{CC-G}	Total Supply Current	54 Mbps OFDM signal, 64QAM 18dBm, VCC = 3.3V	-	140	-	mA
I _{CC-B}	Total Supply Current	11 Mbps CCK signal, BT = 0.45 20dBm, VCC = 3.3V	-	165	-	mA
I _{CQ}	Total Supply Current	No RF VCC = 3.3V	-	110	-	mA
I _{CC_OFF}	Total Supply Current	EN = 0 V, No RF Applied	-	1	10	μA

DATA SHEET
SE2574BL-R: 2.4 GHz 802.11b/g/n Power Amplifier
Logic Characteristics

Conditions: $V_{CC} = 3.3V$, $V_{EN} = 3.3V$, $T_A = 25^\circ C$, as measured on Skyworks SE2574BL-R-EK1 evaluation board, all unused ports terminated with 50 ohms, unless otherwise noted.

Symbol	Parameter	Conditions	Min.	Typ.	Max.	Unit
V_{ENH}	Logic High Voltage (Module On)	-	1.8	-	3.6	V
V_{ENL}	Logic Low Voltage (Module Off)	-	0	-	0.4	V
I_{ENH}	Input Current Logic High Voltage	-	-	160	180	μA
I_{ENL}	Input Current Logic Low Voltage	-	-	20	25	μA

AC Electrical Characteristics
802.11g/n Transmit Characteristics

Conditions: $V_{CC} = 3.3V$, $V_{EN} = 3.3V$, $T_A = 25^\circ C$, as measured on Skyworks SE2574BL-R-EK1 evaluation board, all unused ports terminated with 50 ohms, unless otherwise noted.

Symbol	Parameter	Condition		Min.	Typ.	Max.	Unit
F _{IN}	Frequency Range	-		2400	-	2500	MHz
P _{out}	Output Power, 3.3V	54 Mbps OFDM, 64 QAM, EVM=3%		-	18.5	-	dBm
		11Mbps, CCK, BT=0.45, Mask			21		
P _{1dB}	P1dB	VCC = 3.3V		-	25.0	-	dBm
S ₂₁	Small Signal Gain			25	27	29	dB
ΔS ₂₁	Small Signal Gain Variation	Gain variation over single 20MHz channel		-	0.5	-	dB
		Gain Variation over band		-	-	1.1	
2f	Harmonics	1 Mbps, BPSK,	20dBm, 3.3V	-	-40	-35	dBm/MHz
3f			20dBm, 3.3V	-	-40	-35	dBm/MHz
t _{dr} , t _{df}	Delay & rise/fall Time	50 % of V _{EN} edge and 90/10 % of final output power level		-	0.7	-	μs
S ₁₁	Input Return Loss	-		10	15	-	dB
STAB	Stability	CW, P _{OUT} = 20 dBm, VCC = 3.3V 0.1 GHz – 20 GHz Load VSWR = 10:1		All non-harmonically related outputs less than -42 dBm/MHz			
RU	Ruggedness	P _{IN} = 12dBm, VCC = 3.3V Load VSWR = 10:1		No permanent damage			

DATA SHEET
SE2574BL-R: 2.4 GHz 802.11b/g/n Power Amplifier
Power Detector Characteristics

Conditions: $V_{CC} = 3.3V$, $V_{EN} = 3.3V$, $T_A = 25^\circ C$, as measured on Skyworks SE2574BL-R-EK1 evaluation board, all unused ports terminated with 50 ohms, unless otherwise noted.

Symbol	Parameter	Condition	$V_{CC} = 3.3V$			Unit
			Min.	Typ.	Max.	
F_{OUT}	Frequency Range	-	2400	-	2500	MHz
PDR	Power detect range, CW	Measured at ANT	0	-	23	dBm
PDZ_{src}	DC source impedance on PD_{OUT}	-	-	1	-	k Ω
PDV_{NoRF}	Output Voltage, $P_{OUT} = \text{No RF}$	Measured into 1M Ω	-	0.10	-	V
PDV_{p16}	Output Voltage, $P_{OUT} = 16 \text{ dBm CW}$	Measured into 1M Ω	-	0.50	-	V
PDV_{p19}	Output Voltage, $P_{OUT} = 19 \text{ dBm CW}$	Measured into 1M Ω	-	0.70	-	V
PDV_{p22}	Output Voltage, $P_{OUT} = 22 \text{ dBm CW}$	Measured into 1M Ω	-	1.0	-	V
LPF_{-3dB}	Power detect low pass filter -3dB corner frequency	Measured into 1M Ω		2.5		MHz

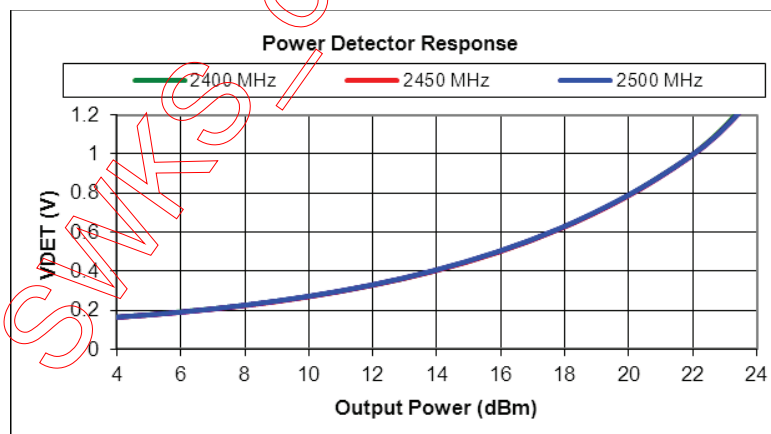


Figure 3: SE2574BL-R Power Detector Characteristics

DATA SHEET
SE2574BL-R: 2.4 GHz 802.11b/g/n Power Amplifier

Package Diagram

This package is Pb free and RoHS compliant. The product is rated MSL 1.

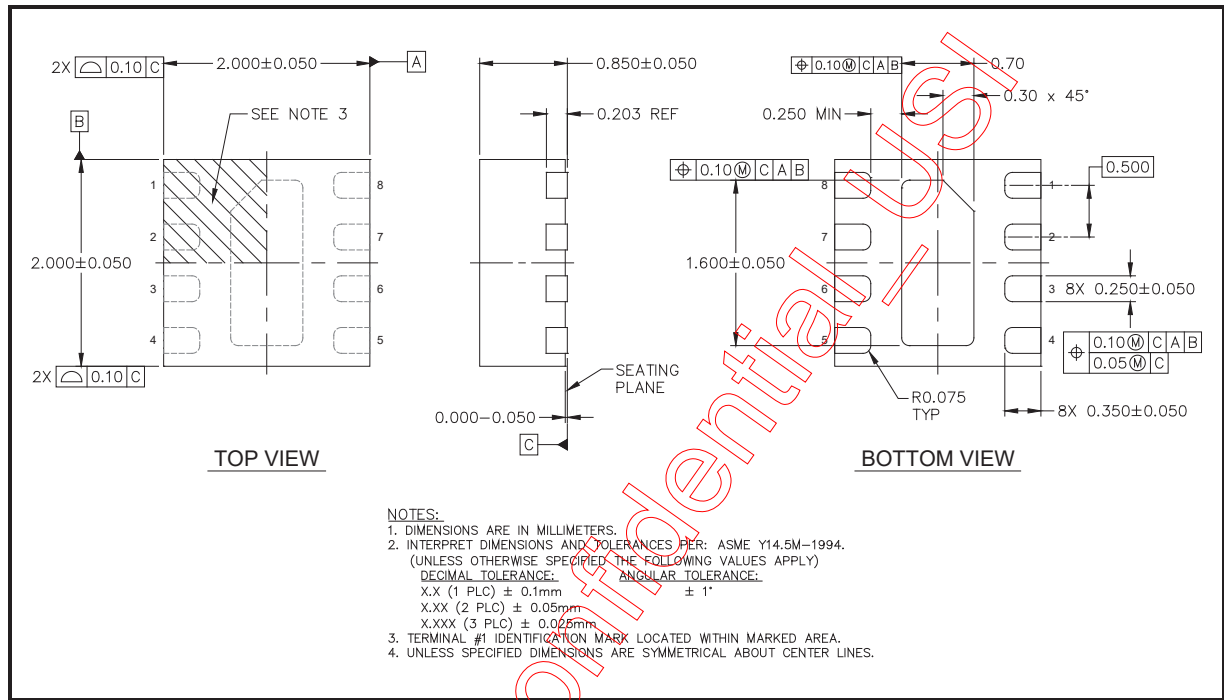


Figure 4: SE2574BL-R Package Diagram

BOARD METAL & VIA PATTERN
(NOTE 4)

SOLDER MASK PATTERN
(NOTE 6)

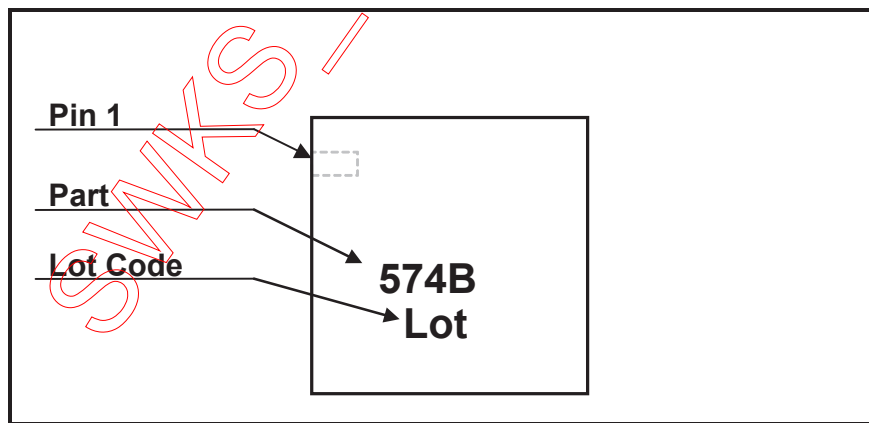
STENCIL PATTERN
(NOTE 5)

61% SOLDER COVERAGE ON
CENTER PAD

NOTES:

1. ALL DIMENSIONS ARE IN MILLIMETERS.
2. INTERPRET DIMENSIONING AND TOLERANCING PER ASME Y14.5M-1994.
3. UNLESS SPECIFIED DIMENSIONS ARE SYMMETRICAL ABOUT CENTER LINES.
4. VIA HOLE RECOMMENDATIONS: 30-35um Cu VIA WALL PLATING, VIA HOLES SHOULD BE TENTED WITH SOLDER MASK ON THE BACKSIDE AND FILLED WITH SOLDER.
5. STENCIL RECOMMENDATIONS: 0.125mm STENCIL THICKNESS, LASER CUT APERTURES, TRAPEZODIAL WALLS AND ROUNDED CORNERS WILL OFFER BETTER PASTE RELEASE.
6. SOLDER MASK RECOMMENDATIONS: CONTACT BOARD FABRIACTOR FOR RECOMMENDED SOLDER MASK OFFSET AND TOLERANCE.

Branding Information



Skyworks Solutions, Inc. • Phone [781] 376-3000 • Fax [781] 376-3100 • sales@skyworksinc.com • www.skyworksinc.com
202675A • Skyworks Proprietary Information • Products and Product Information are Subject to Change Without Notice • January 21, 2013

DATA SHEET
SE2574BL-R: 2.4 GHz 802.11b/g/n Power Amplifier

Package Handling Information

Because of its sensitivity to moisture absorption, instructions on the shipping container label must be followed regarding exposure to moisture after the container seal is broken, otherwise, problems related to moisture absorption may occur when the part is subjected to high temperature during solder assembly. The SE2574BL-R is capable of withstanding a Pb free solder reflow. Care must be taken when attaching this product, whether it is done manually or in a production solder reflow environment. If the part is manually attached, precaution should be taken to insure that the device is not subjected to temperatures above its rated peak temperature for an extended period of time. For details on both attachment techniques, precautions, and handling procedures recommended by Skyworks, please refer to:

- Skyworks Application Note: "QFN solder reflow and rework information application note", Document Number QAD-00045
- Skyworks Application Note: "Handling, packing, shipping and use of moisture sensitive QFN application note", Document Number QAD-00044

Tape and Reel Information

Parameter	Value
Devices Per Reel	3000
Reel Diameter	7 inches
Tape Width	8 millimeters

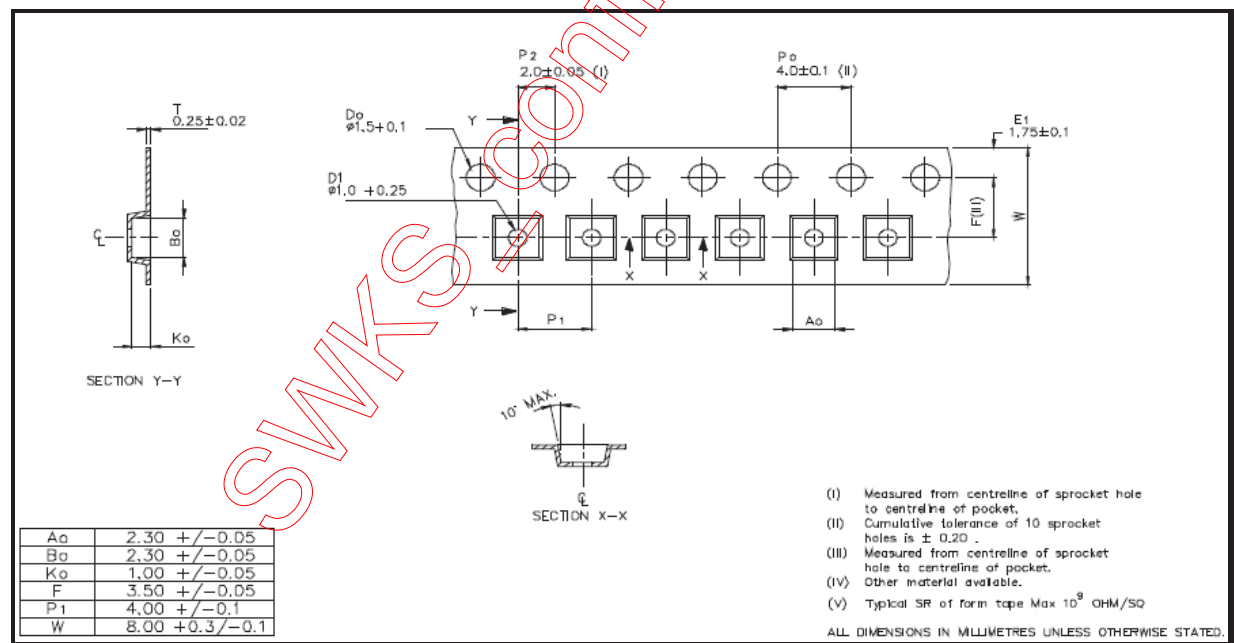


Figure 8: SE2574BL-R Tape and Reel Information

DATA SHEET
SE2574BL-R: 2.4 GHz 802.11b/g/n Power Amplifier

Document Change History

Revision	Date	Notes
1.0	February-10-2011	Created
1.1	February-24-2011	Updated POD
1.2	April-28-2011	Updated Part marking and updated specification
1.3	December-16-2011	Updated specifications
1.4	February-27-2012	Updated Tape and reel information.

Copyright © 2013 Skyworks Solutions, Inc. All Rights Reserved.

Information in this document is provided in connection with Skyworks Solutions, Inc. ("Skyworks") products or services. These materials, including the information contained herein, are provided by Skyworks as a service to its customers and may be used for informational purposes only by the customer. Skyworks assumes no responsibility for errors or omissions in these materials or the information contained herein. Skyworks may change its documentation, products, services, specifications or product descriptions at any time, without notice. Skyworks makes no commitment to update the materials or information and shall have no responsibility whatsoever for conflicts, incompatibilities, or other difficulties arising from any future changes.

No license, whether express, implied, by estoppel or otherwise, is granted to any intellectual property rights by this document. Skyworks assumes no liability for any materials, products or information provided hereunder, including the sale, distribution, reproduction or use of Skyworks products, information or materials, except as may be provided in Skyworks Terms and Conditions of Sale.

THE MATERIALS, PRODUCTS AND INFORMATION ARE PROVIDED "AS IS" WITHOUT WARRANTY OF ANY KIND, WHETHER EXPRESS, IMPLIED, STATUTORY, OR OTHERWISE, INCLUDING FITNESS FOR A PARTICULAR PURPOSE OR USE, MERCHANTABILITY, PERFORMANCE, QUALITY OR NON-INFRINGEMENT OF ANY INTELLECTUAL PROPERTY RIGHT; ALL SUCH WARRANTIES ARE HEREBY EXPRESSLY DISCLAIMED. SKYWORKS DOES NOT WARRANT THE ACCURACY OR COMPLETENESS OF THE INFORMATION, TEXT, GRAPHICS OR OTHER ITEMS CONTAINED WITHIN THESE MATERIALS. SKYWORKS SHALL NOT BE LIABLE FOR ANY DAMAGES, INCLUDING BUT NOT LIMITED TO ANY SPECIAL, INDIRECT, INCIDENTAL, STATUTORY, OR CONSEQUENTIAL DAMAGES, INCLUDING WITHOUT LIMITATION, LOST REVENUES OR LOST PROFITS THAT MAY RESULT FROM THE USE OF THE MATERIALS OR INFORMATION, WHETHER OR NOT THE RECIPIENT OF MATERIALS HAS BEEN ADVISED OF THE POSSIBILITY OF SUCH DAMAGE.

Skyworks products are not intended for use in medical, lifesaving or life-sustaining applications, or other equipment in which the failure of the Skyworks products could lead to personal injury, death, physical or environmental damage. Skyworks customers using or selling Skyworks products for use in such applications do so at their own risk and agree to fully indemnify Skyworks for any damages resulting from such improper use or sale.

Customers are responsible for their products and applications using Skyworks products, which may deviate from published specifications as a result of design defects, errors, or operation of products outside of published parameters or design specifications. Customers should include design and operating safeguards to minimize these and other risks. Skyworks assumes no liability for applications assistance, customer product design, or damage to any equipment resulting from the use of Skyworks products outside of stated published specifications or parameters.

Skyworks, the Skyworks symbol, and "Breakthrough Simplicity" are trademarks or registered trademarks of Skyworks Solutions, Inc., in the United States and other countries. Third-party brands and names are for identification purposes only, and are the property of their respective owners. Additional information, including relevant terms and conditions, posted at www.skyworksinc.com, are incorporated by reference.