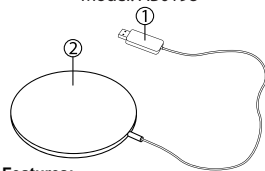


88.9 mm

206.2 mm

## Ultra Thin Wireless Charging Pad

Instruction Manual  
Item: SM-2819  
Model: AB0198



### Features:

1. USB Input Cable
2. Wireless Charging Surface

### What's included:

- 1 x Wireless Charging Pad
- 1 x Instruction Manual

### Tech Specifications

- Input power: 5V/1.5A
- Wireless Charging Output: 5V/1A

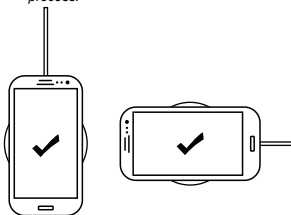
### INSTRUCTIONS:

#### 1. Wireless Charging Function:

- Connect the wireless charging pad to a power source using the USB input cable(1).
- Once connected the LED indicator will flash WHITE once indicating the device is in standby mode and is ready to begin charging.
- Place the wireless charging supported device on the charging surface(2), the device will begin to charge automatically.

(LED will glow WHITE when device is charging).

**\*\* Note: When wireless charging, if the LED indicator is flashing the device is either NOT a wireless charging device or there is an object between the device and charging surface interfering with the charging process.**



### SAFETY PRECAUTIONS:

1. WARNING-When using this product, basic precautions should always be followed, including the following:
  2. Read all the instructions before using the product.
  3. To reduce the risk of injury, close supervision is necessary when the product is used near children.
  4. Do not expose the device to moisture.
  5. Do not use the device in excess of its output rating. Overload outputs above rating may result in a risk of fire or injury.
  6. Do not use the device if damaged or modified.
  7. Damaged or modified batteries may exhibit unpredictable behavior resulting in fire, explosion or risk of injury.

8. Do not disassemble the device. Take it to a qualified service person when service or repair is required. Incorrect reassembly may result in a risk of fire or injury.
9. Do not expose the device to fire or excessive temperature. Exposure to fire or temperatures above 212°F may cause explosion.
10. Have servicing performed by a qualified repair person using only identical replacement parts.
11. This will ensure that the safety of the product is maintained.
12. Do not overcharge phone. Unit may get hot with excessive use. Remove phone when it is fully charged. Never charge for more than 7 hours at a time.
13. Attachments on the back of your phone can impede the effectiveness of the wireless charger, and lead to overheating. Please remove attachments from the phone before charging on this device.

### FCC Statements

This device complies with part 15 of the FCC rules. Operation is subject to the following two conditions

- (1) this device may not cause harmful interference, and
- (2) this device must accept any interference received, including interference that may cause undesired operation.

### Warning:

- (1) Changes or modifications not expressly approved by the party responsible for
- (2) compliance could void the user's authority to operate the equipment.

NOTE: This equipment has been tested and found to comply with the limits for a Class B digital device, pursuant to part 15 of the FCC Rules. These limits are designed to provide reasonable protection against harmful interference in a residential

installation. This equipment generates uses and can radiate radio frequency energy and, if not installed and used in accordance with the instructions, may cause harmful interference to radio communications. However, there is no guarantee that interference will not occur in a particular installation. If this equipment does cause harmful interference to radio or television reception, which can be determined by turning the equipment off and on, the user is encouraged to try to correct the interference by one or more of the following measures:

- Reorient or relocate the receiving antenna.
- Increase the separation between the equipment and receiver.
- Connect the equipment into an outlet on a circuit different from that to which the receiver is connected.
- Consult the dealer or an experienced radio/TV technician for help

### IC Statement

This device contains licence-exempt transmitter (s)/receiver(s) that comply with Innovation, Science and Economic Development Canada's licence-exempt RSS(s). Operation is subject to the following two conditions:

- (1) This device may not cause interference.
- (2) This device must accept any interference, including interference that may cause undesired operation of the device.

L'émetteur/récepteur exempt de licence contenu dans le présent appareil est conforme aux CNR d'Innovation, Sciences et Développement économique Canada applicables aux appareils radio exempts de licence. L'exploitation est autorisée aux deux conditions suivantes:

- (1) L'appareil ne doit pas produire de brouillage;
- (2) L'appareil doit accepter tout brouillage radioélectrique subi, même si le brouillage est susceptible d'en compromettre le

fonctionnement.  
Radio Frequency Exposure Statement for IC  
This equipment complies with IC exposure limits set forth for an uncontrolled environment. This equipment shall be installed and operated with minimum distance 10cm between the radiator & body.  
Cet équipement est conforme aux limites d'exposition IC définies pour un environnement non contrôlé. Cet équipement doit être installé et utilisé avec une distance minimale de 10cm entre le radiateur et la carrosserie.

CAN ICES-3 (B) / NMB-3 (B)

This Class B digital apparatus complies with Canadian ICES-003.

(Cet appareil numérique de la Classe B conforme à la norme NMB-003 du Canada).

### FCC Radiation Exposure Statement

The device has been evaluated to meet general RF exposure requirement.  
The device can be used in mobile(min20cm) exposure condition.


Name of the Distributor:

Bulletline Inc  
Address of the Distributor:  
6301 East 10th Avenue,  
Suite 110  
Hialeah, FL 33013 USA.  
WWW.PCNA.COM

IC: 30190-AB0198

FCC ID: 2BAUN-AB0198-1

Made in Laos



31.2MM

20MM

2.7MM FSC

