LTE Band 41, BW: 15MHz
16QAM & RB Size 1

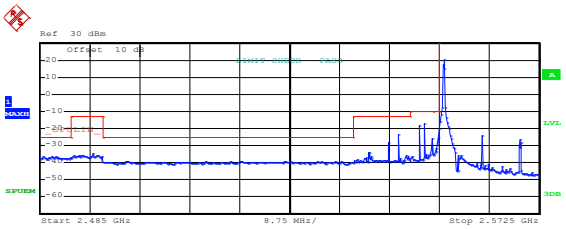

Start [Hz]	Stop [Hz]	RBW [Hz]	Freq [Hz]	PwrAbs [dBm]	ΔLimit [dB]
2.485 G	2.490 G	1.00 M	2.485495 G	-36.42	-11.42
2.490 G	2.496 G	1.00 M	2.494191 G	-34.81	-21.81
2.496 G	2.540 G	1.00 M	2.520129 G	-39.06	-14.06
2.540 G	2.550 G	1.00 M	2.547823 G	-23.36	-10.36
2.550 G	2.554 G	1.00 M	2.552387 G	-17.06	-7.06
2.554 G	2.555 G	30.00 k	2.554973 G	-25.01	-15.01
2.555 G	2.572 G	100.00 k	2.555788 G	20.14	-12.86

Date: 4.SEP.2019 14:47:26

Lowest channel

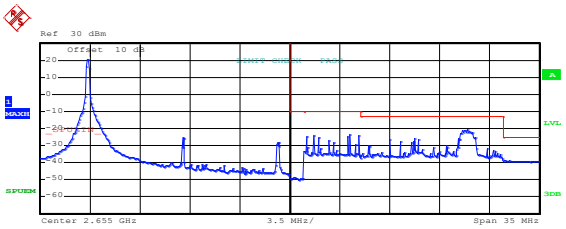

Start [Hz]	Stop [Hz]	RBW [Hz]	Freq [Hz]	PwrAbs [dBm]	ΔLimit [dB]
2.638 G	2.655 G	100.00 k	2.640808 G	20.53	-12.47
2.655 G	2.656 G	30.00 k	2.655367 G	-48.75	-38.75
2.656 G	2.660 G	1.00 M	2.659188 G	-23.67	-13.67
2.660 G	2.670 G	1.00 M	2.667480 G	-20.76	-7.76
2.670 G	2.672 G	1.00 M	2.670070 G	-38.77	-13.77

Date: 4.SEP.2019 13:50:42

Highest channel

16QAM & RB Size 75

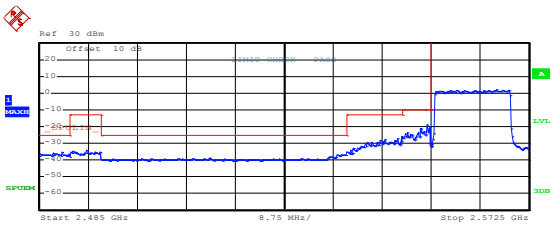

Start [Hz]	Stop [Hz]	RBW [Hz]	Freq [Hz]	PwrAbs [dBm]	ΔLimit [dB]
2.485 G	2.490 G	1.00 M	2.488971 G	-35.05	-10.05
2.490 G	2.496 G	1.00 M	2.493387 G	-34.21	-21.21
2.496 G	2.540 G	1.00 M	2.539290 G	-36.77	-11.77
2.540 G	2.550 G	1.00 M	2.549839 G	-25.82	-12.82
2.550 G	2.554 G	1.00 M	2.553194 G	-20.93	-10.93
2.554 G	2.555 G	300.00 k	2.554324 G	-18.80	-8.80
2.555 G	2.572 G	100.00 k	2.566760 G	2.20	-30.80

Date: 4.SEP.2019 14:48:12

Lowest channel

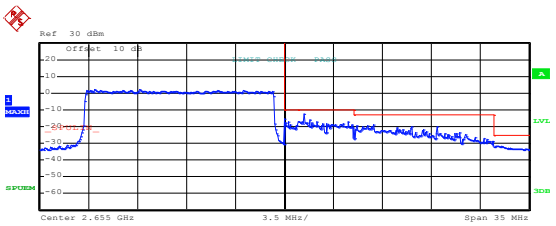

Start [Hz]	Stop [Hz]	RBW [Hz]	Freq [Hz]	PwrAbs [dBm]	ΔLimit [dB]
2.638 G	2.655 G	100.00 k	2.641437 G	2.38	-30.62
2.655 G	2.656 G	300.00 k	2.655007 G	-15.39	-5.39
2.656 G	2.660 G	1.00 M	2.656396 G	-12.32	-2.32
2.660 G	2.670 G	1.00 M	2.661370 G	-19.00	-6.00
2.670 G	2.672 G	1.00 M	2.670317 G	-31.61	-6.61

Date: 4.SEP.2019 13:51:36

Highest channel

LTE Band 41, BW: 15MHz
QPSK & RB Size 1

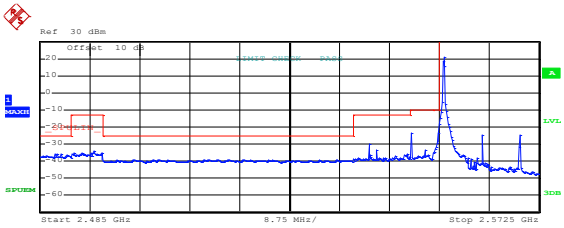

Start [Hz]	Stop [Hz]	RBW [Hz]	Freq [Hz]	PwrAbs [dBm]	ΔLimit [dB]
2.485 G	2.490 G	1.00 M	2.487668 G	-35.91	-10.91
2.490 G	2.496 G	1.00 M	2.494383 G	-33.96	-20.96
2.496 G	2.540 G	1.00 M	2.537161 G	-39.09	-14.09
2.540 G	2.550 G	1.00 M	2.542742 G	-30.06	-17.06
2.550 G	2.554 G	1.00 M	2.550032 G	-23.79	-13.79
2.554 G	2.555 G	30.00 k	2.554987 G	-23.36	-13.36
2.555 G	2.572 G	100.00 k	2.555858 G	21.22	-11.78

Date: 4.SEP.2019 14:47:38

Lowest channel

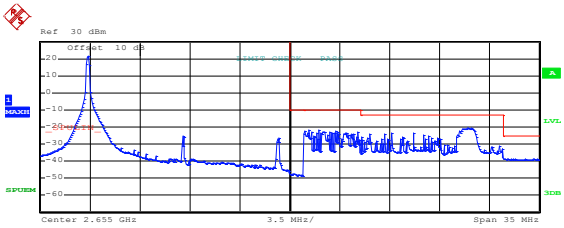

Start [Hz]	Stop [Hz]	RBW [Hz]	Freq [Hz]	PwrAbs [dBm]	ΔLimit [dB]
2.638 G	2.655 G	100.00 k	2.640843 G	21.49	-11.51
2.655 G	2.656 G	30.00 k	2.655179 G	-47.18	-37.18
2.656 G	2.660 G	1.00 M	2.656348 G	-21.46	-11.46
2.660 G	2.670 G	1.00 M	2.667720 G	-20.57	-7.57
2.670 G	2.672 G	1.00 M	2.672380 G	-38.71	-13.71

Date: 4.SEP.2019 13:50:09

Highest channel

QPSK & RB Size 75

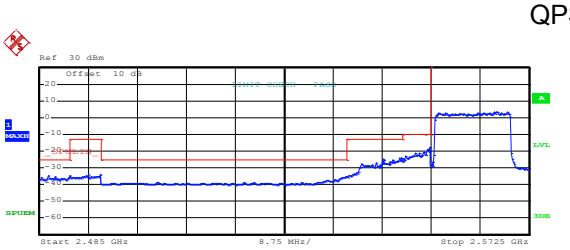

Start [Hz]	Stop [Hz]	RBW [Hz]	Freq [Hz]	PwrAbs [dBm]	ΔLimit [dB]
2.485 G	2.490 G	1.00 M	2.486595 G	-34.68	-9.68
2.490 G	2.496 G	1.00 M	2.495940 G	-33.93	-20.93
2.496 G	2.540 G	1.00 M	2.539645 G	-35.76	-10.76
2.540 G	2.550 G	1.00 M	2.549919 G	-24.02	-11.02
2.550 G	2.554 G	1.00 M	2.553742 G	-20.43	-10.43
2.554 G	2.555 G	300.00 k	2.554982 G	-17.93	-7.93
2.555 G	2.572 G	100.00 k	2.566883 G	3.37	-29.63

Date: 4.SEP.2019 14:48:05

Lowest channel

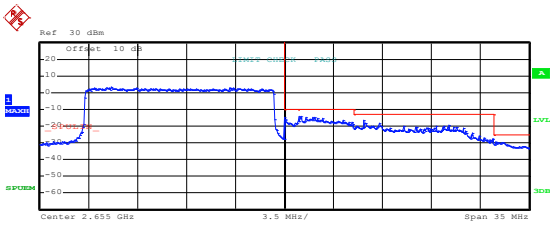

Start [Hz]	Stop [Hz]	RBW [Hz]	Freq [Hz]	PwrAbs [dBm]	ΔLimit [dB]
2.638 G	2.655 G	100.00 k	2.642610 G	3.24	-29.76
2.655 G	2.656 G	300.00 k	2.655012 G	-14.74	-4.74
2.656 G	2.660 G	1.00 M	2.656204 G	-14.32	-4.32
2.660 G	2.670 G	1.00 M	2.660650 G	-16.31	-3.31
2.670 G	2.672 G	1.00 M	2.670097 G	-29.62	-4.62

Date: 4.SEP.2019 13:51:25

Highest channel

LTE Band 41, BW: 20MHz
16QAM & RB Size 1

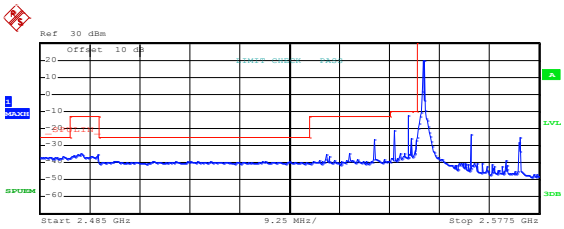

Start [Hz]	Stop [Hz]	RBW [Hz]	Freq [Hz]	PwrAbs [dBm]	ΔLimit [dB]
2.485 G	2.490 G	1.00 M	2.489329 G	-36.10	-11.10
2.490 G	2.496 G	1.00 M	2.492656 G	-34.77	-21.77
2.496 G	2.535 G	1.00 M	2.526194 G	-39.00	-14.00
2.535 G	2.550 G	1.00 M	2.546855 G	-26.72	-13.72
2.550 G	2.554 G	1.00 M	2.553161 G	-12.57	-2.57
2.554 G	2.555 G	30.00 k	2.554970 G	-26.98	-16.98
2.555 G	2.578 G	100.00 k	2.556080 G	19.88	-13.12

Date: 4.SEP.2019 14:49:44

Lowest channel

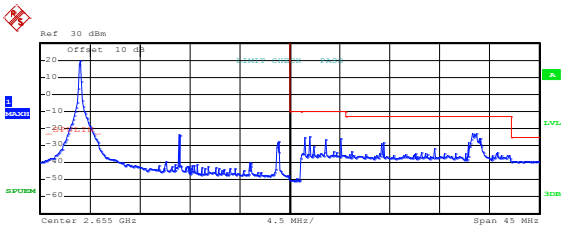

Start [Hz]	Stop [Hz]	RBW [Hz]	Freq [Hz]	PwrAbs [dBm]	ΔLimit [dB]
2.632 G	2.655 G	100.00 k	2.636077 G	19.54	-13.46
2.655 G	2.656 G	30.00 k	2.655615 G	-49.23	-39.23
2.656 G	2.660 G	1.00 M	2.656808 G	-24.54	-14.54
2.660 G	2.675 G	1.00 M	2.671820 G	-22.90	-9.90
2.675 G	2.678 G	1.00 M	2.675670 G	-39.22	-14.22

Date: 4.SEP.2019 14:11:31

Highest channel

16QAM & RB Size 100

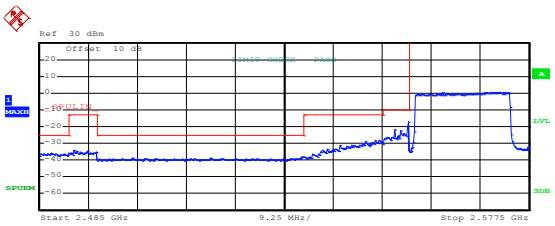

Start [Hz]	Stop [Hz]	RBW [Hz]	Freq [Hz]	PwrAbs [dBm]	ΔLimit [dB]
2.485 G	2.490 G	1.00 M	2.487239 G	-36.04	-11.04
2.490 G	2.496 G	1.00 M	2.491550 G	-33.95	-20.95
2.496 G	2.535 G	1.00 M	2.534685 G	-38.42	-13.42
2.535 G	2.550 G	1.00 M	2.549153 G	-28.20	-15.20
2.550 G	2.554 G	1.00 M	2.552097 G	-21.70	-11.70
2.554 G	2.555 G	300.00 k	2.554982 G	-16.84	-6.84
2.555 G	2.578 G	100.00 k	2.571785 G	0.75	-32.25

Date: 4.SEP.2019 14:50:10

Lowest channel

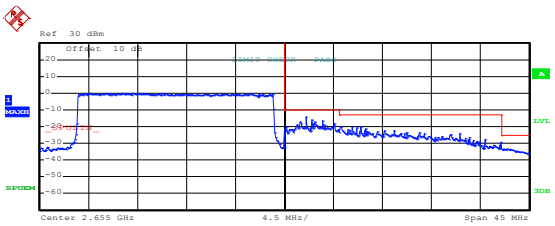

Start [Hz]	Stop [Hz]	RBW [Hz]	Freq [Hz]	PwrAbs [dBm]	ΔLimit [dB]
2.632 G	2.655 G	100.00 k	2.638980 G	-0.01	-33.01
2.655 G	2.656 G	300.00 k	2.655138 G	-20.08	-10.08
2.656 G	2.660 G	1.00 M	2.656948 G	-14.03	-4.03
2.660 G	2.675 G	1.00 M	2.660135 G	-19.85	-6.85
2.675 G	2.678 G	1.00 M	2.675282 G	-32.93	-7.93

Date: 4.SEP.2019 14:10:45

Highest channel

LTE Band 41, BW: 20MHz
QPSK & RB Size 1

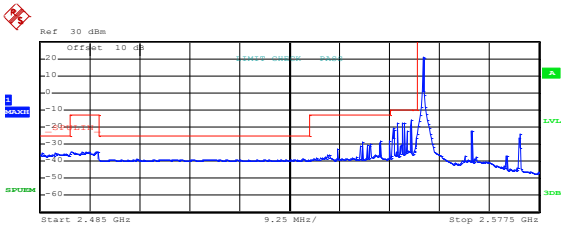

Start [Hz]	Stop [Hz]	RBW [Hz]	Freq [Hz]	PwrAbs [dBm]	ΔLimit [dB]
2.485 G	2.490 G	1.00 M	2.485424 G	-34.92	-9.92
2.490 G	2.496 G	1.00 M	2.495906 G	-34.48	-21.48
2.496 G	2.535 G	1.00 M	2.500089 G	-38.66	-13.66
2.535 G	2.550 G	1.00 M	2.549758 G	-27.90	-14.90
2.550 G	2.554 G	1.00 M	2.553935 G	-16.15	-6.15
2.554 G	2.555 G	30.00 k	2.554994 G	-26.41	-16.41
2.555 G	2.578 G	100.00 k	2.556080 G	20.87	-12.13

Date: 4.SEP.2019 14:49:29

Lowest channel

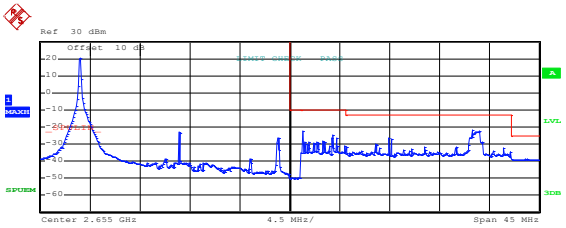

Start [Hz]	Stop [Hz]	RBW [Hz]	Freq [Hz]	PwrAbs [dBm]	ΔLimit [dB]
2.632 G	2.655 G	100.00 k	2.636077 G	20.60	-12.40
2.655 G	2.656 G	30.00 k	2.655251 G	-48.93	-38.93
2.656 G	2.660 G	1.00 M	2.656156 G	-22.61	-12.61
2.660 G	2.675 G	1.00 M	2.671460 G	-21.98	-8.98
2.675 G	2.678 G	1.00 M	2.676270 G	-38.78	-13.78

Date: 4.SEP.2019 14:11:21

Highest channel

QPSK & RB Size 100

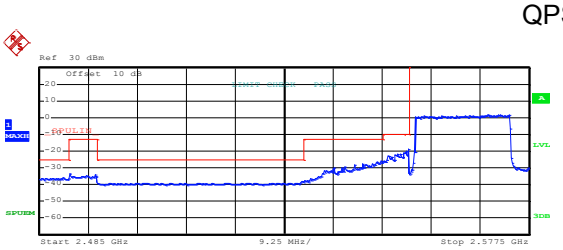

Start [Hz]	Stop [Hz]	RBW [Hz]	Freq [Hz]	PwrAbs [dBm]	ΔLimit [dB]
2.485 G	2.490 G	1.00 M	2.489389 G	-35.80	-10.80
2.490 G	2.496 G	1.00 M	2.490720 G	-33.72	-20.72
2.496 G	2.535 G	1.00 M	2.534371 G	-38.51	-13.51
2.535 G	2.550 G	1.00 M	2.549516 G	-25.88	-12.88
2.550 G	2.554 G	1.00 M	2.554000 G	-21.09	-11.09
2.554 G	2.555 G	300.00 k	2.554747 G	-19.11	-9.11
2.555 G	2.578 G	100.00 k	2.573698 G	1.78	-31.22

Date: 4.SEP.2019 14:50:00

Lowest channel

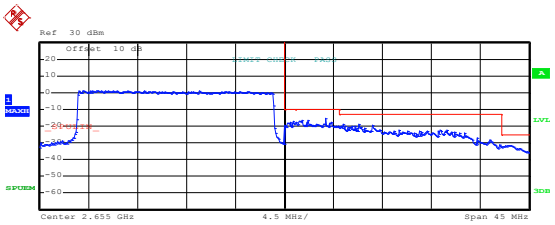

Start [Hz]	Stop [Hz]	RBW [Hz]	Freq [Hz]	PwrAbs [dBm]	ΔLimit [dB]
2.632 G	2.655 G	100.00 k	2.637720 G	1.32	-31.68
2.655 G	2.656 G	300.00 k	2.655848 G	-17.15	-7.15
2.656 G	2.660 G	1.00 M	2.658732 G	-15.09	-5.09
2.660 G	2.675 G	1.00 M	2.661800 G	-18.99	-5.99
2.675 G	2.678 G	1.00 M	2.675510 G	-31.43	-6.43

Date: 4.SEP.2019 14:10:34

Highest channel

LTE Band 66 part:

LTE Band 66, BW: 1.4MHz
16QAM & RB Size 1

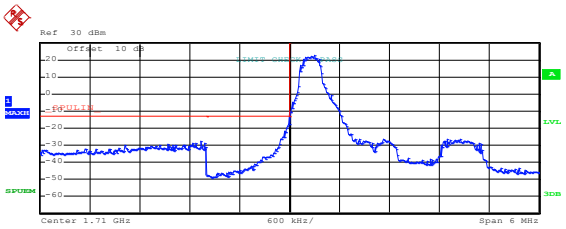

Start [Hz]	Stop [Hz]	RBW [Hz]	Freq [Hz]	PwrAbs [dBm]	ΔLimit [dB]
1.707 G	1.709 G	1.00 M	1.708936 G	-27.36	-14.36
1.709 G	1.710 G	30.00 k	1.709985 G	-17.74	-4.74
1.710 G	1.713 G	100.00 k	1.710294 G	22.41	-10.59

Date: 4.SEP.2019 17:34:47

Lowest channel

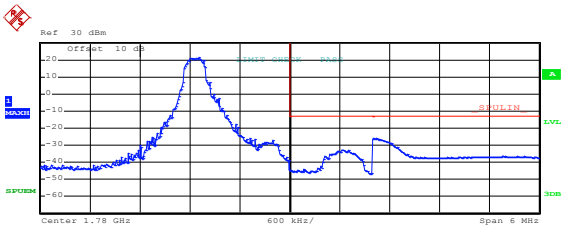

Start [Hz]	Stop [Hz]	RBW [Hz]	Freq [Hz]	PwrAbs [dBm]	ΔLimit [dB]
1.777 G	1.780 G	100.00 k	1.778902 G	21.39	-11.61
1.780 G	1.781 G	30.00 k	1.780645 G	-32.66	-19.66
1.781 G	1.783 G	1.00 M	1.781042 G	-25.84	-12.84

Date: 4.SEP.2019 17:33:57

Highest channel

16QAM & RB Size 6

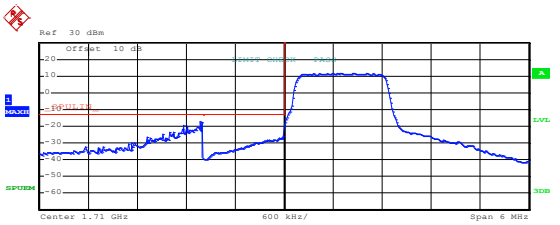

Start [Hz]	Stop [Hz]	RBW [Hz]	Freq [Hz]	PwrAbs [dBm]	ΔLimit [dB]
1.707 G	1.709 G	1.00 M	1.708968 G	-17.12	-4.12
1.709 G	1.710 G	30.00 k	1.709992 G	-26.08	-13.08
1.710 G	1.713 G	100.00 k	1.711016 G	11.81	-21.19

Date: 4.SEP.2019 17:35:28

Lowest channel

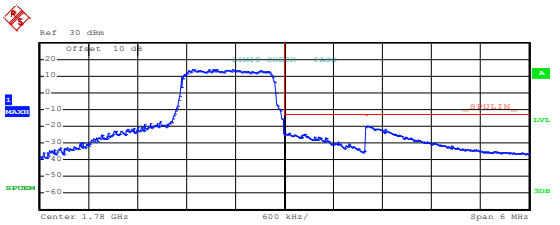

Start [Hz]	Stop [Hz]	RBW [Hz]	Freq [Hz]	PwrAbs [dBm]	ΔLimit [dB]
1.777 G	1.780 G	100.00 k	1.779175 G	14.16	-18.84
1.780 G	1.781 G	30.00 k	1.780061 G	-23.36	-10.36
1.781 G	1.783 G	1.00 M	1.781026 G	-20.16	-7.16

Date: 4.SEP.2019 17:33:36

Highest channel

LTE Band 66, BW: 1.4MHz

QPSK & RB Size 1

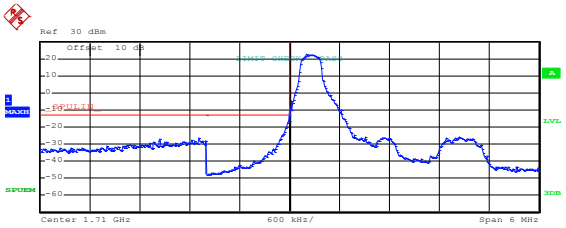

Start [Hz]	Stop [Hz]	RBW [Hz]	Freq [Hz]	PwrAbs [dBm]	ΔLimit [dB]
1.707 G	1.709 G	1.00 M	1.708912 G	-26.67	-13.67
1.709 G	1.710 G	30.00 k	1.709993 G	-16.56	-3.56
1.710 G	1.713 G	100.00 k	1.710204 G	22.44	-10.56

Date: 4.SEP.2019 17:34:40

Lowest channel

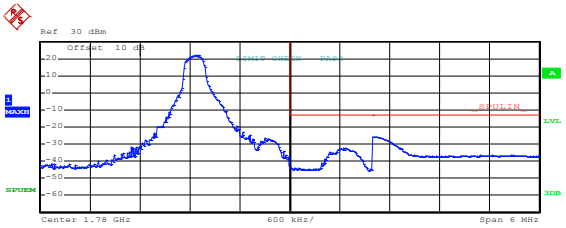

Start [Hz]	Stop [Hz]	RBW [Hz]	Freq [Hz]	PwrAbs [dBm]	ΔLimit [dB]
1.777 G	1.780 G	100.00 k	1.778902 G	22.22	-10.78
1.780 G	1.781 G	30.00 k	1.780666 G	-32.22	-19.22
1.781 G	1.783 G	1.00 M	1.781010 G	-25.71	-12.71

Date: 4.SEP.2019 17:33:48

Highest channel

QPSK & RB Size 6

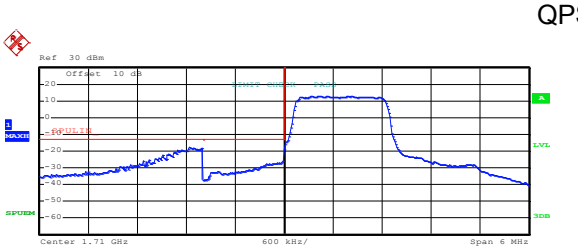

Start [Hz]	Stop [Hz]	RBW [Hz]	Freq [Hz]	PwrAbs [dBm]	ΔLimit [dB]
1.707 G	1.709 G	1.00 M	1.708839 G	-17.79	-4.79
1.709 G	1.710 G	30.00 k	1.709976 G	-26.29	-13.29
1.710 G	1.713 G	100.00 k	1.710774 G	12.82	-20.18

Date: 4.SEP.2019 17:35:20

Lowest channel

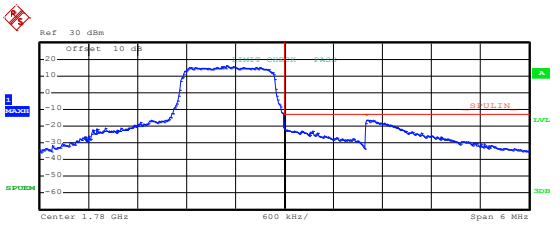

Start [Hz]	Stop [Hz]	RBW [Hz]	Freq [Hz]	PwrAbs [dBm]	ΔLimit [dB]
1.777 G	1.780 G	100.00 k	1.779289 G	16.18	-16.82
1.780 G	1.781 G	30.00 k	1.780002 G	-21.98	-8.98
1.781 G	1.783 G	1.00 M	1.781092 G	-16.54	-3.54

Date: 4.SEP.2019 17:33:26

Highest channel

LTE Band 66, BW: 3MHz
16QAM & RB Size 1

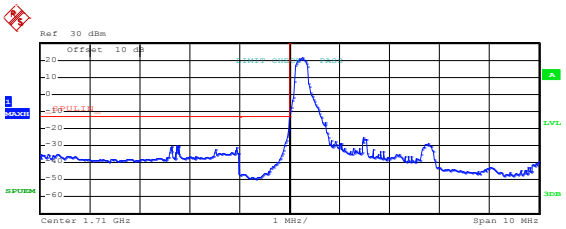

Start [Hz]	Stop [Hz]	RBW [Hz]	Freq [Hz]	PwrAbs [dBm]	ΔLimit [dB]
1.705 G	1.709 G	1.00 M	1.707742 G	-30.02	-17.02
1.709 G	1.710 G	30.00 k	1.709984 G	-20.83	-7.83
1.710 G	1.715 G	100.00 k	1.710250 G	21.75	-11.25

Date: 4.SEP.2019 17:54:02

Lowest channel

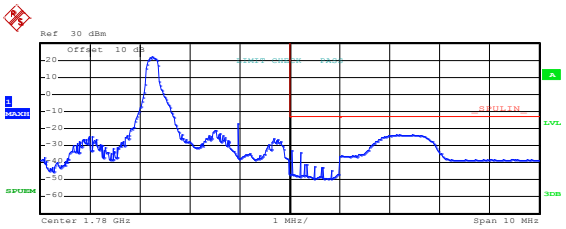

Start [Hz]	Stop [Hz]	RBW [Hz]	Freq [Hz]	PwrAbs [dBm]	ΔLimit [dB]
1.775 G	1.780 G	100.00 k	1.777235 G	22.24	-10.76
1.780 G	1.781 G	30.00 k	1.780044 G	-33.04	-20.04
1.781 G	1.785 G	1.00 M	1.782448 G	-23.72	-10.72

Date: 4.SEP.2019 17:56:11

Highest channel

16QAM & RB Size 15

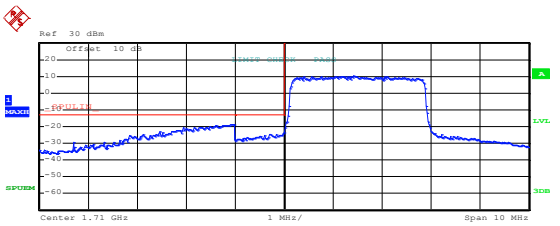

Start [Hz]	Stop [Hz]	RBW [Hz]	Freq [Hz]	PwrAbs [dBm]	ΔLimit [dB]
1.705 G	1.709 G	1.00 M	1.709000 G	-18.64	-5.64
1.709 G	1.710 G	100.00 k	1.709992 G	-24.03	-11.03
1.710 G	1.715 G	100.00 k	1.711410 G	10.12	-22.88

Date: 4.SEP.2019 17:54:30

Lowest channel

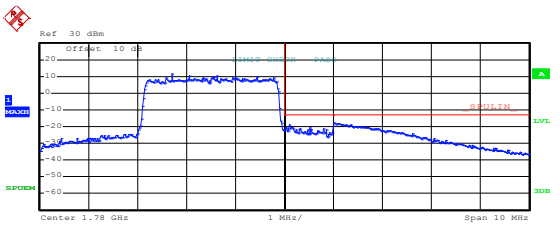

Start [Hz]	Stop [Hz]	RBW [Hz]	Freq [Hz]	PwrAbs [dBm]	ΔLimit [dB]
1.775 G	1.780 G	100.00 k	1.777705 G	11.36	-21.64
1.780 G	1.781 G	100.00 k	1.780107 G	-18.71	-5.71
1.781 G	1.785 G	1.00 M	1.781020 G	-17.89	-4.89

Date: 4.SEP.2019 17:55:22

Highest channel

LTE Band 66, BW: 3MHz

QPSK & RB Size 1

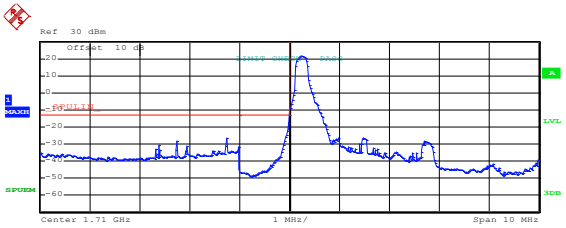

Start [Hz]	Stop [Hz]	RBW [Hz]	Freq [Hz]	PwrAbs [dBm]	ΔLimit [dB]
1.705 G	1.709 G	1.00 M	1.708742 G	-26.39	-13.39
1.709 G	1.710 G	30.00 k	1.709992 G	-17.68	-4.68
1.710 G	1.715 G	100.00 k	1.710215 G	21.78	-11.22

Date: 4.SEP.2019 17:53:54

Lowest channel

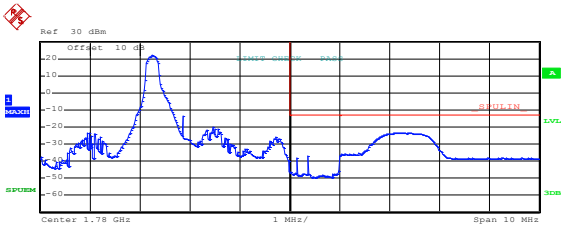

Start [Hz]	Stop [Hz]	RBW [Hz]	Freq [Hz]	PwrAbs [dBm]	ΔLimit [dB]
1.775 G	1.780 G	100.00 k	1.777240 G	22.17	-10.83
1.780 G	1.781 G	30.00 k	1.780364 G	-37.13	-24.13
1.781 G	1.785 G	1.00 M	1.782348 G	-23.59	-10.59

Date: 4.SEP.2019 17:55:54

Highest channel

QPSK & RB Size 15

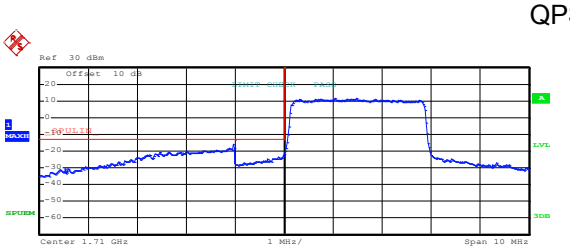

Start [Hz]	Stop [Hz]	RBW [Hz]	Freq [Hz]	PwrAbs [dBm]	ΔLimit [dB]
1.705 G	1.709 G	1.00 M	1.708968 G	-16.16	-3.16
1.709 G	1.710 G	100.00 k	1.709992 G	-23.19	-10.19
1.710 G	1.715 G	100.00 k	1.711480 G	11.59	-21.41

Date: 4.SEP.2019 17:54:23

Lowest channel

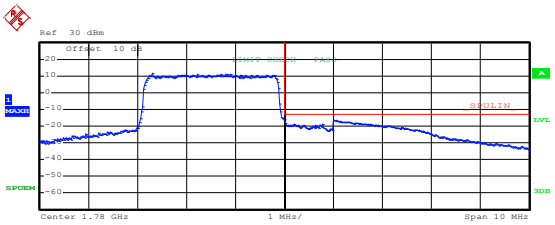

Start [Hz]	Stop [Hz]	RBW [Hz]	Freq [Hz]	PwrAbs [dBm]	ΔLimit [dB]
1.775 G	1.780 G	100.00 k	1.777290 G	11.35	-21.65
1.780 G	1.781 G	100.00 k	1.780006 G	-15.65	-2.65
1.781 G	1.785 G	1.00 M	1.781008 G	-16.51	-3.51

Date: 4.SEP.2019 17:55:12

Highest channel

LTE Band 66, BW: 5MHz
16QAM & RB Size 1

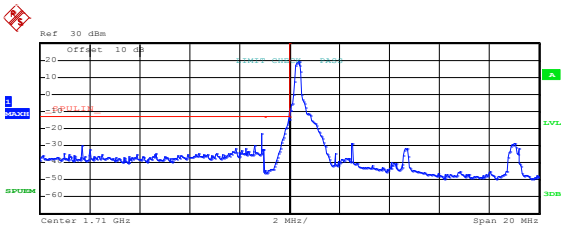

Start [Hz]	Stop [Hz]	RBW [Hz]	Freq [Hz]	PwrAbs [dBm]	ΔLimit [dB]
1.700 G	1.709 G	1.00 M	1.708856 G	-22.65	-9.65
1.709 G	1.710 G	30.00 k	1.709996 G	-14.86	-1.86
1.710 G	1.720 G	100.00 k	1.710350 G	19.38	-13.62

Date: 4.SEP.2019 18:14:23

Lowest channel

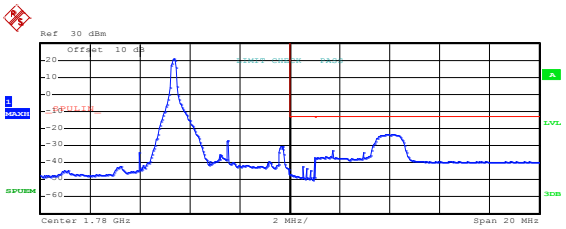

Start [Hz]	Stop [Hz]	RBW [Hz]	Freq [Hz]	PwrAbs [dBm]	ΔLimit [dB]
1.770 G	1.780 G	100.00 k	1.775350 G	20.94	-12.06
1.780 G	1.781 G	30.00 k	1.780502 G	-42.43	-29.43
1.781 G	1.790 G	1.00 M	1.784177 G	-23.30	-10.30

Date: 4.SEP.2019 17:57:10

Highest channel

16QAM & RB Size 25

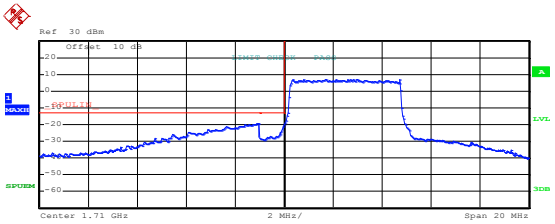

Start [Hz]	Stop [Hz]	RBW [Hz]	Freq [Hz]	PwrAbs [dBm]	ΔLimit [dB]
1.700 G	1.709 G	1.00 M	1.708927 G	-19.37	-6.37
1.709 G	1.710 G	100.00 k	1.709984 G	-21.35	-8.35
1.710 G	1.720 G	100.00 k	1.711670 G	6.99	-26.01

Date: 4.SEP.2019 17:58:43

Lowest channel

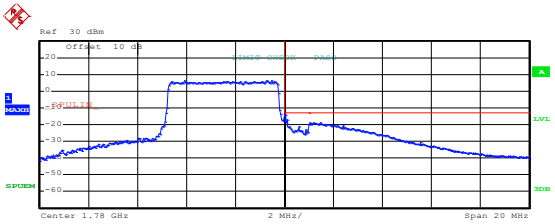

Start [Hz]	Stop [Hz]	RBW [Hz]	Freq [Hz]	PwrAbs [dBm]	ΔLimit [dB]
1.770 G	1.780 G	100.00 k	1.775900 G	6.42	-26.58
1.780 G	1.781 G	100.00 k	1.780022 G	-13.91	-0.91
1.781 G	1.790 G	1.00 M	1.781018 G	-19.02	-6.02

Date: 4.SEP.2019 17:57:58

Highest channel

LTE Band 66, BW: 5MHz
QPSK & RB Size 1

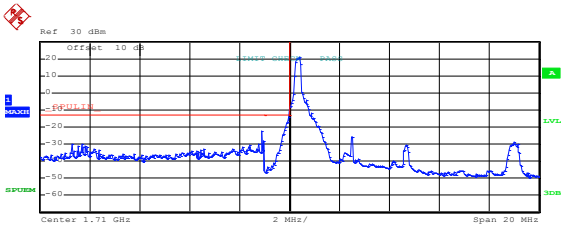

Start [Hz]	Stop [Hz]	RBW [Hz]	Freq [Hz]	PwrAbs [dBm]	ΔLimit [dB]
1.700 G	1.709 G	1.00 M	1.708874 G	-22.34	-9.34
1.709 G	1.710 G	30.00 k	1.709993 G	-14.09	-1.09
1.710 G	1.720 G	100.00 k	1.710380 G	20.66	-12.34

Date: 4.SEP.2019 18:11:40

Lowest channel

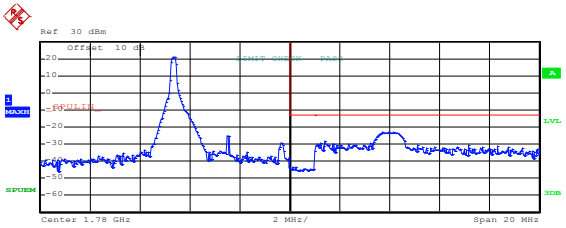

Start [Hz]	Stop [Hz]	RBW [Hz]	Freq [Hz]	PwrAbs [dBm]	ΔLimit [dB]
1.770 G	1.780 G	100.00 k	1.775340 G	21.15	-11.85
1.780 G	1.781 G	30.00 k	1.780138 G	-43.38	-30.38
1.781 G	1.790 G	1.00 M	1.783943 G	-22.99	-9.99

Date: 4.SEP.2019 17:57:27

Highest channel

QPSK & RB Size 25

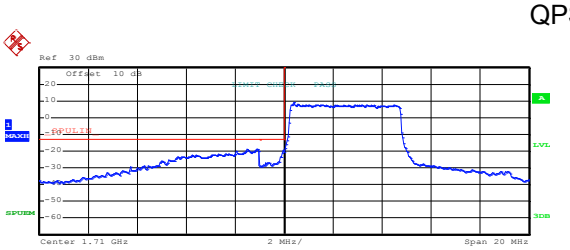

Start [Hz]	Stop [Hz]	RBW [Hz]	Freq [Hz]	PwrAbs [dBm]	ΔLimit [dB]
1.700 G	1.709 G	1.00 M	1.708492 G	-18.82	-5.82
1.709 G	1.710 G	100.00 k	1.709976 G	-19.54	-6.54
1.710 G	1.720 G	100.00 k	1.710410 G	8.96	-24.04

Date: 4.SEP.2019 17:58:34

Lowest channel

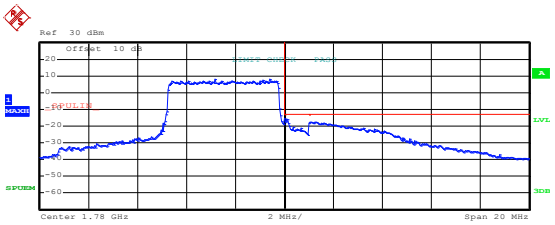

Start [Hz]	Stop [Hz]	RBW [Hz]	Freq [Hz]	PwrAbs [dBm]	ΔLimit [dB]
1.770 G	1.780 G	100.00 k	1.777160 G	7.88	-25.12
1.780 G	1.781 G	100.00 k	1.780015 G	-15.53	-2.53
1.781 G	1.790 G	1.00 M	1.781216 G	-17.41	-4.41

Date: 4.SEP.2019 17:58:11

Highest channel

LTE Band 66, BW: 10MHz
16QAM & RB Size 1

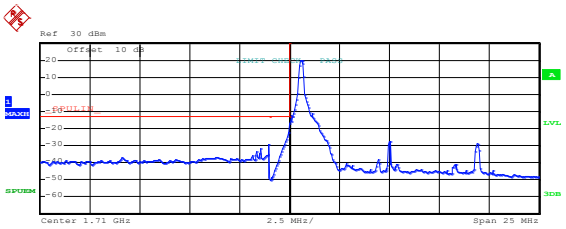

Start [Hz]	Stop [Hz]	RBW [Hz]	Freq [Hz]	PwrAbs [dBm]	ΔLimit [dB]
1.698 G	1.709 G	1.00 M	1.709000 G	-29.41	-16.41
1.709 G	1.710 G	30.00 k	1.709968 G	-23.20	-10.20
1.710 G	1.722 G	100.00 k	1.710587 G	20.00	-13.00

Date: 4.SEP.2019 17:21:40

Lowest channel

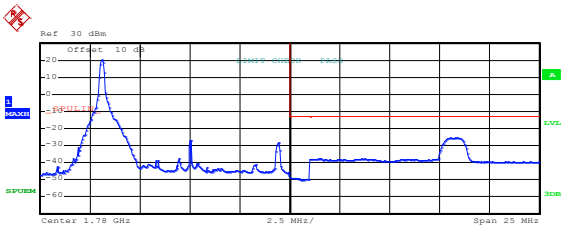

Start [Hz]	Stop [Hz]	RBW [Hz]	Freq [Hz]	PwrAbs [dBm]	ΔLimit [dB]
1.768 G	1.780 G	100.00 k	1.770600 G	20.39	-12.61
1.780 G	1.781 G	30.00 k	1.780010 G	-48.60	-35.60
1.781 G	1.793 G	1.00 M	1.788383 G	-25.37	-12.37

Date: 4.SEP.2019 17:26:17

Highest channel

16QAM & RB Size 50

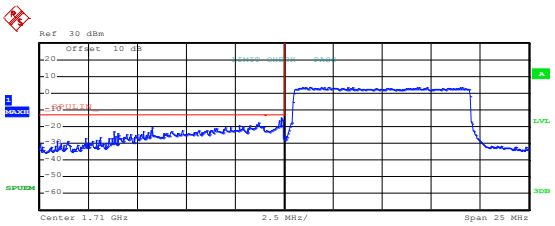

Start [Hz]	Stop [Hz]	RBW [Hz]	Freq [Hz]	PwrAbs [dBm]	ΔLimit [dB]
1.698 G	1.709 G	1.00 M	1.708690 G	-17.50	-4.50
1.709 G	1.710 G	300.00 k	1.709856 G	-14.96	-1.96
1.710 G	1.722 G	100.00 k	1.712288 G	3.68	-29.32

Date: 4.SEP.2019 17:20:22

Lowest channel

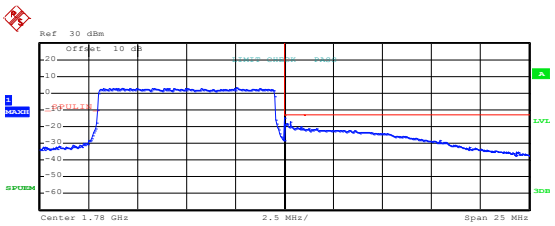

Start [Hz]	Stop [Hz]	RBW [Hz]	Freq [Hz]	PwrAbs [dBm]	ΔLimit [dB]
1.768 G	1.780 G	100.00 k	1.777538 G	3.14	-29.86
1.780 G	1.781 G	300.00 k	1.780012 G	-14.96	-1.96
1.781 G	1.793 G	1.00 M	1.781219 G	-21.35	-8.35

Date: 4.SEP.2019 17:25:46

Highest channel

LTE Band 66, BW: 10MHz

QPSK & RB Size 1

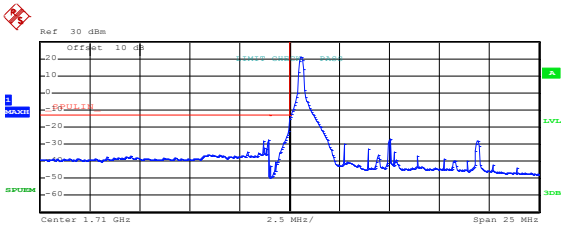

Start [Hz]	Stop [Hz]	RBW [Hz]	Freq [Hz]	PwrAbs [dBm]	ΔLimit [dB]
1.698 G	1.709 G	1.00 M	1.709000 G	-27.37	-14.37
1.709 G	1.710 G	30.00 k	1.709992 G	-22.37	-9.37
1.710 G	1.722 G	100.00 k	1.710587 G	20.84	-12.16

Date: 4.SEP.2019 17:21:29

Lowest channel

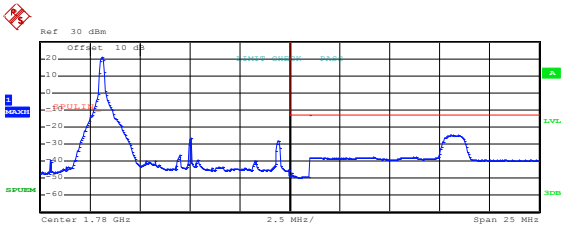

Start [Hz]	Stop [Hz]	RBW [Hz]	Freq [Hz]	PwrAbs [dBm]	ΔLimit [dB]
1.768 G	1.780 G	100.00 k	1.770600 G	20.71	-12.29
1.780 G	1.781 G	30.00 k	1.780090 G	-46.73	-33.73
1.781 G	1.793 G	1.00 M	1.788452 G	-24.76	-11.76

Date: 4.SEP.2019 17:26:06

Highest channel

QPSK & RB Size 50

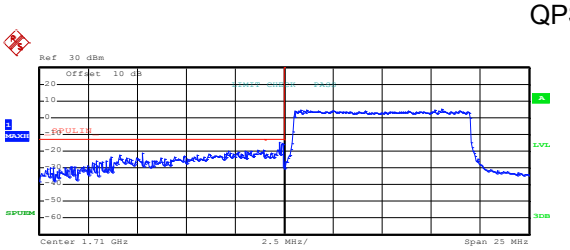

Start [Hz]	Stop [Hz]	RBW [Hz]	Freq [Hz]	PwrAbs [dBm]	ΔLimit [dB]
1.698 G	1.709 G	1.00 M	1.708644 G	-19.65	-6.65
1.709 G	1.710 G	300.00 k	1.709750 G	-14.98	-1.98
1.710 G	1.722 G	100.00 k	1.718038 G	5.13	-27.87

Date: 4.SEP.2019 17:20:11

Lowest channel

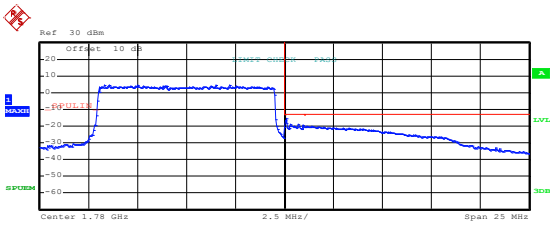

Start [Hz]	Stop [Hz]	RBW [Hz]	Freq [Hz]	PwrAbs [dBm]	ΔLimit [dB]
1.768 G	1.780 G	100.00 k	1.771050 G	4.48	-28.52
1.780 G	1.781 G	300.00 k	1.780109 G	-15.05	-2.05
1.781 G	1.793 G	1.00 M	1.781403 G	-20.15	-7.15

Date: 4.SEP.2019 17:25:29

Highest channel

LTE Band 66, BW: 15MHz
16QAM & RB Size 1

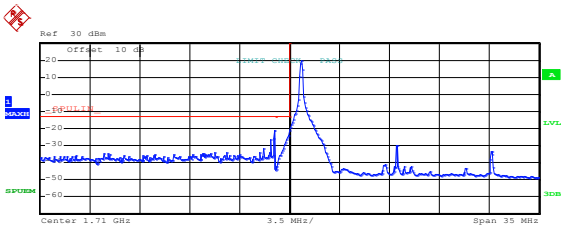

Start [Hz]	Stop [Hz]	RBW [Hz]	Freq [Hz]	PwrAbs [dBm]	ΔLimit [dB]
1.692 G	1.709 G	1.00 M	1.708901 G	-21.22	-8.22
1.709 G	1.710 G	30.00 k	1.709986 G	-24.19	-11.19
1.710 G	1.728 G	100.00 k	1.710857 G	19.75	-13.25

Date: 4.SEP.2019 18:20:24

Lowest channel

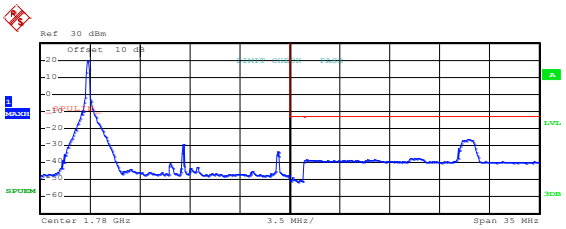

Start [Hz]	Stop [Hz]	RBW [Hz]	Freq [Hz]	PwrAbs [dBm]	ΔLimit [dB]
1.763 G	1.780 G	100.00 k	1.765878 G	19.95	-13.05
1.780 G	1.781 G	30.00 k	1.780207 G	-48.90	-35.90
1.781 G	1.798 G	1.00 M	1.792451 G	-26.24	-13.24

Date: 4.SEP.2019 17:27:46

Highest channel

16QAM & RB Size 75

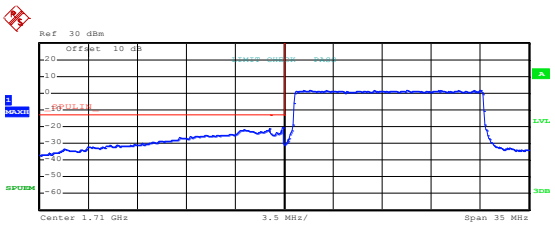

Start [Hz]	Stop [Hz]	RBW [Hz]	Freq [Hz]	PwrAbs [dBm]	ΔLimit [dB]
1.692 G	1.709 G	1.00 M	1.709000 G	-21.41	-8.41
1.709 G	1.710 G	300.00 k	1.709863 G	-20.65	-7.65
1.710 G	1.728 G	100.00 k	1.718768 G	1.90	-31.10

Date: 4.SEP.2019 17:29:11

Lowest channel

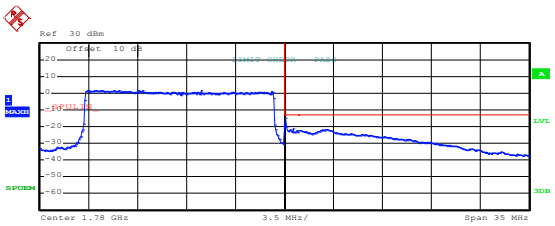

Start [Hz]	Stop [Hz]	RBW [Hz]	Freq [Hz]	PwrAbs [dBm]	ΔLimit [dB]
1.763 G	1.780 G	100.00 k	1.767802 G	1.85	-31.15
1.780 G	1.781 G	300.00 k	1.780064 G	-14.66	-1.66
1.781 G	1.798 G	1.00 M	1.783013 G	-21.69	-8.69

Date: 4.SEP.2019 17:28:11

Highest channel

LTE Band 66, BW: 15MHz
QPSK & RB Size 1

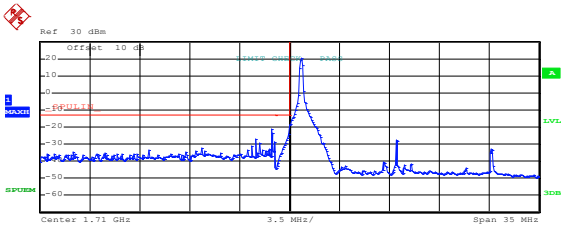

Start [Hz]	Stop [Hz]	RBW [Hz]	Freq [Hz]	PwrAbs [dBm]	ΔLimit [dB]
1.692 G	1.709 G	1.00 M	1.708752 G	-21.33	-8.33
1.709 G	1.710 G	30.00 k	1.709998 G	-24.00	-11.00
1.710 G	1.728 G	100.00 k	1.710822 G	20.31	-12.69

Date: 4.SEP.2019 18:20:34

Lowest channel

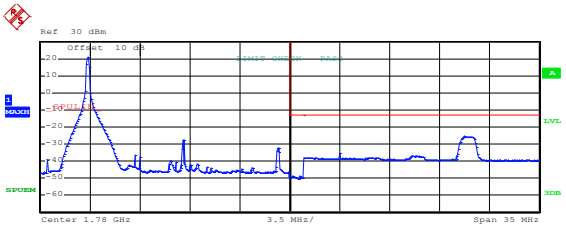

Start [Hz]	Stop [Hz]	RBW [Hz]	Freq [Hz]	PwrAbs [dBm]	ΔLimit [dB]
1.763 G	1.780 G	100.00 k	1.765860 G	21.04	-11.96
1.780 G	1.781 G	30.00 k	1.780682 G	-48.45	-35.45
1.781 G	1.798 G	1.00 M	1.792237 G	-25.53	-12.53

Date: 4.SEP.2019 17:27:40

Highest channel

QPSK & RB Size 75

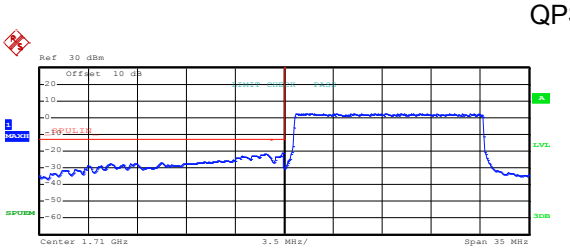

Start [Hz]	Stop [Hz]	RBW [Hz]	Freq [Hz]	PwrAbs [dBm]	ΔLimit [dB]
1.692 G	1.709 G	1.00 M	1.708734 G	-21.95	-8.95
1.709 G	1.710 G	300.00 k	1.709855 G	-21.19	-8.19
1.710 G	1.728 G	100.00 k	1.711558 G	2.42	-30.58

Date: 4.SEP.2019 17:29:20

Lowest channel

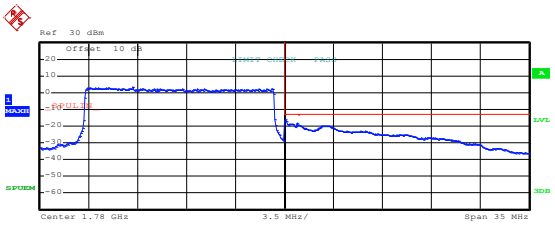

Start [Hz]	Stop [Hz]	RBW [Hz]	Freq [Hz]	PwrAbs [dBm]	ΔLimit [dB]
1.763 G	1.780 G	100.00 k	1.769168 G	3.34	-29.66
1.780 G	1.781 G	300.00 k	1.780054 G	-16.09	-3.09
1.781 G	1.798 G	1.00 M	1.781017 G	-19.60	-6.60

Date: 4.SEP.2019 17:28:04

Highest channel

LTE Band 66, BW: 20MHz

16QAM & RB Size 1

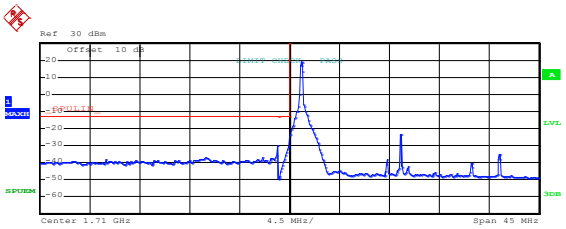

Start [Hz]	Stop [Hz]	RBW [Hz]	Freq [Hz]	PwrAbs [dBm]	ΔLimit [dB]
1.688 G	1.709 G	1.00 M	1.709000 G	-30.10	-17.10
1.709 G	1.710 G	30.00 k	1.709968 G	-30.25	-17.25
1.710 G	1.732 G	100.00 k	1.711103 G	19.13	-13.87

Date: 4.SEP.2019 17:30:38

Lowest channel

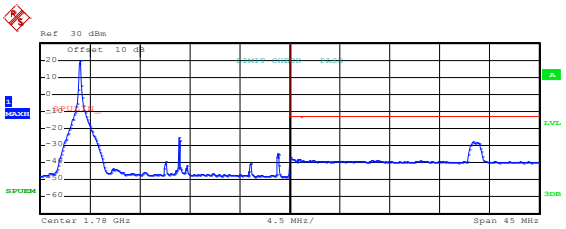

Start [Hz]	Stop [Hz]	RBW [Hz]	Freq [Hz]	PwrAbs [dBm]	ΔLimit [dB]
1.758 G	1.780 G	100.00 k	1.761100 G	19.85	-13.15
1.780 G	1.781 G	300.00 k	1.780058 G	-37.19	-24.19
1.781 G	1.803 G	1.00 M	1.796502 G	-27.70	-14.70

Date: 4.SEP.2019 17:31:22

Highest channel

16QAM & RB Size 100

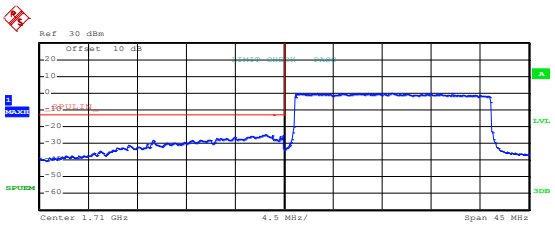

Start [Hz]	Stop [Hz]	RBW [Hz]	Freq [Hz]	PwrAbs [dBm]	ΔLimit [dB]
1.688 G	1.709 G	1.00 M	1.708306 G	-24.84	-11.84
1.709 G	1.710 G	300.00 k	1.709944 G	-25.44	-12.44
1.710 G	1.732 G	100.00 k	1.717763 G	0.04	-32.96

Date: 4.SEP.2019 17:30:13

Lowest channel

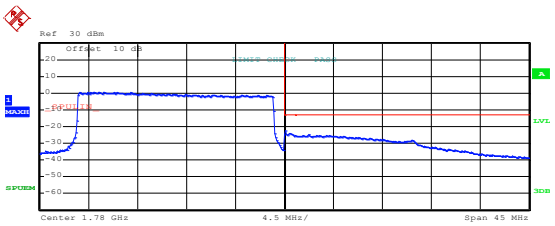

Start [Hz]	Stop [Hz]	RBW [Hz]	Freq [Hz]	PwrAbs [dBm]	ΔLimit [dB]
1.758 G	1.780 G	100.00 k	1.762968 G	0.73	-32.27
1.780 G	1.781 G	300.00 k	1.780129 G	-22.32	-9.32
1.781 G	1.803 G	1.00 M	1.782226 G	-24.94	-11.94

Date: 4.SEP.2019 17:31:44

Highest channel

LTE Band 66, BW: 20MHz

QPSK & RB Size 1

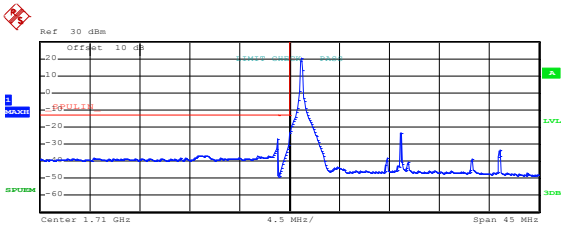

Start [Hz]	Stop [Hz]	RBW [Hz]	Freq [Hz]	PwrAbs [dBm]	ΔLimit [dB]
1.688 G	1.709 G	1.00 M	1.709000 G	-27.15	-14.15
1.709 G	1.710 G	30.00 k	1.709976 G	-30.60	-17.60
1.710 G	1.732 G	100.00 k	1.711057 G	20.53	-12.47

Date: 4.SEP.2019 17:30:32

Lowest channel

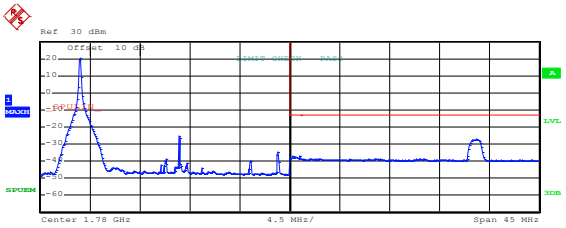

Start [Hz]	Stop [Hz]	RBW [Hz]	Freq [Hz]	PwrAbs [dBm]	ΔLimit [dB]
1.758 G	1.780 G	100.00 k	1.761100 G	20.45	-12.55
1.780 G	1.781 G	300.00 k	1.780266 G	-37.06	-24.06
1.781 G	1.803 G	1.00 M	1.796803 G	-27.25	-14.25

Date: 4.SEP.2019 17:31:13

Highest channel

QPSK & RB Size 100

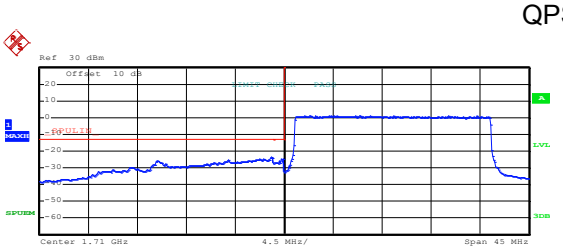

Start [Hz]	Stop [Hz]	RBW [Hz]	Freq [Hz]	PwrAbs [dBm]	ΔLimit [dB]
1.688 G	1.709 G	1.00 M	1.708827 G	-23.74	-10.74
1.709 G	1.710 G	300.00 k	1.709702 G	-24.72	-11.72
1.710 G	1.732 G	100.00 k	1.712430 G	1.22	-31.78

Date: 4.SEP.2019 17:30:06

Lowest channel

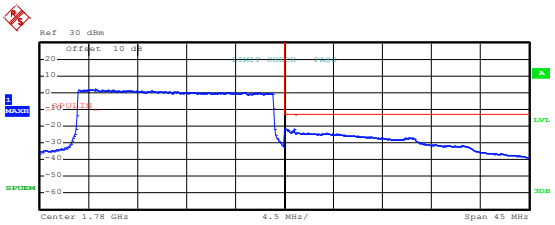

Start [Hz]	Stop [Hz]	RBW [Hz]	Freq [Hz]	PwrAbs [dBm]	ΔLimit [dB]
1.758 G	1.780 G	100.00 k	1.762653 G	1.96	-31.04
1.780 G	1.781 G	300.00 k	1.780042 G	-21.62	-8.62
1.781 G	1.803 G	1.00 M	1.781365 G	-24.18	-11.18

Date: 4.SEP.2019 17:31:36

Highest channel

LTE Band 71 part:

LTE Band 71, BW: 5MHz
16QAM & RB Size 1

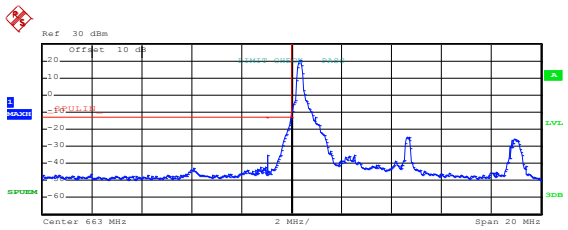

Start [Hz]	Stop [Hz]	RBW [Hz]	Freq [Hz]	PwrAbs [dBm]	ΔLimit [dB]
653.000 M	662.000 M	100.00 k	661.955000 M	-42.09	-29.09
662.000 M	663.000 M	30.00 k	662.995000 M	-14.28	-1.28
663.000 M	673.000 M	100.00 k	663.320000 M	20.56	-12.44

Date: 4.SEP.2019 18:05:41

Lowest channel

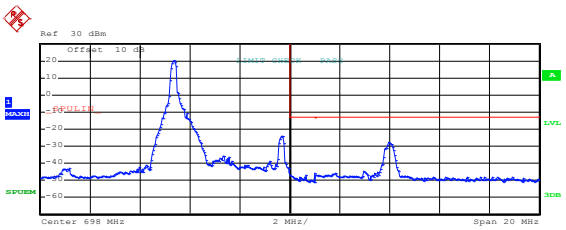

Start [Hz]	Stop [Hz]	RBW [Hz]	Freq [Hz]	PwrAbs [dBm]	ΔLimit [dB]
688.000 M	698.000 M	100.00 k	693.350000 M	20.08	-12.92
698.000 M	699.000 M	30.00 k	698.015000 M	-46.42	-33.42
699.000 M	708.000 M	100.00 k	701.943000 M	-27.47	-14.47

Date: 4.SEP.2019 17:39:04

Highest channel

16QAM & RB Size 25

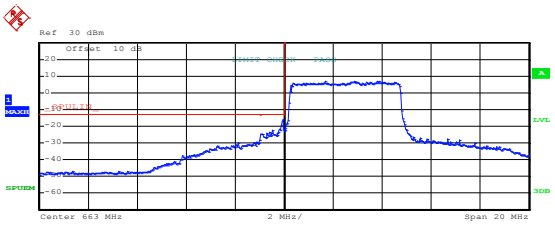

Start [Hz]	Stop [Hz]	RBW [Hz]	Freq [Hz]	PwrAbs [dBm]	ΔLimit [dB]
653.000 M	662.000 M	100.00 k	661.856000 M	-29.31	-16.31
662.000 M	663.000 M	100.00 k	662.965000 M	-16.11	-3.11
663.000 M	673.000 M	100.00 k	666.800000 M	7.04	-25.96

Date: 4.SEP.2019 17:37:50

Lowest channel

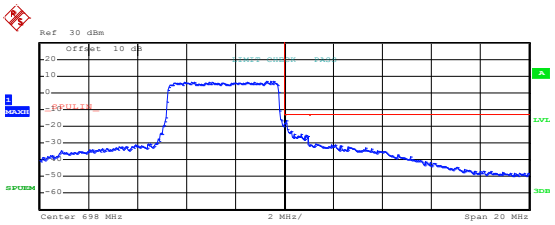

Start [Hz]	Stop [Hz]	RBW [Hz]	Freq [Hz]	PwrAbs [dBm]	ΔLimit [dB]
688.000 M	698.000 M	100.00 k	697.280000 M	6.84	-26.16
698.000 M	699.000 M	100.00 k	698.074000 M	-16.73	-3.73
699.000 M	708.000 M	100.00 k	699.252000 M	-30.43	-17.43

Date: 4.SEP.2019 17:38:32

Highest channel

LTE Band 71, BW: 5MHz

QPSK & RB Size 1

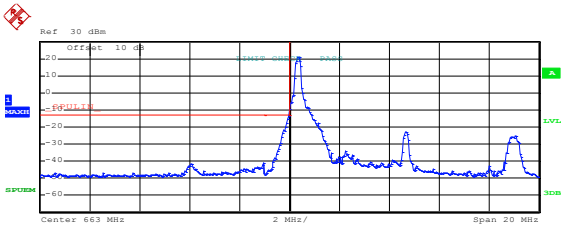

Start [Hz]	Stop [Hz]	RBW [Hz]	Freq [Hz]	PwrAbs [dBm]	ΔLimit [dB]
653.000 M	662.000 M	100.00 k	661.946000 M	-40.82	-27.82
662.000 M	663.000 M	30.00 k	662.973000 M	-14.29	-1.29
663.000 M	673.000 M	100.00 k	663.320000 M	21.02	-11.98

Date: 4.SEP.2019 18:05:52

Lowest channel

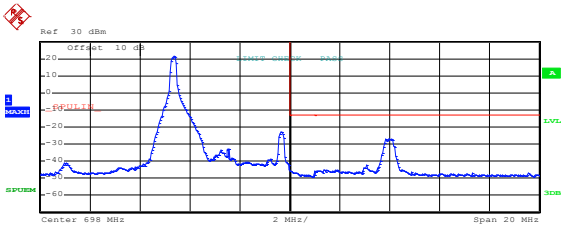

Start [Hz]	Stop [Hz]	RBW [Hz]	Freq [Hz]	PwrAbs [dBm]	ΔLimit [dB]
688.000 M	698.000 M	100.00 k	693.360000 M	21.33	-11.67
698.000 M	699.000 M	30.00 k	698.041000 M	-45.46	-32.46
699.000 M	708.000 M	100.00 k	701.979000 M	-26.83	-13.83

Date: 4.SEP.2019 17:38:57

Highest channel

QPSK & RB Size 25

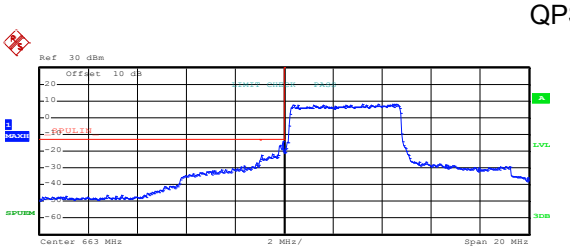

Start [Hz]	Stop [Hz]	RBW [Hz]	Freq [Hz]	PwrAbs [dBm]	ΔLimit [dB]
653.000 M	662.000 M	100.00 k	661.883000 M	-27.10	-14.10
662.000 M	663.000 M	100.00 k	662.993000 M	-14.31	-1.31
663.000 M	673.000 M	100.00 k	666.850000 M	8.17	-24.83

Date: 4.SEP.2019 17:37:44

Lowest channel

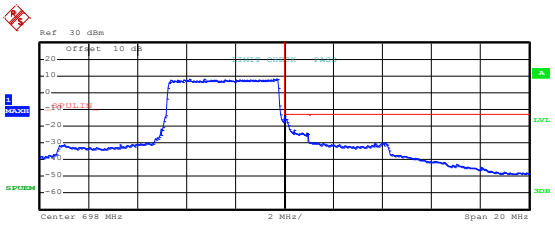

Start [Hz]	Stop [Hz]	RBW [Hz]	Freq [Hz]	PwrAbs [dBm]	ΔLimit [dB]
688.000 M	698.000 M	100.00 k	697.680000 M	8.05	-24.95
698.000 M	699.000 M	100.00 k	698.014000 M	-14.67	-1.67
699.000 M	708.000 M	100.00 k	699.000000 M	-29.75	-16.75

Date: 4.SEP.2019 17:38:25

Highest channel

LTE Band 71, BW: 10MHz
16QAM & RB Size 1

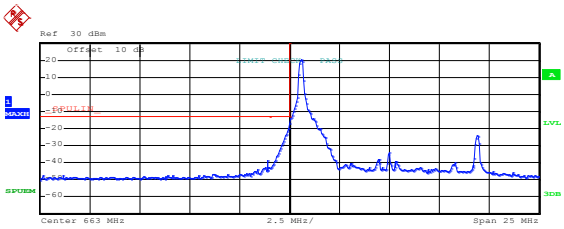

Start [Hz]	Stop [Hz]	RBW [Hz]	Freq [Hz]	PwrAbs [dBm]	ΔLimit [dB]
650.500 M	662.000 M	100.00 k	661.885000 M	-38.92	-25.92
662.000 M	663.000 M	30.00 k	662.998000 M	-19.75	-6.75
663.000 M	675.500 M	100.00 k	663.600000 M	20.40	-12.60

Date: 4.SEP.2019 17:43:44

Lowest channel

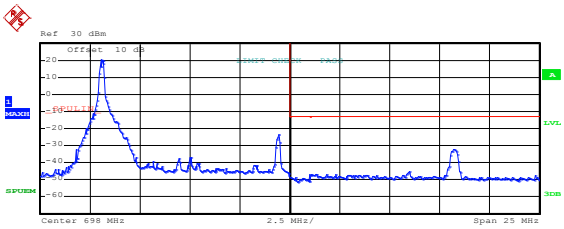

Start [Hz]	Stop [Hz]	RBW [Hz]	Freq [Hz]	PwrAbs [dBm]	ΔLimit [dB]
685.500 M	698.000 M	100.00 k	688.562500 M	20.08	-12.92
698.000 M	699.000 M	30.00 k	698.003000 M	-48.48	-35.48
699.000 M	710.500 M	100.00 k	706.233500 M	-32.29	-19.29

Date: 4.SEP.2019 17:41:04

Highest channel

16QAM & RB Size 50

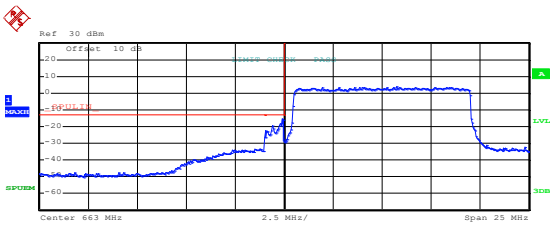

Start [Hz]	Stop [Hz]	RBW [Hz]	Freq [Hz]	PwrAbs [dBm]	ΔLimit [dB]
650.500 M	662.000 M	100.00 k	661.747000 M	-33.18	-20.18
662.000 M	663.000 M	300.00 k	662.916000 M	-15.16	-2.16
663.000 M	675.500 M	100.00 k	668.750000 M	3.91	-29.09

Date: 4.SEP.2019 17:43:18

Lowest channel

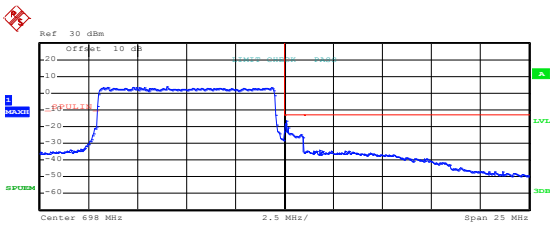

Start [Hz]	Stop [Hz]	RBW [Hz]	Freq [Hz]	PwrAbs [dBm]	ΔLimit [dB]
685.500 M	698.000 M	100.00 k	692.000000 M	3.91	-29.09
698.000 M	699.000 M	300.00 k	698.079000 M	-16.49	-3.49
699.000 M	710.500 M	100.00 k	699.782000 M	-34.29	-21.29

Date: 4.SEP.2019 17:42:37

Highest channel

LTE Band 71, BW: 10MHz

QPSK & RB Size 1

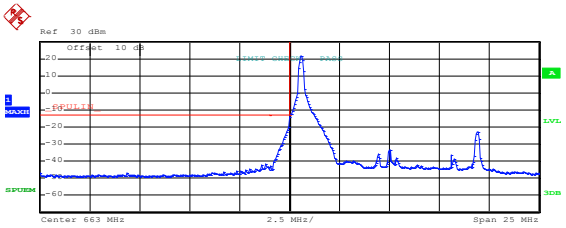

Start [Hz]	Stop [Hz]	RBW [Hz]	Freq [Hz]	PwrAbs [dBm]	ΔLimit [dB]
650.500 M	662.000 M	100.00 k	661.793000 M	-41.83	-28.83
662.000 M	663.000 M	30.00 k	662.994000 M	-20.10	-7.10
663.000 M	675.500 M	100.00 k	663.600000 M	21.52	-11.48

Date: 4.SEP.2019 17:43:38

Lowest channel

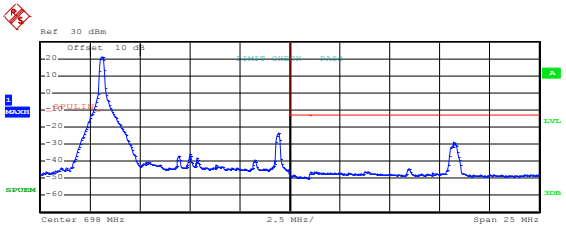

Start [Hz]	Stop [Hz]	RBW [Hz]	Freq [Hz]	PwrAbs [dBm]	ΔLimit [dB]
685.500 M	698.000 M	100.00 k	688.625000 M	21.16	-11.84
698.000 M	699.000 M	30.00 k	698.261000 M	-48.02	-35.02
699.000 M	710.500 M	100.00 k	706.210500 M	-29.00	-16.00

Date: 4.SEP.2019 17:40:55

Highest channel

QPSK & RB Size 50

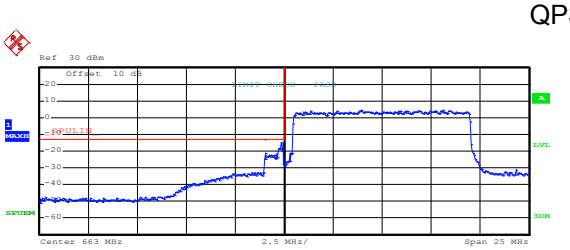

Start [Hz]	Stop [Hz]	RBW [Hz]	Freq [Hz]	PwrAbs [dBm]	ΔLimit [dB]
650.500 M	662.000 M	100.00 k	661.931000 M	-32.70	-19.70
662.000 M	663.000 M	300.00 k	662.864000 M	-14.82	-1.82
663.000 M	675.500 M	100.00 k	666.937500 M	4.75	-28.25

Date: 4.SEP.2019 17:43:11

Lowest channel

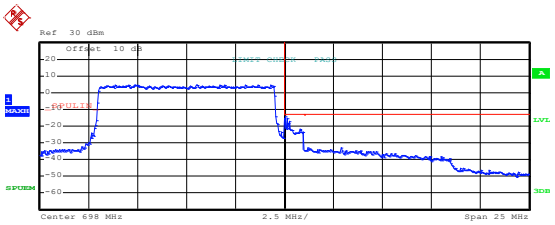

Start [Hz]	Stop [Hz]	RBW [Hz]	Freq [Hz]	PwrAbs [dBm]	ΔLimit [dB]
685.500 M	698.000 M	100.00 k	694.700000 M	4.82	-28.18
698.000 M	699.000 M	300.00 k	698.074000 M	-14.08	-1.08
699.000 M	710.500 M	100.00 k	699.172500 M	-32.71	-19.71

Date: 4.SEP.2019 17:42:18

Highest channel

LTE Band 71, BW: 15MHz
16QAM & RB Size 1

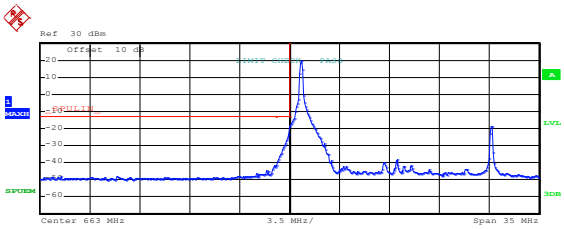

Start [Hz]	Stop [Hz]	RBW [Hz]	Freq [Hz]	PwrAbs [dBm]	ΔLimit [dB]
645.500 M	662.000 M	100.00 k	661.901000 M	-41.69	-28.69
662.000 M	663.000 M	30.00 k	662.999000 M	-23.24	-10.24
663.000 M	680.500 M	100.00 k	663.857500 M	19.93	-13.07

Date: 4.SEP.2019 17:46:39

Lowest channel

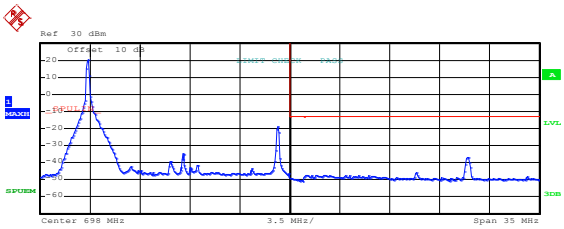

Start [Hz]	Stop [Hz]	RBW [Hz]	Freq [Hz]	PwrAbs [dBm]	ΔLimit [dB]
680.500 M	698.000 M	100.00 k	683.842500 M	20.22	-12.78
698.000 M	699.000 M	30.00 k	698.142000 M	-49.32	-36.32
699.000 M	715.500 M	100.00 k	710.500500 M	-36.77	-23.77

Date: 4.SEP.2019 17:48:14

Highest channel

16QAM & RB Size 75

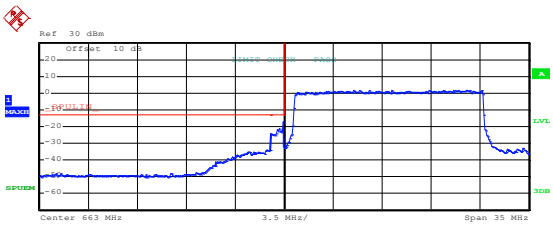

Start [Hz]	Stop [Hz]	RBW [Hz]	Freq [Hz]	PwrAbs [dBm]	ΔLimit [dB]
645.500 M	662.000 M	100.00 k	661.917500 M	-34.16	-21.16
662.000 M	663.000 M	300.00 k	662.911000 M	-16.92	-3.92
663.000 M	680.500 M	100.00 k	675.985000 M	1.66	-31.34

Date: 4.SEP.2019 17:47:07

Lowest channel

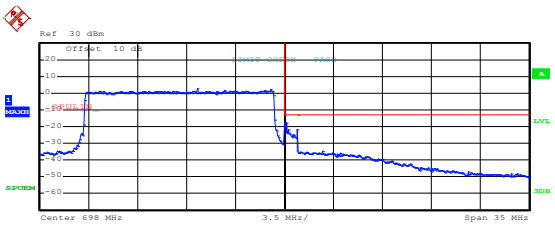

Start [Hz]	Stop [Hz]	RBW [Hz]	Freq [Hz]	PwrAbs [dBm]	ΔLimit [dB]
680.500 M	698.000 M	100.00 k	691.787500 M	2.62	-30.38
698.000 M	699.000 M	300.00 k	698.139000 M	-17.58	-4.58
699.000 M	715.500 M	100.00 k	699.198000 M	-34.04	-21.04

Date: 4.SEP.2019 17:47:46

Highest channel

LTE Band 71, BW: 15MHz
QPSK & RB Size 1

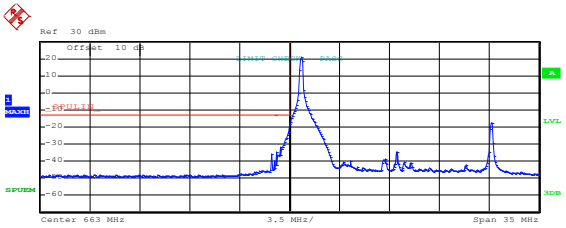

Start [Hz]	Stop [Hz]	RBW [Hz]	Freq [Hz]	PwrAbs [dBm]	ΔLimit [dB]
645.500 M	662.000 M	100.00 k	661.736000 M	-35.52	-22.52
662.000 M	663.000 M	30.00 k	662.986000 M	-22.86	-9.86
663.000 M	680.500 M	100.00 k	663.840000 M	21.14	-11.86

Date: 4.SEP.2019 17:46:33

Lowest channel

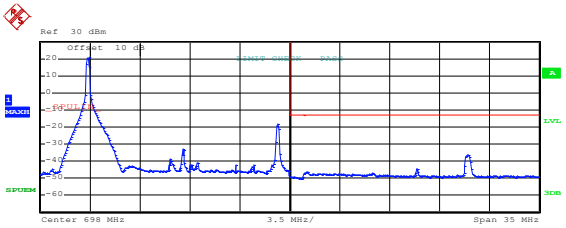

Start [Hz]	Stop [Hz]	RBW [Hz]	Freq [Hz]	PwrAbs [dBm]	ΔLimit [dB]
680.500 M	698.000 M	100.00 k	683.895000 M	20.98	-12.02
698.000 M	699.000 M	30.00 k	698.302000 M	-48.81	-35.81
699.000 M	715.500 M	100.00 k	710.467500 M	-36.33	-23.33

Date: 4.SEP.2019 17:48:07

Highest channel

QPSK & RB Size 75

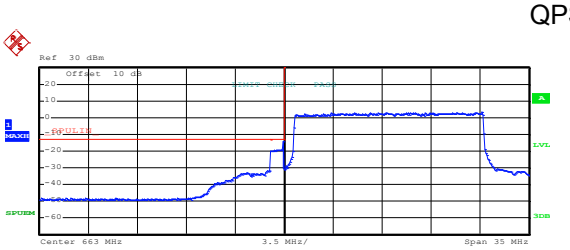

Start [Hz]	Stop [Hz]	RBW [Hz]	Freq [Hz]	PwrAbs [dBm]	ΔLimit [dB]
645.500 M	662.000 M	100.00 k	661.802000 M	-31.54	-18.54
662.000 M	663.000 M	300.00 k	662.987000 M	-14.33	-1.33
663.000 M	680.500 M	100.00 k	677.157500 M	3.35	-29.65

Date: 4.SEP.2019 17:46:58

Lowest channel

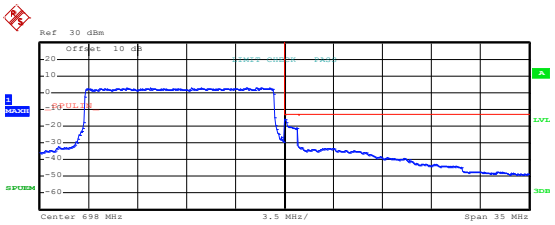

Start [Hz]	Stop [Hz]	RBW [Hz]	Freq [Hz]	PwrAbs [dBm]	ΔLimit [dB]
680.500 M	698.000 M	100.00 k	696.337500 M	3.03	-29.97
698.000 M	699.000 M	300.00 k	698.044000 M	-16.01	-3.01
699.000 M	715.500 M	100.00 k	699.264000 M	-32.16	-19.16

Date: 4.SEP.2019 17:47:40

Highest channel

LTE Band 71, BW: 20MHz
16QAM & RB Size 1

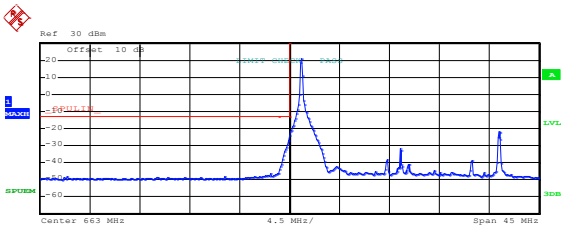

Start [Hz]	Stop [Hz]	RBW [Hz]	Freq [Hz]	PwrAbs [dBm]	ΔLimit [dB]
640.500 M	662.000 M	100.00 k	662.000000 M	-46.21	-33.21
662.000 M	663.000 M	30.00 k	662.996000 M	-26.81	-13.81
663.000 M	685.500 M	100.00 k	664.080000 M	20.92	-12.08

Date: 4.SEP.2019 17:51:34

Lowest channel

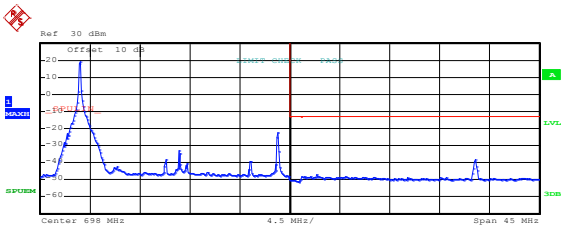

Start [Hz]	Stop [Hz]	RBW [Hz]	Freq [Hz]	PwrAbs [dBm]	ΔLimit [dB]
675.500 M	698.000 M	100.00 k	679.077500 M	19.40	-13.60
698.000 M	699.000 M	30.00 k	698.004000 M	-50.15	-37.15
699.000 M	720.500 M	100.00 k	714.716500 M	-38.08	-25.08

Date: 4.SEP.2019 17:49:33

Highest channel

16QAM & RB Size 100

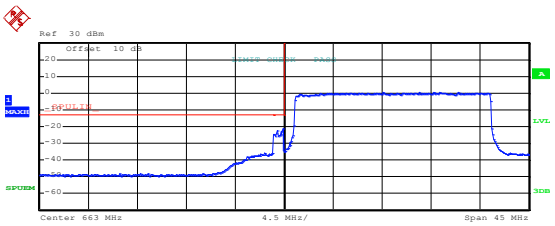

Start [Hz]	Stop [Hz]	RBW [Hz]	Freq [Hz]	PwrAbs [dBm]	ΔLimit [dB]
640.500 M	662.000 M	100.00 k	661.935500 M	-35.87	-22.87
662.000 M	663.000 M	300.00 k	662.911000 M	-21.23	-8.23
663.000 M	685.500 M	100.00 k	679.020000 M	0.52	-32.48

Date: 4.SEP.2019 17:50:43

Lowest channel

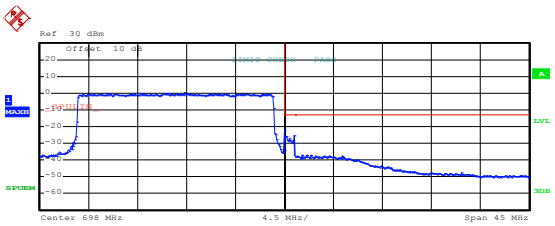

Start [Hz]	Stop [Hz]	RBW [Hz]	Freq [Hz]	PwrAbs [dBm]	ΔLimit [dB]
675.500 M	698.000 M	100.00 k	688.797500 M	0.25	-32.75
698.000 M	699.000 M	300.00 k	698.027000 M	-21.52	-8.52
699.000 M	720.500 M	100.00 k	699.559000 M	-36.93	-23.93

Date: 4.SEP.2019 17:50:07

Highest channel

LTE Band 71, BW: 20MHz

QPSK & RB Size 1

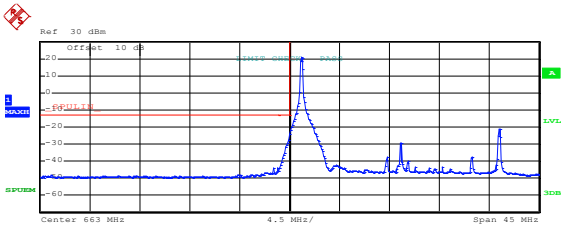

Start [Hz]	Stop [Hz]	RBW [Hz]	Freq [Hz]	PwrAbs [dBm]	ΔLimit [dB]
640.500 M	662.000 M	100.00 k	661.978500 M	-43.82	-30.82
662.000 M	663.000 M	30.00 k	662.960000 M	-27.38	-14.38
663.000 M	685.500 M	100.00 k	664.080000 M	20.76	-12.24

Date: 4.SEP.2019 17:51:29

Lowest channel

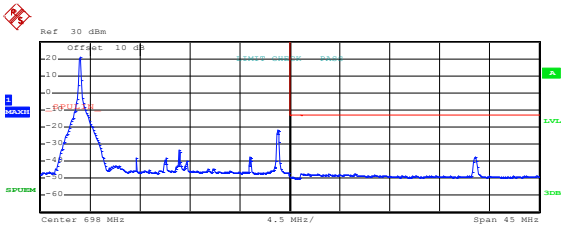

Start [Hz]	Stop [Hz]	RBW [Hz]	Freq [Hz]	PwrAbs [dBm]	ΔLimit [dB]
675.500 M	698.000 M	100.00 k	679.077500 M	20.65	-12.35
698.000 M	699.000 M	30.00 k	698.255000 M	-49.04	-36.04
699.000 M	720.500 M	100.00 k	714.716500 M	-37.82	-24.82

Date: 4.SEP.2019 17:49:26

Highest channel

QPSK & RB Size 100

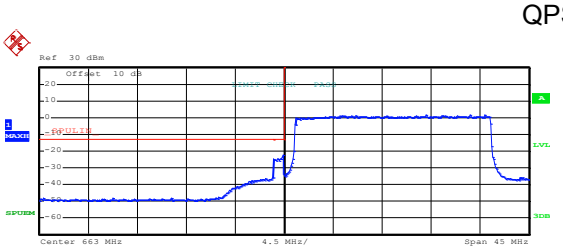

Start [Hz]	Stop [Hz]	RBW [Hz]	Freq [Hz]	PwrAbs [dBm]	ΔLimit [dB]
640.500 M	662.000 M	100.00 k	661.871000 M	-36.01	-23.01
662.000 M	663.000 M	300.00 k	662.983000 M	-22.08	-9.08
663.000 M	685.500 M	100.00 k	680.122500 M	1.52	-31.48

Date: 4.SEP.2019 17:50:52

Lowest channel

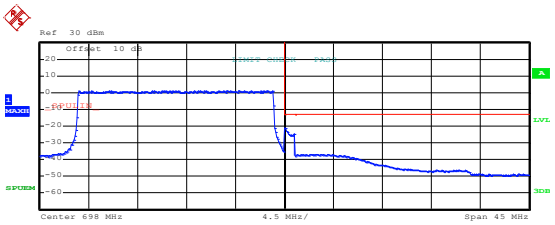

Start [Hz]	Stop [Hz]	RBW [Hz]	Freq [Hz]	PwrAbs [dBm]	ΔLimit [dB]
675.500 M	698.000 M	100.00 k	687.492500 M	1.33	-31.67
698.000 M	699.000 M	300.00 k	698.032000 M	-21.16	-8.16
699.000 M	720.500 M	100.00 k	701.021000 M	-36.28	-23.28

Date: 4.SEP.2019 17:49:59

Highest channel

6.5 Field strength of spurious radiation measurement

Test Requirement:	Part 22.917(b), Part 24.238 (a), Part 27.53(g), Part 27.53(m), Part 27.53(h), Part 90.691(a)
Limit:	LTE Band 12 & 25 & 26 & 66 & 71: The power of any emission outside a licensee's frequency block shall be attenuated below the transmitter power (P) in watts by at least 43 + 10 $\log_{10}$(P) dB (-13 dBm). LTE Band 41: For mobile digital stations, the attenuation factor shall be not less than 40 + 10 log (P) dB on all frequencies between the channel edge and 5 megahertz from the channel edge, 43 + 10 log (P) dB on all frequencies between 5 megahertz and X megahertz from the channel edge, and 55 + 10 log (P) dB on all frequencies more than X megahertz from the channel edge, where X is the greater of 6 megahertz or the actual emission bandwidth as defined in paragraph (m)(6) of this section. In addition, the attenuation factor shall not be less that 43 + 10 log (P) dB on all frequencies between 2490.5 MHz and 2496 MHz and 55 + 10 log (P) dB at or below 2490.5 MHz.
Test setup:	Below 1GHz 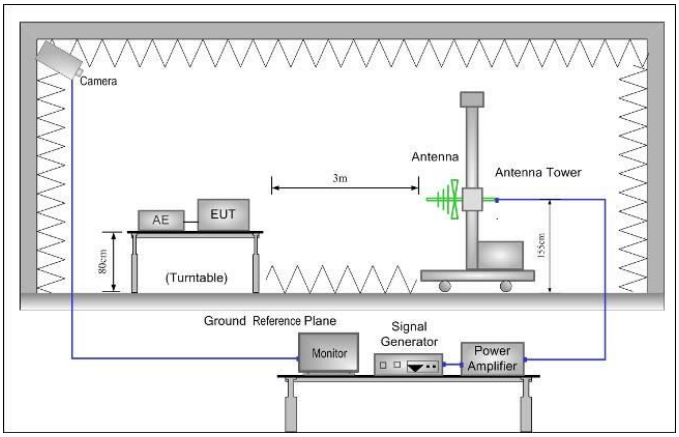 Above 1GHz 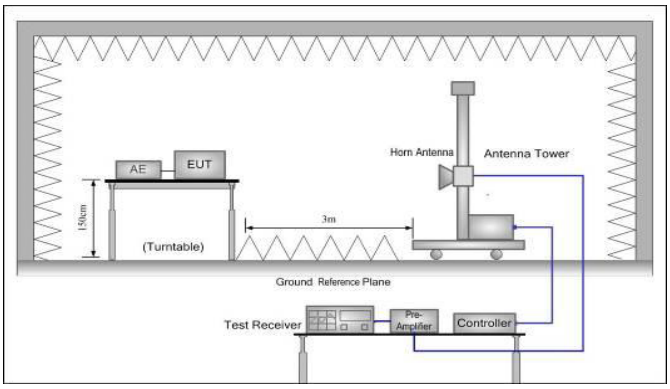
Test Procedure:	1. The EUT was placed on an non-conductive turntable using a non-conductive support. The radiated emission at the fundamental frequency was measured at 3 m with a test antenna and EMI spectrum analyzer. 2. During the tests, the antenna height and the EUT azimuth were varied in order to identify the maximum level of emissions from the EUT. This maximization process was repeated with the EUT positioned in each of its three orthogonal orientations. 3. The frequency range up to tenth harmonic was investigated for each

	of three fundamental frequency (low, middle and high channels). Once spurious emission was identified, the power of the emission was determined using the substitution method. 4. The spurious emissions attenuation was calculated as the difference between radiated power at the fundamental frequency and the spurious emissions frequency. ERP / EIRP = S.G. output (dBm) + Antenna Gain(dB/dBi) – Cable Loss (dB)
Test Instruments:	Refer to section 5.10 for details
Test mode:	Refer to section 5.3 for details.
Test results:	Passed

Measurement Data:

LTE Band 12 part:

LTE Band 12, WB: 1.4MHz				
RB size 1 & RB offset 0				
Frequency (MHz)	Spurious Emission		Limit (dBm)	Result
	Polarization	Level (dBm)		
Lowest Channel				
1399.40	Vertical	-57.49	-13.00	Pass
2099.10	V	-49.30		
2798.80	V	-53.20		
1399.40	Horizontal	-58.08		
2099.10	H	-46.36		
2798.80	H	-53.34		
Middle Channel				
1415.00	Vertical	-57.25	-13.00	Pass
2122.50	V	-49.21		
2830.00	V	-53.28		
1415.00	Horizontal	-58.41		
2122.50	H	-46.26		
2830.00	H	-53.89		
Highest Channel				
1430.60	Vertical	-57.13	-13.00	Pass
2145.90	V	-49.24		
2861.20	V	-53.39		
1430.60	Horizontal	-58.67		
2145.90	H	-46.61		
2861.20	H	-53.99		

Note:
1. The emission levels of below 1 GHz are 20 dB lower than the limit so not show in this report.
2. For above 1 GHz, all test modes were performed, and just the worst case shown in the report.

LTE Band 12, WB: 3MHz				
RB size 1 & RB offset 0				
Frequency (MHz)	Spurious Emission		Limit (dBm)	Result
	Polarization	Level (dBm)		
Lowest Channel				
1401.00	Vertical	-57.63	-13.00	Pass
2101.50	V	-49.58		
2802.00	V	-53.45		
1401.00	Horizontal	-58.45		
2101.50	H	-46.09		
2802.00	H	-53.35		
Middle Channel				
1415.00	Vertical	-57.41	-13.00	Pass
2122.50	V	-49.26		
2830.00	V	-53.81		
1415.00	Horizontal	-58.26		
2122.50	H	-46.33		
2830.00	H	-53.82		
Highest Channel				
1429.00	Vertical	-57.48	-13.00	Pass
2143.50	V	-49.74		
2858.00	V	-53.37		
1429.00	Horizontal	-58.09		
2143.50	H	-46.37		
2858.00	H	-53.35		

Note:

1. *The emission levels of below 1 GHz are 20 dB lower than the limit so not show in this report.*
2. *For above 1 GHz, all test modes were performed, and just the worst case shown in the report.*

LTE Band 12, WB: 5MHz				
RB size 1 & RB offset 0				
Frequency (MHz)	Spurious Emission		Limit (dBm)	Result
	Polarization	Level (dBm)		
Lowest Channel				
1403.00	Vertical	-57.14	-13.00	Pass
2104.50	V	-49.80		
2806.00	V	-53.96		
1403.00	Horizontal	-58.72		
2104.50	H	-46.74		
2806.00	H	-53.31		
Middle Channel				
1415.00	Vertical	-57.81	-13.00	Pass
2122.50	V	-49.21		
2830.00	V	-53.03		
1415.00	Horizontal	-58.69		
2122.50	H	-46.14		
2830.00	H	-53.81		
Highest Channel				
1427.00	Vertical	-57.74	-13.00	Pass
2410.50	V	-49.42		
2854.00	V	-53.24		
1427.00	Horizontal	-58.62		
2410.50	H	-46.53		
2854.00	H	-53.40		

Note:

1. *The emission levels of below 1 GHz are 20 dB lower than the limit so not show in this report.*
2. *For above 1 GHz, all test modes were performed, and just the worst case shown in the report.*

LTE Band 12, WB: 10MHz				
RB size 1 & RB offset 0				
Frequency (MHz)	Spurious Emission		Limit (dBm)	Result
	Polarization	Level (dBm)		
Lowest Channel				
1408.00	Vertical	-57.58	-13.00	Pass
2112.00	V	-49.47		
2816.00	V	-53.31		
1408.00	Horizontal	-58.31		
2112.00	H	-46.42		
2816.00	H	-53.93		
Middle Channel				
1415.00	Vertical	-57.18	-13.00	Pass
2122.50	V	-49.28		
2830.00	V	-53.81		
1415.00	Horizontal	-58.43		
2122.50	H	-46.80		
2830.00	H	-53.63		
Highest Channel				
1422.00	Vertical	-57.62	-13.00	Pass
2133.00	V	-49.63		
2844.00	V	-53.81		
1422.00	Horizontal	-58.36		
2133.00	H	-46.43		
2844.00	H	-53.53		

Note:

1. *The emission levels of below 1 GHz are 20 dB lower than the limit so not show in this report.*
2. *For above 1 GHz, all test modes were performed, and just the worst case shown in the report.*

LTE Band 25 part:

LTE Band 25, WB: 1.4MHz				
RB size 1 & RB offset 0				
Frequency (MHz)	Spurious Emission		Limit (dBm)	Result
	Polarization	Level (dBm)		
Lowest Channel				
3701.40	Vertical	-50.99	-13.00	Pass
5552.10	V	-45.28		
7402.80	V	-38.07		
3701.40	Horizontal	-51.26		
5552.10	H	-43.23		
7402.80	H	-37.35		
Middle Channel				
3765.00	Vertical	-50.37	-13.00	Pass
5647.50	V	-45.56		
7530.00	V	-38.75		
3765.00	Horizontal	-51.66		
5647.50	H	-43.46		
7530.00	H	-37.27		
Highest Channel				
3828.60	Vertical	-50.66	-13.00	Pass
5742.90	V	-45.46		
7657.20	V	-38.27		
3828.60	Horizontal	-51.67		
5742.90	H	-43.60		
7657.20	H	-37.78		

Note:

1. *The emission levels of below 1 GHz are 20 dB lower than the limit so not show in this report.*
2. *For above 1 GHz, all test modes were performed, and just the worst case shown in the report.*

LTE Band 25, WB: 3MHz				
RB size 1 & RB offset 0				
Frequency (MHz)	Spurious Emission		Limit (dBm)	Result
	Polarization	Level (dBm)		
Lowest Channel				
3703.00	Vertical	-50.60	-13.00	Pass
5554.50	V	-45.68		
7406.00	V	-38.42		
3703.00	Horizontal	-51.84		
5554.50	H	-43.44		
7406.00	H	-37.84		
Middle Channel				
3765.00	Vertical	-50.41	-13.00	Pass
5647.50	V	-45.99		
7530.00	V	-38.07		
3765.00	Horizontal	-51.12		
5647.50	H	-43.99		
7530.00	H	-37.38		
Highest Channel				
3827.00	Vertical	-50.10	-13.00	Pass
5740.50	V	-45.68		
7654.00	V	-38.76		
3827.00	Horizontal	-51.79		
5740.50	H	-43.57		
7654.00	H	-37.61		

Note:

1. *The emission levels of below 1 GHz are 20 dB lower than the limit so not show in this report.*
2. *For above 1 GHz, all test modes were performed, and just the worst case shown in the report.*

LTE Band 25, WB: 5MHz				
RB size 1 & RB offset 0				
Frequency (MHz)	Spurious Emission		Limit (dBm)	Result
	Polarization	Level (dBm)		
Lowest Channel				
3705.00	Vertical	-50.82	-13.00	Pass
5557.50	V	-45.21		
7410.00	V	-38.29		
3705.00	Horizontal	-51.92		
5557.50	H	-43.08		
7410.00	H	-37.57		
Middle Channel				
3765.00	Vertical	-50.65	-13.00	Pass
5647.50	V	-45.10		
7530.00	V	-38.68		
3765.00	Horizontal	-51.54		
5647.50	H	-43.58		
7530.00	H	-37.62		
Highest Channel				
3825.00	Vertical	-50.87	-13.00	Pass
5737.50	V	-45.06		
7650.00	V	-38.76		
3825.00	Horizontal	-51.46		
5737.50	H	-43.67		
7650.00	H	-37.61		

Note:

1. *The emission levels of below 1 GHz are 20 dB lower than the limit so not show in this report.*
2. *For above 1 GHz, all test modes were performed, and just the worst case shown in the report.*

LTE Band 25, WB: 10MHz				
RB size 1 & RB offset 0				
Frequency (MHz)	Spurious Emission		Limit (dBm)	Result
	Polarization	Level (dBm)		
Lowest Channel				
3710.00	Vertical	-50.85	-13.00	Pass
5565.00	V	-45.66		
7420.00	V	-38.64		
3710.00	Horizontal	-51.62		
5565.00	H	-43.72		
7420.00	H	-37.67		
Middle Channel				
3765.00	Vertical	-50.85	-13.00	Pass
5647.50	V	-45.38		
7530.00	V	-38.14		
3765.00	Horizontal	-51.05		
5647.50	H	-43.16		
7530.00	H	-37.68		
Highest Channel				
3820.00	Vertical	-50.99	-13.00	Pass
5730.00	V	-45.22		
7640.00	V	-38.38		
3820.00	Horizontal	-51.67		
5730.00	H	-43.07		
7640.00	H	-37.68		

Note:

1. *The emission levels of below 1 GHz are 20 dB lower than the limit so not show in this report.*
2. *For above 1 GHz, all test modes were performed, and just the worst case shown in the report.*

LTE Band 25, WB: 15MHz				
RB size 1 & RB offset 0				
Frequency (MHz)	Spurious Emission		Limit (dBm)	Result
	Polarization	Level (dBm)		
Lowest Channel				
3715.00	Vertical	-50.03	-13.00	Pass
5572.50	V	-45.92		
7430.00	V	-38.08		
3715.00	Horizontal	-51.92		
5572.50	H	-43.21		
7430.00	H	-37.57		
Middle Channel				
3765.00	Vertical	-50.15	-13.00	Pass
5647.50	V	-45.45		
7530.00	V	-38.74		
3765.00	Horizontal	-51.37		
5647.50	H	-43.16		
7530.00	H	-37.68		
Highest Channel				
3815.00	Vertical	-50.73	-13.00	Pass
5722.50	V	-45.12		
7630.00	V	-38.56		
3815.00	Horizontal	-51.10		
5722.50	H	-43.85		
7630.00	H	-37.26		

Note:

1. *The emission levels of below 1 GHz are 20 dB lower than the limit so not show in this report.*
2. *For above 1 GHz, all test modes were performed, and just the worst case shown in the report.*

LTE Band 25, WB: 20MHz				
RB size 1 & RB offset 0				
Frequency (MHz)	Spurious Emission		Limit (dBm)	Result
	Polarization	Level (dBm)		
Lowest Channel				
3720.00	Vertical	-50.11	-13.00	Pass
5580.00	V	-45.85		
7440.00	V	-38.28		
3720.00	Horizontal	-51.68		
5580.00	H	-43.07		
7440.00	H	-37.26		
Middle Channel				
3765.00	Vertical	-50.07	-13.00	Pass
5647.50	V	-45.99		
7530.00	V	-38.32		
3765.00	Horizontal	-51.61		
5647.50	H	-43.23		
7530.00	H	-37.98		
Highest Channel				
3810.00	Vertical	-50.79	-13.00	Pass
5715.00	V	-45.11		
7620.00	V	-38.46		
3810.00	Horizontal	-51.73		
5715.00	H	-43.75		
7620.00	H	-37.92		

Note:

1. *The emission levels of below 1 GHz are 20 dB lower than the limit so not show in this report.*
2. *For above 1 GHz, all test modes were performed, and just the worst case shown in the report.*

LTE Band 5&26(part 22H):

LTE Band 5&26(part 22H), WB: 1.4MHz				
RB size 1 & RB offset 0				
Frequency (MHz)	Spurious Emission		Limit (dBm)	Result
	Polarization	Level (dBm)		
Lowest Channel				
1649.40	Vertical	-46.66	-13.00	Pass
2474.10	V	-42.07		
3298.80	V	-51.47		
1649.40	Horizontal	-47.99		
2474.10	H	-41.97		
3298.80	H	-52.02		
Middle Channel				
1673.00	Vertical	-46.16	-13.00	Pass
2509.50	V	-42.24		
3346.00	V	-51.33		
1673.00	Horizontal	-47.49		
2509.50	H	-41.93		
3346.00	H	-52.47		
Highest Channel				
1696.60	Vertical	-46.93	-13.00	Pass
2544.90	V	-42.37		
3393.20	V	-51.27		
1696.60	Horizontal	-47.09		
2544.90	H	-41.82		
3393.20	H	-52.35		

Note:

1. *The emission levels of below 1 GHz are 20 dB lower than the limit so not show in this report.*
2. *For above 1 GHz, all test modes were performed, and just the worst case shown in the report.*

LTE Band 5&26(part 22H), WB: 3MHz				
RB size 1 & RB offset 0				
Frequency (MHz)	Spurious Emission		Limit (dBm)	Result
	Polarization	Level (dBm)		
Lowest Channel				
1651.00	Vertical	-46.55	-13.00	Pass
2476.50	V	-42.82		
3302.00	V	-51.09		
1651.00	Horizontal	-47.93		
2476.50	H	-41.42		
3302.00	H	-52.49		
Middle Channel				
1673.00	Vertical	-46.39	-13.00	Pass
2509.50	V	-42.91		
3346.00	V	-51.58		
1673.00	Horizontal	-47.23		
2509.50	H	-41.82		
3346.00	H	-52.37		
Highest Channel				
1695.00	Vertical	-46.38	-13.00	Pass
2542.50	V	-42.60		
3390.00	V	-51.83		
1695.00	Horizontal	-47.55		
2542.50	H	-41.99		
3390.00	H	-52.25		

Note:

1. *The emission levels of below 1 GHz are 20 dB lower than the limit so not show in this report.*
2. *For above 1 GHz, all test modes were performed, and just the worst case shown in the report.*

LTE Band 5&26(part 22H), WB: 5MHz				
RB size 1 & RB offset 0				
Frequency (MHz)	Spurious Emission		Limit (dBm)	Result
	Polarization	Level (dBm)		
Lowest Channel				
1653.00	Vertical	-46.03	-13.00	Pass
2479.50	V	-42.93		
3306.00	V	-51.38		
1653.00	Horizontal	-47.13		
2479.50	H	-41.28		
3306.00	H	-52.03		
Middle Channel				
1673.00	Vertical	-46.47	-13.00	Pass
2509.50	V	-42.99		
3346.00	V	-51.98		
1673.00	Horizontal	-47.41		
2509.50	H	-41.15		
3346.00	H	-52.93		
Highest Channel				
1693.00	Vertical	-46.37	-13.00	Pass
2539.50	V	-42.26		
3386.00	V	-51.58		
1693.00	Horizontal	-47.63		
2539.50	H	-41.41		
3386.00	H	-52.12		

Note:

1. *The emission levels of below 1 GHz are 20 dB lower than the limit so not show in this report.*
2. *For above 1 GHz, all test modes were performed, and just the worst case shown in the report.*

LTE Band 5&26(part 22H), WB: 10MHz				
RB size 1 & RB offset 0				
Frequency (MHz)	Spurious Emission		Limit (dBm)	Result
	Polarization	Level (dBm)		
Lowest Channel				
1658.00	Vertical	-46.39	-13.00	Pass
2487.00	V	-42.12		
3316.00	V	-51.28		
1658.00	Horizontal	-47.38		
2487.00	H	-41.39		
3316.00	H	-52.37		
Middle Channel				
1673.00	Vertical	-46.41	-13.00	Pass
2509.50	V	-42.98		
3346.00	V	-51.03		
1673.00	Horizontal	-47.93		
2509.50	H	-41.38		
3346.00	H	-52.03		
Highest Channel				
1688.00	Vertical	-46.91	-13.00	Pass
2532.00	V	-42.12		
3376.00	V	-51.35		
1688.00	Horizontal	-47.58		
2532.00	H	-41.42		
3376.00	H	-52.88		

Note:

1. *The emission levels of below 1 GHz are 20 dB lower than the limit so not show in this report.*
2. *For above 1 GHz, all test modes were performed, and just the worst case shown in the report.*

LTE Band 26(part 22H), WB: 15MHz				
RB size 1 & RB offset 0				
Frequency (MHz)	Spurious Emission		Limit (dBm)	Result
	Polarization	Level (dBm)		
Lowest Channel				
1663.00	Vertical	-46.37	-13.00	Pass
2494.50	V	-42.47		
3326.00	V	-51.52		
1663.00	Horizontal	-47.42		
2494.50	H	-41.12		
3326.00	H	-52.98		
Middle Channel				
1673.00	Vertical	-46.58	-13.00	Pass
2509.50	V	-42.83		
3346.00	V	-51.25		
1673.00	Horizontal	-47.55		
2509.50	H	-41.98		
3346.00	H	-52.42		
Highest Channel				
1683.00	Vertical	-46.07	-13.00	Pass
2524.50	V	-42.25		
3366.00	V	-51.28		
1683.00	Horizontal	-47.99		
2524.50	H	-41.42		
3366.00	H	-52.52		

Note:

1. *The emission levels of below 1 GHz are 20 dB lower than the limit so not show in this report.*
2. *For above 1 GHz, all test modes were performed, and just the worst case shown in the report.*

LTE Band 26(part 90S):

LTE Band 26(part 90S), WB: 1.4MHz				
RB size 1 & RB offset 0				
Frequency (MHz)	Spurious Emission		Limit (dBm)	Result
	Polarization	Level (dBm)		
Lowest Channel				
1629.40	Vertical	-46.25	-13.00	Pass
2444.10	V	-42.09		
3258.80	V	-51.47		
1629.40	Horizontal	-47.15		
2444.10	H	-41.28		
3258.80	H	-52.48		
Middle Channel				
1638.00	Vertical	-46.36	-13.00	Pass
2457.00	V	-42.28		
3276.00	V	-51.48		
1638.00	Horizontal	-47.36		
2457.00	H	-41.93		
3276.00	H	-52.83		
Highest Channel				
1646.60	Vertical	-46.07	-13.00	Pass
2469.90	V	-42.95		
3293.20	V	-51.55		
1646.60	Horizontal	-47.37		
2469.90	H	-41.25		
3293.20	H	-52.03		

Note:

1. *The emission levels of below 1 GHz are 20 dB lower than the limit so not show in this report.*
2. *For above 1 GHz, all test modes were performed, and just the worst case shown in the report.*

LTE Band 26(part 90S), WB: 3MHz				
RB size 1 & RB offset 0				
Frequency (MHz)	Spurious Emission		Limit (dBm)	Result
	Polarization	Level (dBm)		
Lowest Channel				
1631.00	Vertical	-46.41	-13.00	Pass
2446.50	V	-42.30		
3262.00	V	-51.28		
1631.00	Horizontal	-47.47		
2446.50	H	-41.09		
3262.00	H	-52.37		
Middle Channel				
1638.00	Vertical	-46.63	-13.00	Pass
2457.00	V	-42.09		
3276.00	V	-51.83		
1638.00	Horizontal	-47.91		
2457.00	H	-41.47		
3276.00	H	-52.67		
Highest Channel				
1645.00	Vertical	-46.41	-13.00	Pass
2467.50	V	-42.66		
3290.00	V	-51.28		
1645.00	Horizontal	-47.48		
2467.50	H	-41.70		
3290.00	H	-52.09		

Note:

1. *The emission levels of below 1 GHz are 20 dB lower than the limit so not show in this report.*
2. *For above 1 GHz, all test modes were performed, and just the worst case shown in the report.*

LTE Band 26(part 90S), WB: 5MHz				
RB size 1 & RB offset 0				
Frequency (MHz)	Spurious Emission		Limit (dBm)	Result
	Polarization	Level (dBm)		
Lowest Channel				
1633.00	Vertical	-46.37	-13.00	Pass
2449.50	V	-42.48		
3266.00	V	-51.82		
1633.00	Horizontal	-47.48		
2449.50	H	-41.95		
3266.00	H	-52.63		
Middle Channel				
1638.00	Vertical	-46.46	-13.00	Pass
2457.00	V	-42.33		
3276.00	V	-51.47		
1638.00	Horizontal	-47.55		
2457.00	H	-41.82		
3276.00	H	-52.55		
Highest Channel				
1643.00	Vertical	-46.12	-13.00	Pass
2464.50	V	-42.08		
3286.00	V	-51.28		
1643.00	Horizontal	-47.07		
2464.50	H	-41.93		
3286.00	H	-52.55		

Note:

1. *The emission levels of below 1 GHz are 20 dB lower than the limit so not show in this report.*
2. *For above 1 GHz, all test modes were performed, and just the worst case shown in the report.*

LTE Band 26(part 90S), WB: 10MHz				
RB size 1 & RB offset 0				
Frequency (MHz)	Spurious Emission		Limit (dBm)	Result
	Polarization	Level (dBm)		
Middle Channel				
1638.00	Vertical	-46.91	-13.00	Pass
2457.00	V	-42.08		
3276.00	V	-51.03		
1638.00	Horizontal	-47.25		
2457.00	H	-41.93		
3276.00	H	-52.24		

Note:
1. *The emission levels of below 1 GHz are 20 dB lower than the limit so not show in this report.*
2. *For above 1 GHz, all test modes were performed, and just the worst case shown in the report.*

LTE Band 26(part 90S), WB: 15MHz				
RB size 1 & RB offset 0				
Frequency (MHz)	Spurious Emission		Limit (dBm)	Result
	Polarization	Level (dBm)		
Lowest Channel				
1643.00	Vertical	-46.51	-13.00	Pass
2464.50	V	-42.67		
3286.00	V	-51.37		
1643.00	Horizontal	-47.15		
2464.50	H	-41.95		
3286.00	H	-52.55		

Note:
1. *The emission levels of below 1 GHz are 20 dB lower than the limit so not show in this report.*
2. *For above 1 GHz, all test modes were performed, and just the worst case shown in the report.*

LTE Band 41 part:

LTE Band 41, WB: 5MHz				
RB size 1 & RB offset 0				
Frequency (MHz)	Spurious Emission		Limit (dBm)	Result
	Polarization	Level (dBm)		
Lowest Channel				
5115.00	Vertical	-46.43	-25.00	Pass
7672.50	V	-40.06		
10230.00	V	-36.64		
5115.00	Horizontal	-46.17		
7672.50	H	-39.62		
10230.00	H	-35.12		
Middle Channel				
5210.00	Vertical	-46.25	-25.00	Pass
7815.00	V	-40.08		
10420.00	V	-36.87		
5210.00	Horizontal	-46.64		
7815.00	H	-39.81		
10420.00	H	-35.87		
Highest Channel				
5305.00	Vertical	-46.26	-25.00	Pass
7957.50	V	-40.64		
10610.00	V	-36.68		
5305.00	Horizontal	-46.41		
7957.50	H	-39.87		
10610.00	H	-35.15		

Note:

1. *The emission levels of below 1 GHz are 20 dB lower than the limit so not show in this report.*
2. *For above 1 GHz, all test modes were performed, and just the worst case shown in the report.*

LTE Band 41, WB: 10MHz				
RB size 1 & RB offset 0				
Frequency (MHz)	Spurious Emission		Limit (dBm)	Result
	Polarization	Level (dBm)		
Lowest Channel				
5120.00	Vertical	-46.78	-25.00	Pass
7680.00	V	-40.14		
10240.00	V	-36.19		
5120.00	Horizontal	-46.09		
7680.00	H	-39.95		
10240.00	H	-35.46		
Middle Channel				
5210.00	Vertical	-46.09	-25.00	Pass
7815.00	V	-40.87		
10420.00	V	-36.12		
5210.00	Horizontal	-46.07		
7815.00	H	-39.44		
10420.00	H	-35.06		
Highest Channel				
5300.00	Vertical	-46.89	-25.00	Pass
7950.00	V	-40.44		
10600.00	V	-36.46		
5300.00	Horizontal	-46.92		
7950.00	H	-39.08		
10600.00	H	-35.14		

Note:

1. *The emission levels of below 1 GHz are 20 dB lower than the limit so not show in this report.*
2. *For above 1 GHz, all test modes were performed, and just the worst case shown in the report.*

LTE Band 41, WB: 15MHz				
RB size 1 & RB offset 0				
Frequency (MHz)	Spurious Emission		Limit (dBm)	Result
	Polarization	Level (dBm)		
Lowest Channel				
5125.00	Vertical	-46.08	-25.00	Pass
7687.50	V	-40.23		
10250.00	V	-36.08		
5125.00	Horizontal	-46.64		
7687.50	H	-39.04		
10250.00	H	-35.51		
Middle Channel				
5210.00	Vertical	-46.42	-25.00	Pass
7815.00	V	-40.06		
10420.00	V	-36.99		
5210.00	Horizontal	-46.12		
7815.00	H	-39.07		
10420.00	H	-35.64		
Highest Channel				
5295.00	Vertical	-46.51	-25.00	Pass
7942.50	V	-40.68		
10590.00	V	-36.95		
5295.00	Horizontal	-46.44		
7942.50	H	-39.41		
10590.00	H	-35.09		

Note:

1. *The emission levels of below 1 GHz are 20 dB lower than the limit so not show in this report.*
2. *For above 1 GHz, all test modes were performed, and just the worst case shown in the report.*

LTE Band 41, WB: 20MHz				
RB size 1 & RB offset 0				
Frequency (MHz)	Spurious Emission		Limit (dBm)	Result
	Polarization	Level (dBm)		
Lowest Channel				
5130.00	Vertical	-46.39	-25.00	Pass
7695.00	V	-40.87		
10260.00	V	-36.12		
5130.00	Horizontal	-46.34		
7695.00	H	39.08		
10260.00	H	-35.68		
Middle Channel				
5210.00	Vertical	-46.78	-25.00	Pass
7815.00	V	-40.39		
10420.00	V	-36.08		
5210.00	Horizontal	-46.51		
7815.00	H	-39.68		
10420.00	H	-35.91		
Highest Channel				
5290.00	Vertical	-46.24	-25.00	Pass
7935.00	V	-40.27		
10580.00	V	-36.07		
5290.00	Horizontal	-46.44		
7935.00	H	-39.06		
10580.00	H	-35.07		

Note:

1. *The emission levels of below 1 GHz are 20 dB lower than the limit so not show in this report.*
2. *For above 1 GHz, all test modes were performed, and just the worst case shown in the report.*

LTE Band 66 part:

LTE Band 66, WB: 1.4MHz				
RB size 1 & RB offset 0				
Frequency (MHz)	Spurious Emission		Limit (dBm)	Result
	Polarization	Level (dBm)		
Lowest Channel				
3421.40	Vertical	-50.28	-13.00	Pass
5132.10	V	-42.78		
6842.80	V	-38.56		
3421.40	Horizontal	-49.35		
5132.10	H	-42.11		
6842.80	H	-36.88		
Middle Channel				
3490.00	Vertical	-50.36	-13.00	Pass
5235.00	V	-42.12		
6980.00	V	-38.64		
3490.00	Horizontal	-49.37		
5235.00	H	-42.56		
6980.00	H	-36.82		
Highest Channel				
3558.60	Vertical	-50.42	-13.00	Pass
5337.90	V	-42.12		
7117.20	V	-38.45		
3558.60	Horizontal	-49.50		
5337.90	H	-42.51		
7117.20	H	-36.57		

Note:
1. *The emission levels of below 1 GHz are 20 dB lower than the limit so not show in this report.*
2. *For above 1 GHz, all test modes were performed, and just the worst case shown in the report.*

LTE Band 66, WB: 3MHz				
RB size 1 & RB offset 0				
Frequency (MHz)	Spurious Emission		Limit (dBm)	Result
	Polarization	Level (dBm)		
Lowest Channel				
3423.00	Vertical	-50.36	-13.00	Pass
5134.50	V	-42.44		
6846.00	V	-38.84		
3423.00	Horizontal	-49.37		
5134.50	H	-42.57		
6846.00	H	-36.46		
Middle Channel				
3490.00	Vertical	-50.46	-13.00	Pass
5235.00	V	-42.74		
6980.00	V	-38.12		
3490.00	Horizontal	-49.11		
5235.00	H	-42.45		
6980.00	H	-36.79		
Highest Channel				
3557.00	Vertical	-50.45	-13.00	Pass
5335.50	V	-42.35		
7114.00	V	-38.57		
3557.00	Horizontal	-49.82		
5335.50	H	-42.27		
7114.00	H	-36.75		

Note:

1. *The emission levels of below 1 GHz are 20 dB lower than the limit so not show in this report.*
2. *For above 1 GHz, all test modes were performed, and just the worst case shown in the report.*

LTE Band 66, WB: 5MHz				
RB size 1 & RB offset 0				
Frequency (MHz)	Spurious Emission		Limit (dBm)	Result
	Polarization	Level (dBm)		
Lowest Channel				
3425.00	Vertical	-50.29	-13.00	Pass
5137.50	V	-42.12		
6850.00	V	-38.36		
3425.00	Horizontal	-49.41		
5137.50	H	-42.45		
6850.00	H	-36.11		
Middle Channel				
3490.00	Vertical	-50.37	-13.00	Pass
5235.00	V	-42.07		
6980.00	V	-38.45		
3490.00	Horizontal	-39.82		
5235.00	H	-42.46		
6980.00	H	-36.58		
Highest Channel				
3555.00	Vertical	-50.36	-13.00	Pass
5332.50	V	-42.44		
7110.00	V	-38.99		
3555.00	Horizontal	-49.89		
5332.50	H	-42.37		
7110.00	H	-36.37		

Note:

1. *The emission levels of below 1 GHz are 20 dB lower than the limit so not show in this report.*
2. *For above 1 GHz, all test modes were performed, and just the worst case shown in the report.*

LTE Band 66, WB: 10MHz				
RB size 1 & RB offset 0				
Frequency (MHz)	Spurious Emission		Limit (dBm)	Result
	Polarization	Level (dBm)		
Lowest Channel				
3430.00	Vertical	-50.20	-13.00	Pass
5145.00	V	-42.56		
6860.00	V	-38.51		
3430.00	Horizontal	-49.46		
5145.00	H	-42.61		
6860.00	H	-36.50		
Middle Channel				
3490.00	Vertical	-50.11	-13.00	Pass
5235.00	V	-42.37		
6980.00	V	-38.23		
3490.00	Horizontal	-49.36		
5235.00	H	-42.45		
6980.00	H	-36.57		
Highest Channel				
3550.00	Vertical	-50.56	-13.00	Pass
5325.00	V	-42.75		
7100.00	V	-38.37		
3550.00	Horizontal	-49.50		
5325.00	H	-42.12		
7100.00	H	-36.55		

Note:

1. *The emission levels of below 1 GHz are 20 dB lower than the limit so not show in this report.*
2. *For above 1 GHz, all test modes were performed, and just the worst case shown in the report.*

LTE Band 66, WB: 15MHz				
RB size 1 & RB offset 0				
Frequency (MHz)	Spurious Emission		Limit (dBm)	Result
	Polarization	Level (dBm)		
Lowest Channel				
3435.00	Vertical	-50.61	-13.00	Pass
5152.50	V	-42.11		
6870.00	V	-38.45		
3435.00	Horizontal	-49.37		
5152.50	H	-42.74		
6870.00	H	-36.41		
Middle Channel				
3490.00	Vertical	-50.45	-13.00	Pass
5235.00	V	-42.36		
6980.00	V	-38.61		
3490.00	Horizontal	-39.79		
5235.00	H	-42.27		
6980.00	H	-36.64		
Highest Channel				
3545.00	Vertical	-50.56	-13.00	Pass
5317.50	V	-42.57		
7090.00	V	-38.46		
3545.00	Horizontal	-49.41		
5317.50	H	-42.82		
7090.00	H	-36.57		

Note:

1. *The emission levels of below 1 GHz are 20 dB lower than the limit so not show in this report.*
2. *For above 1 GHz, all test modes were performed, and just the worst case shown in the report.*

LTE Band 66, WB: 20MHz				
RB size 1 & RB offset 0				
Frequency (MHz)	Spurious Emission		Limit (dBm)	Result
	Polarization	Level (dBm)		
Lowest Channel				
3440.00	Vertical	-50.44	-13.00	Pass
5160.00	V	-42.36		
6880.00	V	-38.88		
3440.00	Horizontal	-49.44		
5160.00	H	-42.42		
6880.00	H	-36.42		
Middle Channel				
3490.00	Vertical	-50.84	-13.00	Pass
5235.00	V	-42.74		
6980.00	V	-38.57		
3490.00	Horizontal	-49.59		
5235.00	H	-42.36		
6980.00	H	-36.42		
Highest Channel				
3540.00	Vertical	-50.12	-13.00	Pass
5310.00	V	-42.89		
7080.00	V	-38.26		
3540.00	Horizontal	-49.37		
5310.00	H	-42.44		
7080.00	H	-36.80		

Note:

1. *The emission levels of below 1 GHz are 20 dB lower than the limit so not show in this report.*
2. *For above 1 GHz, all test modes were performed, and just the worst case shown in the report.*

LTE Band 71 part:

LTE Band 71, WB: 5MHz				
RB size 1 & RB offset 0				
Frequency (MHz)	Spurious Emission		Limit (dBm)	Result
	Polarization	Level (dBm)		
Lowest Channel				
1331.00	Vertical	-47.26	-25.00	Pass
1996.50	V	-43.82		
2662.00	V	-50.24		
1331.00	Horizontal	-48.39		
1996.50	H	-44.26		
2662.00	H	-51.07		
Middle Channel				
1361.00	Vertical	-47.37	-25.00	Pass
2041.50	V	-43.56		
2722.00	V	-50.75		
1361.00	Horizontal	-48.25		
2041.50	H	-44.27		
2722.00	H	-51.39		
Highest Channel				
1391.00	Vertical	-47.56	-25.00	Pass
2086.50	V	-43.45		
2782.00	V	-50.84		
1391.00	Horizontal	-48.42		
2086.50	H	-44.12		
2782.00	H	-51.58		

Note:

3. The emission levels of below 1 GHz are 20 dB lower than the limit so not show in this report.

4. For above 1 GHz, all test modes were performed, and just the worst case shown in the report.

LTE Band 71, WB: 10MHz				
RB size 1 & RB offset 0				
Frequency (MHz)	Spurious Emission		Limit (dBm)	Result
	Polarization	Level (dBm)		
Lowest Channel				
1336.00	Vertical	-47.29	-25.00	Pass
2004.00	V	-43.12		
2672.00	V	-50.44		
1336.00	Horizontal	-48.56		
2004.00	H	-44.37		
2672.00	H	-51.45		
Middle Channel				
1361.00	Vertical	-47.45	-25.00	Pass
2041.50	V	-43.58		
2722.00	V	-50.26		
1361.00	Horizontal	-48.04		
2041.50	H	-44.39		
2722.00	H	-51.79		
Highest Channel				
1386.00	Vertical	-47.42	-25.00	Pass
2079.00	V	-43.37		
2772.00	V	-50.25		
1386.00	Horizontal	-48.61		
2079.00	H	-44.07		
2772.00	H	-51.82		

Note:

3. The emission levels of below 1 GHz are 20 dB lower than the limit so not show in this report.

4. For above 1 GHz, all test modes were performed, and just the worst case shown in the report.

LTE Band 71, WB: 15MHz				
RB size 1 & RB offset 0				
Frequency (MHz)	Spurious Emission		Limit (dBm)	Result
	Polarization	Level (dBm)		
Lowest Channel				
1341.00	Vertical	-47.93	-25.00	Pass
2011.50	V	-43.42		
2682.00	V	-50.11		
1341.00	Horizontal	-48.11		
2011.50	H	-44.26		
2682.00	H	-51.29		
Middle Channel				
1361.00	Vertical	-47.71	-25.00	Pass
2041.50	V	-43.56		
2722.00	V	-50.18		
1361.00	Horizontal	-48.28		
2041.50	H	-44.44		
2722.00	H	-51.39		
Highest Channel				
1381.00	Vertical	-47.46	-25.00	Pass
2071.50	V	-43.78		
2762.00	V	-50.56		
1381.00	Horizontal	-48.25		
2071.50	H	-44.93		
2762.00	H	-51.93		

Note:

3. The emission levels of below 1 GHz are 20 dB lower than the limit so not show in this report.

4. For above 1 GHz, all test modes were performed, and just the worst case shown in the report.

LTE Band 71, WB: 20MHz				
RB size 1 & RB offset 0				
Frequency (MHz)	Spurious Emission		Limit (dBm)	Result
	Polarization	Level (dBm)		
Lowest Channel				
1346.00	Vertical	-47.36	-25.00	Pass
2019.00	V	-43.52		
2692.00	V	-50.13		
1346.00	Horizontal	-48.82		
2019.00	H	-44.39		
2692.00	H	-51.82		
Middle Channel				
1366.00	Vertical	-47.45	-25.00	Pass
2049.00	V	-43.45		
2732.00	V	-50.37		
1366.00	Horizontal	-48.84		
2049.00	H	-44.36		
2732.00	H	-51.18		
Highest Channel				
1376.00	Vertical	-47.42	-25.00	Pass
2064.00	V	-43.54		
2752.00	V	-50.96		
1376.00	Horizontal	-48.42		
2064.00	H	-44.41		
2752.00	H	-51.89		

Note:

3. The emission levels of below 1 GHz are 20 dB lower than the limit so not show in this report.

4. For above 1 GHz, all test modes were performed, and just the worst case shown in the report.

6.6 Frequency stability V.S. Temperature measurement

Test Requirement:	Part 22.355, Part 24.235, Part 27.54, Part 2.1055(a)(1)(b)
Limit:	±2.5ppm
Test setup:	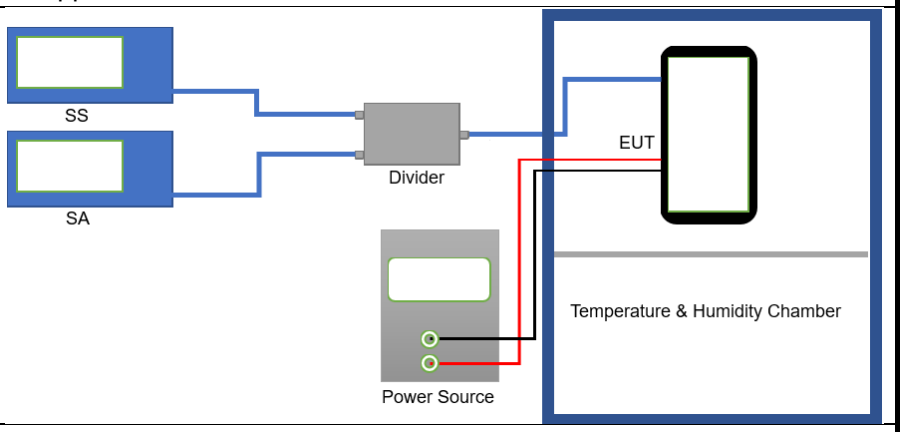
Test procedure:	1. The equipment under test was connected to an external DC power supply and input rated voltage. 2. RF output was connected to a frequency counter or spectrum analyzer via feed through attenuators. 3. The EUT was placed inside the temperature chamber. 4. Set the spectrum analyzer RBW low enough to obtain the desired frequency resolution and measure EUT 25℃ operating frequency as reference frequency. 5. Turn EUT off and set the chamber temperature to –30℃. After the temperature stabilized for approximately 30 minutes recorded the frequency. 6. Repeat step measure with 10℃ increased per stage until the highest temperature of +50℃ reached
Test Instruments:	Refer to section 5.10 for details
Test mode:	Refer to section 5.3 for details
Test results:	Passed

Measurement Data (worst case):

LTE Band 12 part:

Reference Frequency: LTE Band 12 (10MHz) Middle channel=23095 channel=707.50MHz					
Power supplied (Vdc)	Temperature (℃)	Frequency error		Limit (ppm)	Result
		Hz	ppm		
QPSK					
3.70	-30	194	0.274205	±2.5	Pass
	-20	152	0.214841		
	-10	160	0.226148		
	0	124	0.175265		
	10	183	0.258657		
	20	172	0.243110		
	30	111	0.156890		
	40	102	0.144170		
	50	147	0.207774		
16QAM					
3.70	-30	165	0.233216	±2.5	Pass
	-20	147	0.207774		
	-10	109	0.154064		
	0	119	0.168198		
	10	141	0.199293		
	20	137	0.193640		
	30	153	0.216254		
	40	130	0.183746		
	50	135	0.190813		
Note: Only the worst case shown in the report.					

LTE Band 25 part:

Reference Frequency: LTE Band 25 (10MHz) Middle channel=26365 channel=1882.5MHz					
Power supplied (Vdc)	Temperature (℃)	Frequency error		Limit (ppm)	Result
		Hz	ppm		
QPSK					
3.70	-30	180	0.095618	±2.5	Pass
	-20	169	0.089774		
	-10	164	0.087118		
	0	117	0.062151		
	10	134	0.071182		
	20	168	0.089243		
	30	108	0.057371		
	40	156	0.082869		
	50	140	0.074369		
16QAM					
3.70	-30	170	0.090305	±2.5	Pass
	-20	148	0.078619		
	-10	140	0.074369		
	0	120	0.063745		
	10	159	0.084462		
	20	136	0.072244		
	30	154	0.081806		
	40	131	0.069588		
	50	160	0.084993		
Note: Only the worst case shown in the report.					

LTE Band 5&26(part 22H):

Reference Frequency: LTE Band 5&26(part 22H) (10MHz) Middle channel=26915 channel=836.5MHz					
Power supplied (Vdc)	Temperature (℃)	Frequency error		Limit (ppm)	Result
		Hz	ppm		
QPSK					
3.70	-30	187	0.223551	±2.5	Pass
	-20	133	0.158996		
	-10	159	0.190078		
	0	110	0.131500		
	10	163	0.194860		
	20	172	0.205619		
	30	110	0.131500		
	40	104	0.124328		
	50	150	0.179319		
16QAM					
3.870	-30	150	0.179319	±2.5	Pass
	-20	120	0.143455		
	-10	144	0.172146		
	0	122	0.145846		
	10	141	0.168559		
	20	140	0.167364		
	30	147	0.175732		
	40	133	0.158996		
	50	138	0.164973		
Note: Only the worst case shown in the report.					

LTE Band 26(part 90S):

Reference Frequency: LTE Band 26(part 90S (10MHz) Middle channel=26740 channel=819.0MHz					
Power supplied (Vdc)	Temperature (℃)	Frequency error		Limit (ppm)	Result
		Hz	ppm		
QPSK					
3.70	-30	187	0.228327	±2.5	Pass
	-20	133	0.162393		
	-10	159	0.194139		
	0	114	0.139194		
	10	150	0.183150		
	20	167	0.203907		
	30	106	0.129426		
	40	102	0.124542		
	50	146	0.178266		
16QAM					
3.70	-30	150	0.183150	±2.5	Pass
	-20	123	0.150183		
	-10	133	0.162393		
	0	109	0.133089		
	10	130	0.158730		
	20	138	0.168498		
	30	129	0.157509		
	40	140	0.170940		
	50	110	0.134310		
Note: Only the worst case shown in the report.					

LTE Band 41:

Reference Frequency: LTE Band 41 (5MHz)Middle channel=40740 channel=2605.0MHz					
Power supplied (Vdc)	Temperature (℃)	Frequency error		Limit (ppm)	Result
		Hz	ppm		
QPSK					
3.70	-30	190	0.072937	±2.5	Pass
	-20	137	0.052591		
	-10	168	0.064491		
	0	118	0.045298		
	10	163	0.062572		
	20	171	0.065643		
	30	110	0.042226		
	40	106	0.040691		
	50	156	0.059885		
16QAM					
3.70	-30	154	0.059117	±2.5	Pass
	-20	127	0.048752		
	-10	142	0.054511		
	0	120	0.046065		
	10	139	0.053359		
	20	148	0.056814		
	30	143	0.054894		
	40	133	0.051056		
	50	116	0.044530		
Note: Only the worst case shown in the report.					

LTE Band 66 part:

Reference Frequency: LTE Band 66 (10MHz) Middle channel=132322 channel=1745.00MHz					
Power supplied (Vdc)	Temperature (℃)	Frequency error		Limit (ppm)	Result
		Hz	ppm		
QPSK					
3.70	-30	198	0.113467	±2.5	Pass
	-20	155	0.088825		
	-10	163	0.093410		
	0	123	0.070487		
	10	188	0.107736		
	20	174	0.099713		
	30	114	0.065330		
	40	105	0.060172		
	50	150	0.085960		
16QAM					
3.70	-30	123	0.070487	±2.5	Pass
	-20	150	0.085960		
	-10	166	0.095129		
	0	122	0.069914		
	10	144	0.082521		
	20	140	0.080229		
	30	156	0.089398		
	40	133	0.076218		
	50	138	0.079083		
Note: Only the worst case shown in the report.					

LTE Band 71 part:

Reference Frequency: LTE Band 71 (10MHz) Middle channel=133297 Frequency=680.50MHz					
Power supplied (Vdc)	Temperature (℃)	Frequency error		Limit (ppm)	Result
		Hz	ppm		
QPSK					
3.70	-30	183	0.268920	±2.5	Pass
	-20	162	0.238060		
	-10	114	0.167524		
	0	136	0.199853		
	10	146	0.214548		
	20	154	0.226304		
	30	153	0.224835		
	40	126	0.185158		
	50	106	0.155768		
16QAM					
3.70	-30	156	0.229243	±2.5	Pass
	-20	114	0.167524		
	-10	135	0.198384		
	0	159	0.233652		
	10	126	0.185158		
	20	125	0.183688		
	30	113	0.166054		
	40	109	0.160176		
	50	141	0.207201		
Note: Only the worst case shown in the report.					

6.7 Frequency stability V.S. Voltage measurement

Test Requirement:	Part 22.355, Part 24.235, Part 27.54, Part 2.1055(d)(2)
Limit:	±2.5ppm
Test setup:	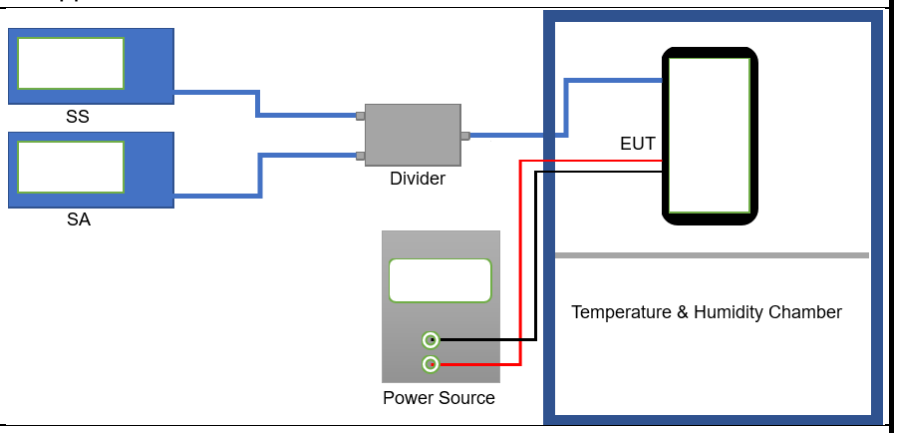
Test procedure:	1. Set chamber temperature to 25℃. Use a variable DC power source to power the EUT and set the voltage to rated voltage. 2. Set the spectrum analyzer RBW low enough to obtain the desired frequency resolution and recorded the frequency. 3. Reduce the input voltage to specify extreme voltage variation (+/-15%) and endpoint, record the maximum frequency change.
Test Instruments:	Refer to section 5.10 for details
Test mode:	Refer to section 5.3 for details
Test results:	Passed

Measurement Data (worst case):

LTE Band 12 part:

Reference Frequency: LTE Band 12(10MHz) Middle channel=23095 channel=707.50MHz					
Temperature (℃)	Power supplied (Vdc)	Frequency error		Limit (ppm)	Result
		Hz	ppm		
QPSK					
25	4.20	95	0.134276	±2.5	Pass
	3.70	60	0.084806		
	3.50	79	0.111661		
16QAM					
25	4.20	90	0.127208	±2.5	Pass
	3.70	80	0.113074		
	3.50	60	0.084806		
Note: Only the worst case shown in the report.					

LTE Band 25 part:

Reference Frequency: LTE Band 25(10MHz) Middle channel=26365 channel=1882.5MHz					
Temperature (℃)	Power supplied (Vdc)	Frequency error		Limit (ppm)	Result
		Hz	ppm		
QPSK					
25	4.20	88	0.046746	±2.5	Pass
	3.70	73	0.038778		
	3.50	62	0.032935		
16QAM					
25	4.20	79	0.041965	±2.5	Pass
	3.70	52	0.027623		
	3.50	61	0.032404		
Note: Only the worst case shown in the report.					

LTE Band 5&26(part 22H):

Reference Frequency: LTE Band 5&26(part 22H) (10MHz) Middle channel=26915 channel=836.5MHz					
Temperature (℃)	Power supplied (Vdc)	Frequency error		Limit (ppm)	Result
		Hz	ppm		
QPSK					
25	4.20	86	0.102809	±2.5	Pass
	3.70	71	0.084877		
	3.50	63	0.075314		
16QAM					
25	4.20	93	0.111178	±2.5	Pass
	3.70	84	0.100418		
	3.50	62	0.074118		
Note: Only the worst case shown in the report.					

LTE Band 26(part 90S):

Reference Frequency: LTE Band 26(part 90S) (10MHz) Middle channel=26740 channel=819.0MHz					
Temperature (℃)	Power supplied (Vdc)	Frequency error		Limit (ppm)	Result
		Hz	ppm		
QPSK					
25	4.20	89	0.108669	±2.5	Pass
	3.70	69	0.084249		
	3.50	59	0.072039		
16QAM					
25	4.20	86	0.105006	±2.5	Pass
	3.70	72	0.087912		
	3.50	51	0.062271		
Note: Only the worst case shown in the report.					

LTE Band 41:

Reference Frequency: LTE Band 41 (10MHz) Middle channel=40740 channel=2605.0MHz					
Temperature (℃)	Power supplied (Vdc)	Frequency error		Limit (ppm)	Result
		Hz	ppm		
QPSK					
25	4.20	88	0.033781	±2.5	Pass
	3.70	74	0.028407		
	3.50	53	0.020345		
16QAM					
25	4.20	90	0.034549	±2.5	Pass
	3.70	81	0.031094		
	3.50	57	0.021881		
Note: Only the worst case shown in the report.					

LTE Band 66 part:

Reference Frequency: LTE Band 66(10MHz) Middle channel=132332 channel=1745.00MHz					
Temperature (℃)	Power supplied (Vdc)	Frequency error		Limit (ppm)	Result
		Hz	ppm		
QPSK					
25	4.20	98	0.056160	±2.5	Pass
	3.70	65	0.037249		
	3.50	74	0.042407		
16QAM					
25	4.20	80	0.045845	±2.5	Pass
	3.70	96	0.055014		
	3.50	48	0.027507		
Note: Only the worst case shown in the report.					

LTE Band 71 part:

Reference Frequency: LTE Band 71(10MHz) Middle channel=133297 Frequency=680.50MHz					
Temperature (℃)	Power supplied (Vdc)	Frequency error		Limit (ppm)	Result
		Hz	ppm		
QPSK					
25	4.20	95	0.139603	±2.5	Pass
	3.70	61	0.089640		
	3.50	53	0.077884		
16QAM					
25	4.20	86	0.126378	±2.5	Pass
	3.70	91	0.133725		
	3.50	64	0.094048		
Note: Only the worst case shown in the report.					