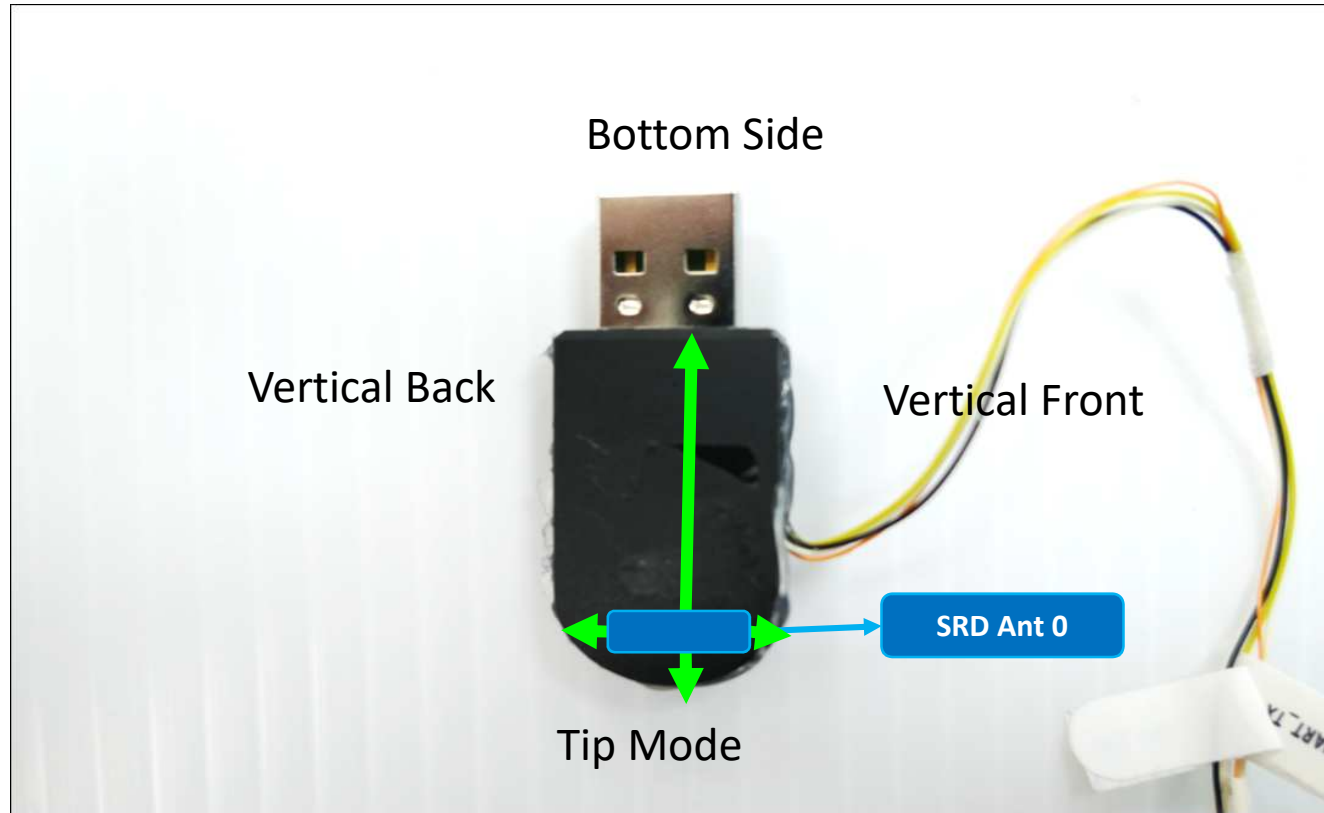


Photographs of EUT Setup and Antenna Location


The photographs of EUT and setup for SAR testing are shown as follows.

<Horizontal Down View> Dongle




Antenna	To Bottom Side	To Tip Mode	To Vertical Back	To Vertical Front
	(mm)	(mm)	(mm)	(mm)
SRD Ant 0	23.20	2.30	5.60	2.20

<Vertical Back View> Dongle




Antenna	To Horizontal Down	To Horizontal Up
	(mm)	(mm)
SRD Ant 0	4.10	3.30


<Photographs of Body SAR Test Setup>




Horizontal Up of EUT Tested at 5 mm




Horizontal Down of EUT Tested at 5 mm



Vertical Front of EUT Tested at 5 mm



Vertical Back of EUT Tested at 5 mm



Tip Mode of EUT Tested at 5 mm