


Smart


ENG

Smart





Color bulb






Quick setup guide



Scan the QR code or download the **Nexxt Home** app from Google Play or Apple App Store.




Connect your mobile device to a 2.4GHz Wi-Fi network.



Note: The smart bulb only supports 2.4GHz networks.

Launch the **Nexxt Home** app and follow the in-app instructions to connect the smart bulb to your home network.



Support: If you encounter any issues during installation or configuration, please visit www.nexstsolutions.com/support for web support. You can also go to www.nexstsolutions.com/nexthome to download full product manual.

Color bulb

SPA

Bombilla

con LED multicolor



Guía de configuración rápida



Escanea el código QR o descarga la aplicación **Nexxt Home** de Google Play o Apple App Store.



Conecta tu dispositivo móvil a una red Wi-Fi de 2.4GHz.



Nota: La bombilla inteligente sólo opera en la banda de 2.4GHz.

Abre la aplicación **Nexxt Home** y ejecuta las instrucciones para conectar la bombilla inteligente a la red de tu hogar.



Asistencia: De experimentar cualquier dificultad durante la instalación o configuración del producto, visita www.nexstsolutions.com/support para asistencia en nuestro sitio web. También puedes ir a www.nexstsolutions.com/nexthome si deseas descargar el manual del producto.

Federal Communications Commission (FCC) Statement

This device complies with part 15 of the FCC Rules. Operation is subject to the following two conditions: (1) This device may not cause harmful interference, and (2) this device must accept any interference received, including interference that may cause undesired operation.

Note: This equipment has been tested and found to comply with the limits for a Class B digital device, pursuant to part 15 of the FCC Rules. These limits are designed to provide reasonable protection against harmful interference in a residential installation. This equipment generates, uses and can radiate radio frequency energy and, if not installed and used in accordance with the instructions, may cause harmful interference to radio communications. However, there is no guarantee that interference will not occur in a particular installation. If this equipment does cause harmful interference to radio or television reception, which can be determined by turning the equipment off and on, the user is encouraged to try to correct the interference by one or more of the following measures:

- Reorient or relocate the receiving antenna.
- Increase the separation between the equipment and receiver.
- Connect the equipment into an outlet on a circuit different from that to which the receiver is connected.
- Consult the dealer or an experienced radio/TV technician for help.

Warning: Changes or modifications made to this device not expressly approved by Xian Chishine Optoelectronics Technology Co.,Ltd may void the FCC authorization to operate this device.

Note: The manufacturer is not responsible for any radio or TV interference caused by unauthorized modifications to this equipment. Such modifications could void the user's authority to operate the equipment.

Radiation Exposure Statement This equipment complies with FCC radiation exposure limits set forth for an uncontrolled environment. This equipment should be installed and operated with minimum distance 20cm between the radiator and your body.

This transmitter must not be co-located or operating in conjunction with any other antenna or transmitter.