Mode	23	
	Band Edge - L	
	U-NII-2C_5.47-5.725_802.11n HT40_CH102_5510MHz	
ANT	5+7	
Pol.	Horizontal	Fundamental
Peak	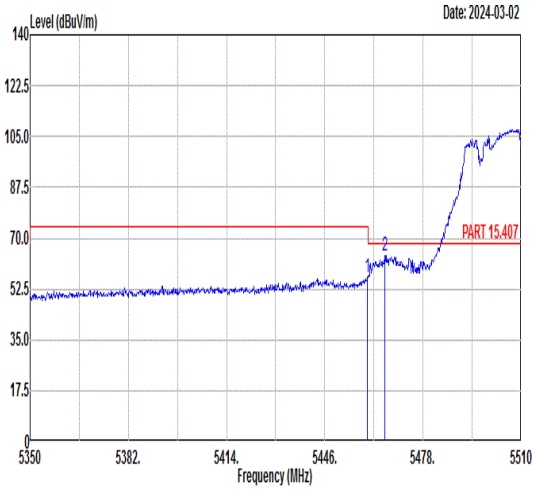 Freq Level Limit Line Margin Read Level Ant Factor Cable Loss Preamp Factor APos TPos Remark MHz dBuV/m dBuV/m dB dBuV dB/m dB dB cm deg 1 5459.92 56.66 74.00 -17.34 43.11 35.92 9.69 32.06 100 59 PEAK 2 5465.52 64.00 68.30 -4.30 50.44 35.92 9.69 32.05 100 59 PEAK	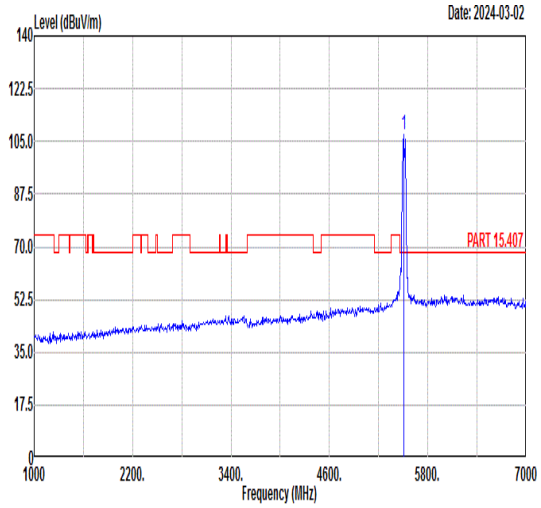 Freq Level Limit Line Margin Read Level Ant Factor Cable Loss Preamp Factor APos TPos Remark MHz dBuV/m dBuV/m dB dBuV dB/m dB dB cm deg 1 5510.00 107.11 ------ ------ 93.50 35.91 9.71 32.01 100 59 PEAK
Avg	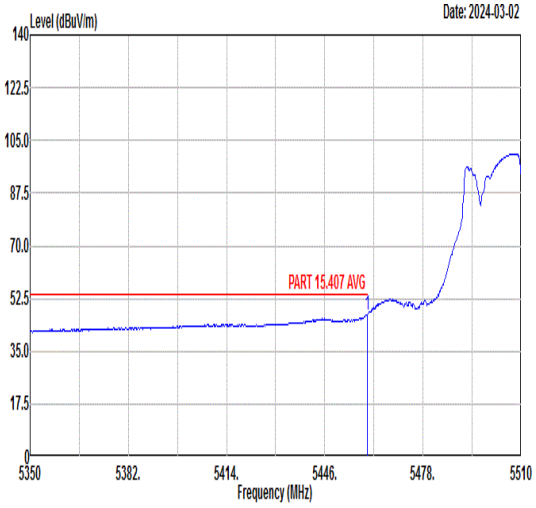 Freq Level Limit Line Margin Read Level Ant Factor Cable Loss Preamp Factor APos TPos Remark MHz dBuV/m dBuV/m dB dBuV dB/m dB dB cm deg 1 5459.92 47.15 54.00 -6.85 33.60 35.92 9.69 32.06 100 59 AVERAGE	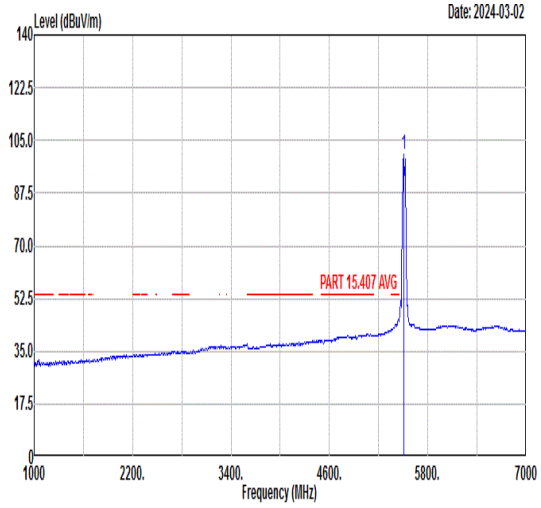 Freq Level Limit Line Margin Read Level Ant Factor Cable Loss Preamp Factor APos TPos Remark MHz dBuV/m dBuV/m dB dBuV dB/m dB dB cm deg 1 5510.00 100.30 ------ ------ 86.69 35.91 9.71 32.01 100 59 AVERAGE

Mode	23	
	Band Edge - R	
	U-NII-2C_5.47-5.725_802.11n HT40_CH102_5510MHz	
ANT	5+7	
Pol.	Horizontal	Fundamental
Peak	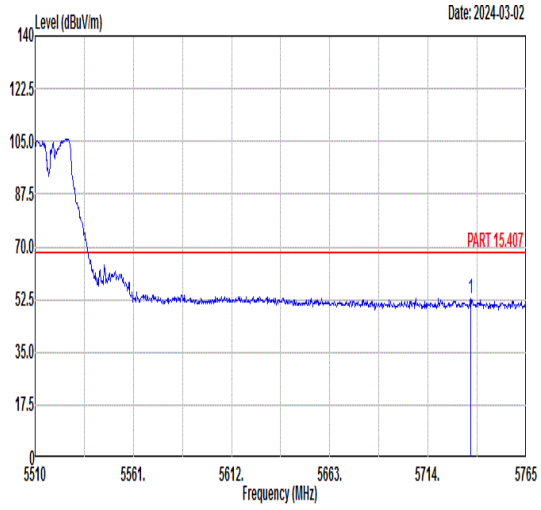 Freq Level Limit Line Margin Read Level Ant Factor Cable Loss Preamp Factor APos TPos Remark MHz dBuV/m dBuV/m dB dBuV dB/m dB dB cm deg 1 5736.19 52.61 68.30 -15.69 38.58 36.23 10.04 32.24 100 59 PEAK	Blank

Mode	23
	Band Edge - L
	U-NII-2C_5.47-5.725_802.11n HT40_CH102_5510MHz
ANT	5+7

Pol.	Vertical	Fundamental
Peak	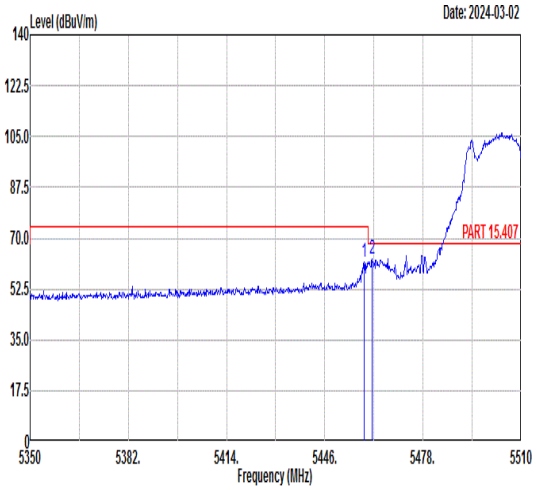 Freq Level Limit Line Margin Read Level Ant Factor Cable Loss Preamp Factor APos TPos Remark MHz dBuV/m dBuV/m dB dBuV dB/m dB dB cm deg 1 5458.80 61.73 74.00 -12.27 48.18 35.92 9.69 32.06 342 254 PEAK 2 5461.36 62.87 68.30 -5.43 49.31 35.92 9.69 32.05 342 254 PEAK	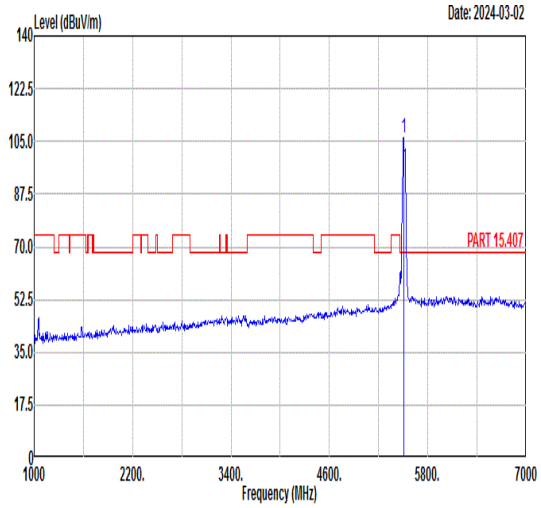 Freq Level Limit Line Margin Read Level Ant Factor Cable Loss Preamp Factor APos TPos Remark MHz dBuV/m dBuV/m dB dBuV dB/m dB dB cm deg 1 5510.00 106.15 ------ ------ 92.54 35.91 9.71 32.01 342 254 PEAK
Avg	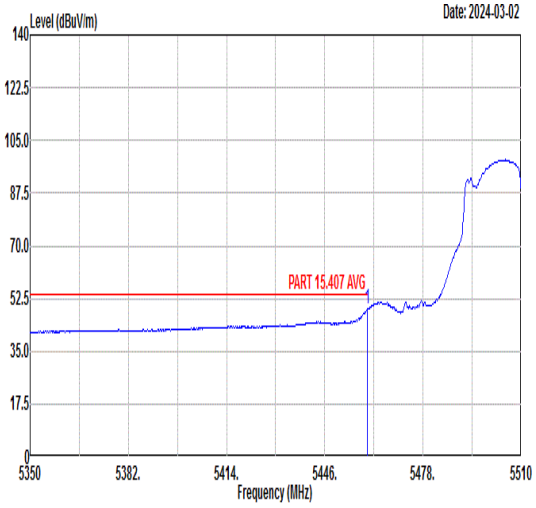 Freq Level Limit Line Margin Read Level Ant Factor Cable Loss Preamp Factor APos TPos Remark MHz dBuV/m dBuV/m dB dBuV dB/m dB dB cm deg 1 5459.92 48.88 54.00 -5.12 35.33 35.92 9.69 32.06 342 254 AVERAGE	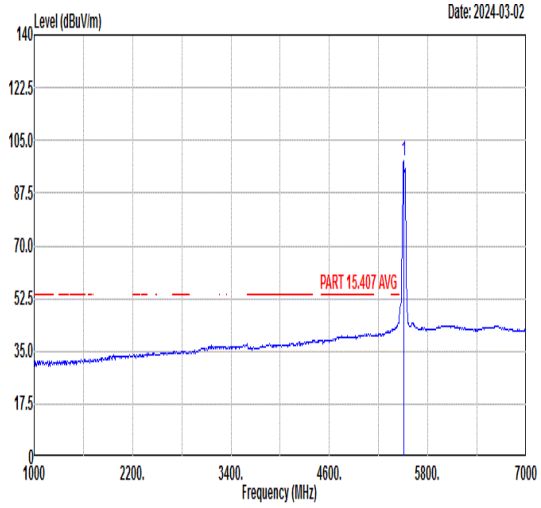 Freq Level Limit Line Margin Read Level Ant Factor Cable Loss Preamp Factor APos TPos Remark MHz dBuV/m dBuV/m dB dBuV dB/m dB dB cm deg 1 5510.00 98.02 ------ ------ 84.41 35.91 9.71 32.01 342 254 AVERAGE

Mode	23	
	Band Edge - R	
	U-NII-2C_5.47-5.725_802.11n HT40_CH102_5510MHz	
ANT	5+7	
Pol.	Vertical	Fundamental
Peak	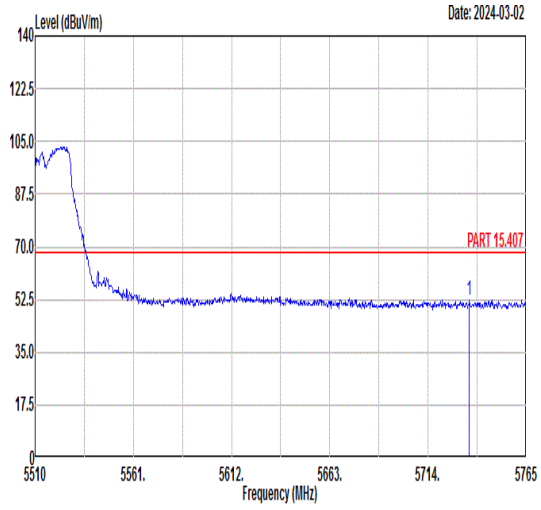 Freq Level Limit Line Margin Read Level Ant Factor Cable Loss Preamp Factor APos TPos Remark MHz dBuV/m dBuV/m dB dBuV dB/m dB dB cm deg 1 5735.42 52.20 68.30 -16.10 38.17 36.23 10.04 32.24 342 254 PEAK	Blank

Mode	24
	Band Edge - L
	U-NII-2C_5.47-5.725_802.11n HT40_CH134_5670MHz
ANT	5+7

Pol.	Horizontal	Fundamental
Peak	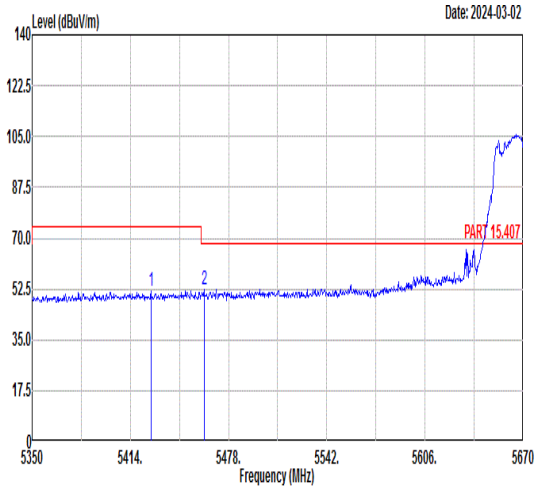 Freq Level Limit Line Margin Read Level Ant Factor Cable Loss Preamp Factor APos TPos Remark MHz dBuV/m dBuV/m dB dBuV dB/m dB dB cm deg 1 5427.44 52.02 74.00 -21.98 38.51 35.94 9.67 32.10 100 299 PEAK 2 5462.00 52.36 68.30 -15.94 38.80 35.92 9.69 32.05 100 299 PEAK	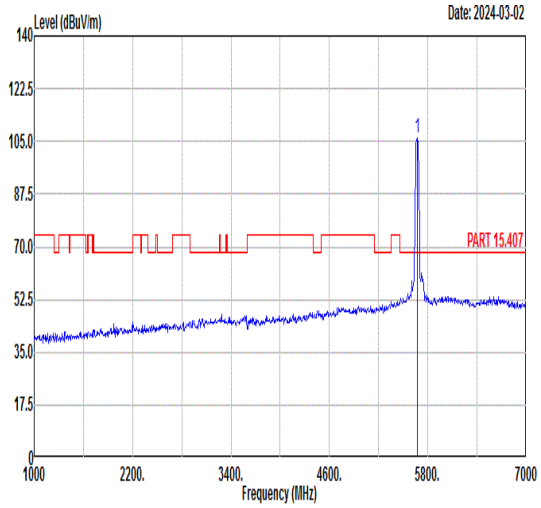 Freq Level Limit Line Margin Read Level Ant Factor Cable Loss Preamp Factor APos TPos Remark MHz dBuV/m dBuV/m dB dBuV dB/m dB dB cm deg 1 5670.00 106.32 ------ ------ 92.45 36.14 9.90 32.17 100 299 PEAK
Avg	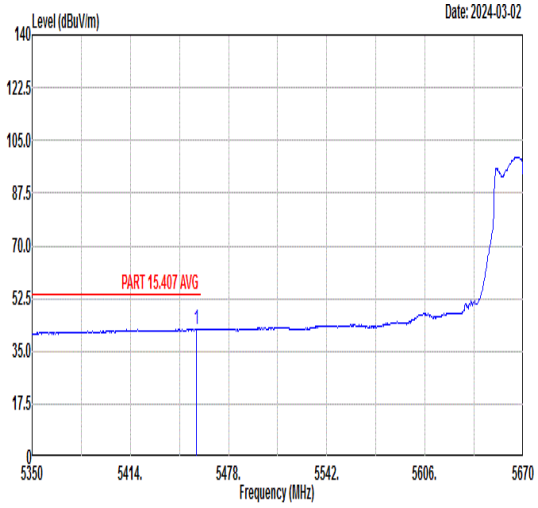 Freq Level Limit Line Margin Read Level Ant Factor Cable Loss Preamp Factor APos TPos Remark MHz dBuV/m dBuV/m dB dBuV dB/m dB dB cm deg 1 5457.20 42.31 54.00 -11.69 28.75 35.93 9.69 32.06 100 299 AVERAGE	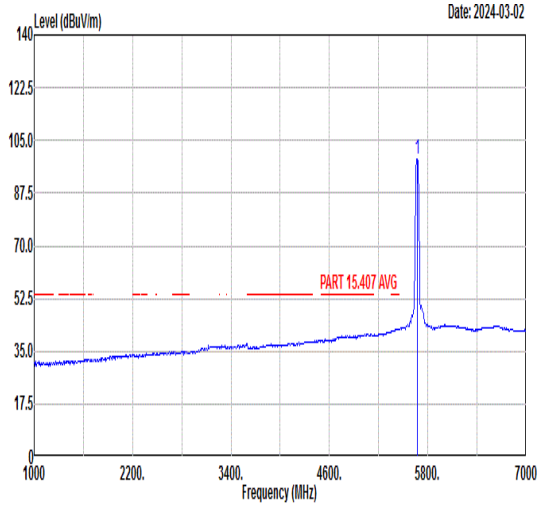 Freq Level Limit Line Margin Read Level Ant Factor Cable Loss Preamp Factor APos TPos Remark MHz dBuV/m dBuV/m dB dBuV dB/m dB dB cm deg 1 5670.00 98.89 ------ ------ 85.02 36.14 9.90 32.17 100 299 AVERAGE

Mode	24	
	Band Edge - R	
	U-NII-2C_5.47-5.725_802.11n HT40_CH134_5670MHz	
ANT	5+7	
Pol.	Horizontal	Fundamental
Peak	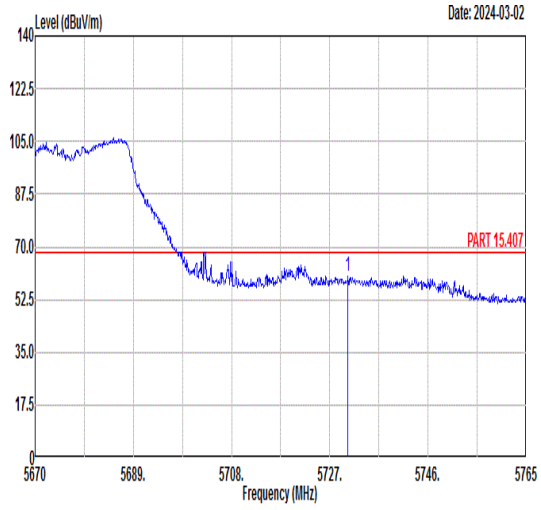 Freq Level Limit Line Margin Read Level Ant Factor Cable Loss Preamp Factor APos TPos Remark MHz dBuV/m dBuV/m dB dBuV dB/m dB dB cm deg 1 5730.52 60.31 68.30 -7.99 46.29 36.22 10.03 32.23 100 299 PEAK	Blank

Mode	24	
	Band Edge - L	
	U-NII-2C_5.47-5.725_802.11n HT40_CH134_5670MHz	
ANT	5+7	
Pol.	Vertical	Fundamental
Peak	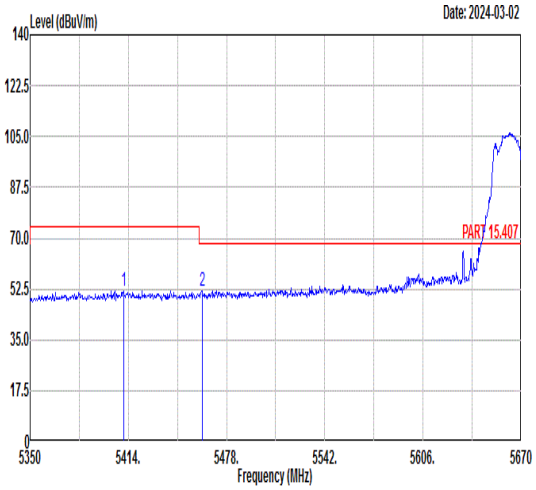 Freq Level Limit Line Margin Read Level Ant Factor Cable Loss Preamp Factor APos TPos Remark MHz dBuV/m dBuV/m dB dBuV dB/m dB dB cm deg 1 5410.80 52.01 74.00 -21.99 38.52 35.95 9.66 32.12 300 252 PEAK 2 5462.00 51.72 68.30 -16.58 38.16 35.92 9.69 32.05 300 252 PEAK	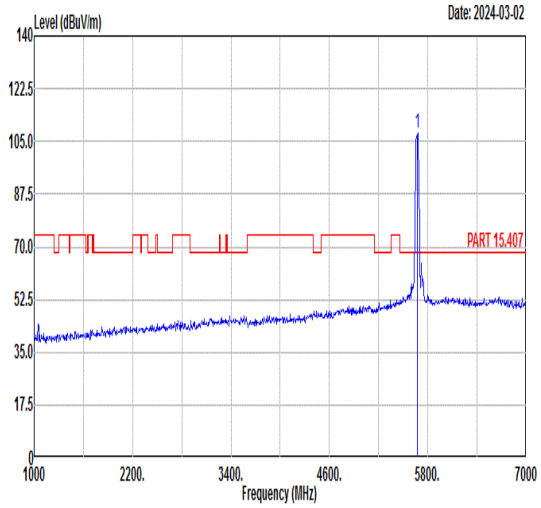 Freq Level Limit Line Margin Read Level Ant Factor Cable Loss Preamp Factor APos TPos Remark MHz dBuV/m dBuV/m dB dBuV dB/m dB dB cm deg 1 5670.00 107.59 ------ ------ 93.70 36.15 9.92 32.18 300 252 PEAK
Avg	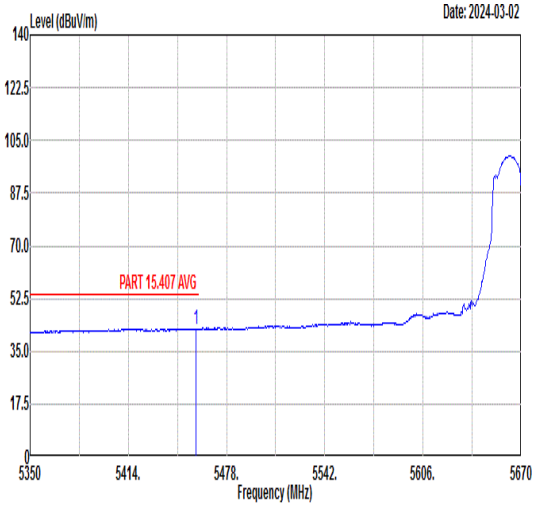 Freq Level Limit Line Margin Read Level Ant Factor Cable Loss Preamp Factor APos TPos Remark MHz dBuV/m dBuV/m dB dBuV dB/m dB dB cm deg 1 5457.84 42.41 54.00 -11.59 28.85 35.93 9.69 32.06 300 252 AVERAGE	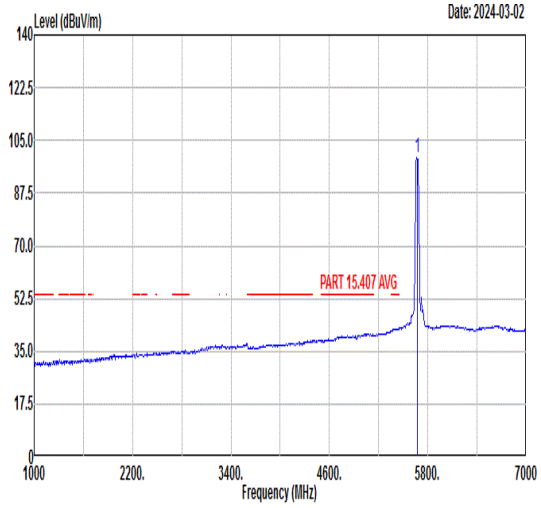 Freq Level Limit Line Margin Read Level Ant Factor Cable Loss Preamp Factor APos TPos Remark MHz dBuV/m dBuV/m dB dBuV dB/m dB dB cm deg 1 5670.00 99.37 ------ ------ 85.51 36.13 9.89 32.16 300 252 AVERAGE

Mode	24	
	Band Edge - R	
	U-NII-2C_5.47-5.725_802.11n HT40_CH134_5670MHz	
ANT	5+7	
Pol.	Vertical	Fundamental
Peak	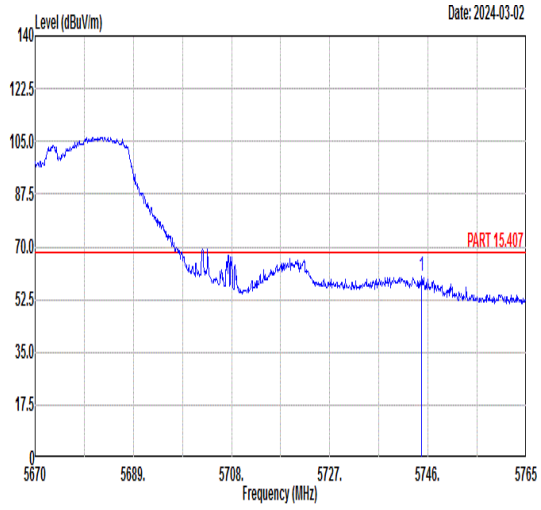 Freq Level Limit Line Margin Read Level Ant Factor Cable Loss Preamp Factor APos TPos Remark MHz dBuV/m dBuV/m dB dBuV dB/m dB dB cm deg 1 5744.77 60.34 68.30 -7.96 46.28 36.24 10.06 32.24 300 252 PEAK	Blank

Mode	25	
	Band Edge - L	
	U-NII-1_5.15-5.25_802.11ac VHT80_CH42_5210MHz	
ANT	5+7	
Pol.	Horizontal	Fundamental
Peak	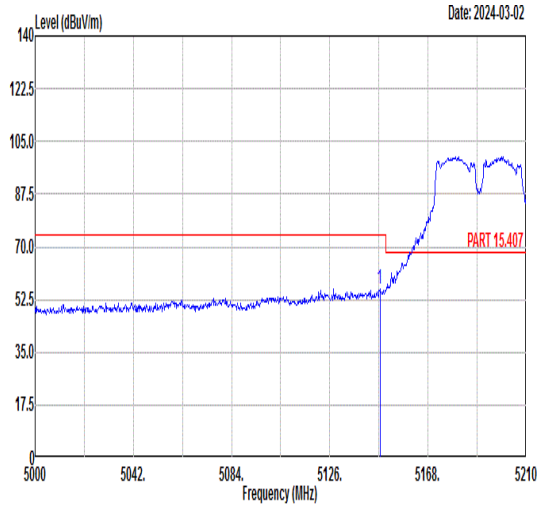 Freq Level Limit Line Margin Read Level Ant Factor Cable Loss Preamp Factor APos TPos Remark MHz dBuV/m dBuV/m dB dBuV dB/m dB dB cm deg 1 5147.42 56.10 74.00 -17.90 43.95 36.11 8.53 32.49 100 300 PEAK	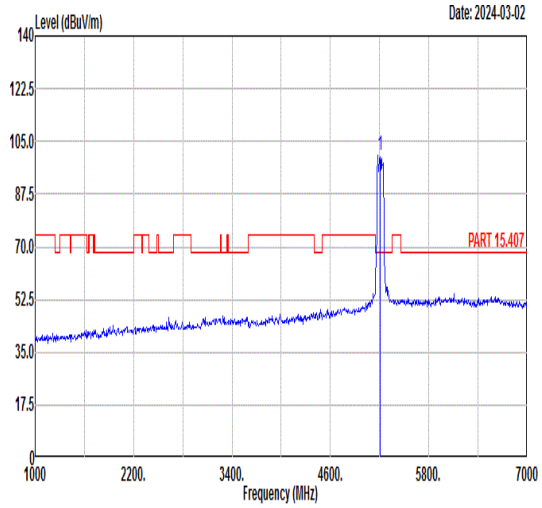 Freq Level Limit Line Margin Read Level Ant Factor Cable Loss Preamp Factor APos TPos Remark MHz dBuV/m dBuV/m dB dBuV dB/m dB dB cm deg 1 5210.00 100.23 ------ ------ 88.00 36.09 8.59 32.45 100 300 PEAK
Avg	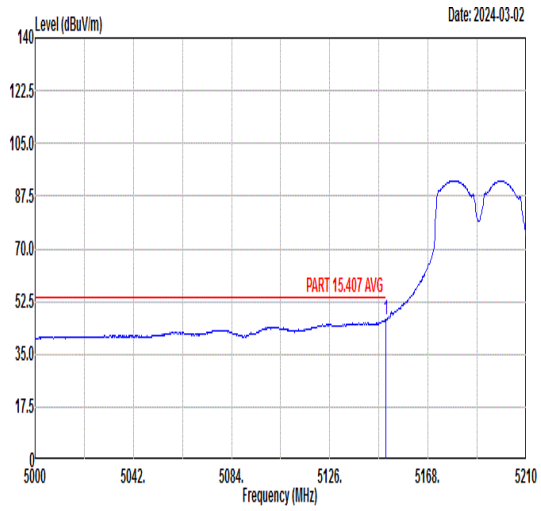 Freq Level Limit Line Margin Read Level Ant Factor Cable Loss Preamp Factor APos TPos Remark MHz dBuV/m dBuV/m dB dBuV dB/m dB dB cm deg 1 5149.94 46.46 54.00 -7.54 34.30 36.11 8.54 32.49 100 300 AVERAGE	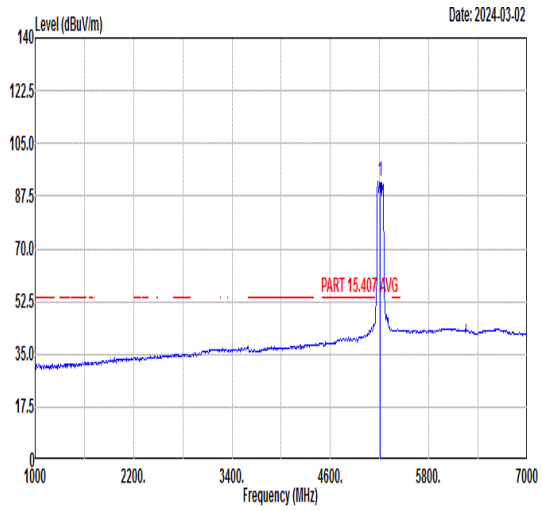 Freq Level Limit Line Margin Read Level Ant Factor Cable Loss Preamp Factor APos TPos Remark MHz dBuV/m dBuV/m dB dBuV dB/m dB dB cm deg 1 5210.00 92.28 ------ ------ 80.05 36.09 8.59 32.45 100 300 AVERAGE

Mode	25	
	Band Edge - R	
	U-NII-1_5.15-5.25_802.11ac VHT80_CH42_5210MHz	
ANT	5+7	
Pol.	Horizontal	Fundamental
Peak	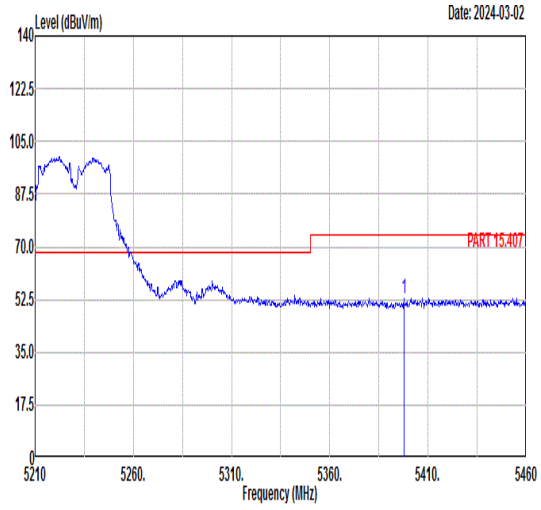 Freq Level Limit Line Margin Read Level Ant Factor Cable Loss Preamp Factor APos TPos Remark MHz dBuV/m dBuV/m dB dBuV dB/m dB dB cm deg 1 5397.75 52.94 74.00 -21.06 39.51 35.96 9.61 32.14 100 300 PEAK	Blank
Avg	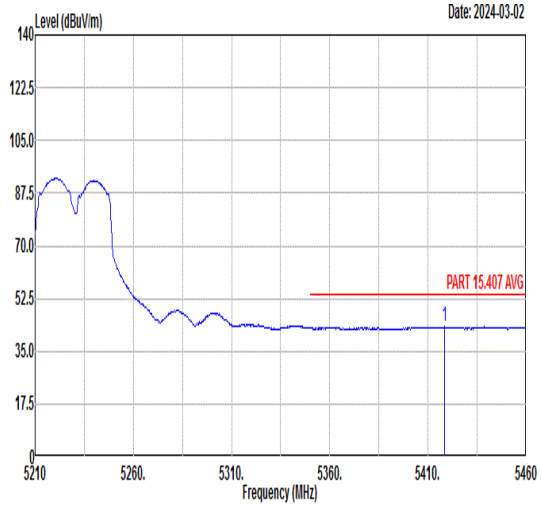 Freq Level Limit Line Margin Read Level Ant Factor Cable Loss Preamp Factor APos TPos Remark MHz dBuV/m dBuV/m dB dBuV dB/m dB dB cm deg 1 5418.25 43.09 54.00 -10.91 29.58 35.95 9.67 32.11 100 300 AVERAGE	Blank

Mode	25	
	Band Edge - L	
	U-NII-1_5.15-5.25_802.11ac VHT80_CH42_5210MHz	
ANT	5+7	
Pol.	Vertical	Fundamental
Peak	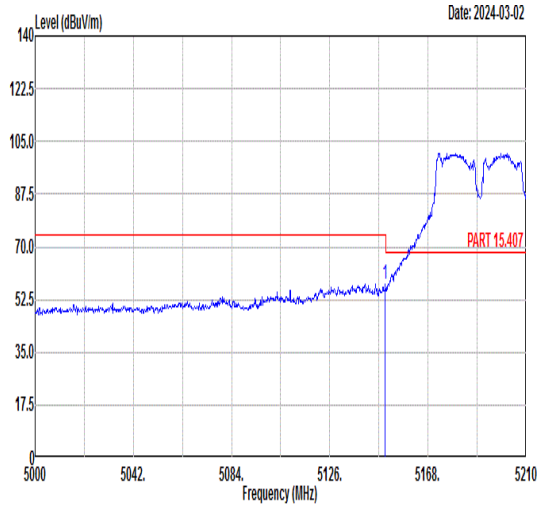 Limit Read Ant Cable Preamp APos TPos Freq Level Line Margin Level Factor Loss Factor Remark MHz dBuV/m dBuV/m dB dBuV dB/m dB dB cm deg 1 5149.73 57.74 74.00 -16.26 45.58 36.11 8.54 32.49 326 249 PEAK	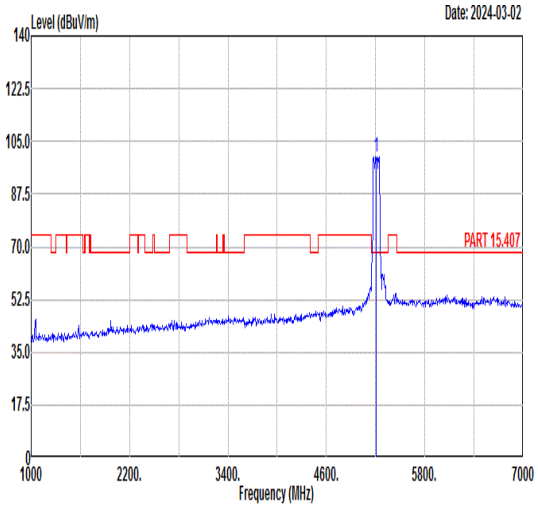 Limit Read Ant Cable Preamp APos TPos Freq Level Line Margin Level Factor Loss Factor Remark MHz dBuV/m dBuV/m dB dBuV dB/m dB dB cm deg 1 5210.00 99.95 ------ ------ 87.72 36.09 8.59 32.45 326 249 PEAK
Avg	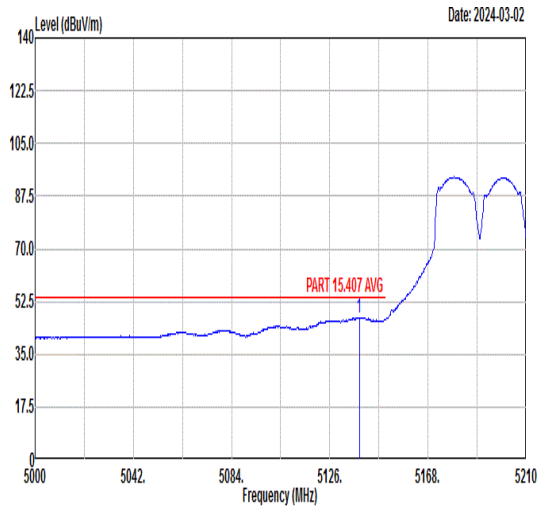 Limit Read Ant Cable Preamp APos TPos Freq Level Line Margin Level Factor Loss Factor Remark MHz dBuV/m dBuV/m dB dBuV dB/m dB dB cm deg 1 5138.60 47.07 54.00 -6.93 34.95 36.12 8.51 32.51 326 249 AVERAGE	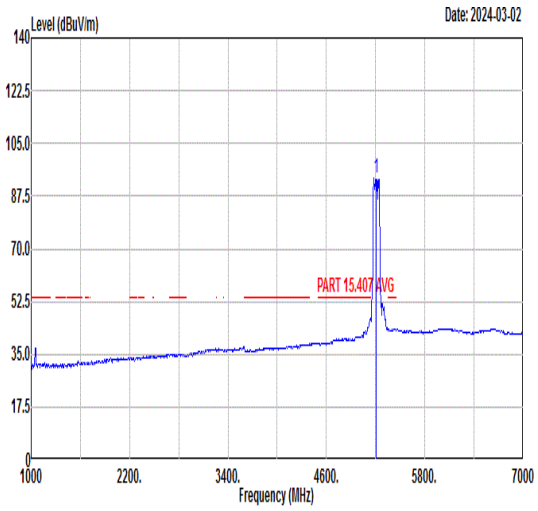 Limit Read Ant Cable Preamp APos TPos Freq Level Line Margin Level Factor Loss Factor Remark MHz dBuV/m dBuV/m dB dBuV dB/m dB dB cm deg 1 5210.00 93.33 ------ ------ 81.10 36.09 8.59 32.45 326 249 AVERAGE

Mode	25	
	Band Edge - R	
	U-NII-1_5.15-5.25_802.11ac VHT80_CH42_5210MHz	
ANT	5+7	
Pol.	Vertical	Fundamental
Peak	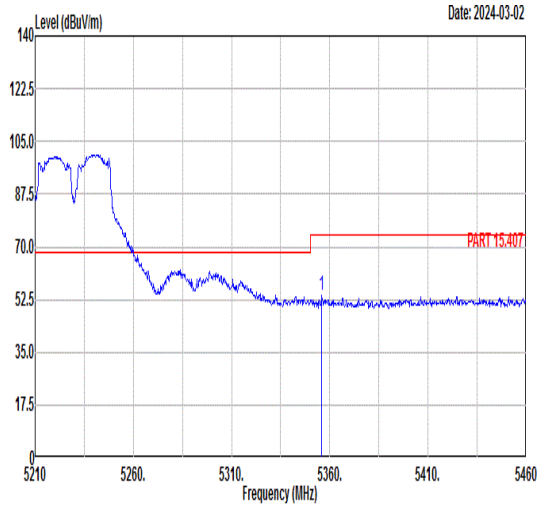 Freq Level Limit Line Margin Read Level Ant Factor Cable Loss Preamp Factor APos TPos Remark MHz dBuV/m dBuV/m dB dBuV dB/m dB dB cm deg 1 5356.00 53.99 74.00 -20.01 40.80 35.99 9.40 32.20 326 249 PEAK	Blank
Avg	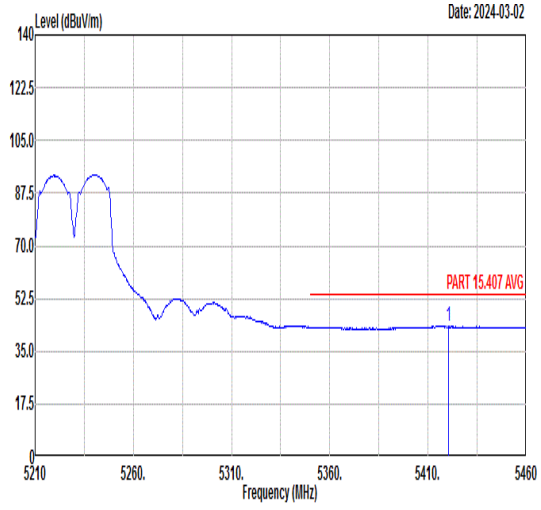 Freq Level Limit Line Margin Read Level Ant Factor Cable Loss Preamp Factor APos TPos Remark MHz dBuV/m dBuV/m dB dBuV dB/m dB dB cm deg 1 5420.50 43.45 54.00 -10.55 29.94 35.95 9.67 32.11 326 249 AVERAGE	Blank

Mode	26	
	Band Edge - L	
	U-NII-2A_5.25-5.35_802.11ac VHT80_CH58_5290MHz	
ANT	5+7	
Pol.	Horizontal	Fundamental
Peak	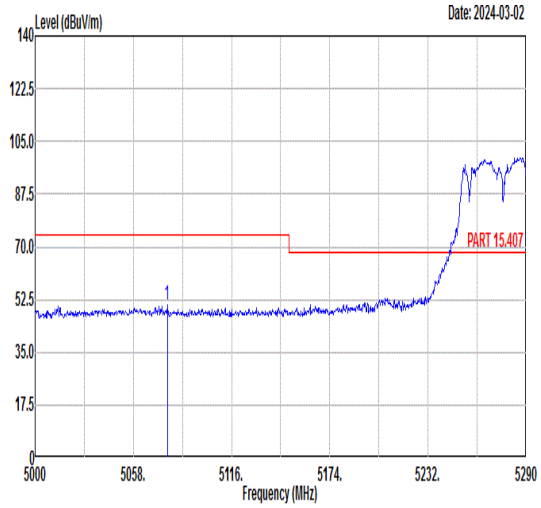 Freq Level Limit Line Margin Read Level Ant Factor Cable Loss Preamp Factor APos TPos Remark MHz dBuV/m dBuV/m dB dBuV dB/m dB dB cm deg 1 5078.01 50.77 74.00 -23.23 38.81 36.15 8.40 32.59 100 62 PEAK	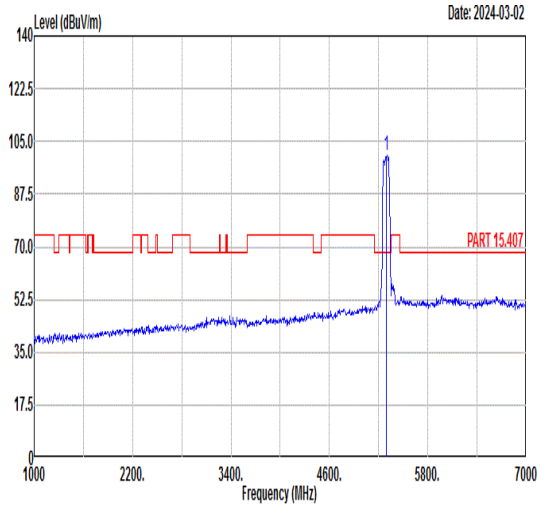 Freq Level Limit Line Margin Read Level Ant Factor Cable Loss Preamp Factor APos TPos Remark MHz dBuV/m dBuV/m dB dBuV dB/m dB dB cm deg 1 5290.00 100.43 ------ ------ 87.53 36.02 9.15 32.27 100 62 PEAK
Avg	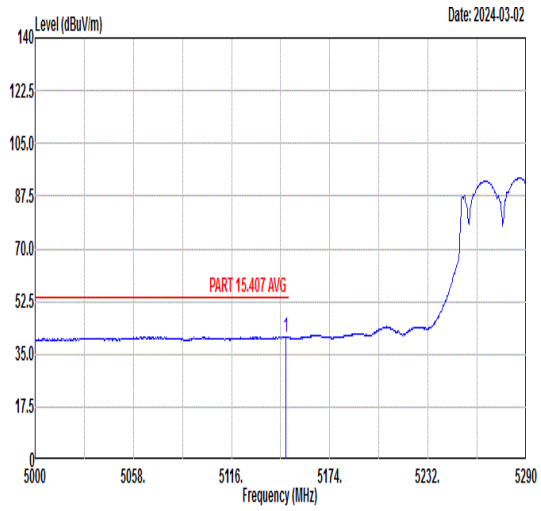 Freq Level Limit Line Margin Read Level Ant Factor Cable Loss Preamp Factor APos TPos Remark MHz dBuV/m dBuV/m dB dBuV dB/m dB dB cm deg 1 5147.90 40.73 54.00 -13.27 28.58 36.11 8.53 32.49 100 62 AVERAGE	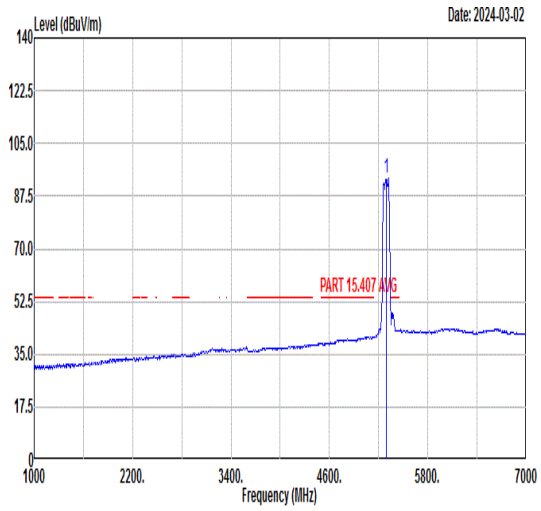 Freq Level Limit Line Margin Read Level Ant Factor Cable Loss Preamp Factor APos TPos Remark MHz dBuV/m dBuV/m dB dBuV dB/m dB dB cm deg 1 5290.00 93.47 ------ ------ 80.47 36.00 9.24 32.24 100 62 AVERAGE

Mode	26	
	Band Edge - R	
	U-NII-2A_5.25-5.35_802.11ac VHT80_CH58_5290MHz	
ANT	5+7	
Pol.	Horizontal	Fundamental
Peak	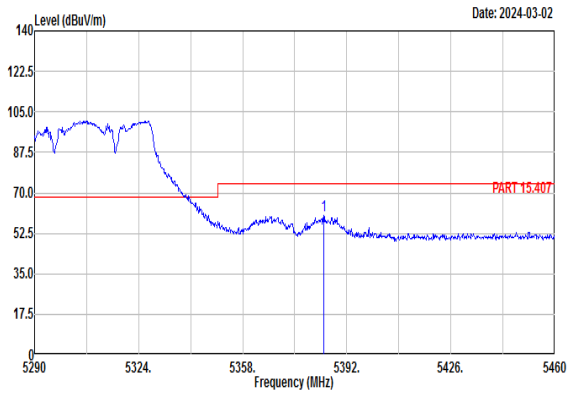 Freq Level Limit Line Margin (dB) Read Level Ant Factor Cable Loss Preamp Factor APos TPos Remark MHz dBuV/m dBuV/m dBuV dB/m dB dB cm deg 1 5384.52 60.32 74.00 -13.68 46.97 35.97 9.54 32.16 100 62 PEAK	Blank
Avg	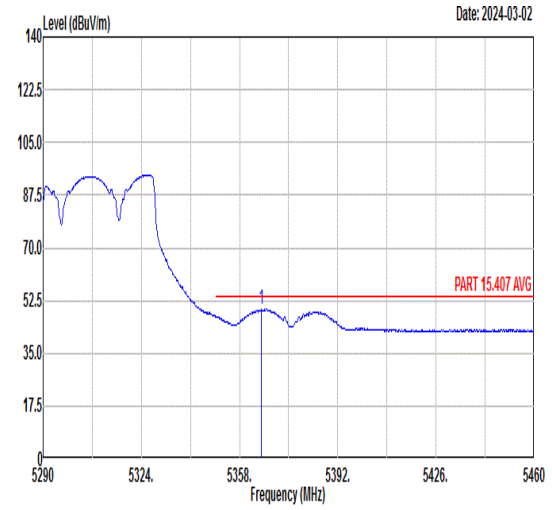 Freq Level Limit Line Margin Read Level Ant Factor Cable Loss Preamp Factor APos TPos Remark MHz dBuV/m dBuV/m dB dBuV dB/m dB dB cm deg 1 5365.65 49.52 54.00 -4.48 36.28 35.98 9.45 32.19 100 62 AVERAGE	Blank

Mode	26	
	Band Edge - L	
	U-NII-2A_5.25-5.35_802.11ac VHT80_CH58_5290MHz	
ANT	5+7	
Pol.	Vertical	Fundamental
Peak	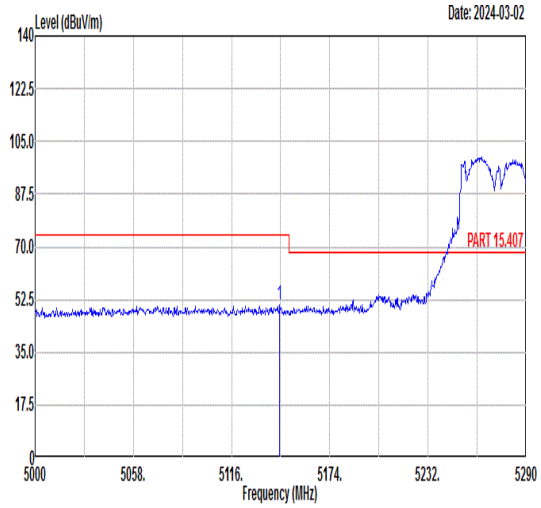 Freq Level Limit Line Margin Read Level Ant Factor Cable Loss Preamp Factor APos TPos Remark MHz dBuV/m dBuV/m dB dBuV dB/m dB dB cm deg 1 5144.42 50.56 74.00 -23.44 38.42 36.11 8.53 32.50 335 262 PEAK	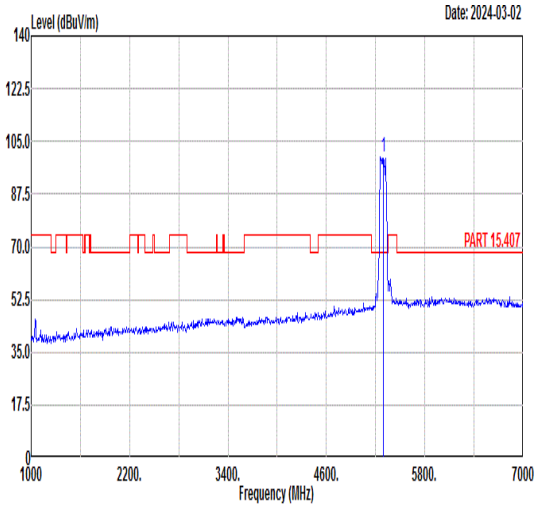 Freq Level Limit Line Margin Read Level Ant Factor Cable Loss Preamp Factor APos TPos Remark MHz dBuV/m dBuV/m dB dBuV dB/m dB dB cm deg 1 5290.00 99.72 ------ ------ 87.12 36.04 8.90 32.34 335 262 PEAK
Avg	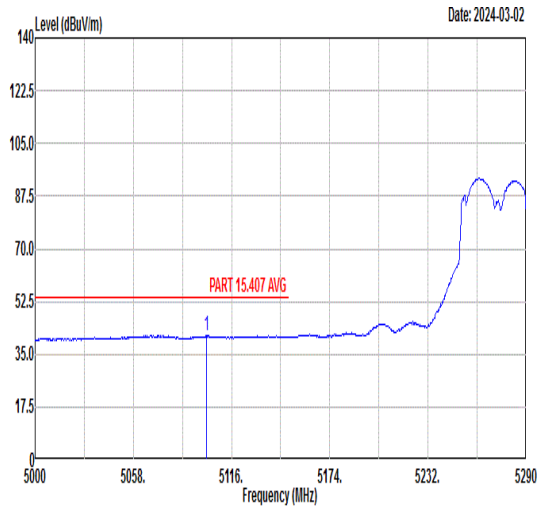 Freq Level Limit Line Margin Read Level Ant Factor Cable Loss Preamp Factor APos TPos Remark MHz dBuV/m dBuV/m dB dBuV dB/m dB dB cm deg 1 5101.21 41.16 54.00 -12.84 29.13 36.14 8.45 32.56 335 262 AVERAGE	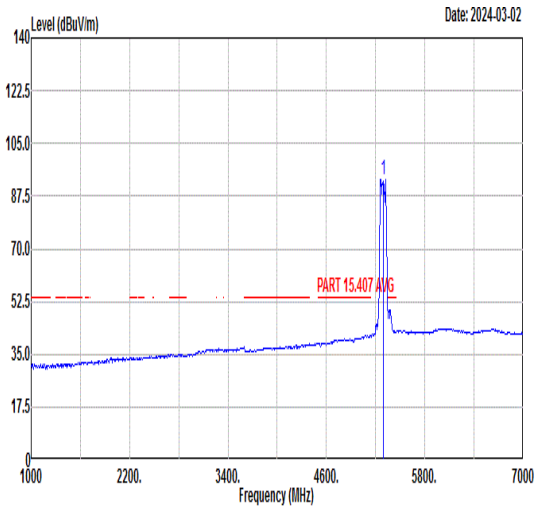 Freq Level Limit Line Margin Read Level Ant Factor Cable Loss Preamp Factor APos TPos Remark MHz dBuV/m dBuV/m dB dBuV dB/m dB dB cm deg 1 5290.00 92.96 ------ ------ 80.36 36.04 8.90 32.34 335 262 AVERAGE

Mode	26	
	Band Edge - R	
	U-NII-2A_5.25-5.35_802.11ac VHT80_CH58_5290MHz	
ANT	5+7	
Pol.	Vertical	Fundamental
Peak	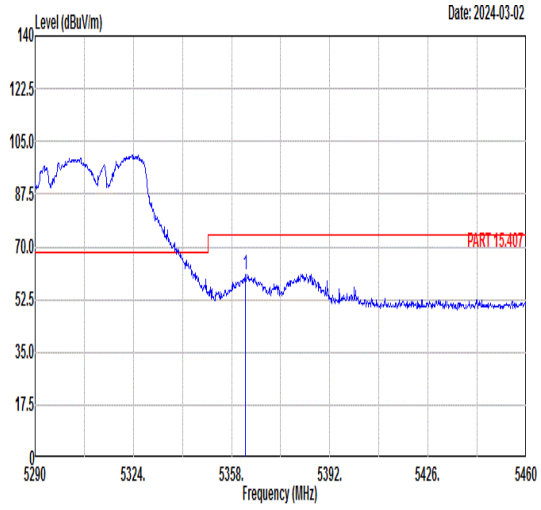 Freq Level Limit Line Margin Read Level Ant Factor Cable Loss Preamp Factor APos TPos Remark MHz dBuV/m dBuV/m dB dBuV dB/m dB dB cm deg 1 5362.76 60.85 74.00 -13.15 47.63 35.98 9.43 32.19 335 262 PEAK	Blank
Avg	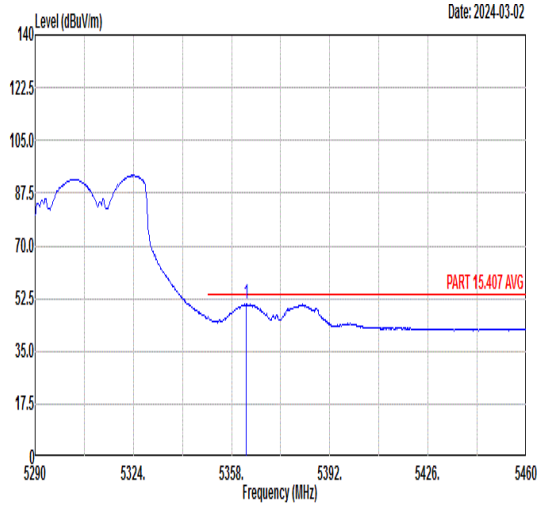 Freq Level Limit Line Margin Read Level Ant Factor Cable Loss Preamp Factor APos TPos Remark MHz dBuV/m dBuV/m dB dBuV dB/m dB dB cm deg 1 5362.93 50.63 54.00 -3.37 37.41 35.98 9.43 32.19 335 262 AVERAGE	Blank

Mode	27
	Band Edge - L
	U-NII-2C_5.47-5.725_802.11ac VHT80_CH106_5530MHz
ANT	5+7

Pol.	Horizontal	Fundamental
Peak	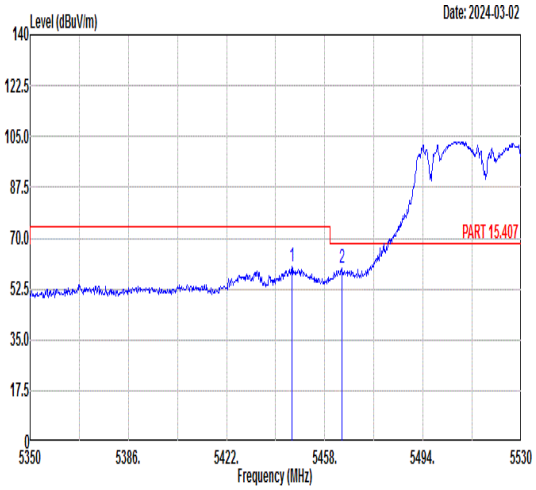 Freq Level Limit Line Margin Read Level Ant Factor Cable Loss Preamp Factor APos TPos Remark MHz dBuV/m dBuV/m dB dBuV dB/m dB dB cm deg 1 5445.94 60.33 74.00 -13.67 46.80 35.93 9.68 32.08 107 58 PEAK 2 5464.30 59.93 68.30 -8.37 46.37 35.92 9.69 32.05 107 58 PEAK	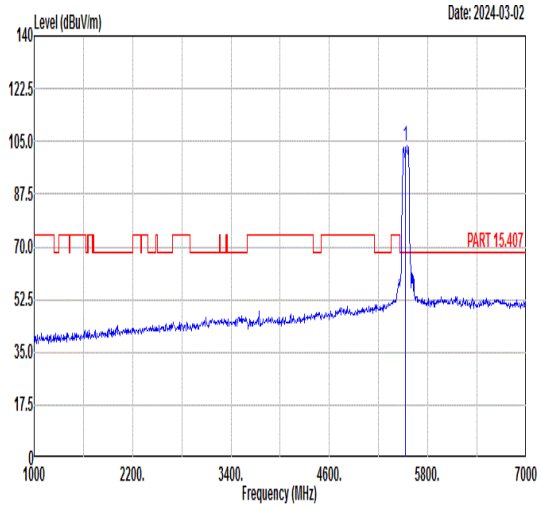 Freq Level Limit Line Margin Read Level Ant Factor Cable Loss Preamp Factor APos TPos Remark MHz dBuV/m dBuV/m dB dBuV dB/m dB dB cm deg 1 5530.00 103.53 ------ ------ 89.88 35.97 9.73 32.05 107 58 PEAK
Avg	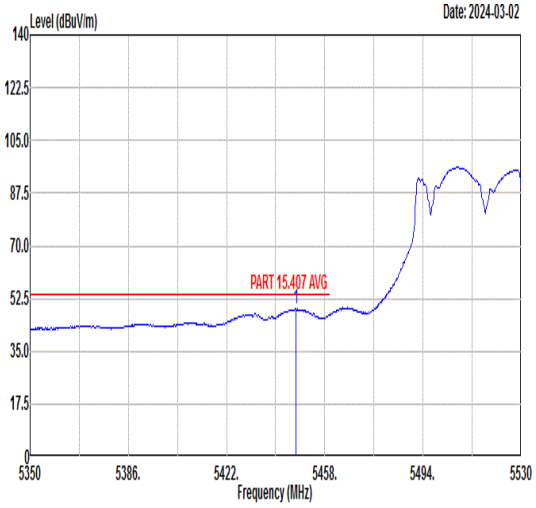 Freq Level Limit Line Margin Read Level Ant Factor Cable Loss Preamp Factor APos TPos Remark MHz dBuV/m dBuV/m dB dBuV dB/m dB dB cm deg 1 5447.56 49.06 54.00 -4.94 35.52 35.93 9.68 32.07 107 58 AVERAGE	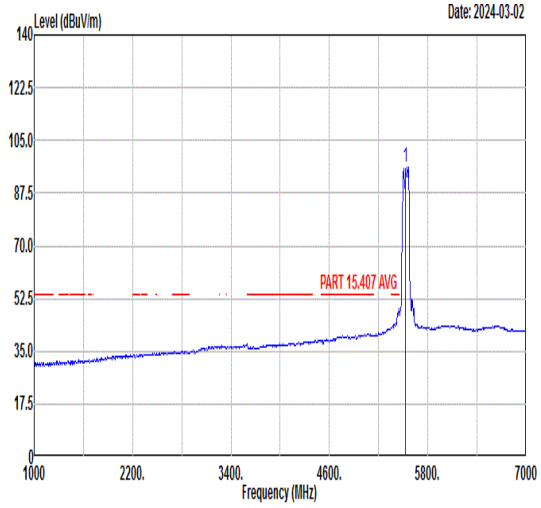 Freq Level Limit Line Margin Read Level Ant Factor Cable Loss Preamp Factor APos TPos Remark MHz dBuV/m dBuV/m dB dBuV dB/m dB dB cm deg 1 5530.00 96.25 ------ ------ 82.60 35.97 9.73 32.05 107 58 AVERAGE

Mode	27	
	Band Edge - R	
	U-NII-2C_5.47-5.725_802.11ac VHT80_CH106_5530MHz	
ANT	5+7	
Pol.	Horizontal	Fundamental
Peak	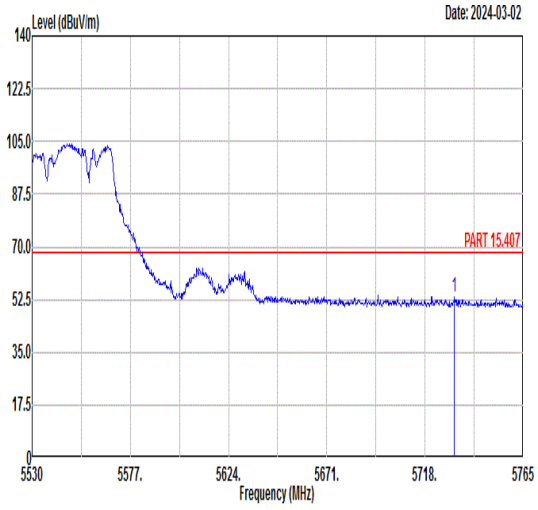 Freq Level Limit Line Margin Read Level Ant Factor Cable Loss Preamp Factor APos Remark TPos MHz dBuV/m dBuV/m dB dBuV dB/m dB dB cm deg 1 5732.10 53.18 68.30 -15.12 39.16 36.22 10.03 32.23 107 58 PEAK	Blank

Mode	27
	Band Edge - L
	U-NII-2C_5.47-5.725_802.11ac VHT80_CH106_5530MHz
ANT	5+7

Pol.	Vertical	Fundamental
Peak	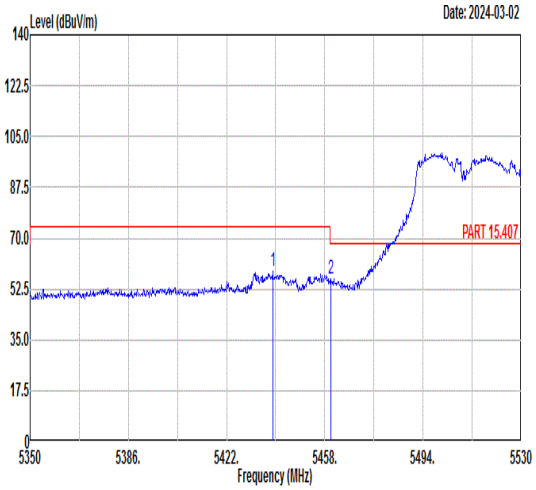 Freq Level Limit Line Margin Read Level Ant Factor Cable Loss Preamp Factor APos TPos Remark MHz dBuV/m dBuV/m dB dBuV dB/m dB dB cm deg 1 5438.92 58.42 74.00 -15.58 44.89 35.94 9.68 32.09 300 306 PEAK 2 5460.16 56.21 68.30 -12.09 42.66 35.92 9.69 32.06 300 306 PEAK	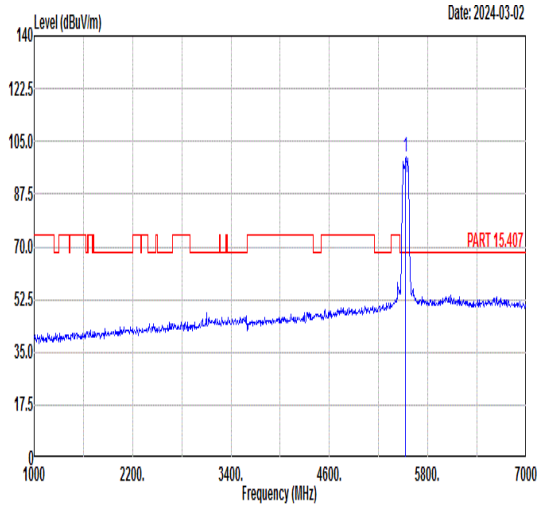 Freq Level Limit Line Margin Read Level Ant Factor Cable Loss Preamp Factor APos TPos Remark MHz dBuV/m dBuV/m dB dBuV dB/m dB dB cm deg 1 5530.00 99.85 ------ ------ 86.21 35.95 9.73 32.04 300 306 PEAK
Avg	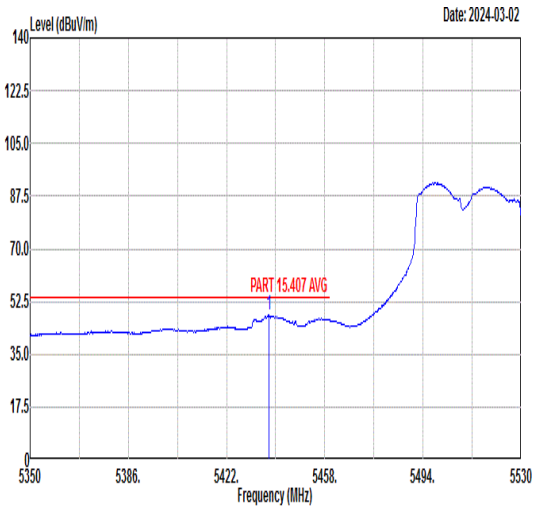 Freq Level Limit Line Margin Read Level Ant Factor Cable Loss Preamp Factor APos TPos Remark MHz dBuV/m dBuV/m dB dBuV dB/m dB dB cm deg 1 5437.48 48.13 54.00 -5.87 34.60 35.94 9.68 32.09 300 306 AVERAGE	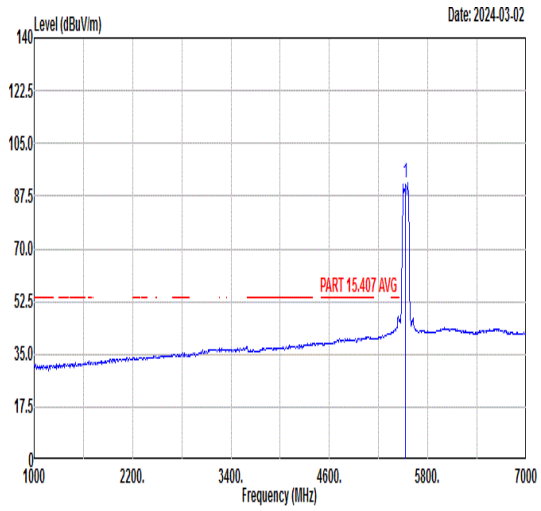 Freq Level Limit Line Margin Read Level Ant Factor Cable Loss Preamp Factor APos TPos Remark MHz dBuV/m dBuV/m dB dBuV dB/m dB dB cm deg 1 5530.00 91.78 ------ ------ 78.11 35.98 9.74 32.05 300 306 AVERAGE

Mode	27	
	Band Edge - R	
	U-NII-2C_5.47-5.725_802.11ac VHT80_CH106_5530MHz	
ANT	5+7	
Pol.	Vertical	Fundamental
Peak	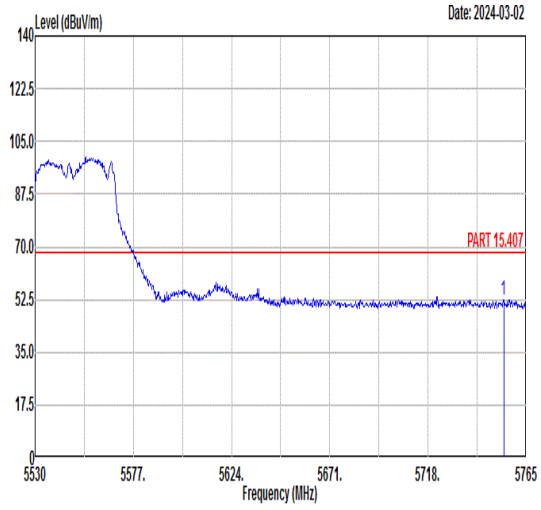 Freq Level Limit Line Margin Read Level Ant Factor Cable Loss Preamp Factor APos TPos Remark MHz dBuV/m dBuV/m dB dBuV dB/m dB dB cm deg 1 5754.19 52.34 68.30 -15.96 38.25 36.26 10.08 32.25 300 306 PEAK	Blank

Mode	28	
	Band Edge - L	
	U-NII-2C_5.47-5.725_802.11ac VHT80_CH122_5610MHz	
ANT	5+7	
Pol.	Horizontal	Fundamental
Peak	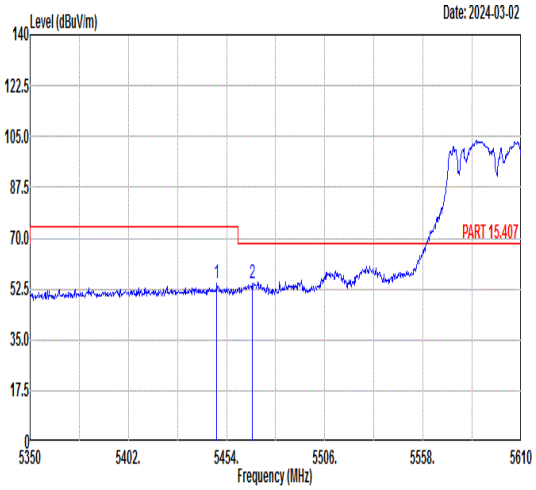 Freq Level Limit Line Margin Read Level Ant Factor Cable Loss Preamp Factor APos TPos Remark MHz dBuV/m dBuV/m dB dBuV dB/m dB dB cm deg 1 5448.80 54.36 74.00 -19.64 40.82 35.93 9.68 32.07 100 59 PEAK 2 5467.52 54.59 68.30 -13.71 41.03 35.92 9.69 32.05 100 59 PEAK	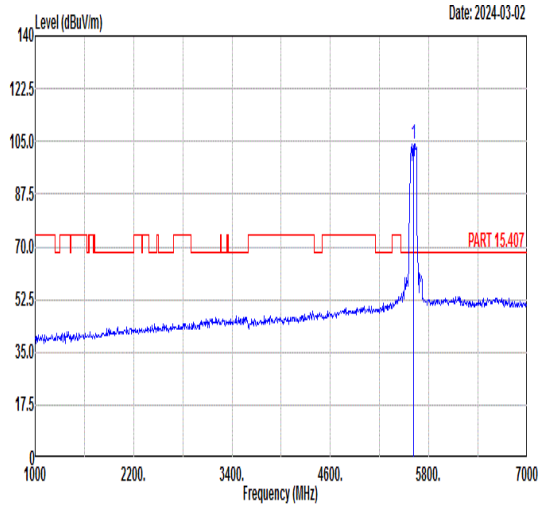 Freq Level Limit Line Margin Read Level Ant Factor Cable Loss Preamp Factor APos TPos Remark MHz dBuV/m dBuV/m dB dBuV dB/m dB dB cm deg 1 5610.00 104.31 ------ ------ 90.54 36.08 9.82 32.13 100 59 PEAK
Avg	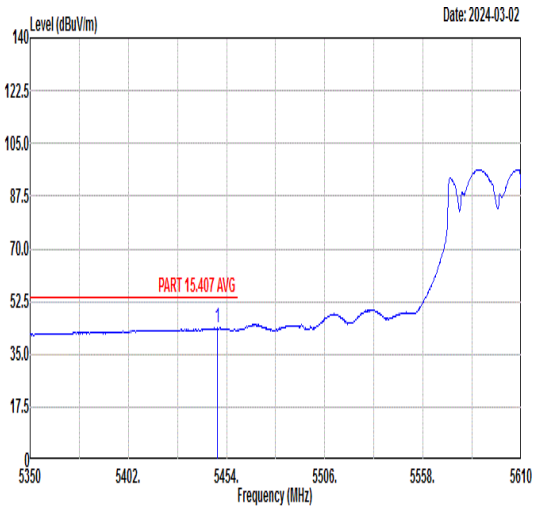 Freq Level Limit Line Margin Read Level Ant Factor Cable Loss Preamp Factor APos TPos Remark MHz dBuV/m dBuV/m dB dBuV dB/m dB dB cm deg 1 5449.32 43.69 54.00 -10.31 30.15 35.93 9.68 32.07 100 59 AVERAGE	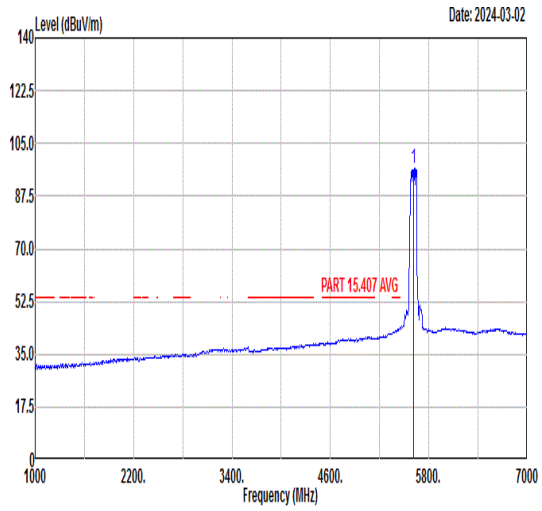 Freq Level Limit Line Margin Read Level Ant Factor Cable Loss Preamp Factor APos TPos Remark MHz dBuV/m dBuV/m dB dBuV dB/m dB dB cm deg 1 5610.00 96.78 ------ ------ 83.01 36.08 9.82 32.13 100 59 AVERAGE

Mode	28	
	Band Edge - R	
	U-NII-2C_5.47-5.725_802.11ac VHT80_CH122_5610MHz	
ANT	5+7	
Pol.	Horizontal	Fundamental
Peak	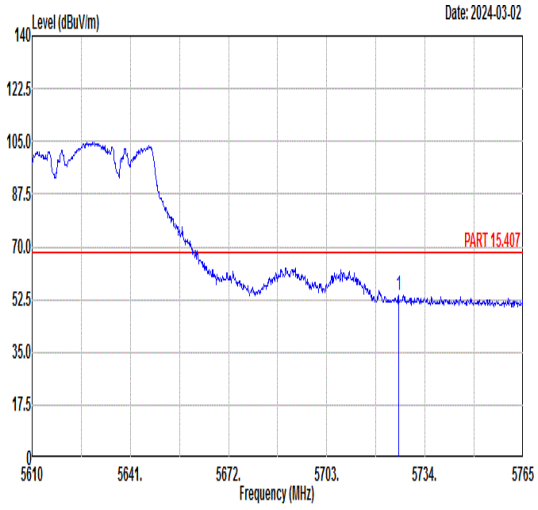 Freq Level Limit Line Margin Read Level Ant Factor Cable Loss Preamp Factor APos TPos Remark MHz dBuV/m dBuV/m dB dBuV dB/m dB dB cm deg 1 5725.63 53.94 68.30 -14.36 39.93 36.22 10.02 32.23 100 59 PEAK	Blank

Mode	28
	Band Edge - L
	U-NII-2C_5.47-5.725_802.11ac VHT80_CH122_5610MHz
ANT	5+7

Pol.	Vertical	Fundamental
Peak	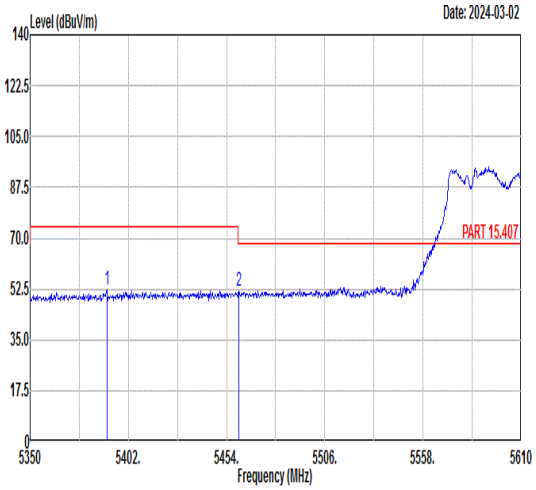 Freq Level Limit Line Margin Read Level Ant Factor Cable Loss Preamp Factor APos TPos Remark MHz dBuV/m dBuV/m dB dBuV dB/m dB dB cm deg 1 5390.56 52.05 74.00 -21.95 38.66 35.97 9.57 32.15 240 214 PEAK 2 5460.50 51.56 68.30 -16.74 38.01 35.92 9.69 32.06 240 214 PEAK	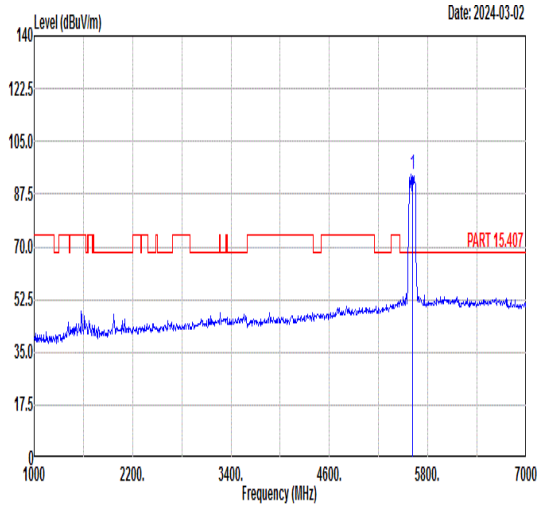 Freq Level Limit Line Margin Read Level Ant Factor Cable Loss Preamp Factor APos TPos Remark MHz dBuV/m dBuV/m dB dBuV dB/m dB dB cm deg 1 5610.00 94.17 ------ ------ 80.48 36.03 9.75 32.09 240 214 PEAK
Avg	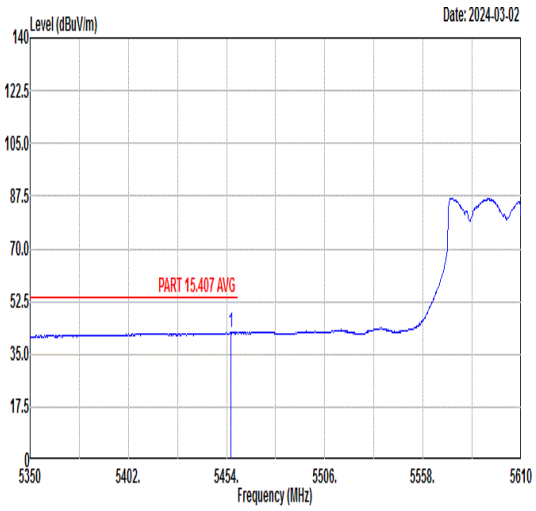 Freq Level Limit Line Margin Read Level Ant Factor Cable Loss Preamp Factor APos TPos Remark MHz dBuV/m dBuV/m dB dBuV dB/m dB dB cm deg 1 5456.34 42.29 54.00 -11.71 28.73 35.93 9.69 32.06 240 214 AVERAGE	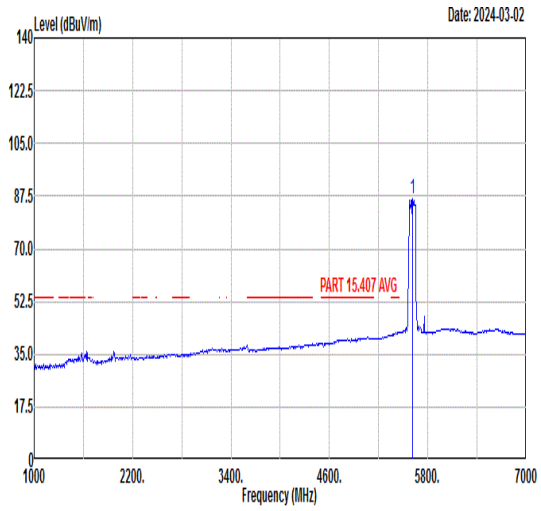 Freq Level Limit Line Margin Read Level Ant Factor Cable Loss Preamp Factor APos TPos Remark MHz dBuV/m dBuV/m dB dBuV dB/m dB dB cm deg 1 5610.00 86.54 ------ ------ 72.80 36.06 9.79 32.11 240 214 AVERAGE

Mode	28	
	Band Edge - R	
	U-NII-2C_5.47-5.725_802.11ac VHT80_CH122_5610MHz	
ANT	5+7	
Pol.	Vertical	Fundamental
Peak	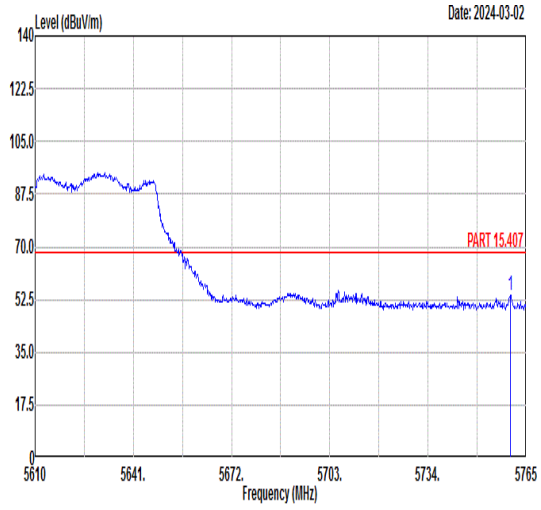 Freq Level Limit Line Margin Read Level Ant Factor Cable Loss Preamp Factor APos TPos Remark MHz dBuV/m dBuV/m dB dBuV dB/m dB dB cm deg 1 5760.04 53.96 68.30 -14.34 39.87 36.26 10.09 32.26 240 214 PEAK	Blank

Mode	29	
	Band Edge - L	
	U-NII-2A_5.25-5.35_802.11ac VHT160_CH50_5250MHz	
ANT	5+7	
Pol.	Horizontal	Fundamental
Peak	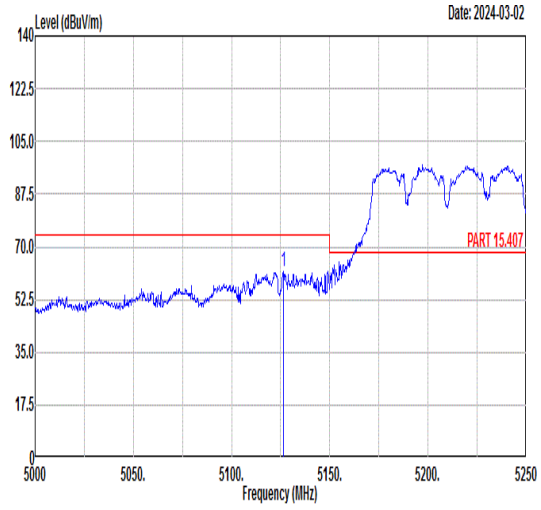 Freq Level Limit Line Margin Read Level Ant Factor Cable Loss Preamp Factor APos TPos Remark MHz dBuV/m dBuV/m dB dBuV dB/m dB dB cm deg 1 5126.25 61.91 74.00 -12.09 49.82 36.12 8.49 32.52 100 298 PEAK	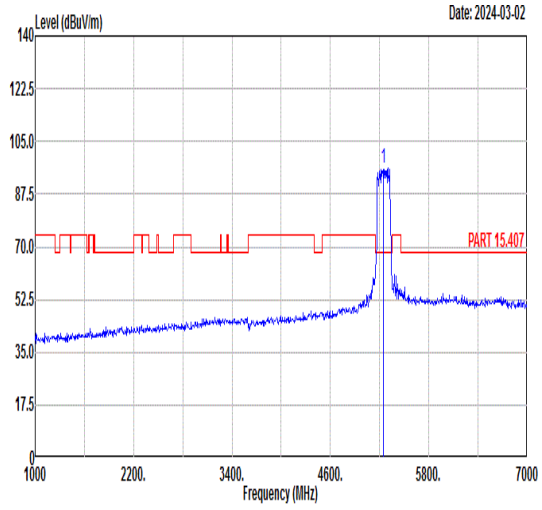 Freq Level Limit Line Margin Read Level Ant Factor Cable Loss Preamp Factor APos TPos Remark MHz dBuV/m dBuV/m dB dBuV dB/m dB dB cm deg 1 5250.00 96.29 ------ ------ 83.43 36.02 9.12 32.28 100 298 PEAK
Avg	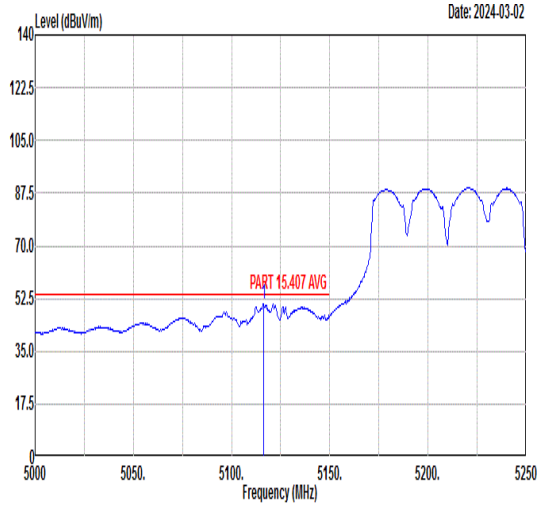 Freq Level Limit Line Margin Read Level Ant Factor Cable Loss Preamp Factor APos TPos Remark MHz dBuV/m dBuV/m dB dBuV dB/m dB dB cm deg 1 5116.25 50.71 54.00 -3.29 38.65 36.13 8.47 32.54 100 298 AVERAGE	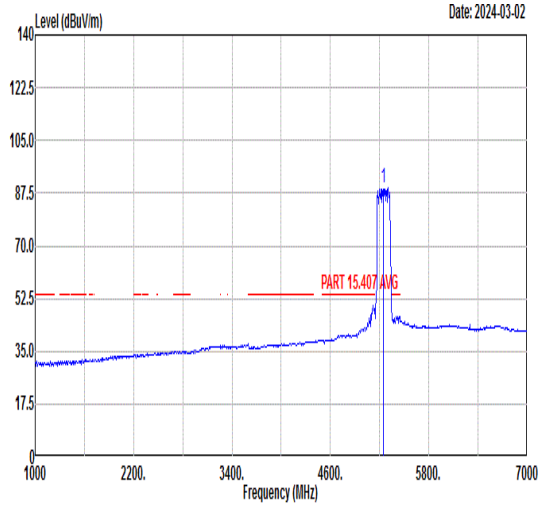 Freq Level Limit Line Margin Read Level Ant Factor Cable Loss Preamp Factor APos TPos Remark MHz dBuV/m dBuV/m dB dBuV dB/m dB dB cm deg 1 5250.00 89.32 ------ ------ 76.46 36.02 9.12 32.28 100 298 AVERAGE

Mode	29	
	Band Edge - R	
	U-NII-2A_5.25-5.35_802.11ac VHT160_CH50_5250MHz	
ANT	5+7	
Pol.	Horizontal	Fundamental
Peak	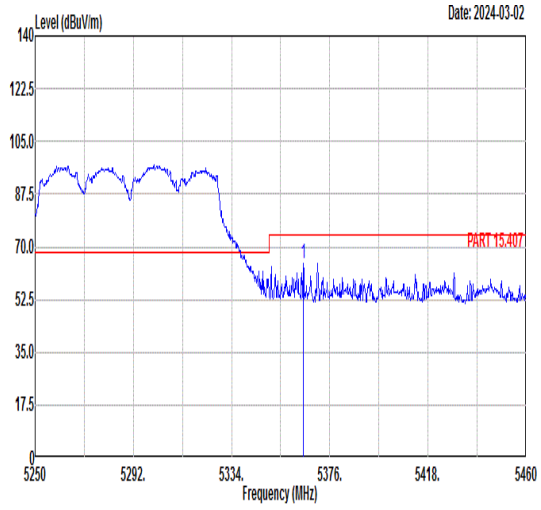 Freq Level Limit Line Margin Read Level Ant Factor Cable Loss Preamp Factor APos TPos Remark MHz dBuV/m dBuV/m dB dBuV dB/m dB dB cm deg 1 5364.66 64.59 74.00 -9.41 51.36 35.98 9.44 32.19 100 298 PEAK	Blank
Avg	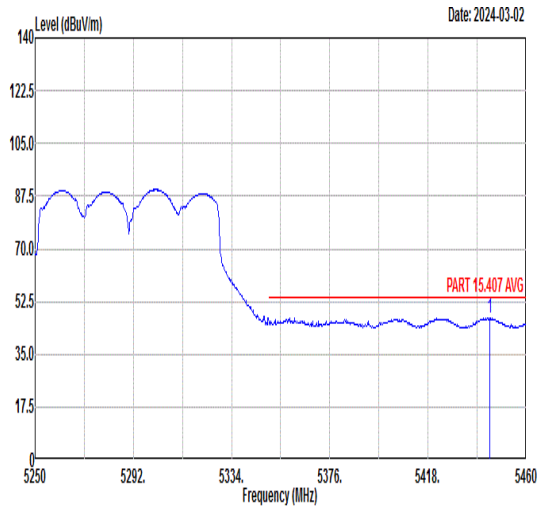 Freq Level Limit Line Margin Read Level Ant Factor Cable Loss Preamp Factor APos TPos Remark MHz dBuV/m dBuV/m dB dBuV dB/m dB dB cm deg 1 5444.46 47.07 54.00 -6.93 33.54 35.93 9.68 32.08 100 298 AVERAGE	Blank

Mode	29	
	Band Edge - L	
	U-NII-2A_5.25-5.35_802.11ac VHT160_CH50_5250MHz	
ANT	5+7	
Pol.	Vertical	Fundamental
Peak	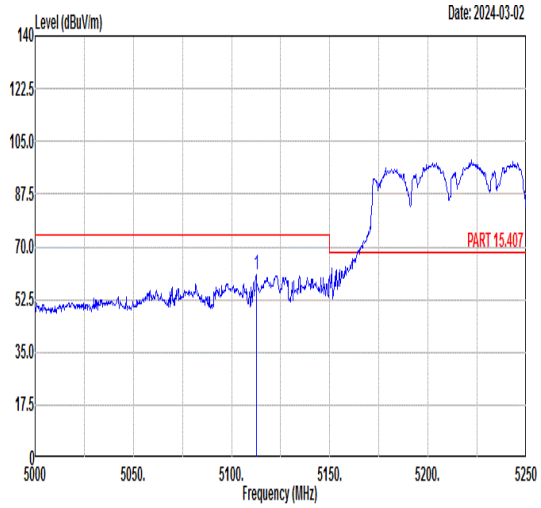 Freq Level Limit Line Margin Read Level Ant Factor Cable Loss Preamp Factor APos TPos Remark MHz dBuV/m dBuV/m dB dBuV dB/m dB dB cm deg 1 5112.50 60.57 74.00 -13.43 48.51 36.13 8.47 32.54 300 267 PEAK	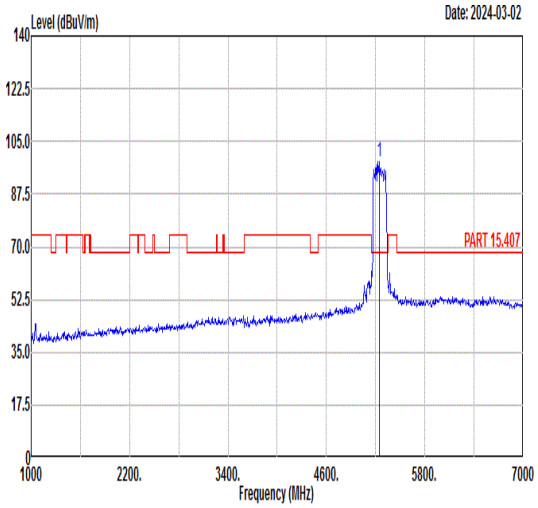 Freq Level Limit Line Margin Read Level Ant Factor Cable Loss Preamp Factor APos TPos Remark MHz dBuV/m dBuV/m dB dBuV dB/m dB dB cm deg 1 5250.00 98.40 ------ ------ 85.90 36.05 8.81 32.36 300 267 PEAK
Avg	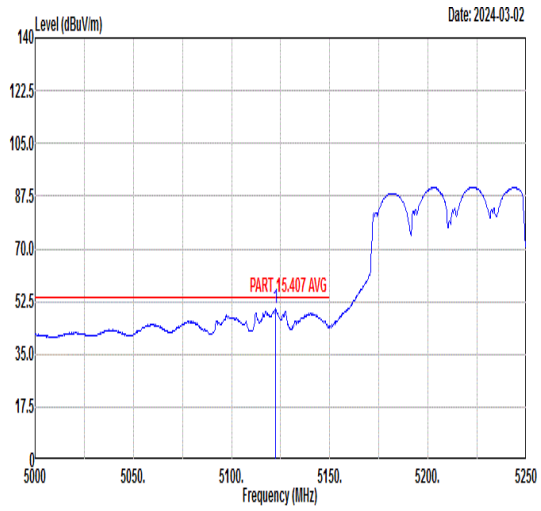 Freq Level Limit Line Margin Read Level Ant Factor Cable Loss Preamp Factor APos TPos Remark MHz dBuV/m dBuV/m dB dBuV dB/m dB dB cm deg 1 5122.25 50.37 54.00 -3.63 38.29 36.13 8.48 32.53 300 267 AVERAGE	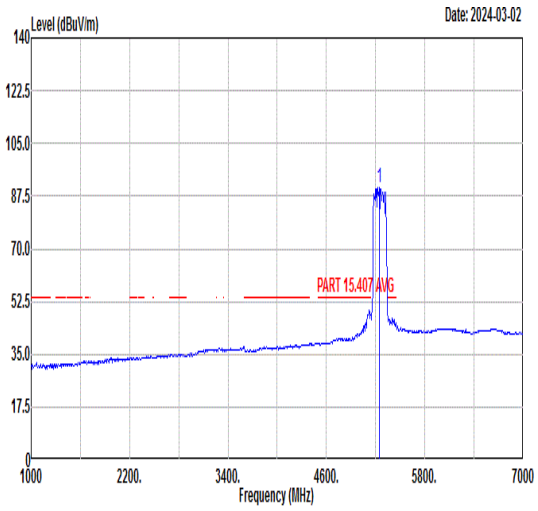 Freq Level Limit Line Margin Read Level Ant Factor Cable Loss Preamp Factor APos TPos Remark MHz dBuV/m dBuV/m dB dBuV dB/m dB dB cm deg 1 5250.00 90.12 ------ ------ 77.73 36.07 8.71 32.39 300 267 AVERAGE

Mode	29	
	Band Edge - R	
	U-NII-2A_5.25-5.35_802.11ac VHT160_CH50_5250MHz	
ANT	5+7	
Pol.	Vertical	Fundamental
Peak	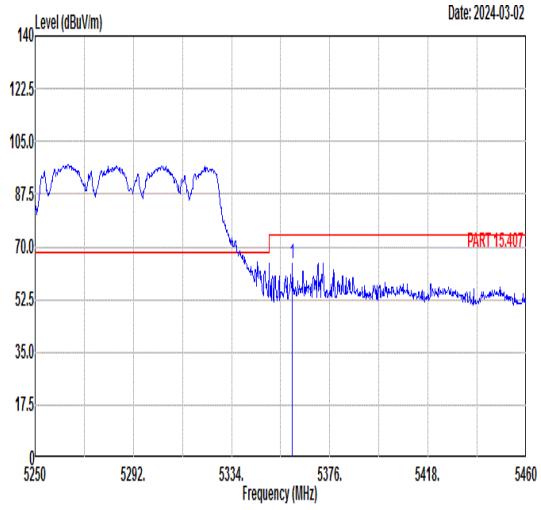 Freq Level Limit Line Margin Read Level Ant Factor Cable Loss Preamp Factor APos TPos Remark MHz dBuV/m dBuV/m dB dBuV dB/m dB dB cm deg 1 5360.04 64.70 74.00 -9.30 51.50 35.98 9.42 32.20 300 267 PEAK	Blank
Avg	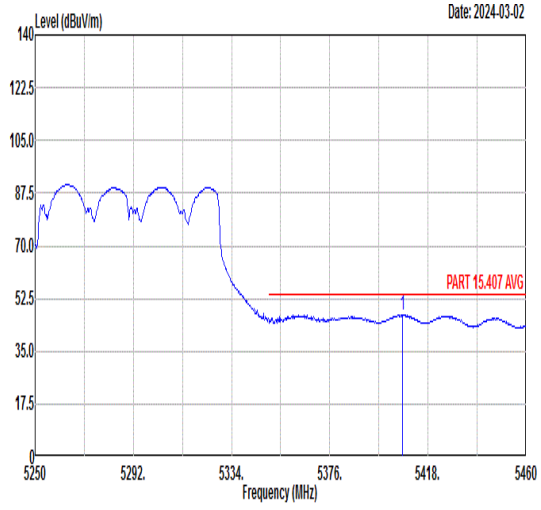 Freq Level Limit Line Margin Read Level Ant Factor Cable Loss Preamp Factor APos TPos Remark MHz dBuV/m dBuV/m dB dBuV dB/m dB dB cm deg 1 5407.08 47.08 54.00 -6.92 33.59 35.96 9.66 32.13 300 267 AVERAGE	Blank

Mode	30	
	Band Edge - L	
	U-NII-2C_5.47-5.725_802.11ac VHT160_CH114_5570MHz	
ANT	5+7	
Pol.	Horizontal	Fundamental
Peak	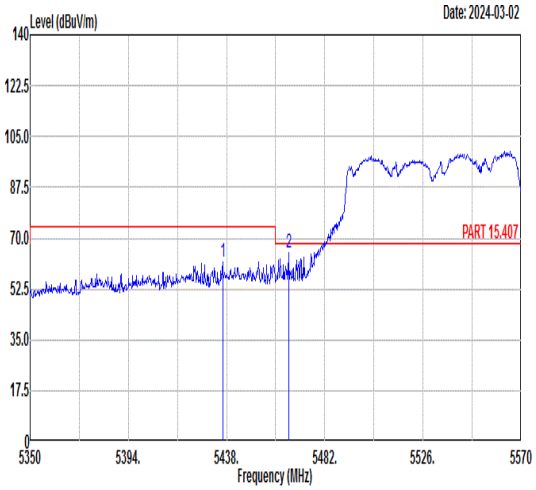 Freq Level Limit Line Margin Read Level Ant Factor Cable Loss Preamp Factor APos TPos Remark MHz dBuV/m dBuV/m dB dBuV dB/m dB dB cm deg 1 5436.24 62.08 74.00 -11.92 48.56 35.94 9.67 32.09 100 297 PEAK 2 5465.72 64.86 68.30 -3.44 51.30 35.92 9.69 32.05 100 297 PEAK	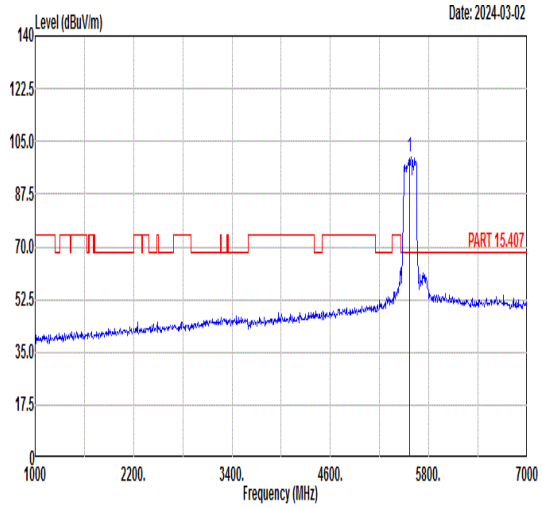 Freq Level Limit Line Margin Read Level Ant Factor Cable Loss Preamp Factor APos TPos Remark MHz dBuV/m dBuV/m dB dBuV dB/m dB dB cm deg 1 5570.00 99.89 ------ ------ 86.20 36.02 9.75 32.08 100 297 PEAK
Avg	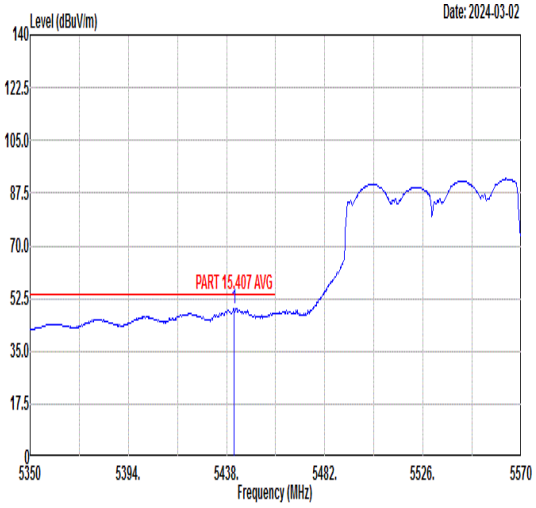 Freq Level Limit Line Margin Read Level Ant Factor Cable Loss Preamp Factor APos TPos Remark MHz dBuV/m dBuV/m dB dBuV dB/m dB dB cm deg 1 5441.30 49.22 54.00 -4.78 35.68 35.94 9.68 32.08 100 297 AVERAGE	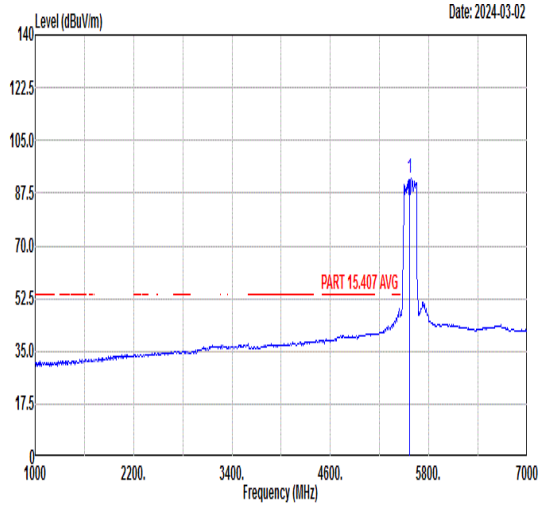 Freq Level Limit Line Margin Read Level Ant Factor Cable Loss Preamp Factor APos TPos Remark MHz dBuV/m dBuV/m dB dBuV dB/m dB dB cm deg 1 5570.00 92.44 ------ ------ 78.75 36.02 9.75 32.08 100 297 AVERAGE

Mode	30	
	Band Edge - R	
	U-NII-2C_5.47-5.725_802.11ac VHT160_CH114_5570MHz	
ANT	5+7	
Pol.	Horizontal	Fundamental
Peak	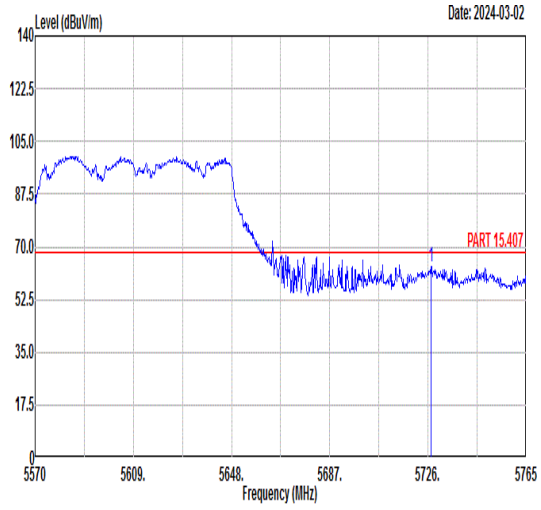	Blank

	Freq	Level	Limit Line	Margin	Read Level	Ant Factor	Cable Loss	Preamp Factor	APos	TPos	Remark
	MHz	dBuV/m	dBuV/m	dB	dBuV	dB/m	dB	dB	cm	deg	
1	5727.17	63.59	68.30	-4.71	49.58	36.22	10.02	32.23	100	297	PEAK

Mode	30	
	Band Edge - L	
	U-NII-2C_5.47-5.725_802.11ac VHT160_CH114_5570MHz	
ANT	5+7	
Pol.	Vertical	Fundamental
Peak	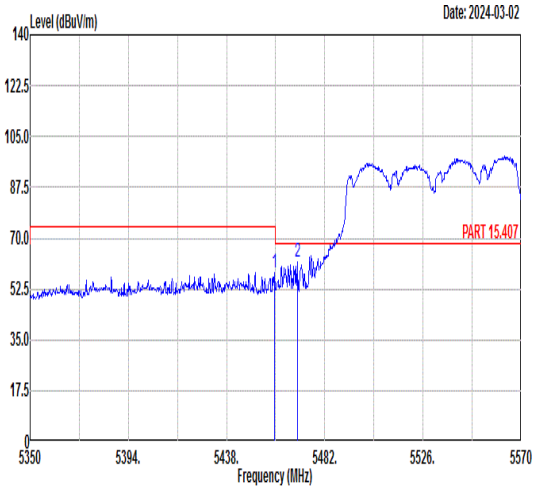 Freq Level Limit Line Margin Read Level Ant Factor Cable Loss Preamp Factor APos TPos Remark MHz dBuV/m dBuV/m dB dBuV dB/m dB dB cm deg 1 5459.34 58.07 74.00 -15.93 44.52 35.92 9.69 32.06 270 308 PEAK 2 5469.68 61.62 68.30 -6.68 48.05 35.92 9.69 32.04 270 308 PEAK	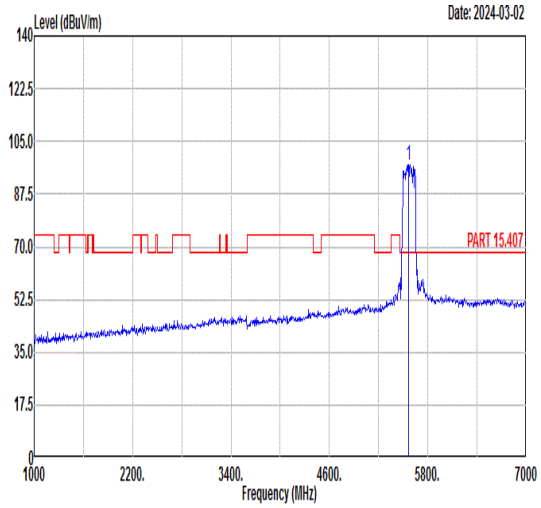 Freq Level Limit Line Margin Read Level Ant Factor Cable Loss Preamp Factor APos TPos Remark MHz dBuV/m dBuV/m dB dBuV dB/m dB dB cm deg 1 5570.00 97.45 ------ ------ 83.76 36.02 9.75 32.08 270 308 PEAK
Avg	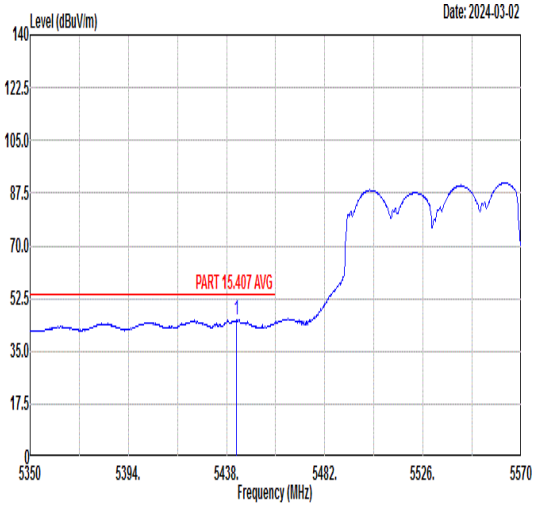 Freq Level Limit Line Margin Read Level Ant Factor Cable Loss Preamp Factor APos TPos Remark MHz dBuV/m dBuV/m dB dBuV dB/m dB dB cm deg 1 5442.40 45.58 54.00 -8.42 32.05 35.93 9.68 32.08 270 308 AVERAGE	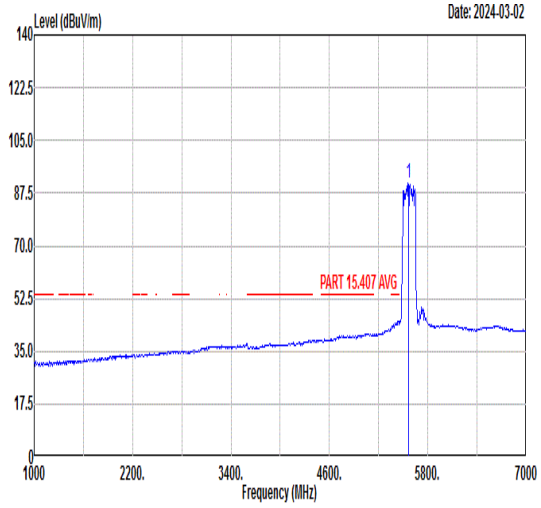 Freq Level Limit Line Margin Read Level Ant Factor Cable Loss Preamp Factor APos TPos Remark MHz dBuV/m dBuV/m dB dBuV dB/m dB dB cm deg 1 5570.00 90.70 ------ ------ 77.04 35.98 9.74 32.06 270 308 AVERAGE

Mode	30	
	Band Edge - R	
	U-NII-2C_5.47-5.725_802.11ac VHT160_CH114_5570MHz	
ANT	5+7	
Pol.	Vertical	Fundamental
Peak	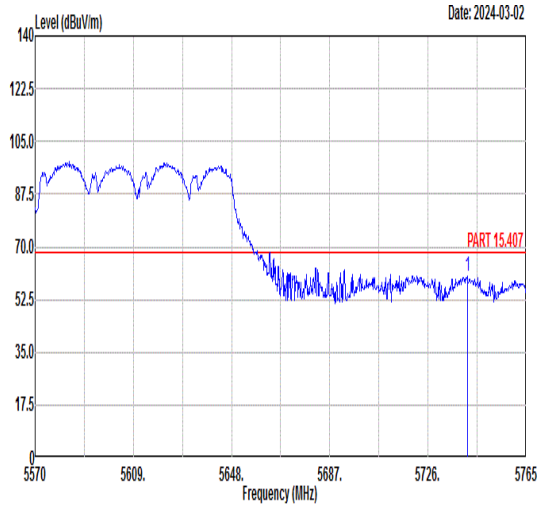 Freq Level Limit Line Margin Read Level Ant Factor Cable Loss Preamp Factor APos TPos Remark MHz dBuV/m dBuV/m dB dBuV dB/m dB dB cm deg 1 5741.60 60.43 68.30 -7.87 46.38 36.24 10.05 32.24 270 308 PEAK	Blank

Mode	31	
	Harmonic	
	Straddle channels_5.47-5.85_802.11a_CH144_5720MHz	
ANT	5+7	
Pol.	Horizontal	Vertical
Peak Avg	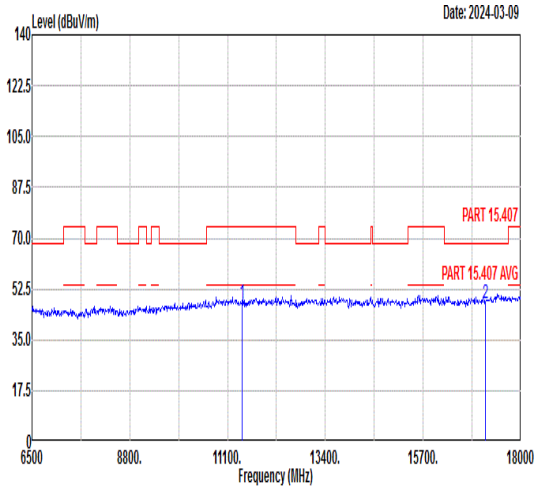 Freq Level Limit Line Margin Read Level Ant Factor Cable Loss Preamp Factor APos TPos Remark MHz dBuV/m dBuV/m dB dBuV dB/m dB dB cm deg 1 11440.00 47.49 74.00 -26.51 58.91 39.18 12.84 63.44 --- --- Peak 2 17160.00 47.64 68.30 -20.66 55.46 41.78 15.66 65.26 --- --- Peak	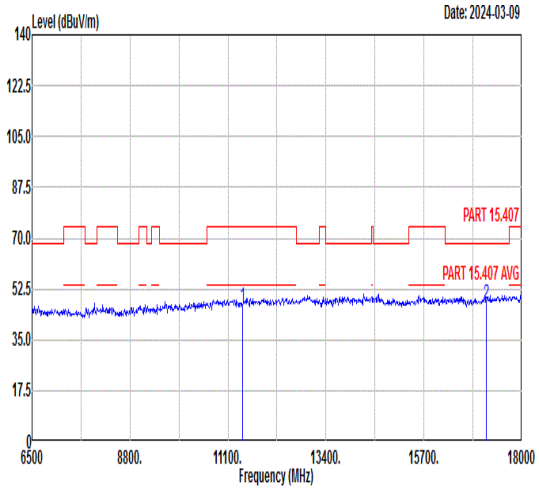 Freq Level Limit Line Margin Read Level Ant Factor Cable Loss Preamp Factor APos TPos Remark MHz dBuV/m dBuV/m dB dBuV dB/m dB dB cm deg 1 11440.00 46.70 74.00 -27.30 58.12 39.18 12.84 63.44 --- --- Peak 2 17160.00 47.67 68.30 -20.63 55.49 41.78 15.66 65.26 --- --- Peak

Mode	32	
	Band Edge	
	Straddle channels_5.47-5.85_802.11n HT20_CH144_Full RU_5720MHz	
ANT	5+7	
Pol.	Horizontal	Fundamental
Peak	Blank	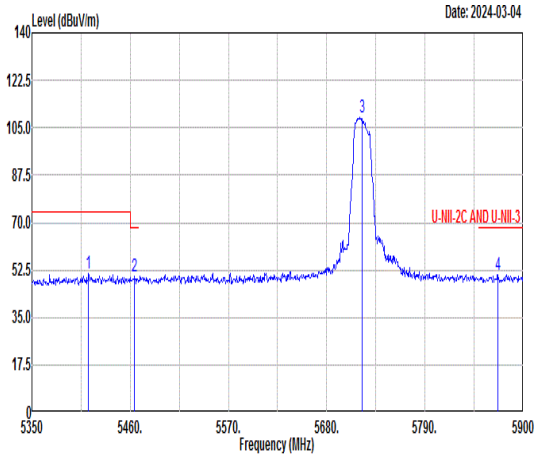 Freq Level Limit Line Margin Read Level Ant Factor Cable Loss Preamp Factor APos TPos Remark MHz dBuV/m dBuV/m dB dBuV dB/m dB dB cm deg 1 5413.25 51.41 74.00 -22.59 38.42 35.95 9.66 32.62 100 297 Peak 2 5464.95 50.37 68.30 -17.93 37.37 35.92 9.69 32.61 100 297 Peak 3 5720.00 108.67 68.30 40.37 95.14 36.21 10.01 32.69 100 297 Peak 4 5871.40 50.87 68.30 -17.43 36.87 36.42 10.33 32.75 100 297 Peak
Avg	Blank	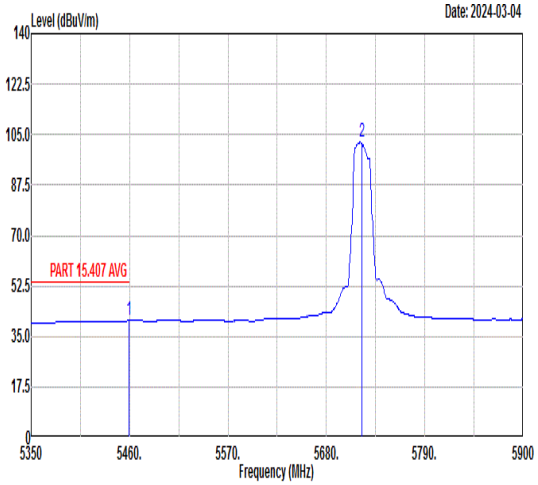 Freq Level Limit Line Margin Read Level Ant Factor Cable Loss Preamp Factor APos TPos Remark MHz dBuV/m dBuV/m dB dBuV dB/m dB dB cm deg 1 5459.45 40.49 54.00 -13.51 27.49 35.92 9.69 32.61 100 297 Average 2 5720.00 102.23 68.30 33.93 88.70 36.21 10.01 32.69 100 297 Average

Mode	32	
	Band Edge	
	Straddle channels_5.47-5.85_802.11n HT20_CH144_Full RU_5720MHz	
ANT	5+7	
Pol.	Vertical	Fundamental
Peak	Blank	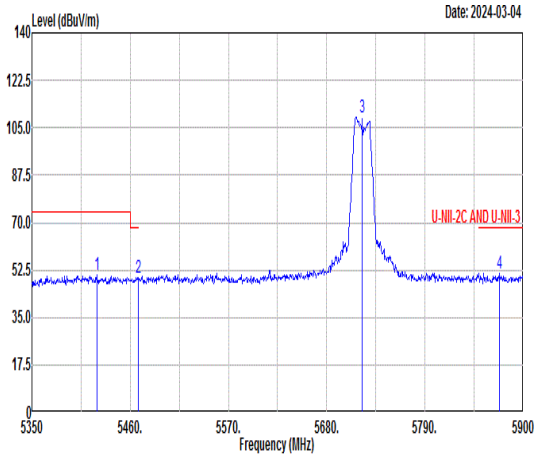 Freq Level Limit Line Margin Read Level Ant Factor Cable Loss Preamp Factor APos TPos Remark MHz dBuV/m dBuV/m dB dBuV dB/m dB dB cm deg 1 5422.60 50.48 74.00 -23.52 37.48 35.95 9.67 32.62 333 244 Peak 2 5469.35 49.85 68.30 -18.45 36.85 35.92 9.69 32.61 333 244 Peak 3 5720.00 108.78 ------ ------ 95.25 36.21 10.01 32.69 333 244 Peak 4 5873.05 51.34 68.30 -16.96 37.34 36.42 10.33 32.75 333 244 Peak
Avg	Blank	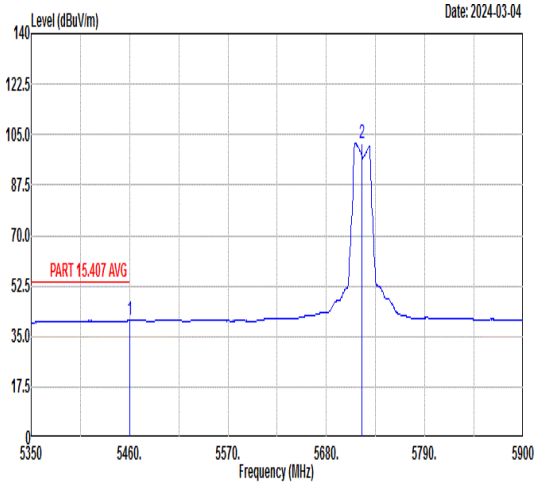 Freq Level Limit Line Margin Read Level Ant Factor Cable Loss Preamp Factor APos TPos Remark MHz dBuV/m dBuV/m dB dBuV dB/m dB dB cm deg 1 5460.00 40.48 54.00 -13.52 27.48 35.92 9.69 32.61 333 244 Average 2 5720.00 101.92 ------ ------ 88.39 36.21 10.01 32.69 333 244 Average

Mode	32	
	Harmonic	
	Straddle channels_5.47-5.85_802.11n HT20_CH144_Full RU_5720MHz	
ANT	5+7	
Pol.	Horizontal	Vertical
Peak Avg	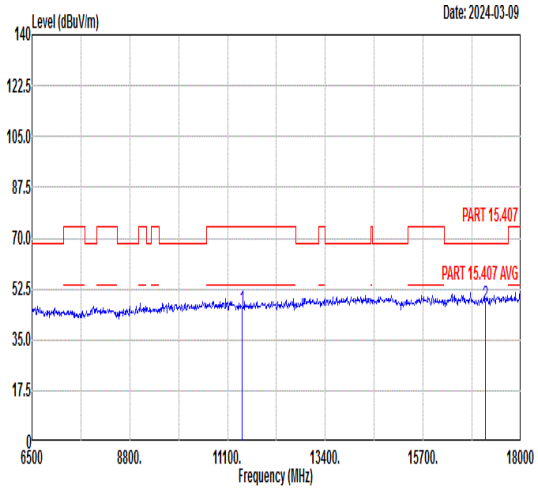 Freq Level Limit Line Margin Read Level Ant Factor Cable Loss Preamp Factor APos TPos Remark MHz dBuV/m dBuV/m dB dBuV dB/m dB dB cm deg 1 11440.00 45.45 74.00 -28.55 56.87 39.18 12.84 63.44 --- --- Peak 2 17160.00 47.25 68.30 -21.05 55.07 41.78 15.66 65.26 --- --- Peak	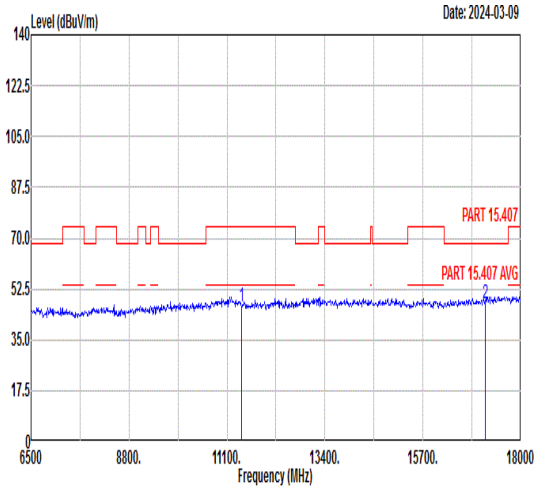 Freq Level Limit Line Margin Read Level Ant Factor Cable Loss Preamp Factor APos TPos Remark MHz dBuV/m dBuV/m dB dBuV dB/m dB dB cm deg 1 11440.00 46.49 74.00 -27.51 57.91 39.18 12.84 63.44 --- --- Peak 2 17160.00 47.66 68.30 -20.64 55.48 41.78 15.66 65.26 --- --- Peak

Mode	33	
	Band Edge	
	Straddle channels_5.47-5.85_802.11n HT40_CH142_Full RU_5710MHz	
ANT	5+7	
Pol.	Horizontal	Fundamental
Peak	Blank	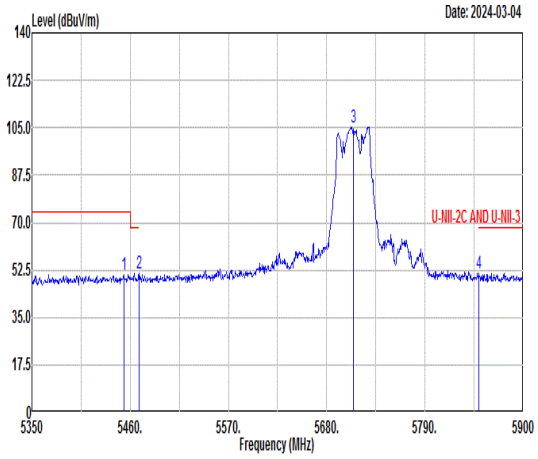 Freq Level Limit Line Margin Read Level Ant Factor Cable Loss Preamp Factor APos TPos Remark MHz dBuV/m dBuV/m dB dBuV dB/m dB dB cm deg 1 5452.85 50.77 74.00 -23.23 37.77 35.93 9.68 32.61 100 60 Peak 2 5469.90 51.19 68.30 -17.11 38.19 35.92 9.69 32.61 100 60 Peak 3 5710.00 105.33 ------ ------ 91.83 36.19 9.99 32.68 100 60 Peak 4 5850.00 51.27 68.30 -17.03 37.34 36.39 10.28 32.74 100 60 Peak
Avg	Blank	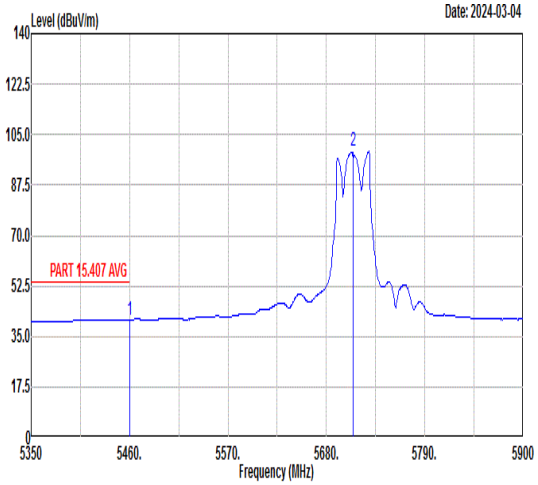 Freq Level Limit Line Margin Read Level Ant Factor Cable Loss Preamp Factor APos TPos Remark MHz dBuV/m dBuV/m dB dBuV dB/m dB dB cm deg 1 5460.00 40.81 54.00 -13.19 27.81 35.92 9.69 32.61 100 60 Average 2 5710.00 99.14 ------ ------ 85.64 36.19 9.99 32.68 100 60 Average

Mode	33	
	Band Edge	
	Straddle channels_5.47-5.85_802.11n HT40_CH142_Full RU_5710MHz	
ANT	5+7	
Pol.	Vertical	Fundamental
Peak	Blank	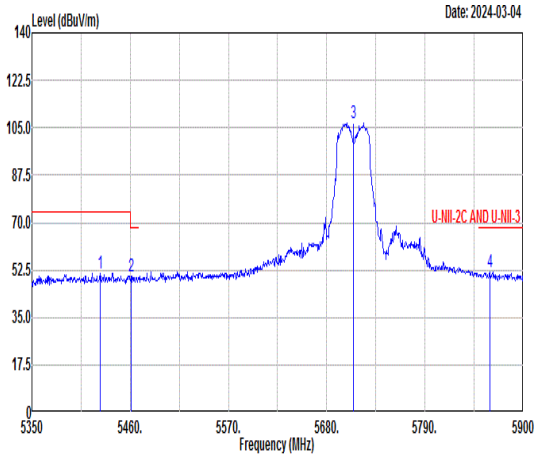 Freq Level Limit Line Margin Read Level Ant Factor Cable Loss Preamp Factor APos TPos Remark MHz dBuV/m dBuV/m dB dBuV dB/m dB dB cm deg 1 5426.45 51.27 74.00 -22.73 38.27 35.94 9.67 32.61 333 243 Peak 2 5461.10 50.34 68.30 -17.96 37.34 35.92 9.69 32.61 333 243 Peak 3 5710.00 106.93 ------ ------ 93.43 36.19 9.99 32.68 333 243 Peak 4 5862.60 52.00 68.30 -16.30 38.03 36.41 10.31 32.75 333 243 Peak
Avg	Blank	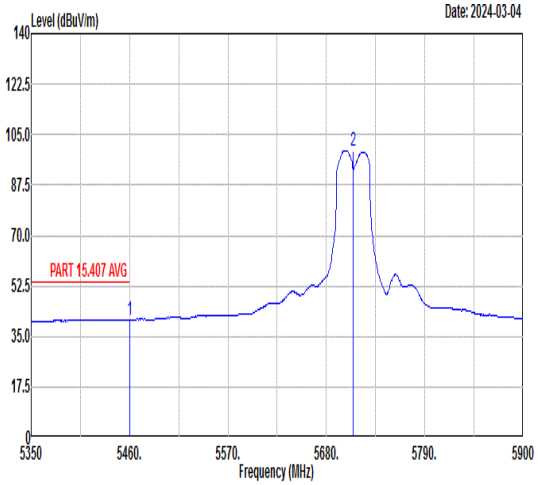 Freq Level Limit Line Margin Read Level Ant Factor Cable Loss Preamp Factor APos TPos Remark MHz dBuV/m dBuV/m dB dBuV dB/m dB dB cm deg 1 5460.00 40.83 54.00 -13.17 27.83 35.92 9.69 32.61 333 243 Average 2 5710.00 99.51 ------ ------ 86.01 36.19 9.99 32.68 333 243 Average

Mode	34	
	Band Edge	
	Straddle channels_5.47-5.85_802.11n HT80_CH138_Full RU_5690MHz	
ANT	5+7	
Pol.	Horizontal	Fundamental
Peak	Blank	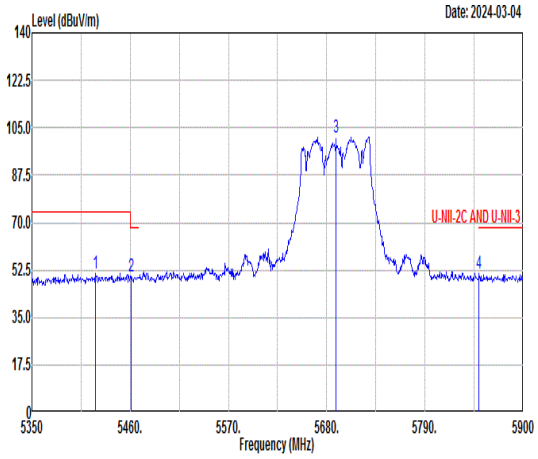 Freq Level Limit Line Margin Read Level Ant Factor Cable Loss Preamp Factor APos TPos Remark MHz dBuV/m dBuV/m dB dBuV dB/m dB dB cm deg 1 5420.95 51.22 74.00 -22.78 38.22 35.95 9.67 32.62 100 62 Peak 2 5461.10 50.43 68.30 -17.87 37.43 35.92 9.69 32.61 100 62 Peak 3 5690.00 101.48 ------ ------ 88.04 36.17 9.95 32.68 100 62 Peak 4 5850.50 51.23 68.30 -17.07 37.30 36.39 10.28 32.74 100 62 Peak
Avg	Blank	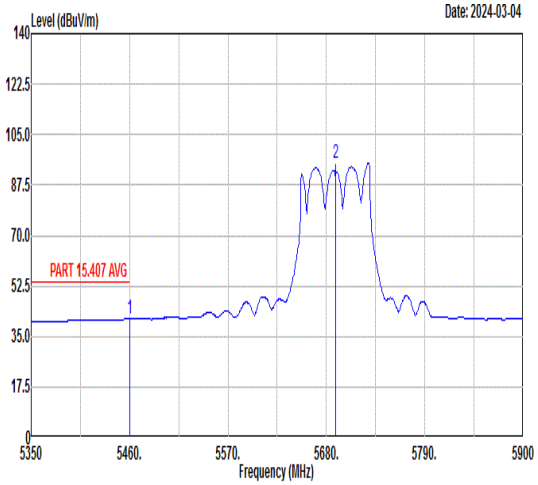 Freq Level Limit Line Margin Read Level Ant Factor Cable Loss Preamp Factor APos TPos Remark MHz dBuV/m dBuV/m dB dBuV dB/m dB dB cm deg 1 5460.00 41.10 54.00 -12.90 28.10 35.92 9.69 32.61 100 62 Average 2 5690.00 95.26 ------ ------ 81.82 36.17 9.95 32.68 100 62 Average

Mode	34	
	Band Edge	
	Straddle channels_5.47-5.85_802.11n HT80_CH138_Full RU_5690MHz	
ANT	5+7	
Pol.	Vertical	Fundamental
Peak	Blank	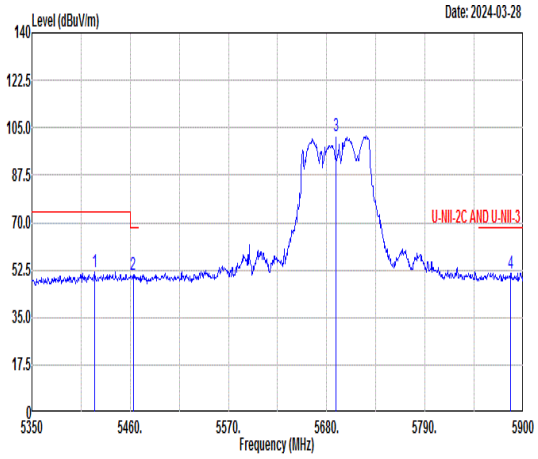 Freq Level Limit Line Margin Read Level Ant Factor Cable Loss Preamp Factor APos TPos Remark MHz dBuV/m dBuV/m dB dBuV dB/m dB dB cm deg 1 5419.85 51.76 74.00 -22.24 38.76 35.95 9.67 32.62 326 253 Peak 2 5463.30 50.67 68.30 -17.63 37.67 35.92 9.69 32.61 326 253 Peak 3 5690.00 101.76 ------ ------ 88.32 36.17 9.95 32.68 326 253 Peak 4 5885.70 51.49 68.30 -16.81 37.44 36.44 10.36 32.75 326 253 Peak
Avg	Blank	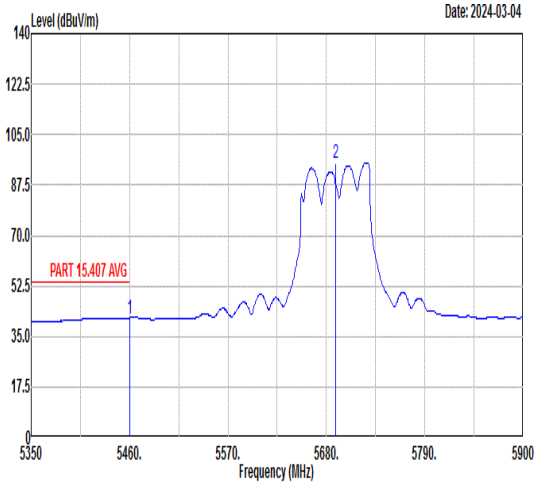 Freq Level Limit Line Margin Read Level Ant Factor Cable Loss Preamp Factor APos TPos Remark MHz dBuV/m dBuV/m dB dBuV dB/m dB dB cm deg 1 5460.00 41.46 54.00 -12.54 28.46 35.92 9.69 32.61 326 253 Average 2 5690.00 95.28 ------ ------ 81.84 36.17 9.95 32.68 326 253 Average

Mode	35	
	Band Edge	
	U-NII-1_5.15-5.25_802.11ax HE20_CH36_Full RU_5180MHz	
ANT	5+7	
Pol.	Horizontal	Fundamental
Peak	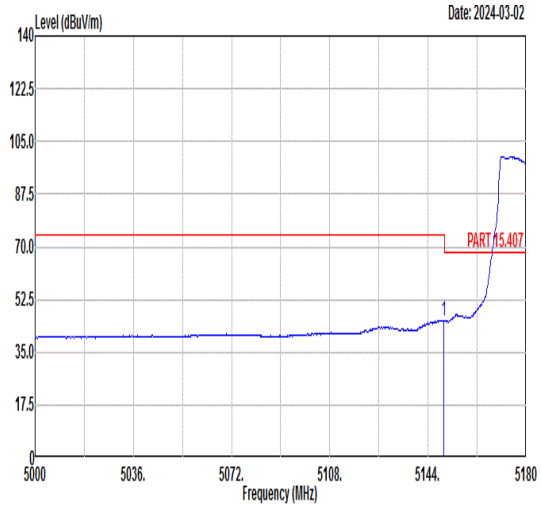 Freq Level Limit Line Margin Read Level Ant Factor Cable Loss Preamp Factor APos TPos Remark MHz dBuV/m dBuV/m dB dBuV dB/m dB dB cm deg 1 5149.76 45.64 74.00 -28.36 33.48 36.11 8.54 32.49 100 302 PEAK	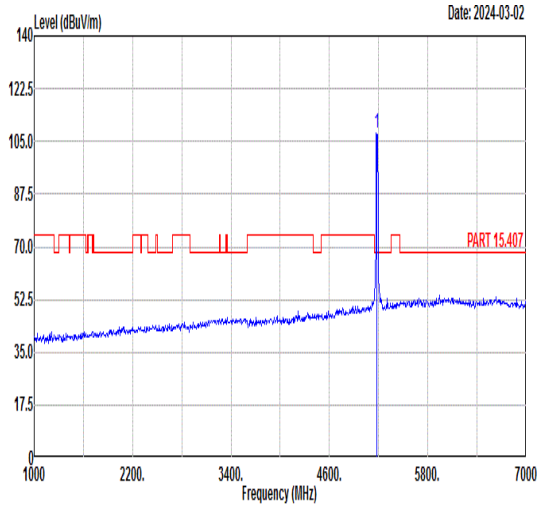 Freq Level Limit Line Margin Read Level Ant Factor Cable Loss Preamp Factor APos TPos Remark MHz dBuV/m dBuV/m dB dBuV dB/m dB dB cm deg 1 5180.00 107.73 ------ ------ 95.52 36.10 8.57 32.46 100 302 PEAK
Avg	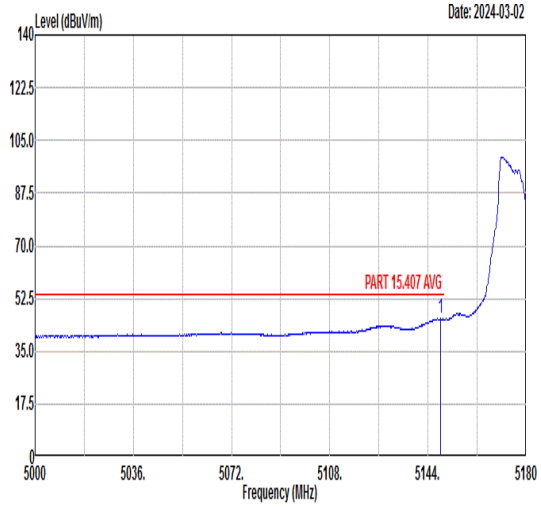 Freq Level Limit Line Margin Read Level Ant Factor Cable Loss Preamp Factor APos TPos Remark MHz dBuV/m dBuV/m dB dBuV dB/m dB dB cm deg 1 5148.68 45.82 54.00 -8.18 33.67 36.11 8.53 32.49 100 302 AVERAGE	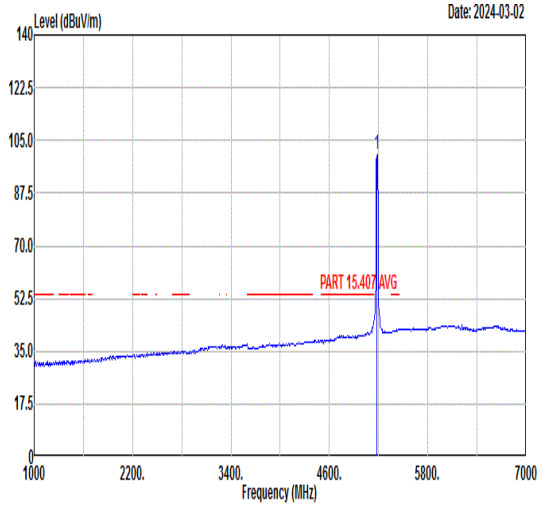 Freq Level Limit Line Margin Read Level Ant Factor Cable Loss Preamp Factor APos TPos Remark MHz dBuV/m dBuV/m dB dBuV dB/m dB dB cm deg 1 5180.00 100.28 ------ ------ 88.02 36.09 8.61 32.44 100 302 AVERAGE

Mode	35	
	Band Edge	
	U-NII-1_5.15-5.25_802.11ax HE20_CH36_Full RU_5180MHz	
ANT	5+7	
Pol.	Vertical	Fundamental
Peak	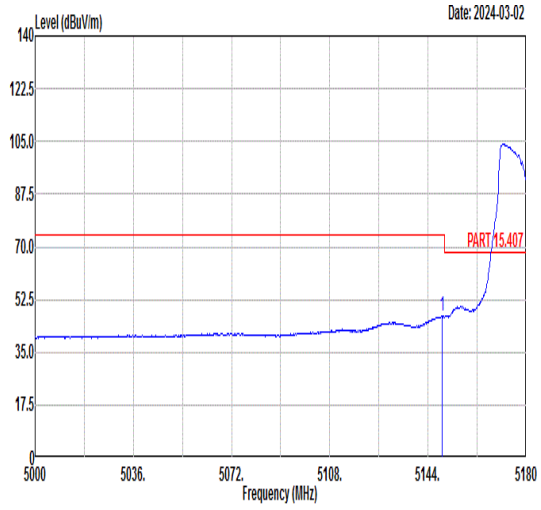 Freq Level Limit Line Margin Read Level Ant Factor Cable Loss Preamp Factor APos TPos Remark MHz dBuV/m dBuV/m dB dBuV dB/m dB dB cm deg 1 5149.22 47.18 74.00 -26.82 35.03 36.11 8.53 32.49 325 261 PEAK	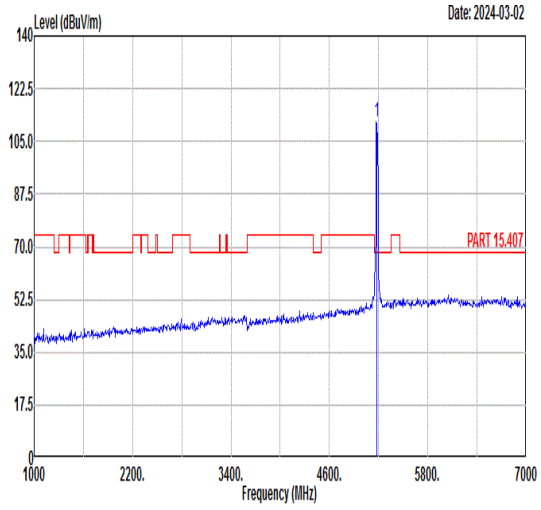 Freq Level Limit Line Margin Read Level Ant Factor Cable Loss Preamp Factor APos TPos Remark MHz dBuV/m dBuV/m dB dBuV dB/m dB dB cm deg 1 5180.00 111.58 ------ ------ 99.37 36.10 8.57 32.46 325 261 PEAK
Avg	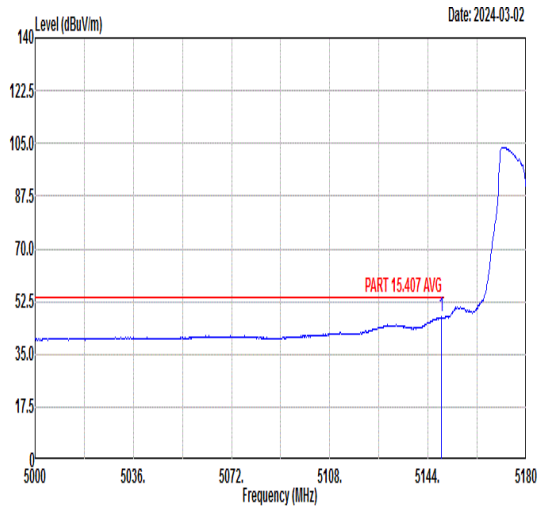 Freq Level Limit Line Margin Read Level Ant Factor Cable Loss Preamp Factor APos TPos Remark MHz dBuV/m dBuV/m dB dBuV dB/m dB dB cm deg 1 5148.86 47.39 54.00 -6.61 35.24 36.11 8.53 32.49 325 261 AVERAGE	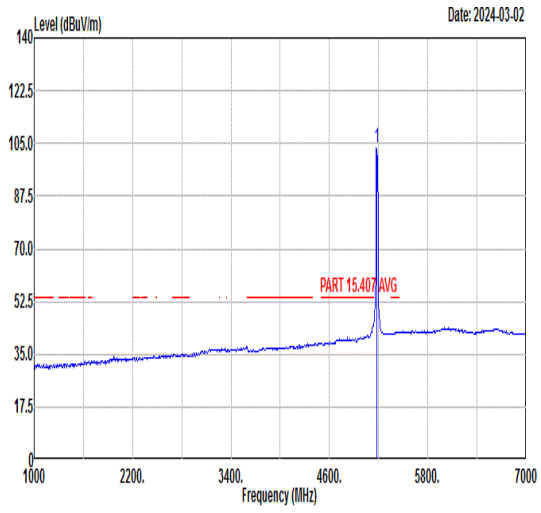 Freq Level Limit Line Margin Read Level Ant Factor Cable Loss Preamp Factor APos TPos Remark MHz dBuV/m dBuV/m dB dBuV dB/m dB dB cm deg 1 5180.00 103.32 ------ ------ 91.11 36.10 8.57 32.46 325 261 AVERAGE

Mode	35	
	Harmonic	
	U-NII-1_5.15-5.25_802.11ax HE20_CH36_Full RU_5180MHz	
ANT	5+7	
Pol.	Horizontal	Vertical
Peak Avg	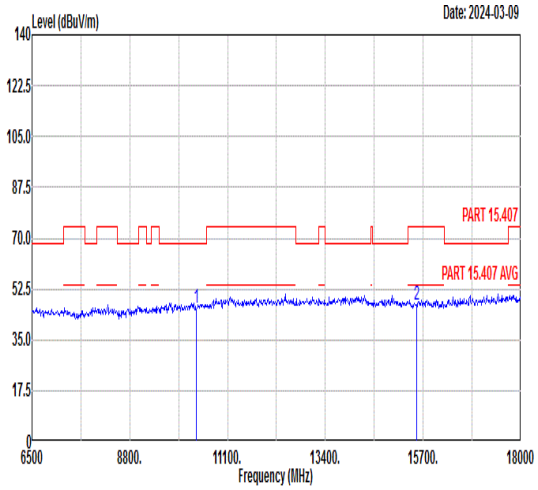 Freq Level Limit Line Margin Read Level Ant Factor Cable Loss Preamp Factor APos TPos Remark MHz dBuV/m dBuV/m dB dBuV dB/m dB dB cm deg 1 10360.00 45.80 68.30 -22.50 58.66 38.74 12.06 63.66 --- --- Peak 2 15540.00 47.16 74.00 -26.84 55.84 40.73 14.58 63.99 --- --- Peak	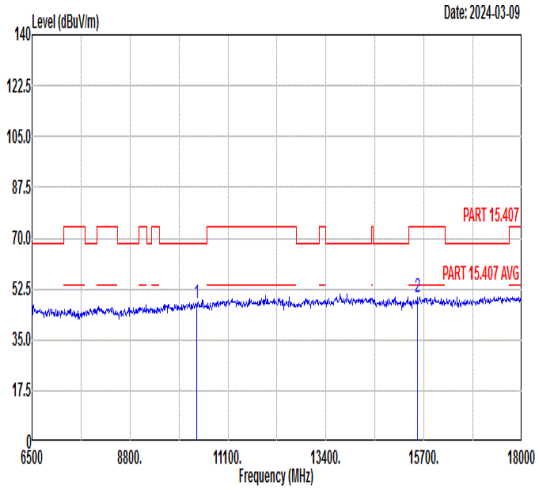 Freq Level Limit Line Margin Read Level Ant Factor Cable Loss Preamp Factor APos TPos Remark MHz dBuV/m dBuV/m dB dBuV dB/m dB dB cm deg 1 10360.00 47.44 68.30 -20.86 60.30 38.74 12.06 63.66 --- --- Peak 2 15540.00 49.91 74.00 -24.09 58.59 40.73 14.58 63.99 --- --- Peak

Mode	36	
	Harmonic	
	U-NII-1_5.15-5.25_802.11ax HE20_CH44_Full RU_5220MHz	
ANT	5+7	
Pol.	Horizontal	Vertical
Peak Avg	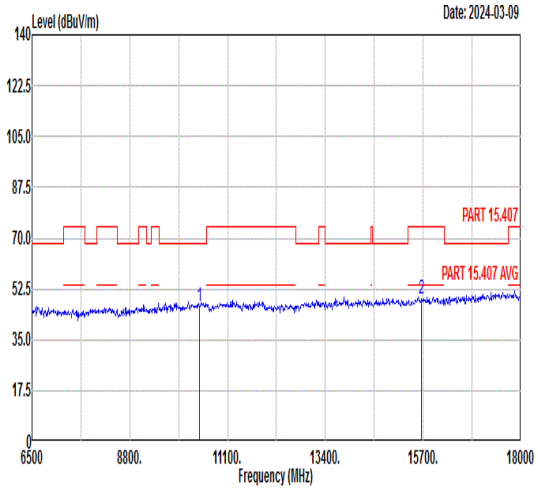 Freq Level Limit Line Margin Read Level Ant Factor Cable Loss Preamp Factor APos TPos Remark MHz dBuV/m dBuV/m dB dBuV dB/m dB dB cm deg 1 10440.00 46.38 68.30 -21.92 59.11 38.78 12.12 63.63 --- --- Peak 2 15660.00 49.05 74.00 -24.95 57.61 40.83 14.64 64.03 --- --- Peak	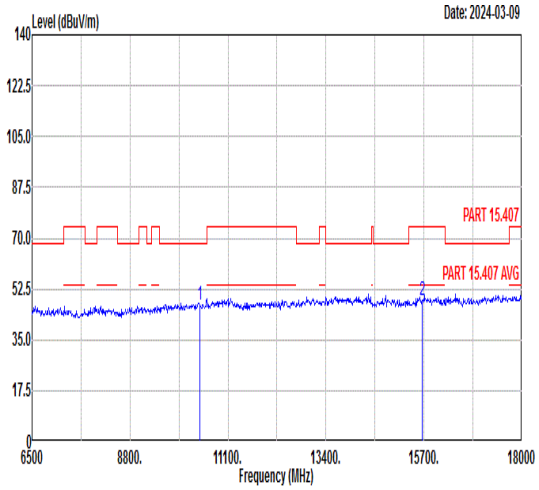 Freq Level Limit Line Margin Read Level Ant Factor Cable Loss Preamp Factor APos TPos Remark MHz dBuV/m dBuV/m dB dBuV dB/m dB dB cm deg 1 10440.00 47.00 68.30 -21.30 59.73 38.78 12.12 63.63 --- --- Peak 2 15660.00 48.68 74.00 -25.32 57.24 40.83 14.64 64.03 --- --- Peak

Mode	37	
	Harmonic	
	U-NII-1_5.15-5.25_802.11ax HE20_CH48_Full RU_5240MHz	
ANT	5+7	
Pol.	Horizontal	Vertical
Peak Avg	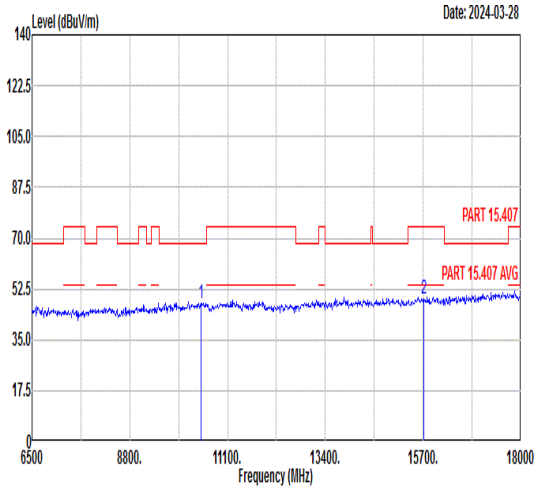 Freq Level Limit Line Margin Read Level Ant Factor Cable Loss Preamp Factor APos TPos Remark MHz dBuV/m dBuV/m dB dBuV dB/m dB dB cm deg 1 10480.00 47.68 68.30 -20.62 60.35 38.79 12.15 63.61 --- --- Peak 2 15720.00 48.99 74.00 -25.01 57.50 40.88 14.66 64.05 --- --- Peak	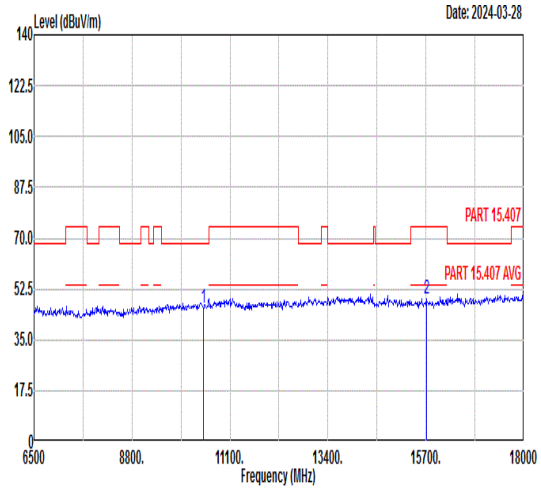 Freq Level Limit Line Margin Read Level Ant Factor Cable Loss Preamp Factor APos TPos Remark MHz dBuV/m dBuV/m dB dBuV dB/m dB dB cm deg 1 10480.00 46.13 68.30 -22.17 58.80 38.79 12.15 63.61 --- --- Peak 2 15720.00 49.24 74.00 -24.76 57.75 40.88 14.66 64.05 --- --- Peak

Mode	38	
	Harmonic	
	U-NII-2A_5.25-5.35_802.11ax HE20_CH52_Full RU_5280MHz	
ANT	5+7	
Pol.	Horizontal	Vertical
Peak Avg	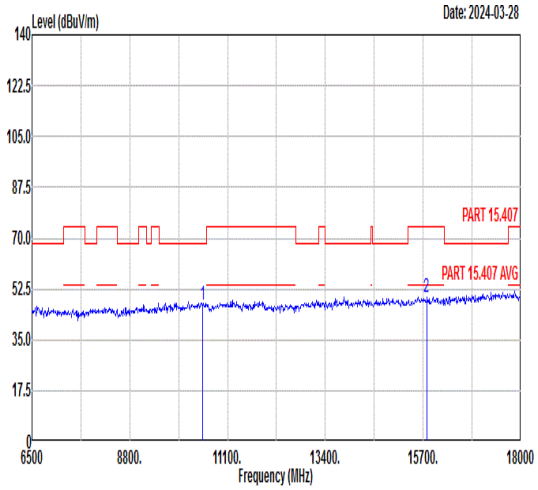 Freq Level Limit Line Margin Read Level Ant Factor Cable Loss Preamp Factor APos TPos Remark MHz dBuV/m dBuV/m dB dBuV dB/m dB dB cm deg 1 10520.00 46.89 68.30 -21.41 59.50 38.81 12.18 63.60 --- --- Peak 2 15780.00 49.46 74.00 -24.54 57.92 40.92 14.69 64.07 --- --- Peak	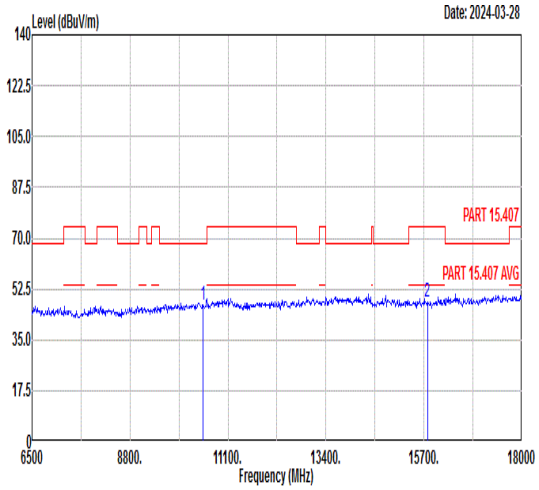 Freq Level Limit Line Margin Read Level Ant Factor Cable Loss Preamp Factor APos TPos Remark MHz dBuV/m dBuV/m dB dBuV dB/m dB dB cm deg 1 10520.00 47.07 68.30 -21.23 59.68 38.81 12.18 63.60 --- --- Peak 2 15780.00 48.07 74.00 -25.93 56.53 40.92 14.69 64.07 --- --- Peak

Mode	39	
	Harmonic	
	U-NII-2A_5.25-5.35_802.11ax HE20_CH60_Full RU_5300MHz	
ANT	5+7	
Pol.	Horizontal	Vertical
Peak Avg	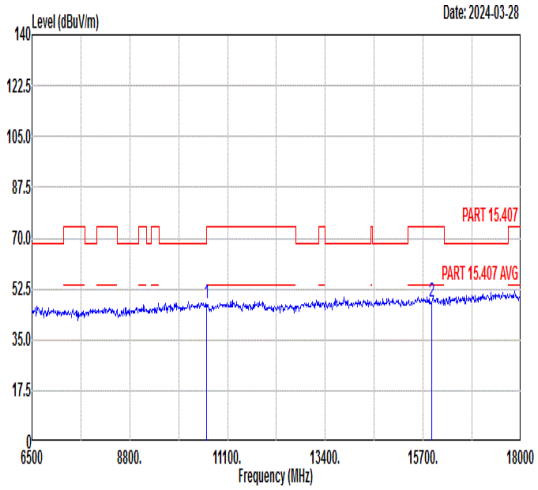 Freq Level Limit Line Margin Read Level Ant Factor Cable Loss Preamp Factor APos TPos Remark MHz dBuV/m dBuV/m dB dBuV dB/m dB dB cm deg 1 10600.00 47.33 74.00 -26.67 59.83 38.84 12.23 63.57 --- --- Peak 2 15900.00 48.31 74.00 -25.69 56.65 41.02 14.75 64.11 --- --- Peak	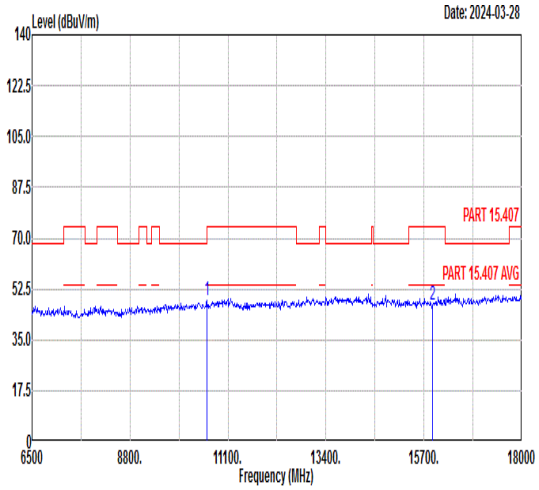 Freq Level Limit Line Margin Read Level Ant Factor Cable Loss Preamp Factor APos TPos Remark MHz dBuV/m dBuV/m dB dBuV dB/m dB dB cm deg 1 10600.00 48.39 74.00 -25.61 60.89 38.84 12.23 63.57 --- --- Peak 2 15900.00 47.11 74.00 -26.89 55.45 41.02 14.75 64.11 --- --- Peak

Mode	40	
	Band Edge	
	U-NII-2A_5.25-5.35_802.11ax HE20_CH64_Full RU_5320MHz	
ANT	5+7	
Pol.	Horizontal	Fundamental
Peak	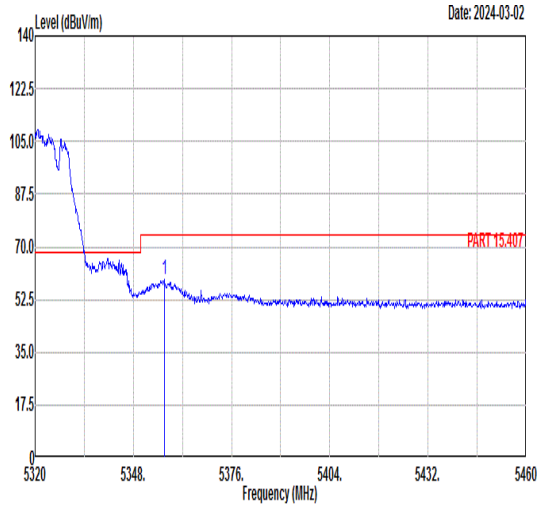 Freq Level Limit Line Margin Read Level Ant Factor Cable Loss Preamp Factor APos TPos Remark MHz dBuV/m dBuV/m dB dBuV dB/m dB dB cm deg 1 5356.82 58.92 74.00 -15.08 45.73 35.99 9.40 32.20 100 62 PEAK	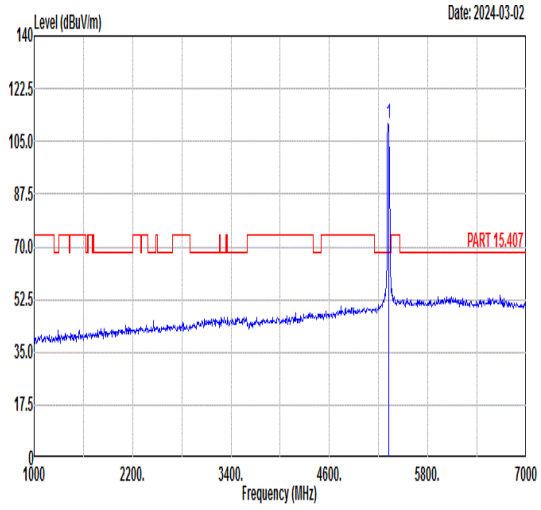 Freq Level Limit Line Margin Read Level Ant Factor Cable Loss Preamp Factor APos TPos Remark MHz dBuV/m dBuV/m dB dBuV dB/m dB dB cm deg 1 5320.00 110.86 ------ ------ 97.93 36.01 9.18 32.26 100 62 PEAK
Avg	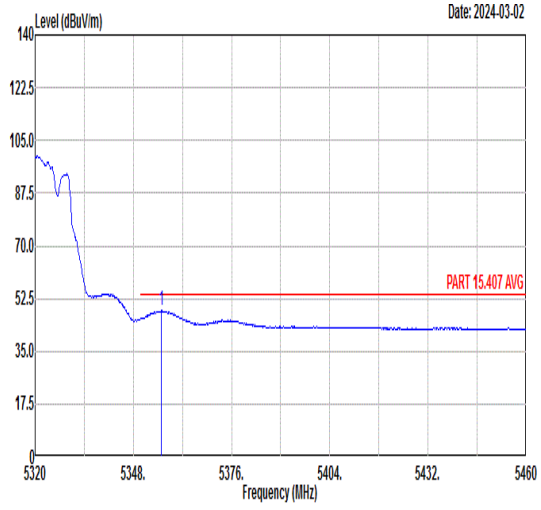 Freq Level Limit Line Margin Read Level Ant Factor Cable Loss Preamp Factor APos TPos Remark MHz dBuV/m dBuV/m dB dBuV dB/m dB dB cm deg 1 5355.98 48.40 54.00 -5.60 35.21 35.99 9.40 32.20 100 62 AVERAGE	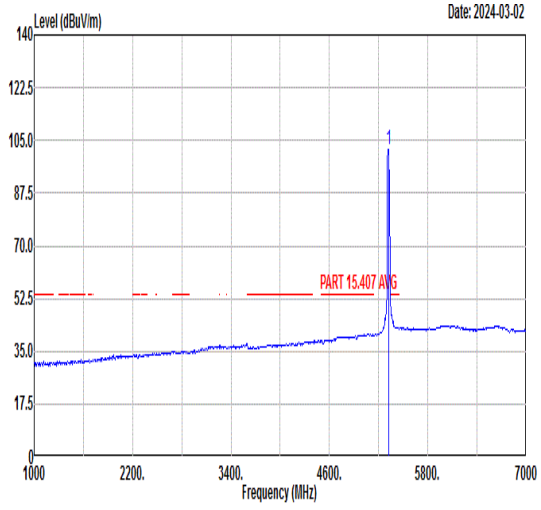 Freq Level Limit Line Margin Read Level Ant Factor Cable Loss Preamp Factor APos TPos Remark MHz dBuV/m dBuV/m dB dBuV dB/m dB dB cm deg 1 5320.00 101.94 ------ ------ 89.01 36.01 9.18 32.26 100 62 AVERAGE

Mode	40	
	Band Edge	
	U-NII-2A_5.25-5.35_802.11ax HE20_CH64_Full RU_5320MHz	
ANT	5+7	
Pol.	Vertical	Fundamental
Peak	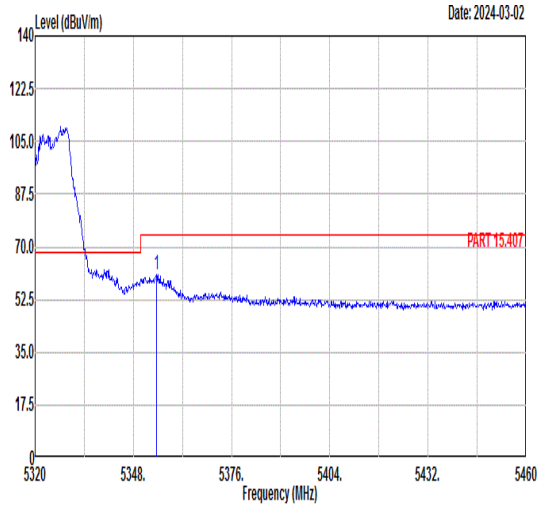 Freq Level Limit Line Margin Read Level Ant Factor Cable Loss Preamp Factor APos TPos Remark MHz dBuV/m dBuV/m dB dBuV dB/m dB dB cm deg 1 5354.58 60.65 74.00 -13.35 47.47 35.99 9.39 32.20 357 253 PEAK	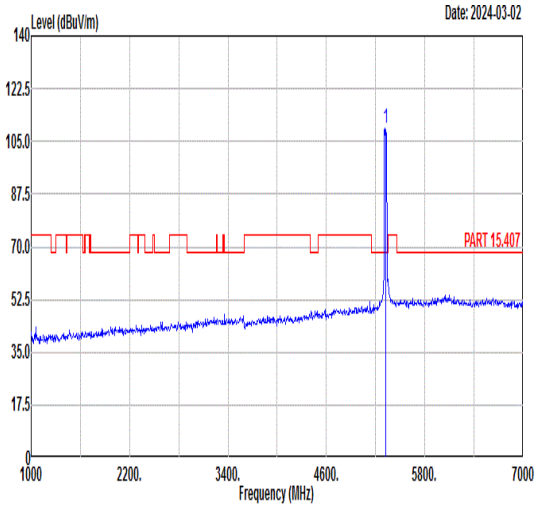 Freq Level Limit Line Margin Read Level Ant Factor Cable Loss Preamp Factor APos TPos Remark MHz dBuV/m dBuV/m dB dBuV dB/m dB dB cm deg 1 5320.00 109.23 ------ ------ 96.30 36.01 9.18 32.26 357 253 PEAK
Avg	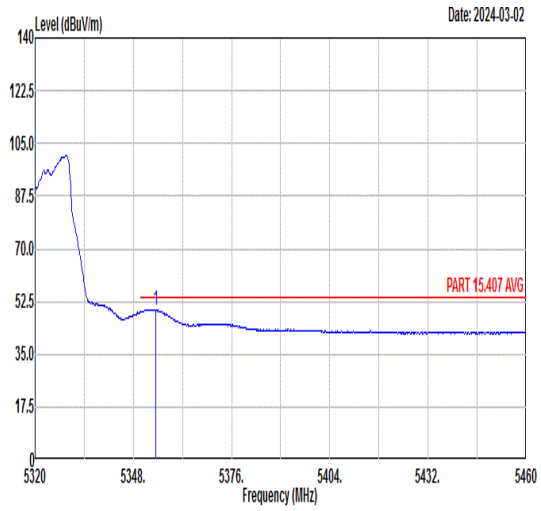 Freq Level Limit Line Margin Read Level Ant Factor Cable Loss Preamp Factor APos TPos Remark MHz dBuV/m dBuV/m dB dBuV dB/m dB dB cm deg 1 5354.44 49.81 54.00 -4.19 36.63 35.99 9.39 32.20 357 253 AVERAGE	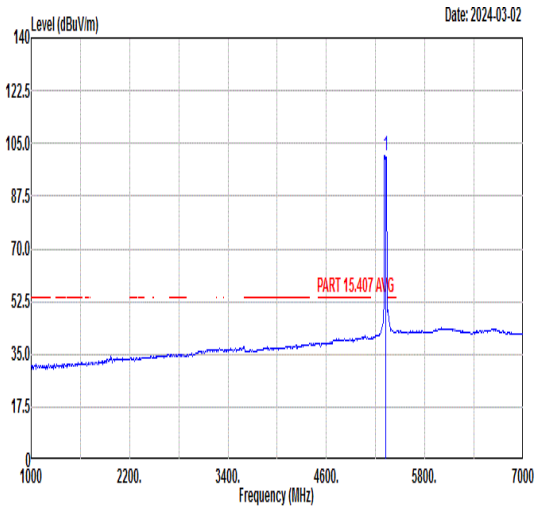 Freq Level Limit Line Margin Read Level Ant Factor Cable Loss Preamp Factor APos TPos Remark MHz dBuV/m dBuV/m dB dBuV dB/m dB dB cm deg 1 5320.00 101.16 ------ ------ 88.23 36.01 9.18 32.26 357 253 AVERAGE

Mode	40	
	Harmonic	
	U-NII-2A_5.25-5.35_802.11ax HE20_CH64_Full RU_5320MHz	
ANT	5+7	
Pol.	Horizontal	Vertical
Peak Avg	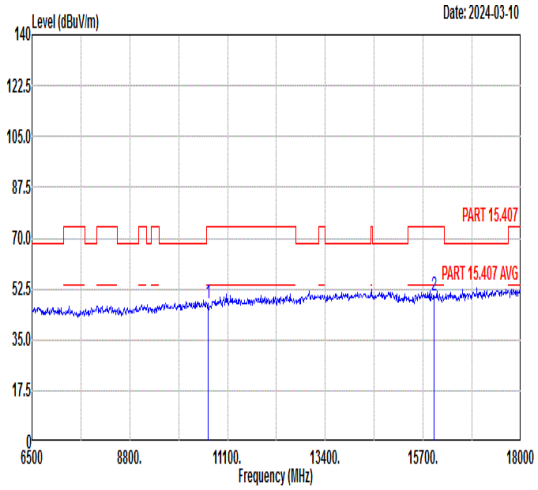 Freq Level Limit Line Margin Read Level Ant Factor Cable Loss Preamp Factor APos TPos Remark MHz dBuV/m dBuV/m dB dBuV dB/m dB dB cm deg 1 10640.00 47.68 74.00 -26.32 60.11 38.86 12.26 63.55 --- --- Peak 2 15960.00 49.95 74.00 -24.05 58.24 41.07 14.77 64.13 --- --- Peak	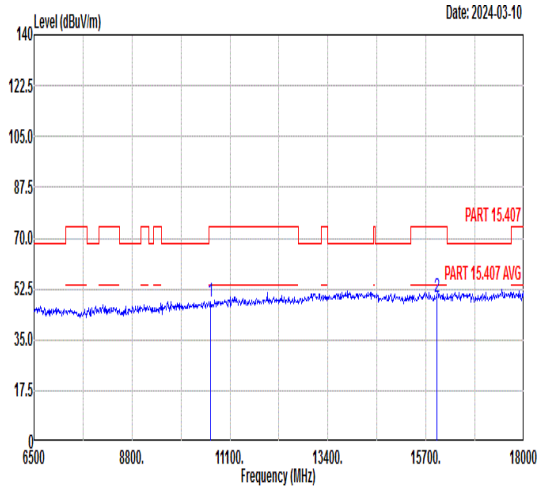 Freq Level Limit Line Margin Read Level Ant Factor Cable Loss Preamp Factor APos TPos Remark MHz dBuV/m dBuV/m dB dBuV dB/m dB dB cm deg 1 10640.00 48.15 74.00 -25.85 60.58 38.86 12.26 63.55 --- --- Peak 2 15960.00 49.90 74.00 -24.10 58.19 41.07 14.77 64.13 --- --- Peak

Mode	41	
	Band Edge	
	U-NII-2C_5.47-5.725_802.11ax HE20_CH100_Full RU_5500MHz	
ANT	5+7	
Pol.	Horizontal	Fundamental
Peak	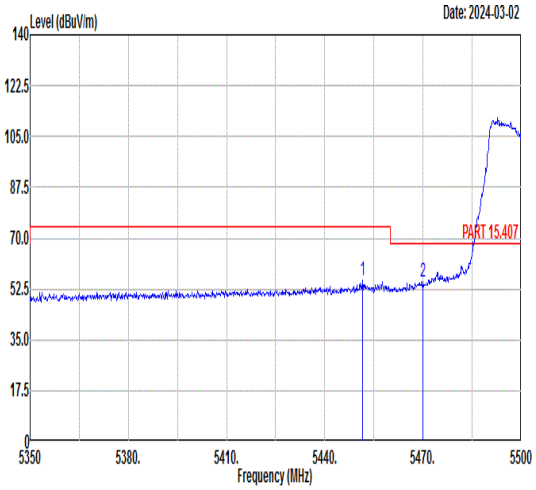 Freq Level Limit Line Margin Read Level Ant Factor Cable Loss Preamp Factor APos TPos Remark MHz dBuV/m dBuV/m dB dBuV dB/m dB dB cm deg 1 5451.55 55.48 74.00 -18.52 41.94 35.93 9.68 32.07 100 296 PEAK 2 5470.00 54.93 68.30 -13.37 41.36 35.92 9.69 32.04 100 296 PEAK	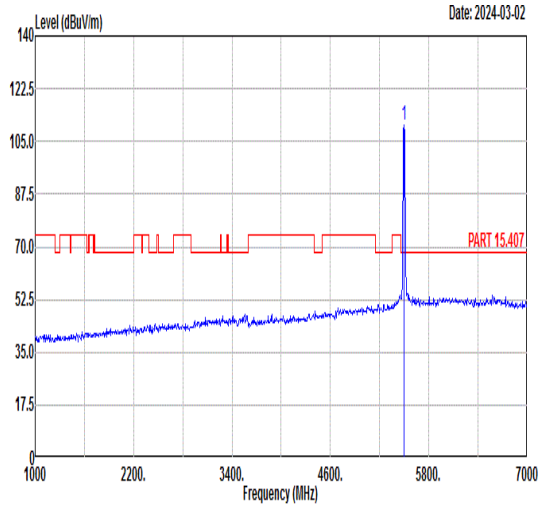 Freq Level Limit Line Margin Read Level Ant Factor Cable Loss Preamp Factor APos TPos Remark MHz dBuV/m dBuV/m dB dBuV dB/m dB dB cm deg 1 5500.00 110.18 ------ ------ 96.59 35.90 9.70 32.01 100 296 PEAK
Avg	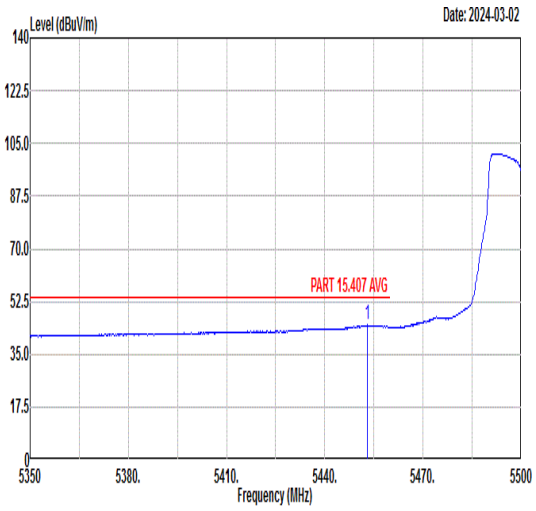 Freq Level Limit Line Margin Read Level Ant Factor Cable Loss Preamp Factor APos TPos Remark MHz dBuV/m dBuV/m dB dBuV dB/m dB dB cm deg 1 5453.05 44.80 54.00 -9.20 31.26 35.93 9.68 32.07 100 296 AVERAGE	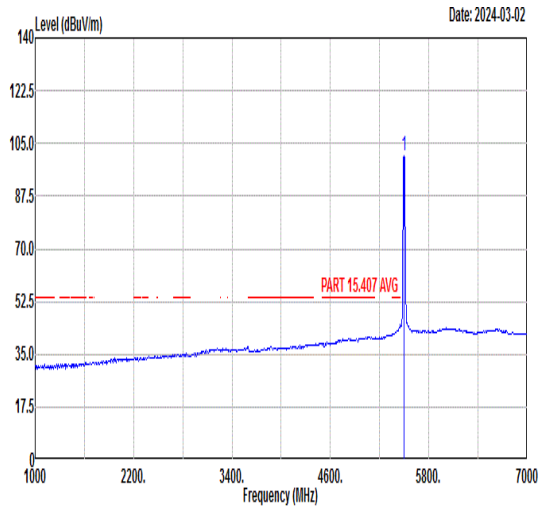 Freq Level Limit Line Margin Read Level Ant Factor Cable Loss Preamp Factor APos TPos Remark MHz dBuV/m dBuV/m dB dBuV dB/m dB dB cm deg 1 5500.00 101.11 ------ ------ 87.52 35.90 9.70 32.01 100 296 AVERAGE

Mode	41	
	Band Edge	
	U-NII-2C_5.47-5.725_802.11ax HE20_CH100_Full RU_5500MHz	
ANT	5+7	
Pol.	Vertical	Fundamental
Peak	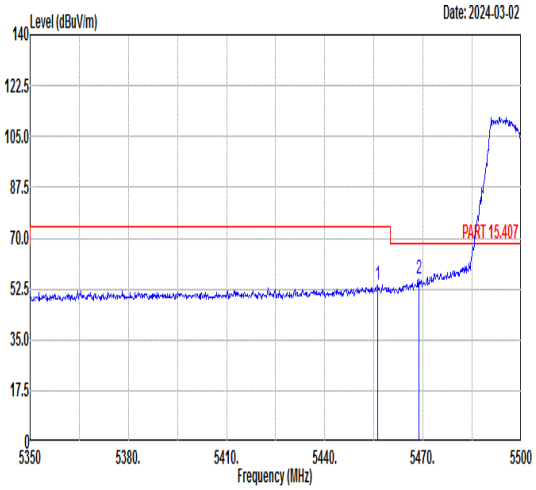 Freq Level Limit Line Margin Read Level Ant Factor Cable Loss Preamp Factor APos TPos Remark MHz dBuV/m dBuV/m dB dBuV dB/m dB dB cm deg 1 5456.05 53.94 74.00 -20.06 40.38 35.93 9.69 32.06 400 254 PEAK 2 5468.65 56.12 68.30 -12.18 42.55 35.92 9.69 32.04 400 254 PEAK	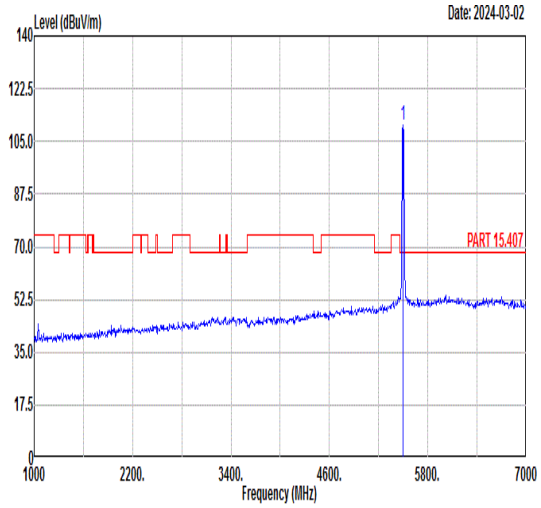 Freq Level Limit Line Margin Read Level Ant Factor Cable Loss Preamp Factor APos TPos Remark MHz dBuV/m dBuV/m dB dBuV dB/m dB dB cm deg 1 5500.00 110.37 ------ ------ 96.78 35.90 9.70 32.01 400 254 PEAK
Avg	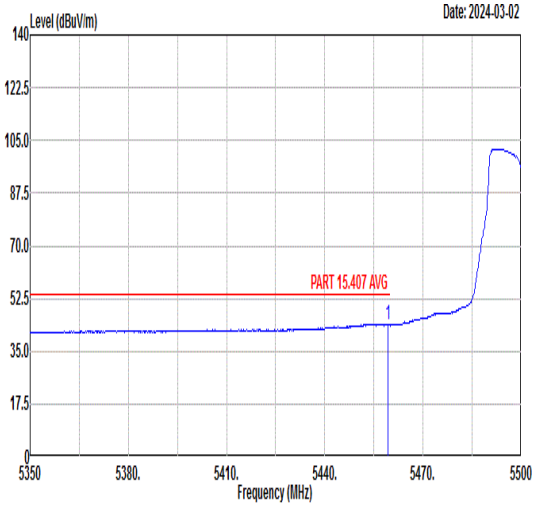 Freq Level Limit Line Margin Read Level Ant Factor Cable Loss Preamp Factor APos TPos Remark MHz dBuV/m dBuV/m dB dBuV dB/m dB dB cm deg 1 5459.35 44.02 54.00 -9.98 30.47 35.92 9.69 32.06 400 254 AVERAGE	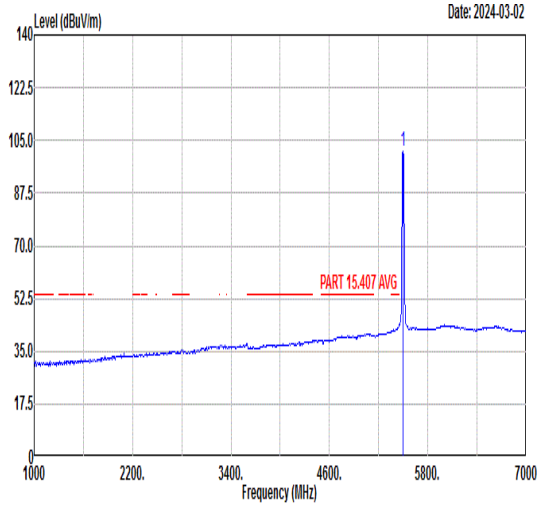 Freq Level Limit Line Margin Read Level Ant Factor Cable Loss Preamp Factor APos TPos Remark MHz dBuV/m dBuV/m dB dBuV dB/m dB dB cm deg 1 5500.00 101.70 ------ ------ 88.11 35.90 9.70 32.01 400 254 AVERAGE

Mode	41	
	Harmonic	
	U-NII-2C_5.47-5.725_802.11ax HE20_CH100_Full RU_5500MHz	
ANT	5+7	
Pol.	Horizontal	Vertical
Peak Avg	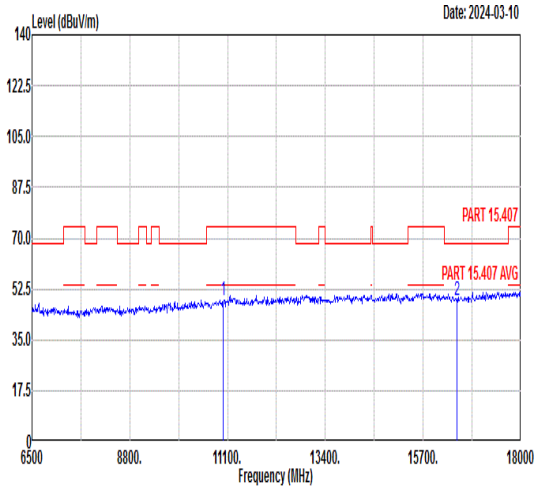 Freq Level Limit Line Margin Read Level Ant Factor Cable Loss Preamp Factor APos TPos Remark MHz dBuV/m dBuV/m dB dBuV dB/m dB dB cm deg 1 11000.00 48.53 74.00 -25.47 60.43 39.00 12.52 63.42 --- --- Peak 2 16500.00 48.40 68.30 -19.90 56.54 41.35 15.17 64.66 --- --- Peak	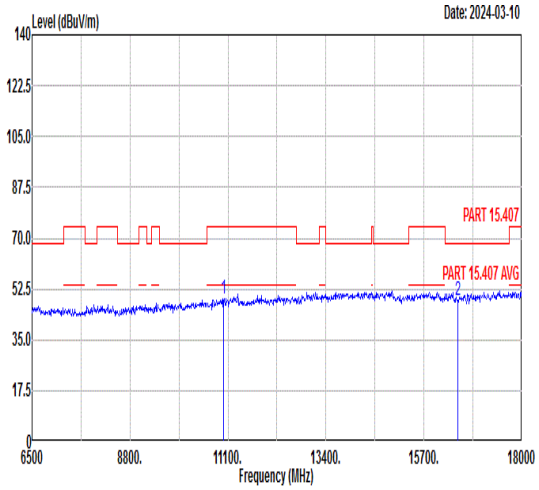 Freq Level Limit Line Margin Read Level Ant Factor Cable Loss Preamp Factor APos TPos Remark MHz dBuV/m dBuV/m dB dBuV dB/m dB dB cm deg 1 11000.00 49.29 74.00 -24.71 61.19 39.00 12.52 63.42 --- --- Peak 2 16500.00 48.55 68.30 -19.75 56.69 41.35 15.17 64.66 --- --- Peak

Mode	42	
	Harmonic	
	U-NII-2C_5.47-5.725_802.11ax HE20_CH116_Full RU_5580MHz	
ANT	5+7	
Pol.	Horizontal	Vertical
Peak Avg	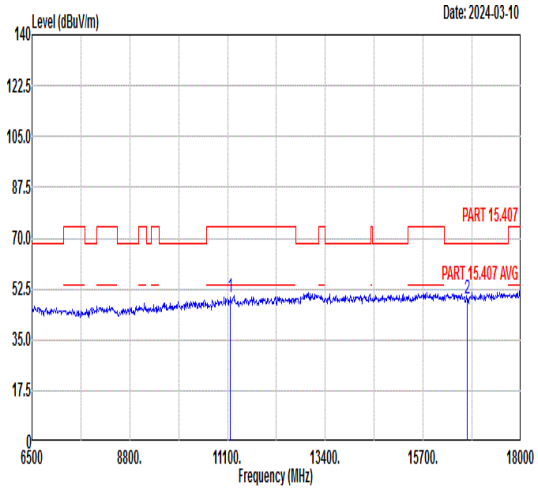 Freq Level Limit Line Margin Read Level Ant Factor Cable Loss Preamp Factor APos TPos Remark MHz dBuV/m dBuV/m dB dBuV dB/m dB dB cm deg 1 11160.00 49.88 74.00 -24.12 61.61 39.06 12.64 63.43 --- --- Peak 2 16740.00 49.22 68.30 -19.08 57.31 41.47 15.35 64.91 --- --- Peak	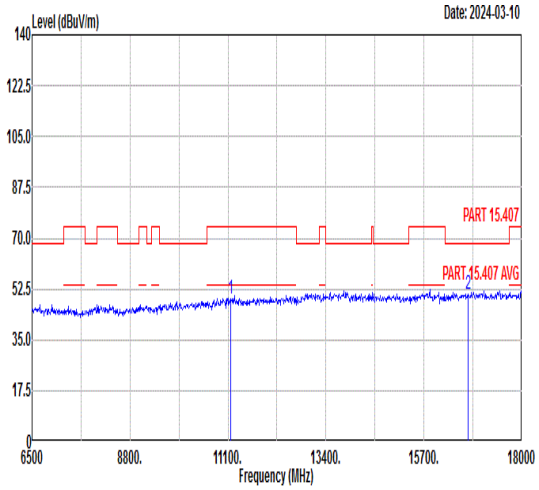 Freq Level Limit Line Margin Read Level Ant Factor Cable Loss Preamp Factor APos TPos Remark MHz dBuV/m dBuV/m dB dBuV dB/m dB dB cm deg 1 11160.00 49.32 74.00 -24.68 61.05 39.06 12.64 63.43 --- --- Peak 2 16740.00 50.73 68.30 -17.57 58.82 41.47 15.35 64.91 --- --- Peak

Mode	43	
	Band Edge	
	U-NII-2C_5.47-5.725_802.11ax HE20_CH140_Full RU_5700MHz	
ANT	5+7	
Pol.	Horizontal	Fundamental
Peak	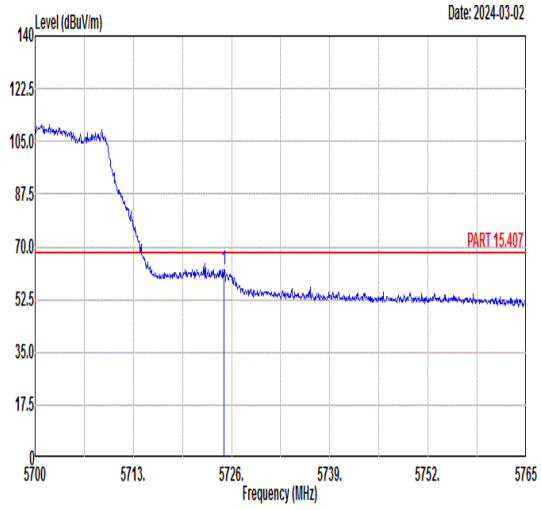 Freq Level Limit Line Margin Read Level Ant Factor Cable Loss Preamp Factor APos TPos Remark MHz dBuV/m dBuV/m dB dBuV dB/m dB dB cm deg 1 5725.03 62.33 68.30 -5.97 48.32 36.22 10.02 32.23 103 298 PEAK	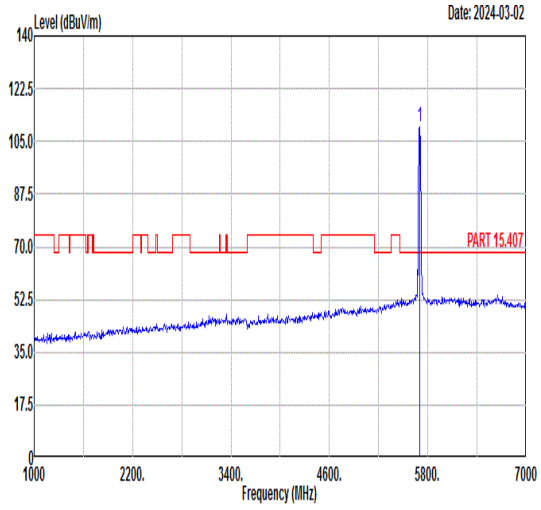 Freq Level Limit Line Margin Read Level Ant Factor Cable Loss Preamp Factor APos TPos Remark MHz dBuV/m dBuV/m dB dBuV dB/m dB dB cm deg 1 5700.00 110.15 ------ ------ 96.21 36.18 9.96 32.20 103 298 PEAK
Avg	Blank	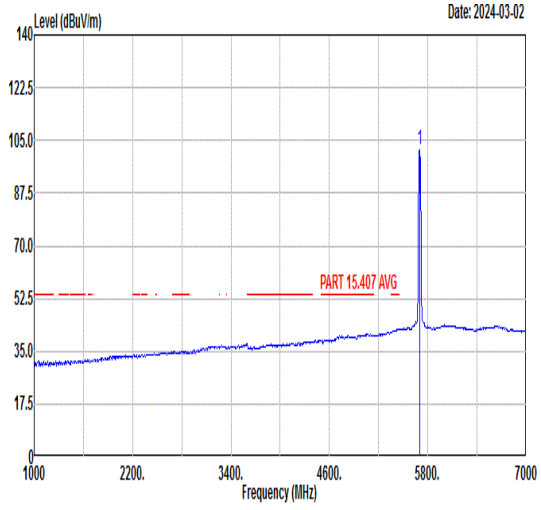 Freq Level Limit Line Margin Read Level Ant Factor Cable Loss Preamp Factor APos TPos Remark MHz dBuV/m dBuV/m dB dBuV dB/m dB dB cm deg 1 5700.00 101.89 ------ ------ 87.95 36.18 9.96 32.20 103 298 AVERAGE

Mode	43	
	Band Edge	
	U-NII-2C_5.47-5.725_802.11ax HE20_CH140_Full RU_5700MHz	
ANT	5+7	
Pol.	Vertical	Fundamental
Peak	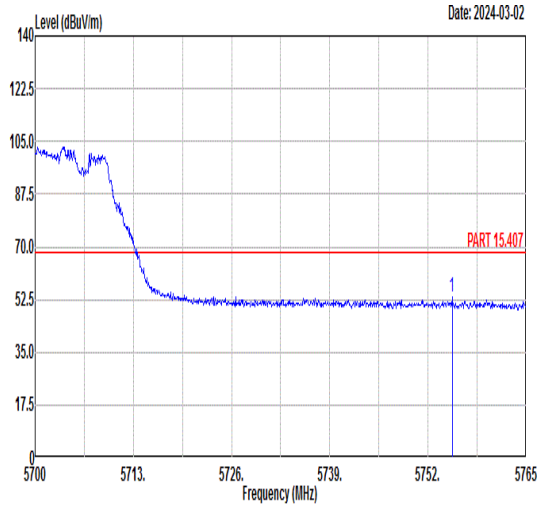 Freq Level Limit Line Margin Read Level Ant Factor Cable Loss Preamp Factor APos TPos Remark MHz dBuV/m dBuV/m dB dBuV dB/m dB dB cm deg 1 5755.19 53.44 68.30 -14.86 39.36 36.26 10.08 32.26 300 307 PEAK	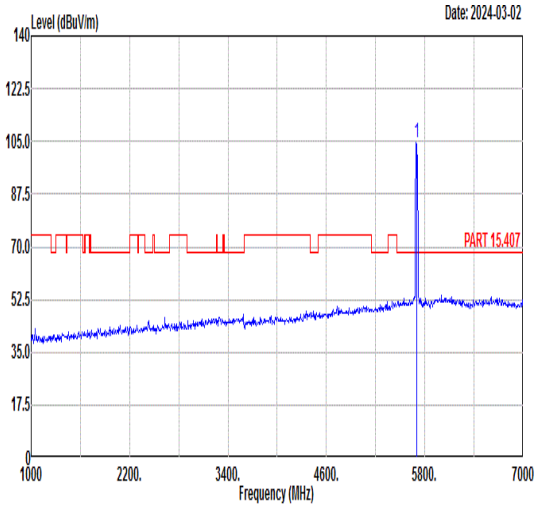 Freq Level Limit Line Margin Read Level Ant Factor Cable Loss Preamp Factor APos TPos Remark MHz dBuV/m dBuV/m dB dBuV dB/m dB dB cm deg 1 5700.00 104.76 ------ ------ 90.83 36.17 9.95 32.19 300 307 PEAK
Avg	Blank	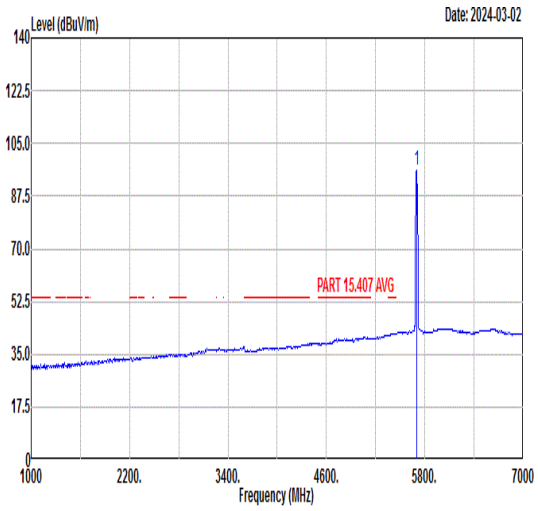 Freq Level Limit Line Margin Read Level Ant Factor Cable Loss Preamp Factor APos TPos Remark MHz dBuV/m dBuV/m dB dBuV dB/m dB dB cm deg 1 5700.00 95.93 ------ ------ 81.99 36.18 9.96 32.20 300 307 AVERAGE

Mode	43	
	Harmonic	
	U-NII-2C_5.47-5.725_802.11ax HE20_CH140_Full RU_5700MHz	
ANT	5+7	
Pol.	Horizontal	Vertical
Peak Avg	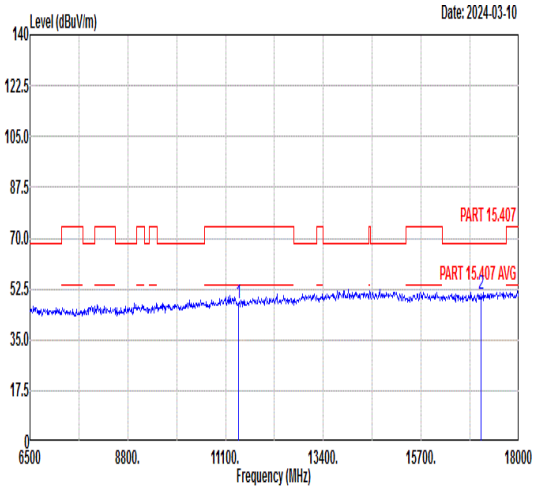 Freq Level Limit Line Margin Read Level Ant Factor Cable Loss Preamp Factor APos TPos Remark MHz dBuV/m dBuV/m dB dBuV dB/m dB dB cm deg 1 11400.00 47.51 74.00 -26.49 58.98 39.16 12.81 63.44 --- --- Peak 2 17100.00 50.50 68.30 -17.80 58.40 41.71 15.62 65.23 --- --- Peak	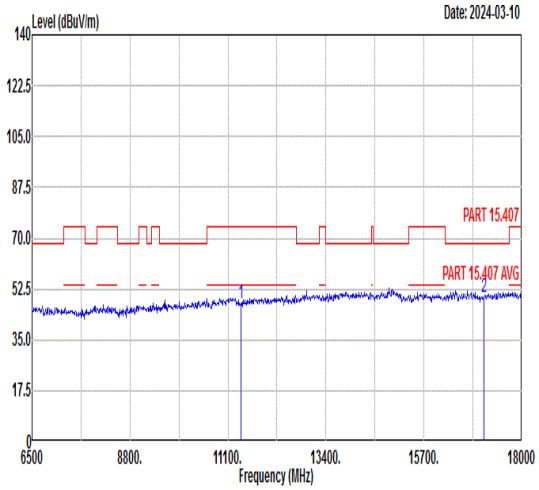 Freq Level Limit Line Margin Read Level Ant Factor Cable Loss Preamp Factor APos TPos Remark MHz dBuV/m dBuV/m dB dBuV dB/m dB dB cm deg 1 11400.00 47.74 74.00 -26.26 59.21 39.16 12.81 63.44 --- --- Peak 2 17100.00 49.90 68.30 -18.40 57.80 41.71 15.62 65.23 --- --- Peak

Mode	44	
	Band Edge - L	
	U-NII-1_5.15-5.25_802.11ax HE40_CH38_Full RU_5190MHz	
ANT	5+7	
Pol.	Horizontal	Fundamental
Peak	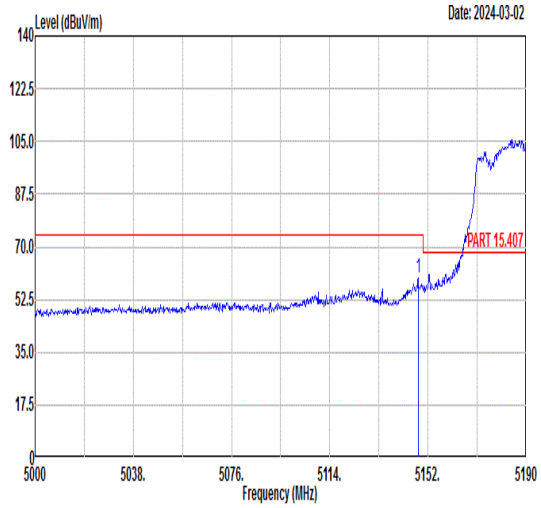 Freq Level Limit Line Margin Read Level Ant Factor Cable Loss Preamp Factor APos TPos Remark MHz dBuV/m dBuV/m dB dBuV dB/m dB dB cm deg 1 5148.20 59.66 74.00 -14.34 47.51 36.11 8.53 32.49 100 62 PEAK	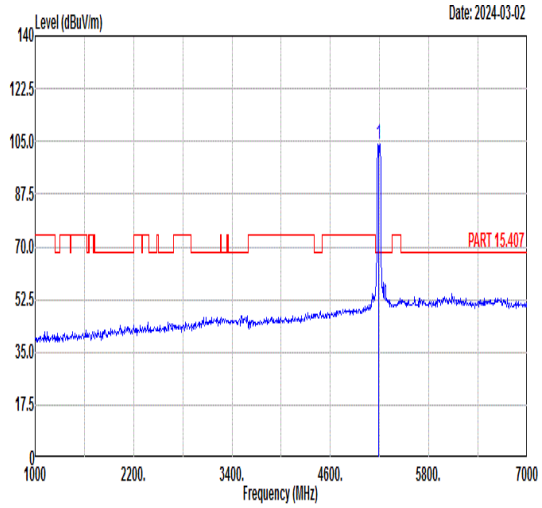 Freq Level Limit Line Margin Read Level Ant Factor Cable Loss Preamp Factor APos TPos Remark MHz dBuV/m dBuV/m dB dBuV dB/m dB dB cm deg 1 5190.00 104.28 ------ ------ 91.97 36.08 8.64 32.41 100 62 PEAK
Avg	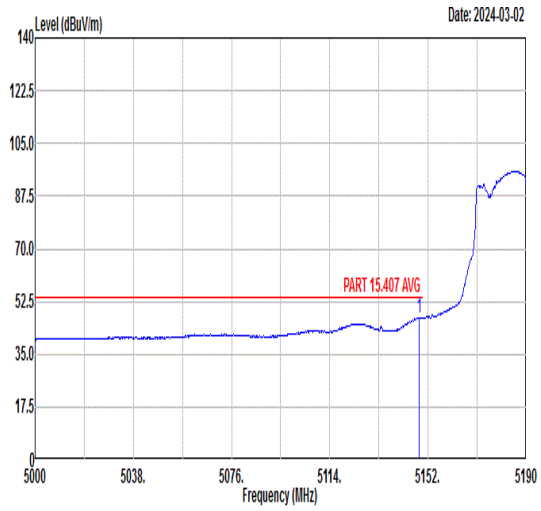 Freq Level Limit Line Margin Read Level Ant Factor Cable Loss Preamp Factor APos TPos Remark MHz dBuV/m dBuV/m dB dBuV dB/m dB dB cm deg 1 5148.58 47.28 54.00 -6.72 35.13 36.11 8.53 32.49 100 62 AVERAGE	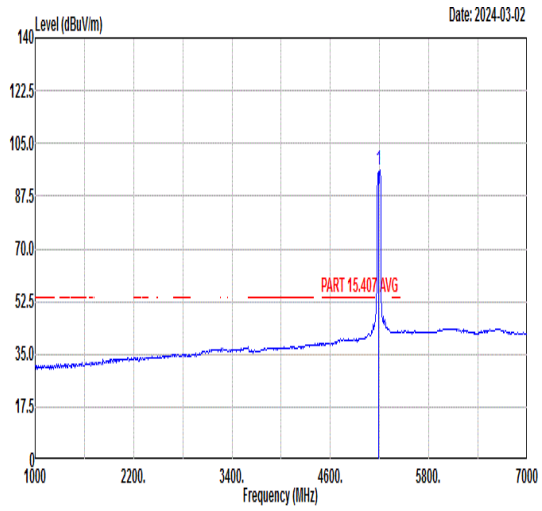 Freq Level Limit Line Margin Read Level Ant Factor Cable Loss Preamp Factor APos TPos Remark MHz dBuV/m dBuV/m dB dBuV dB/m dB dB cm deg 1 5190.00 96.07 ------ ------ 83.76 36.08 8.64 32.41 100 62 AVERAGE

Mode	44	
	Band Edge - R	
	U-NII-1_5.15-5.25_802.11ax HE40_CH38_Full RU_5190MHz	
ANT	5+7	
Pol.	Horizontal	Fundamental
Peak	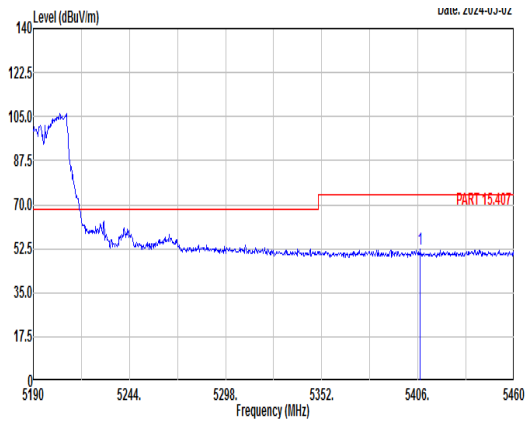 Freq Level Limit Line Margin Read Level Ant Factor Cable Loss Preamp Factor APos TPos Remark MHz dBuV/m dBuV/m dB dBuV dB/m dB dB cm deg 1 5407.35 52.35 74.00 -21.65 38.86 35.96 9.66 32.13 100 62 PEAK	Blank
Avg	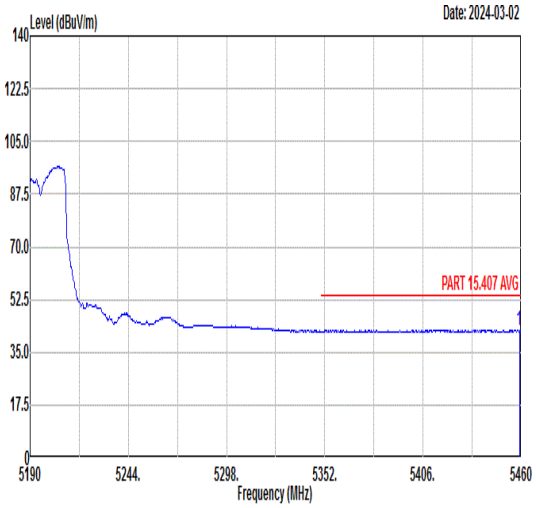 Freq Level Limit Line Margin Read Level Ant Factor Cable Loss Preamp Factor APos TPos Remark MHz dBuV/m dBuV/m dB dBuV dB/m dB dB cm deg 1 5458.92 42.31 54.00 -11.69 28.76 35.92 9.69 32.06 100 62 AVERAGE	Blank

Mode	44	
	Band Edge - L	
	U-NII-1_5.15-5.25_802.11ax HE40_CH38_Full RU_5190MHz	
ANT	5+7	
Pol.	Vertical	Fundamental
Peak	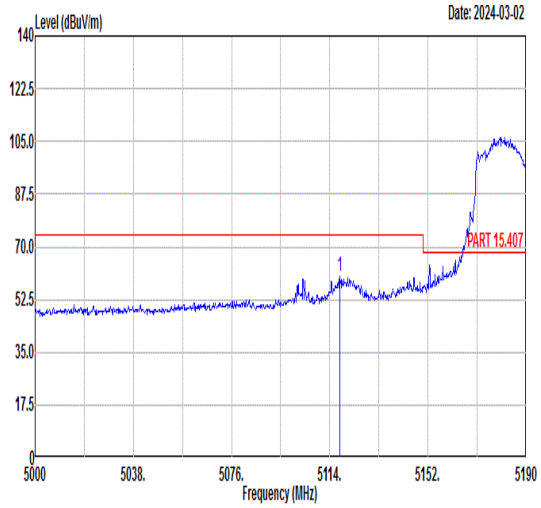 Freq Level Limit Line Margin Read Level Ant Factor Cable Loss Preamp Factor APos TPos Remark MHz dBuV/m dBuV/m dB dBuV dB/m dB dB cm deg 1 5117.80 60.34 74.00 -13.66 48.27 36.13 8.48 32.54 349 261 PEAK	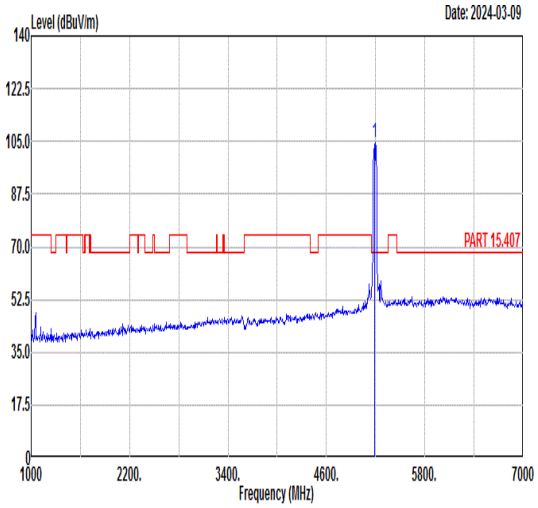 Freq Level Limit Line Margin Read Level Ant Factor Cable Loss Preamp Factor APos TPos Remark MHz dBuV/m dBuV/m dB dBuV dB/m dB dB cm deg 1 5190.00 104.67 ------ ------ 92.38 36.08 8.63 32.42 349 261 PEAK
Avg	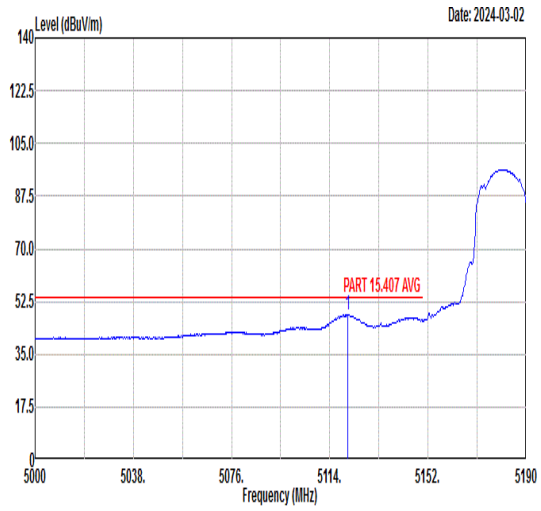 Freq Level Limit Line Margin Read Level Ant Factor Cable Loss Preamp Factor APos TPos Remark MHz dBuV/m dBuV/m dB dBuV dB/m dB dB cm deg 1 5121.03 48.01 54.00 -5.99 35.93 36.13 8.48 32.53 349 261 AVERAGE	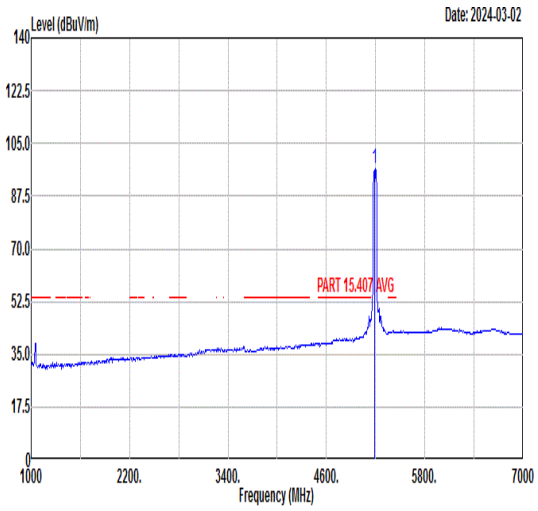 Freq Level Limit Line Margin Read Level Ant Factor Cable Loss Preamp Factor APos TPos Remark MHz dBuV/m dBuV/m dB dBuV dB/m dB dB cm deg 1 5190.00 96.47 ------ ------ 84.18 36.08 8.63 32.42 349 261 AVERAGE

Mode	44	
	Band Edge - R	
	U-NII-1_5.15-5.25_802.11ax HE40_CH38_Full RU_5190MHz	
ANT	5+7	
Pol.	Vertical	Fundamental
Peak	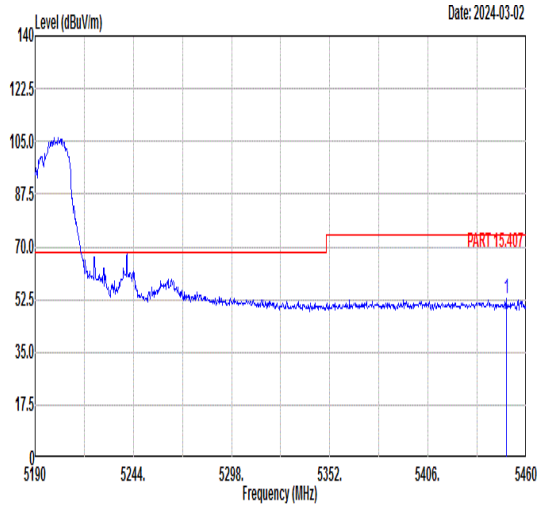 Freq Level Limit Line Margin Read Level Ant Factor Cable Loss Preamp Factor APos TPos Remark MHz dBuV/m dBuV/m dB dBuV dB/m dB dB cm deg 1 5448.93 52.82 74.00 -21.18 39.28 35.93 9.68 32.07 349 261 PEAK	Blank
Avg	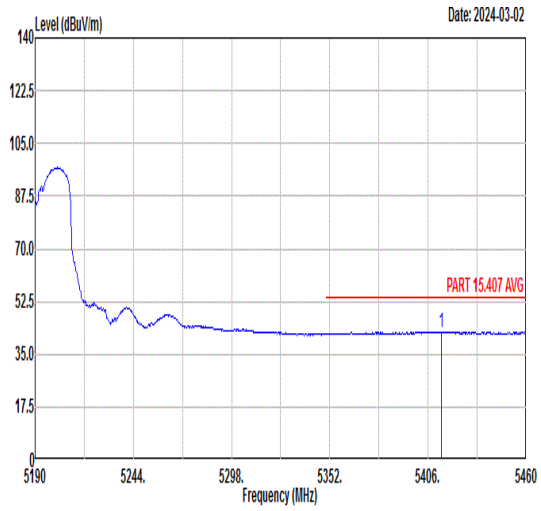 Freq Level Limit Line Margin Read Level Ant Factor Cable Loss Preamp Factor APos TPos Remark MHz dBuV/m dBuV/m dB dBuV dB/m dB dB cm deg 1 5413.29 42.48 54.00 -11.52 28.99 35.95 9.66 32.12 349 261 AVERAGE	Blank

Mode	45	
	Band Edge - L	
	U-NII-1_5.15-5.25_802.11ax HE40_CH46_Full RU_5230MHz	
ANT	5+7	
Pol.	Horizontal	Fundamental
Peak	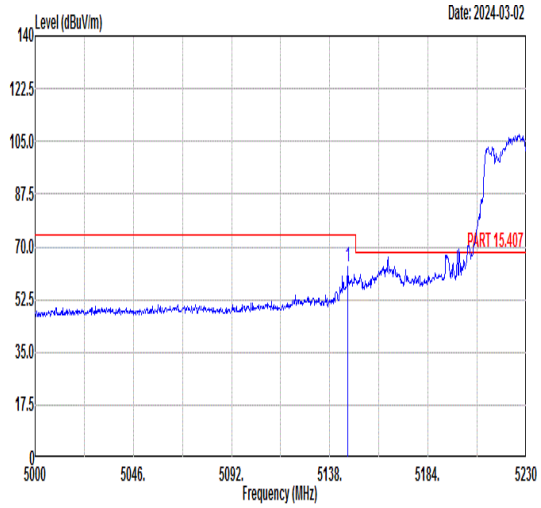 Freq Level Limit Line Margin Read Level Ant Factor Cable Loss Preamp Factor APos TPos Remark MHz dBuV/m dBuV/m dB dBuV dB/m dB dB cm deg 1 5146.51 63.30 74.00 -10.70 51.15 36.11 8.53 32.49 101 58 PEAK	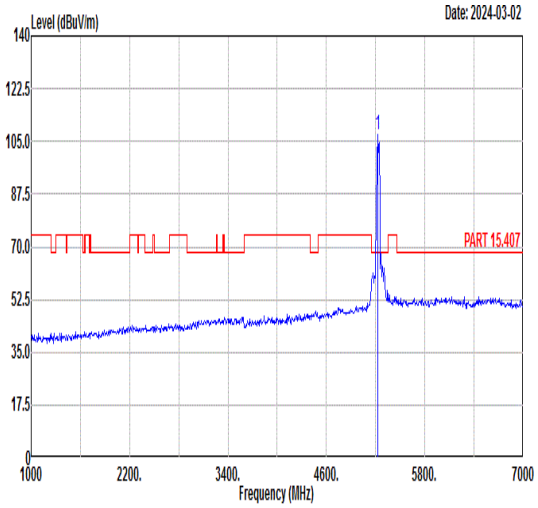 Freq Level Limit Line Margin Read Level Ant Factor Cable Loss Preamp Factor APos TPos Remark MHz dBuV/m dBuV/m dB dBuV dB/m dB dB cm deg 1 5230.00 107.22 ------ ------ 94.80 36.06 8.74 32.38 101 58 PEAK
Avg	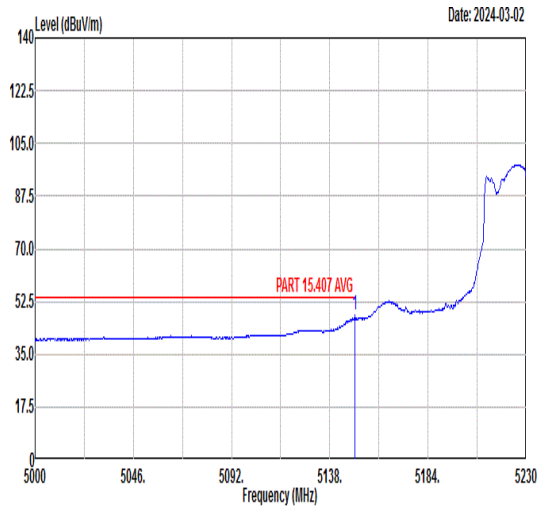 Freq Level Limit Line Margin Read Level Ant Factor Cable Loss Preamp Factor APos TPos Remark MHz dBuV/m dBuV/m dB dBuV dB/m dB dB cm deg 1 5149.73 47.98 54.00 -6.02 35.82 36.11 8.54 32.49 101 58 AVERAGE	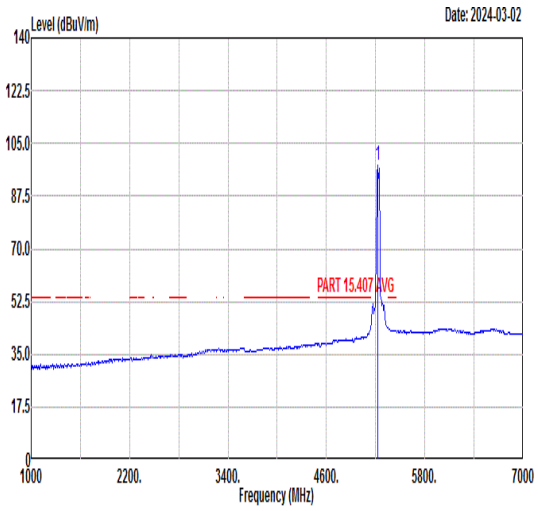 Freq Level Limit Line Margin Read Level Ant Factor Cable Loss Preamp Factor APos TPos Remark MHz dBuV/m dBuV/m dB dBuV dB/m dB dB cm deg 1 5230.00 97.49 ------ ------ 85.10 36.07 8.71 32.39 101 58 AVERAGE

Mode	45	
	Band Edge - R	
	U-NII-1_5.15-5.25_802.11ax HE40_CH46_Full RU_5230MHz	
ANT	5+7	
Pol.	Horizontal	Fundamental
Peak	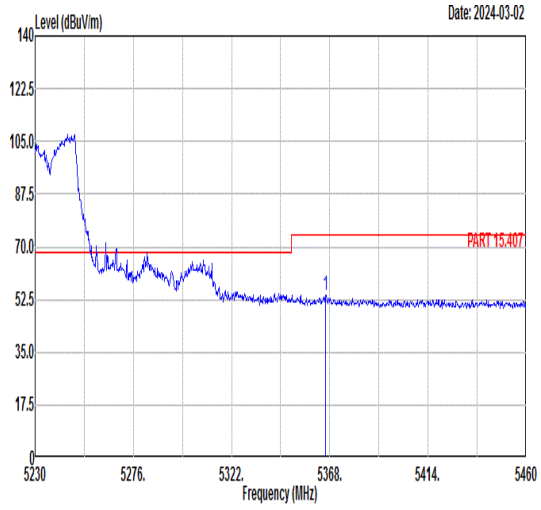 Freq Level Limit Line Margin Read Level Ant Factor Cable Loss Preamp Factor APos TPos Remark MHz dBuV/m dBuV/m dB dBuV dB/m dB dB cm deg 1 5366.16 53.94 74.00 -20.06 40.70 35.98 9.45 32.19 101 58 PEAK	Blank
Avg	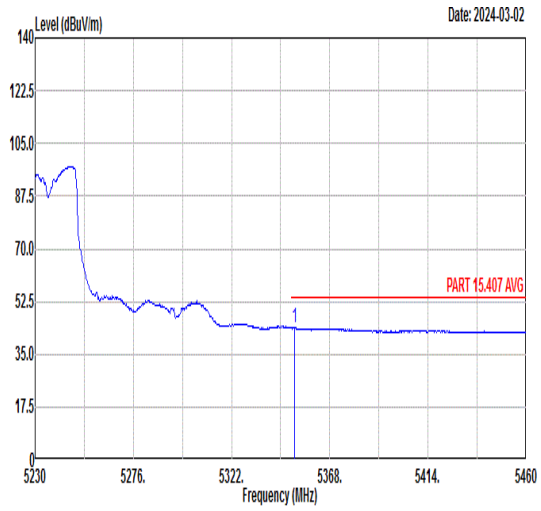 Freq Level Limit Line Margin Read Level Ant Factor Cable Loss Preamp Factor APos TPos Remark MHz dBuV/m dBuV/m dB dBuV dB/m dB dB cm deg 1 5351.44 43.86 54.00 -10.14 30.71 35.99 9.37 32.21 101 58 AVERAGE	Blank

Mode	45	
	Band Edge - L	
	U-NII-1_5.15-5.25_802.11ax HE40_CH46_Full RU_5230MHz	
ANT	5+7	
Pol.	Vertical	Fundamental
Peak	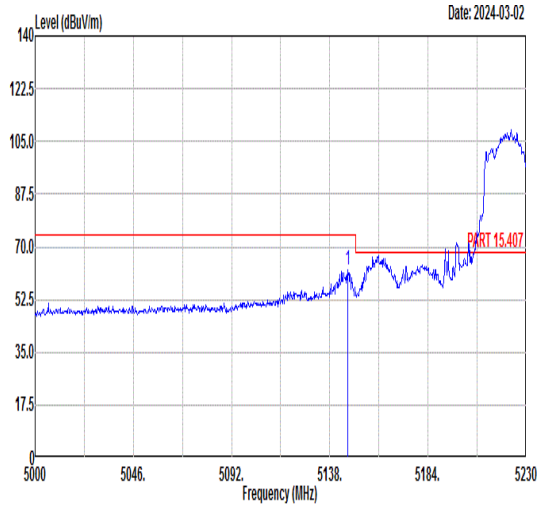 Freq Level Limit Line Margin Read Level Ant Factor Cable Loss Preamp Factor APos TPos Remark MHz dBuV/m dBuV/m dB dBuV dB/m dB dB cm deg 1 5146.28 62.19 74.00 -11.81 50.05 36.11 8.53 32.50 345 262 PEAK	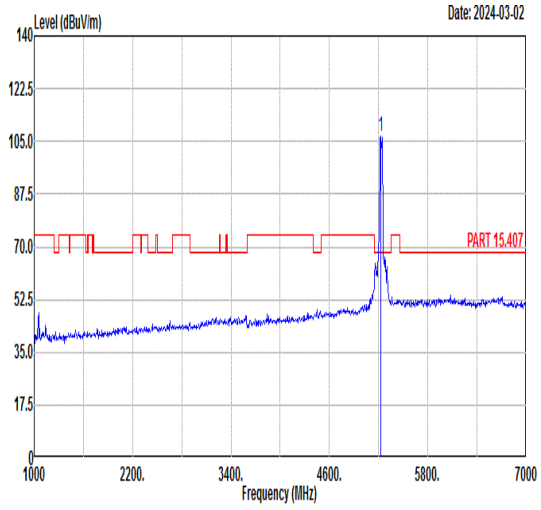 Freq Level Limit Line Margin Read Level Ant Factor Cable Loss Preamp Factor APos TPos Remark MHz dBuV/m dBuV/m dB dBuV dB/m dB dB cm deg 1 5230.00 106.85 ------ ------ 94.46 36.07 8.71 32.39 345 262 PEAK
Avg	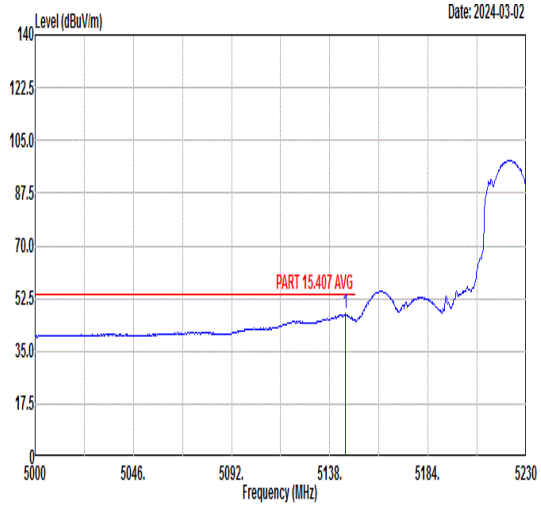 Freq Level Limit Line Margin Read Level Ant Factor Cable Loss Preamp Factor APos TPos Remark MHz dBuV/m dBuV/m dB dBuV dB/m dB dB cm deg 1 5145.13 47.29 54.00 -6.71 35.15 36.11 8.53 32.50 345 262 AVERAGE	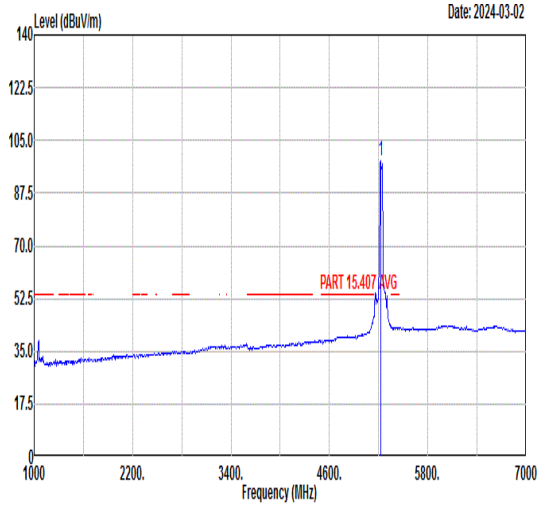 Freq Level Limit Line Margin Read Level Ant Factor Cable Loss Preamp Factor APos TPos Remark MHz dBuV/m dBuV/m dB dBuV dB/m dB dB cm deg 1 5230.00 98.00 ------ ------ 85.61 36.07 8.71 32.39 345 262 AVERAGE

Mode	45	
	Band Edge - R	
	U-NII-1_5.15-5.25_802.11ax HE40_CH46_Full RU_5230MHz	
ANT	5+7	
Pol.	Vertical	Fundamental
Peak	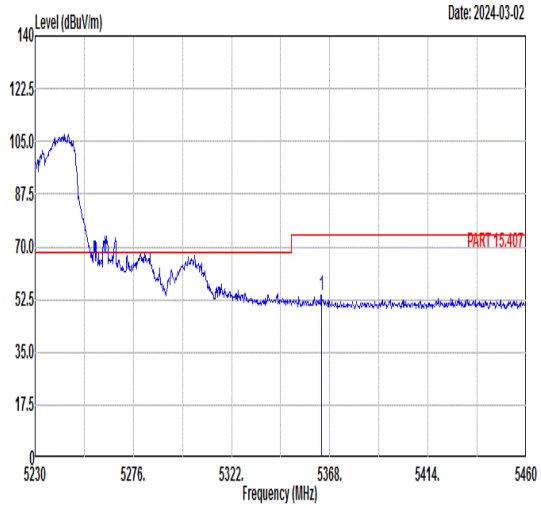 Freq Level Limit Line Margin Read Level Ant Factor Cable Loss Preamp Factor APos TPos Remark MHz dBuV/m dBuV/m dB dBuV dB/m dB dB cm deg 1 5364.09 54.15 74.00 -19.85 40.92 35.98 9.44 32.19 345 262 PEAK	Blank
Avg	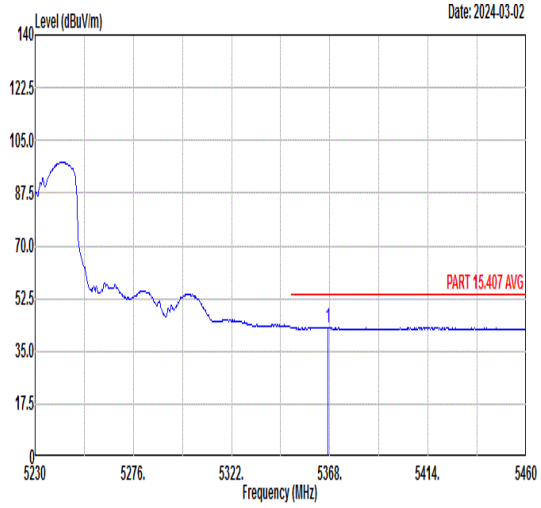 Freq Level Limit Line Margin Read Level Ant Factor Cable Loss Preamp Factor APos TPos Remark MHz dBuV/m dBuV/m dB dBuV dB/m dB dB cm deg 1 5367.08 43.00 54.00 -11.00 29.76 35.98 9.45 32.19 345 262 AVERAGE	Blank

Mode	46	
	Band Edge - L	
	U-NII-2A_5.25-5.35_802.11ax HE40_CH54_Full RU_5270MHz	
ANT	5+7	
Pol.	Horizontal	Fundamental
Peak	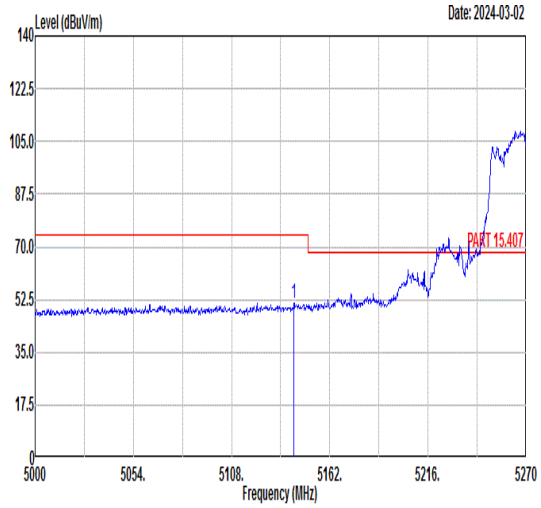 Freq Level Limit Line Margin Read Level Ant Factor Cable Loss Preamp Factor APos TPos Remark MHz dBuV/m dBuV/m dB dBuV dB/m dB dB cm deg 1 5142.29 51.41 74.00 -22.59 39.28 36.11 8.52 32.50 106 64 PEAK	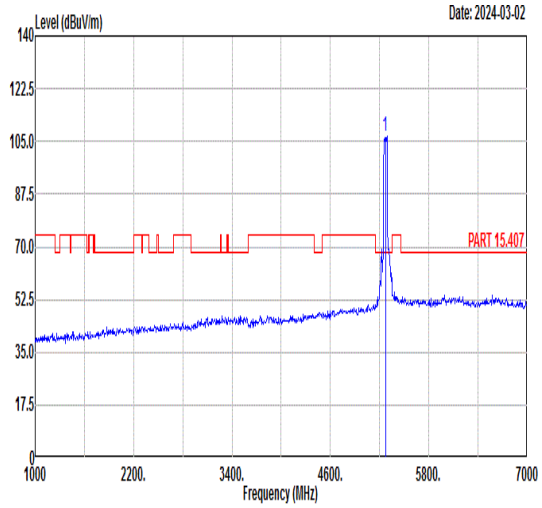 Freq Level Limit Line Margin Read Level Ant Factor Cable Loss Preamp Factor APos TPos Remark MHz dBuV/m dBuV/m dB dBuV dB/m dB dB cm deg 1 5270.00 106.63 ------ ------ 93.84 36.03 9.05 32.29 106 64 PEAK
Avg	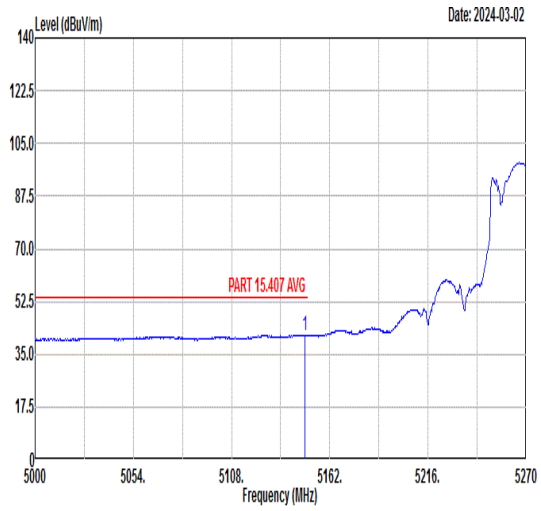 Freq Level Limit Line Margin Read Level Ant Factor Cable Loss Preamp Factor APos TPos Remark MHz dBuV/m dBuV/m dB dBuV dB/m dB dB cm deg 1 5148.50 41.45 54.00 -12.55 29.30 36.11 8.53 32.49 106 64 AVERAGE	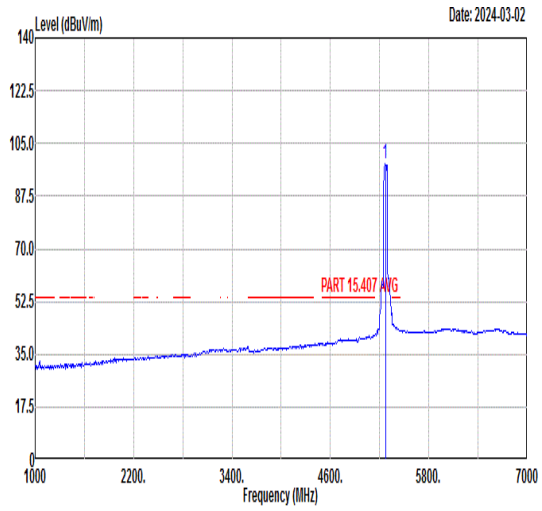 Freq Level Limit Line Margin Read Level Ant Factor Cable Loss Preamp Factor APos TPos Remark MHz dBuV/m dBuV/m dB dBuV dB/m dB dB cm deg 1 5270.00 98.42 ------ ------ 85.78 36.04 8.93 32.33 106 64 AVERAGE

Mode	46	
	Band Edge - R	
	U-NII-2A_5.25-5.35_802.11ax HE40_CH54_Full RU_5270MHz	
ANT	5+7	
Pol.	Horizontal	Fundamental
Peak	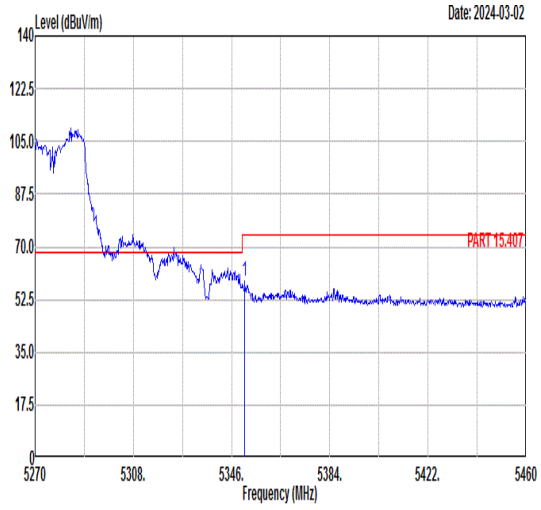 Freq Level Limit Line Margin Read Level Ant Factor Cable Loss Preamp Factor APos TPos Remark MHz dBuV/m dBuV/m dB dBuV dB/m dB dB cm deg 1 5351.13 58.70 74.00 -15.30 45.55 35.99 9.37 32.21 106 64 PEAK	Blank
Avg	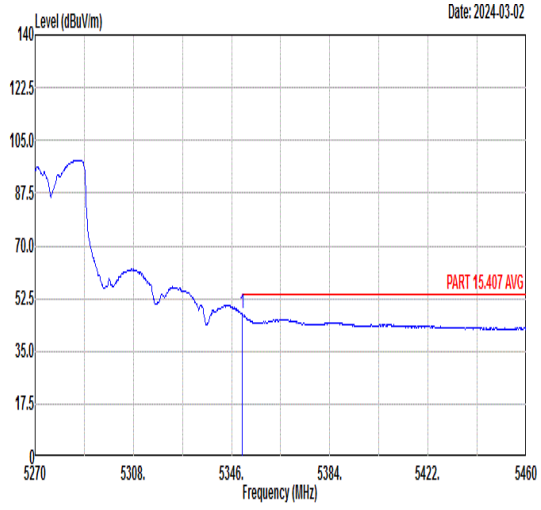 Freq Level Limit Line Margin Read Level Ant Factor Cable Loss Preamp Factor APos TPos Remark MHz dBuV/m dBuV/m dB dBuV dB/m dB dB cm deg 1 5350.18 47.31 54.00 -6.69 34.16 35.99 9.37 32.21 106 64 AVERAGE	Blank

Mode	46	
	Band Edge - L	
	U-NII-2A_5.25-5.35_802.11ax HE40_CH54_Full RU_5270MHz	
ANT	5+7	
Pol.	Vertical	Fundamental
Peak	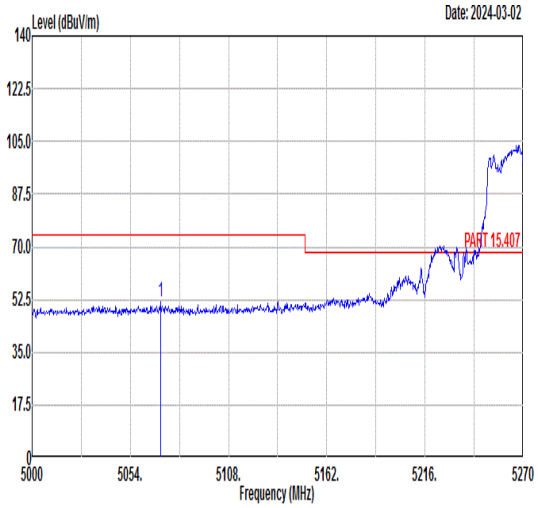 Limit Read Ant Cable Preamp APos TPos Freq Level Line Margin Level Factor Loss Factor Remark MHz dBuV/m dBuV/m dB dBuV dB/m dB dB cm deg 1 5070.47 51.71 74.00 -22.29 39.76 36.16 8.39 32.60 339 271 PEAK	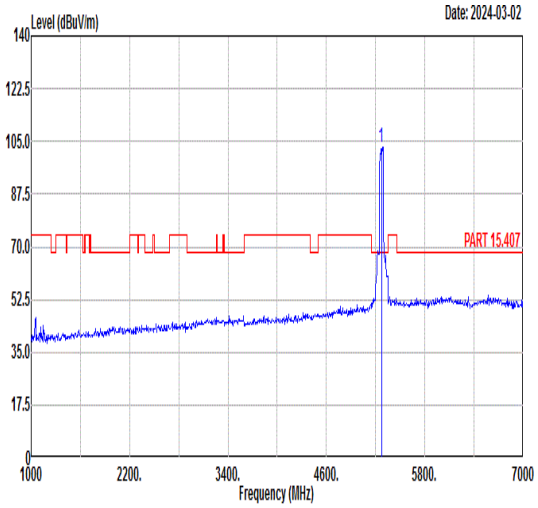 Limit Read Ant Cable Preamp APos TPos Freq Level Line Margin Level Factor Loss Factor Remark MHz dBuV/m dBuV/m dB dBuV dB/m dB dB cm deg 1 5270.00 102.95 ------ ------ 90.16 36.03 9.05 32.29 339 271 PEAK
Avg	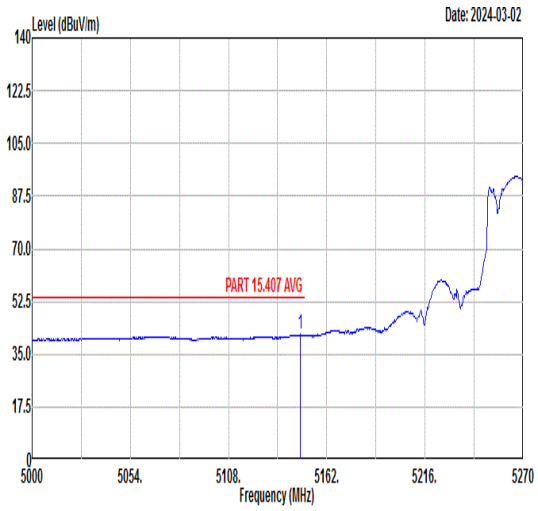 Limit Read Ant Cable Preamp APos TPos Freq Level Line Margin Level Factor Loss Factor Remark MHz dBuV/m dBuV/m dB dBuV dB/m dB dB cm deg 1 5147.42 41.50 54.00 -12.50 29.35 36.11 8.53 32.49 339 271 AVERAGE	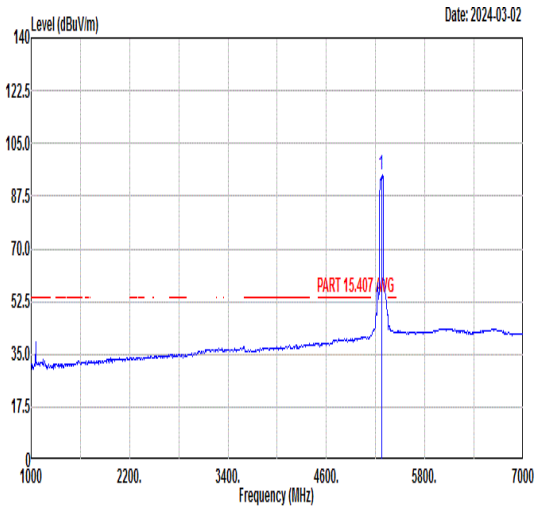 Limit Read Ant Cable Preamp APos TPos Freq Level Line Margin Level Factor Loss Factor Remark MHz dBuV/m dBuV/m dB dBuV dB/m dB dB cm deg 1 5270.00 94.57 ------ ------ 81.82 36.03 9.02 32.30 339 271 AVERAGE

Mode	46	
	Band Edge - R	
	U-NII-2A_5.25-5.35_802.11ax HE40_CH54_Full RU_5270MHz	
ANT	5+7	
Pol.	Vertical	Fundamental
Peak	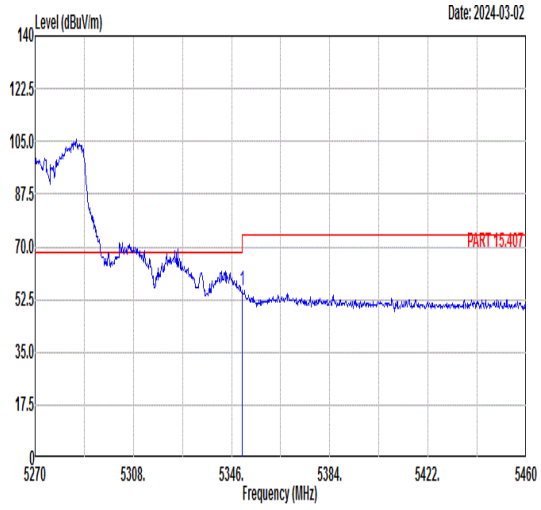 Freq Level Limit Line Margin Read Level Ant Factor Cable Loss Preamp Factor APos TPos Remark MHz dBuV/m dBuV/m dB dBuV dB/m dB dB cm deg 1 5350.18 55.50 74.00 -18.50 42.35 35.99 9.37 32.21 339 271 PEAK	Blank
Avg	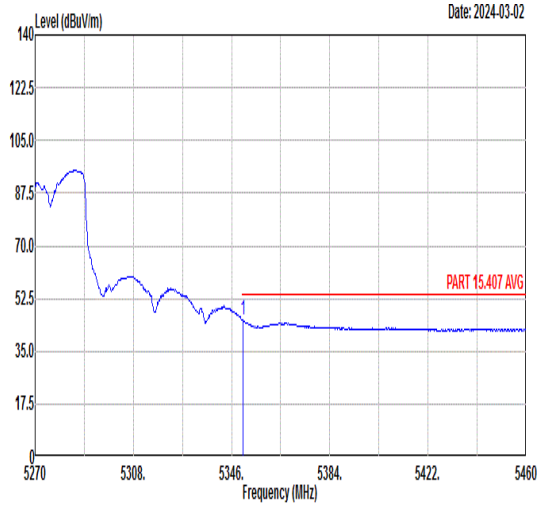 Freq Level Limit Line Margin Read Level Ant Factor Cable Loss Preamp Factor APos TPos Remark MHz dBuV/m dBuV/m dB dBuV dB/m dB dB cm deg 1 5350.37 45.53 54.00 -8.47 32.38 35.99 9.37 32.21 339 271 AVERAGE	Blank

Mode	47	
	Band Edge - L	
	U-NII-2A_5.25-5.35_802.11ax HE40_CH62_Full RU_5310MHz	
ANT	5+7	
Pol.	Horizontal	Fundamental
Peak	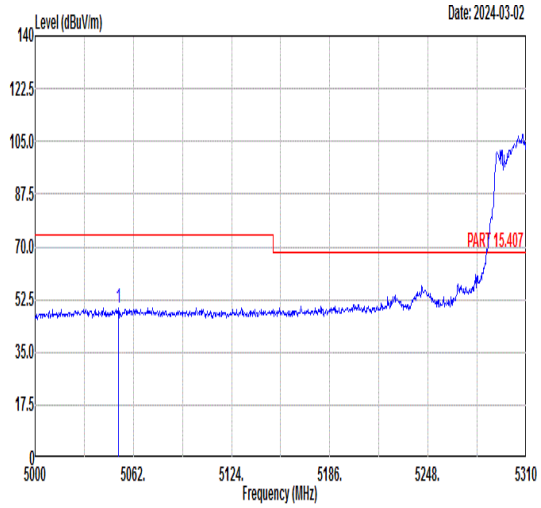 Freq Level Limit Line Margin Read Level Ant Factor Cable Loss Preamp Factor APos TPos Remark MHz dBuV/m dBuV/m dB dBuV dB/m dB dB cm deg 1 5052.70 49.80 74.00 -24.20 37.90 36.17 8.36 32.63 101 59 PEAK	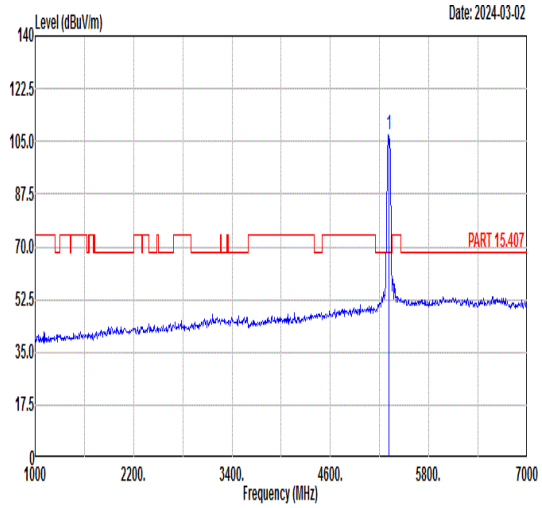 Freq Level Limit Line Margin Read Level Ant Factor Cable Loss Preamp Factor APos TPos Remark MHz dBuV/m dBuV/m dB dBuV dB/m dB dB cm deg 1 5310.00 107.19 ------ ------ 94.33 36.02 9.12 32.28 101 59 PEAK
Avg	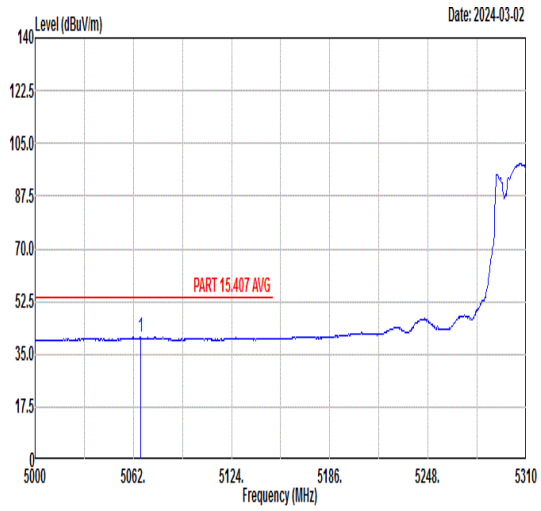 Freq Level Limit Line Margin Read Level Ant Factor Cable Loss Preamp Factor APos TPos Remark MHz dBuV/m dBuV/m dB dBuV dB/m dB dB cm deg 1 5066.65 40.76 54.00 -13.24 28.83 36.16 8.38 32.61 101 59 AVERAGE	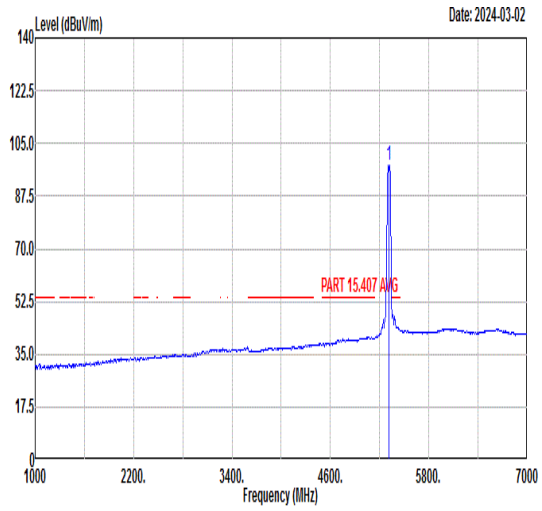 Freq Level Limit Line Margin Read Level Ant Factor Cable Loss Preamp Factor APos TPos Remark MHz dBuV/m dBuV/m dB dBuV dB/m dB dB cm deg 1 5310.00 97.86 ------ ------ 84.96 36.02 9.15 32.27 101 59 AVERAGE

Mode	47	
	Band Edge - R	
	U-NII-2A_5.25-5.35_802.11ax HE40_CH62_Full RU_5310MHz	
ANT	5+7	
Pol.	Horizontal	Fundamental
Peak	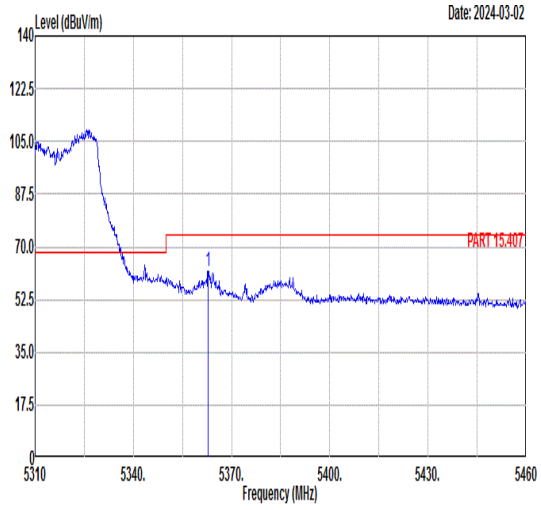 Freq Level Limit Line Margin Read Level Ant Factor Cable Loss Preamp Factor APos TPos Remark MHz dBuV/m dBuV/m dB dBuV dB/m dB dB cm deg 1 5362.80 61.98 74.00 -12.02 48.76 35.98 9.43 32.19 101 59 PEAK	Blank
Avg	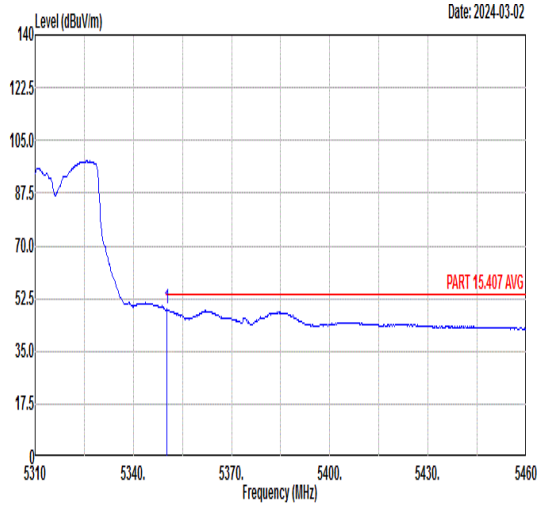 Freq Level Limit Line Margin Read Level Ant Factor Cable Loss Preamp Factor APos TPos Remark MHz dBuV/m dBuV/m dB dBuV dB/m dB dB cm deg 1 5350.20 49.13 54.00 -4.87 35.98 35.99 9.37 32.21 101 59 AVERAGE	Blank

Mode	47	
	Band Edge - L	
	U-NII-2A_5.25-5.35_802.11ax HE40_CH62_Full RU_5310MHz	
ANT	5+7	
Pol.	Vertical	Fundamental
Peak	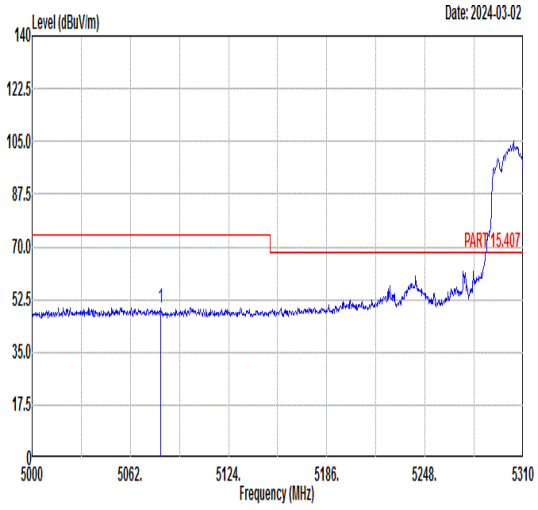 Freq Level Limit Line Margin Read Level Ant Factor Cable Loss Preamp Factor APos TPos Remark MHz dBuV/m dBuV/m dB dBuV dB/m dB dB cm deg 1 5081.22 49.68 74.00 -24.32 37.71 36.15 8.41 32.59 355 262 PEAK	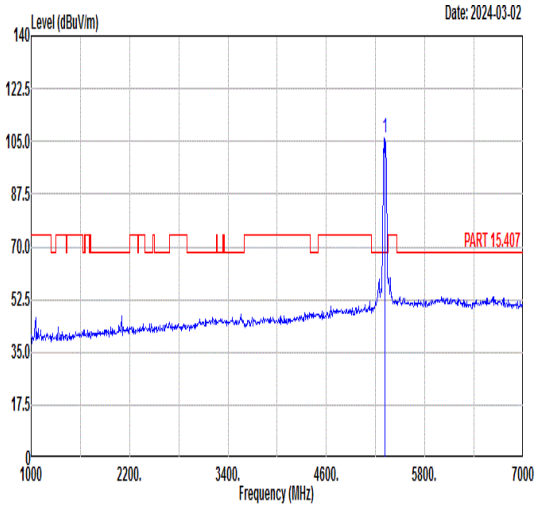 Freq Level Limit Line Margin Read Level Ant Factor Cable Loss Preamp Factor APos TPos Remark MHz dBuV/m dBuV/m dB dBuV dB/m dB dB cm deg 1 5310.00 105.98 ------ ------ 93.12 36.02 9.12 32.28 355 262 PEAK
Avg	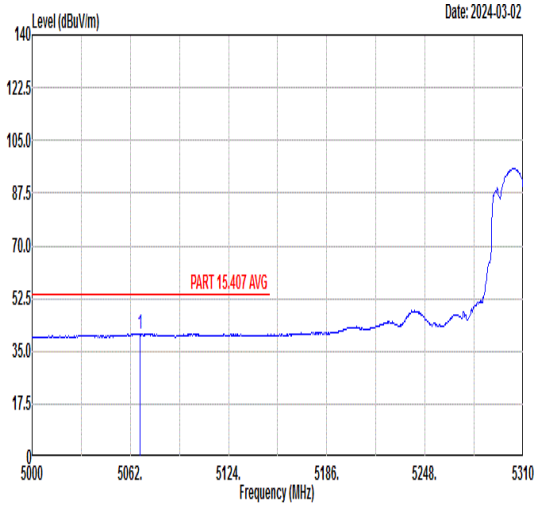 Freq Level Limit Line Margin Read Level Ant Factor Cable Loss Preamp Factor APos TPos Remark MHz dBuV/m dBuV/m dB dBuV dB/m dB dB cm deg 1 5068.20 40.69 54.00 -13.31 28.75 36.16 8.38 32.60 355 262 AVERAGE	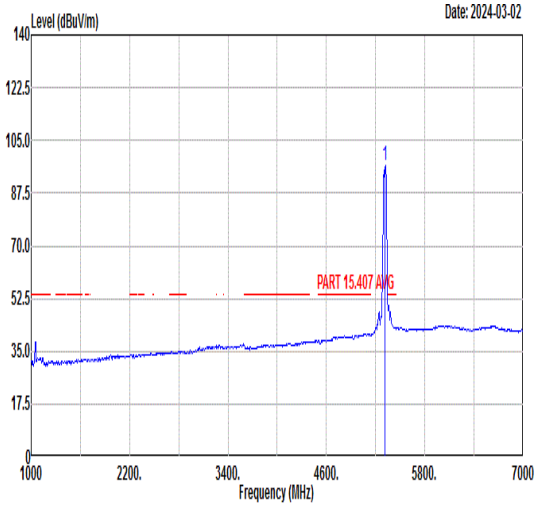 Freq Level Limit Line Margin Read Level Ant Factor Cable Loss Preamp Factor APos TPos Remark MHz dBuV/m dBuV/m dB dBuV dB/m dB dB cm deg 1 5310.00 96.78 ------ ------ 83.78 36.00 9.24 32.24 355 262 AVERAGE

Mode	47	
	Band Edge - R	
	U-NII-2A_5.25-5.35_802.11ax HE40_CH62_Full RU_5310MHz	
ANT	5+7	
Pol.	Vertical	Fundamental
Peak	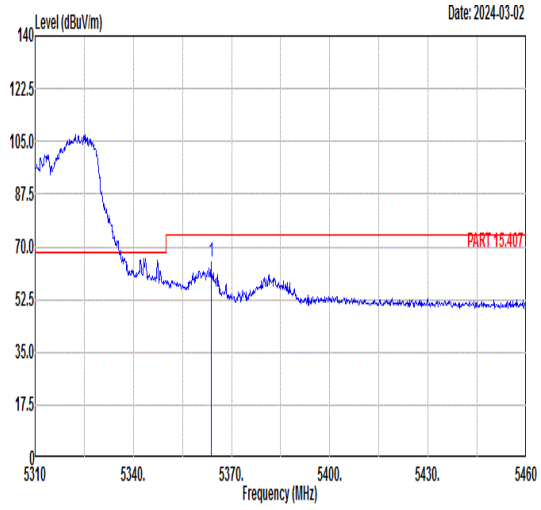 Freq Level Limit Line Margin Read Level Ant Factor Cable Loss Preamp Factor APos TPos Remark MHz dBuV/m dBuV/m dB dBuV dB/m dB dB cm deg 1 5363.70 64.96 74.00 -9.04 51.73 35.98 9.44 32.19 355 262 PEAK	Blank
Avg	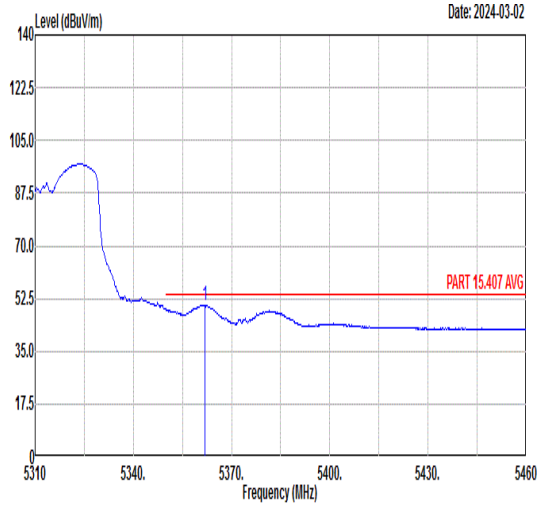 Freq Level Limit Line Margin Read Level Ant Factor Cable Loss Preamp Factor APos TPos Remark MHz dBuV/m dBuV/m dB dBuV dB/m dB dB cm deg 1 5361.90 50.43 54.00 -3.57 37.21 35.98 9.43 32.19 355 262 AVERAGE	Blank

Mode	48	
	Band Edge - L	
	U-NII-2C_5.47-5.725_802.11ax HE40_CH102_Full RU_5510MHz	
ANT	5+7	
Pol.	Horizontal	Fundamental
Peak	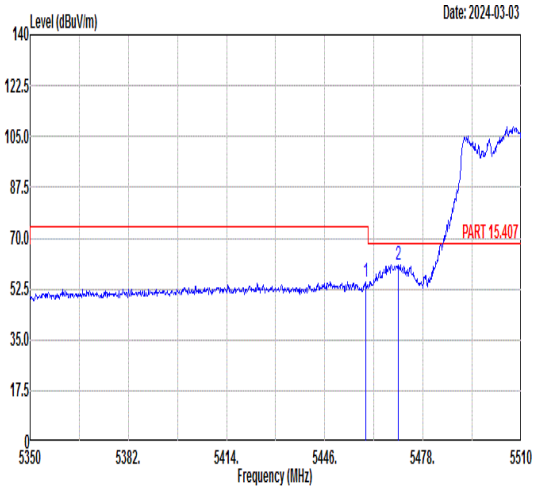 Freq Level Limit Line Margin Read Level Ant Factor Cable Loss Preamp Factor APos TPos Remark MHz dBuV/m dBuV/m dB dBuV dB/m dB dB cm deg 1 5459.44 55.08 74.00 -18.92 41.53 35.92 9.69 32.06 100 57 PEAK 2 5469.84 60.64 68.30 -7.66 47.07 35.92 9.69 32.04 100 57 PEAK	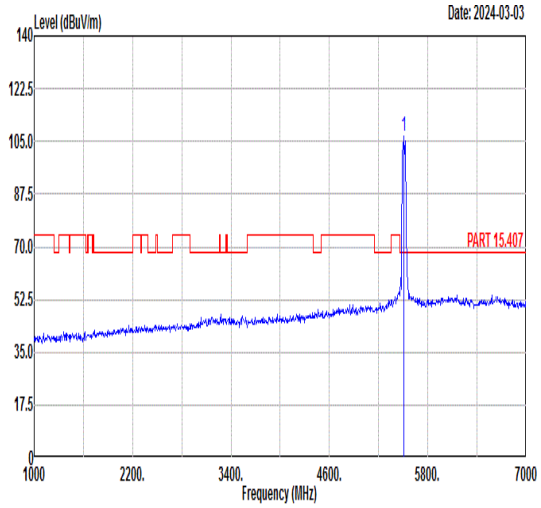 Freq Level Limit Line Margin Read Level Ant Factor Cable Loss Preamp Factor APos TPos Remark MHz dBuV/m dBuV/m dB dBuV dB/m dB dB cm deg 1 5510.00 106.58 ------ ------ 92.96 35.92 9.71 32.01 100 57 PEAK
Avg	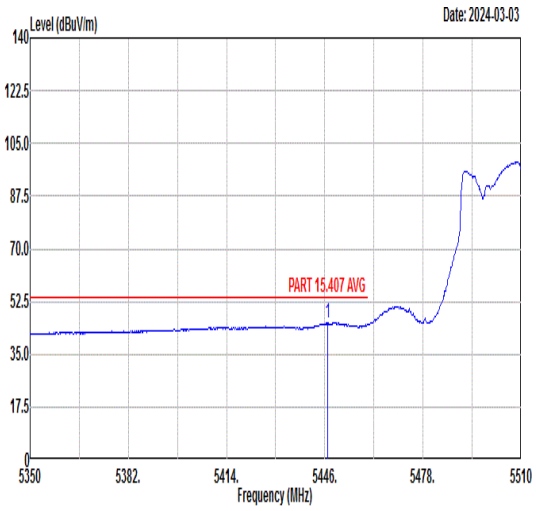 Freq Level Limit Line Margin Read Level Ant Factor Cable Loss Preamp Factor APos TPos Remark MHz dBuV/m dBuV/m dB dBuV dB/m dB dB cm deg 1 5446.96 45.37 54.00 -8.63 31.83 35.93 9.68 32.07 100 57 AVERAGE	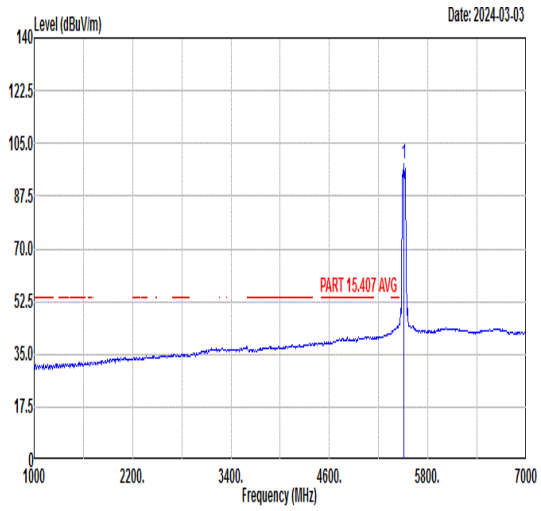 Freq Level Limit Line Margin Read Level Ant Factor Cable Loss Preamp Factor APos TPos Remark MHz dBuV/m dBuV/m dB dBuV dB/m dB dB cm deg 1 5510.00 98.33 ------ ------ 84.72 35.91 9.71 32.01 100 57 AVERAGE

Mode	48	
	Band Edge - R	
	U-NII-2C_5.47-5.725_802.11ax HE40_CH102_Full RU_5510MHz	
ANT	5+7	
Pol.	Horizontal	Fundamental
Peak	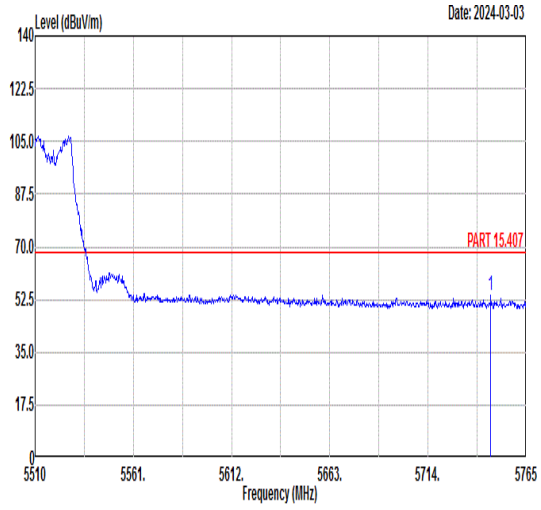 Freq Level Limit Line Margin Read Level Ant Factor Cable Loss Preamp Factor APos TPos Remark MHz dBuV/m dBuV/m dB dBuV dB/m dB dB cm deg 1 5746.64 53.77 68.30 -14.53 39.71 36.25 10.06 32.25 100 57 PEAK	Blank

Mode	48
	Band Edge - L
	U-NII-2C_5.47-5.725_802.11ax HE40_CH102_Full RU_5510MHz
ANT	5+7

Pol.	Vertical	Fundamental
Peak	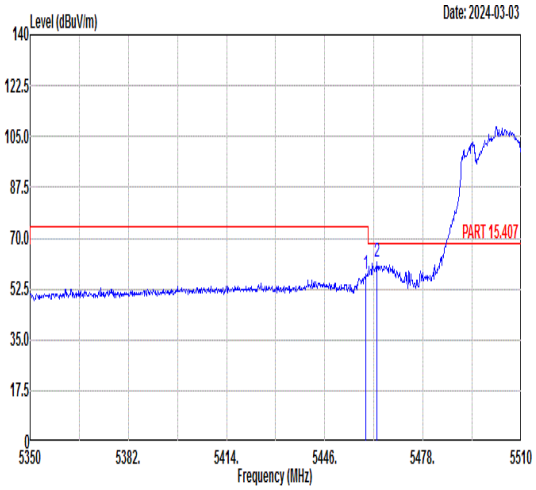 Freq Level Limit Line Margin Read Level Ant Factor Cable Loss Preamp Factor APos TPos Remark MHz dBuV/m dBuV/m dB dBuV dB/m dB dB cm deg 1 5459.28 57.63 74.00 -16.37 44.08 35.92 9.69 32.06 292 262 PEAK 2 5462.96 61.77 68.30 -6.53 48.21 35.92 9.69 32.05 292 262 PEAK	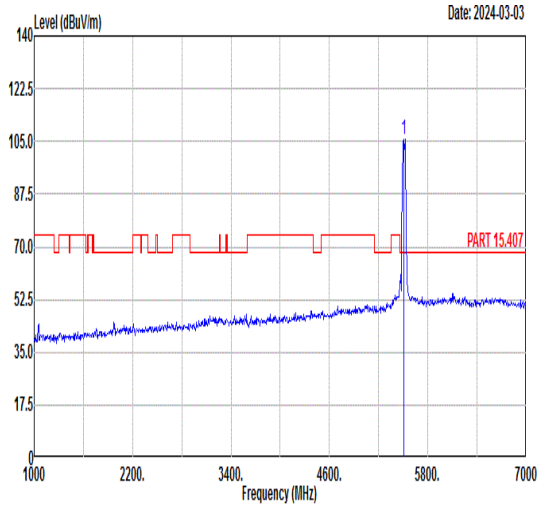 Freq Level Limit Line Margin Read Level Ant Factor Cable Loss Preamp Factor APos TPos Remark MHz dBuV/m dBuV/m dB dBuV dB/m dB dB cm deg 1 5510.00 105.66 ------ ------ 92.05 35.91 9.71 32.01 292 262 PEAK
Avg	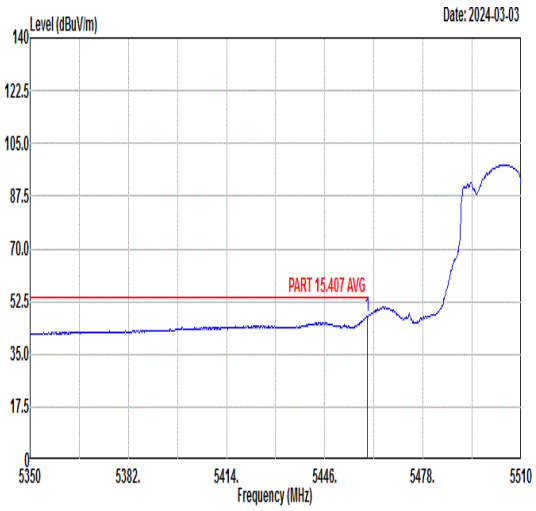 Freq Level Limit Line Margin Read Level Ant Factor Cable Loss Preamp Factor APos TPos Remark MHz dBuV/m dBuV/m dB dBuV dB/m dB dB cm deg 1 5459.92 47.57 54.00 -6.43 34.02 35.92 9.69 32.06 292 262 AVERAGE	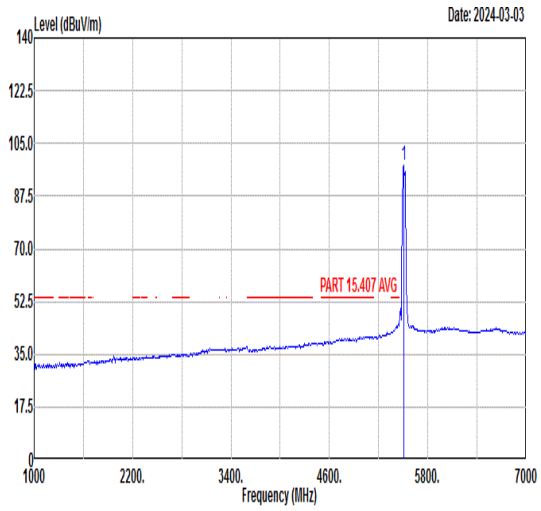 Freq Level Limit Line Margin Read Level Ant Factor Cable Loss Preamp Factor APos TPos Remark MHz dBuV/m dBuV/m dB dBuV dB/m dB dB cm deg 1 5510.00 97.54 ------ ------ 83.93 35.91 9.71 32.01 292 262 AVERAGE

Mode	48	
	Band Edge - R	
	U-NII-2C_5.47-5.725_802.11ax HE40_CH102_Full RU_5510MHz	
ANT	5+7	
Pol.	Vertical	Fundamental
Peak	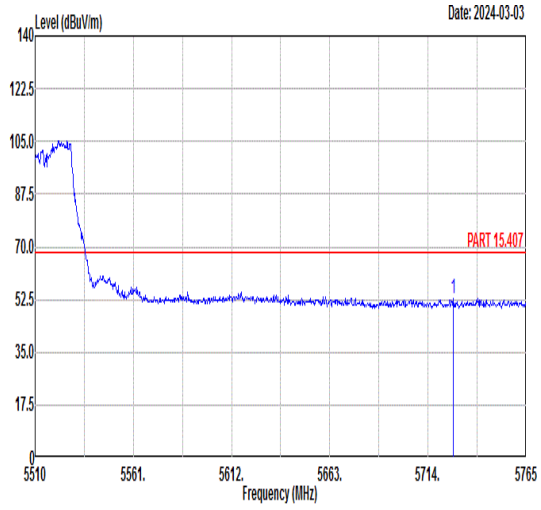 Freq Level Limit Line Margin Read Level Ant Factor Cable Loss Preamp Factor APos TPos Remark MHz dBuV/m dBuV/m dB dBuV dB/m dB dB cm deg 1 5727.26 52.60 68.30 -15.70 38.59 36.22 10.02 32.23 292 262 PEAK	Blank

Mode	49	
	Band Edge - L	
	U-NII-2C_5.47-5.725_802.11ax HE40_CH134_Full RU_5670MHz	
ANT	5+7	
Pol.	Horizontal	Fundamental
Peak	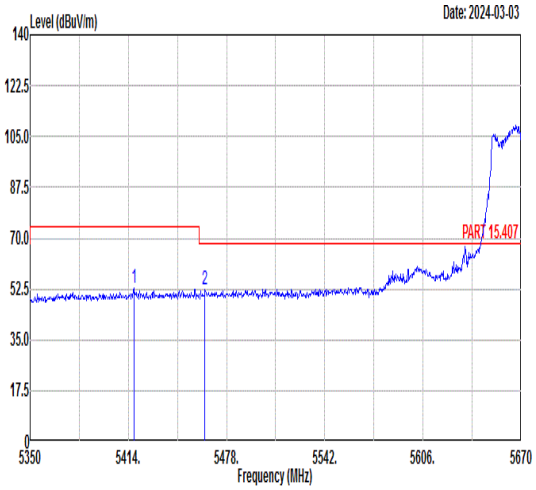 Freq Level Limit Line Margin Read Level Ant Factor Cable Loss Preamp Factor APos TPos Remark MHz dBuV/m dBuV/m dB dBuV dB/m dB dB cm deg 1 5417.52 52.79 74.00 -21.21 39.29 35.95 9.67 32.12 100 300 PEAK 2 5463.92 52.24 68.30 -16.06 38.68 35.92 9.69 32.05 100 300 PEAK	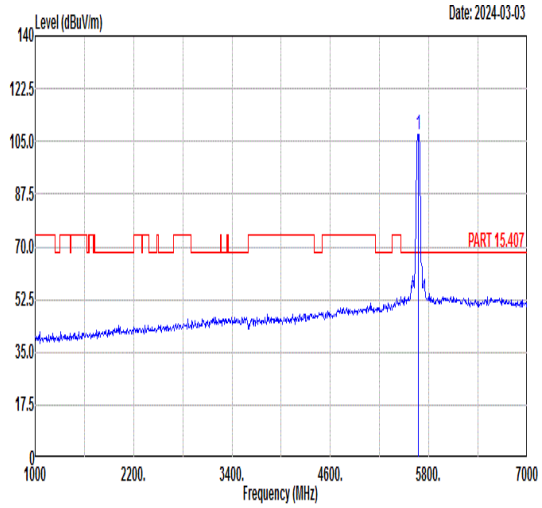 Freq Level Limit Line Margin Read Level Ant Factor Cable Loss Preamp Factor APos TPos Remark MHz dBuV/m dBuV/m dB dBuV dB/m dB dB cm deg 1 5670.00 107.33 ------ ------ 93.47 36.13 9.89 32.16 100 300 PEAK
Avg	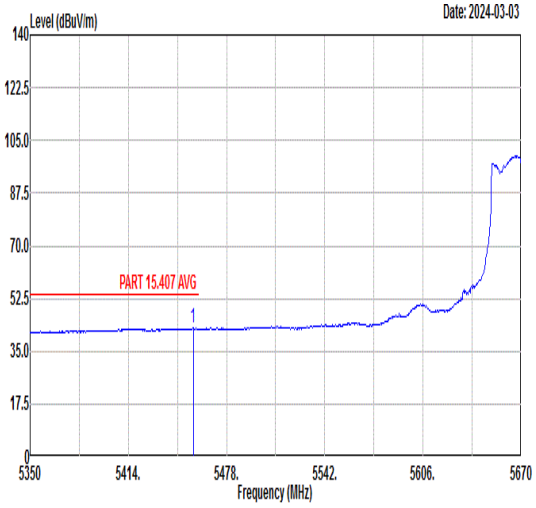 Freq Level Limit Line Margin Read Level Ant Factor Cable Loss Preamp Factor APos TPos Remark MHz dBuV/m dBuV/m dB dBuV dB/m dB dB cm deg 1 5456.24 42.62 54.00 -11.38 29.06 35.93 9.69 32.06 100 300 AVERAGE	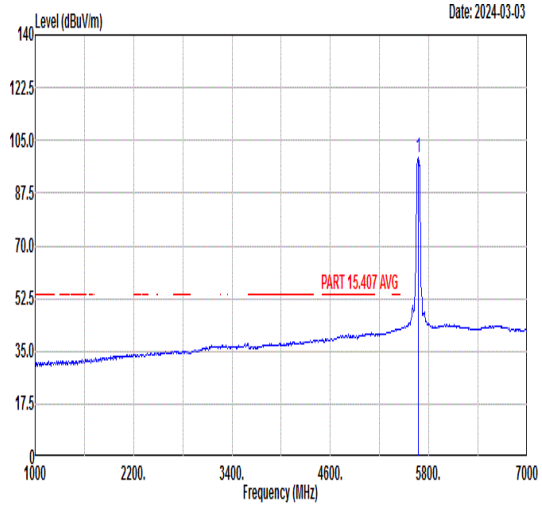 Freq Level Limit Line Margin Read Level Ant Factor Cable Loss Preamp Factor APos TPos Remark MHz dBuV/m dBuV/m dB dBuV dB/m dB dB cm deg 1 5670.00 99.33 ------ ------ 85.46 36.14 9.90 32.17 100 300 AVERAGE

Mode	49	
	Band Edge - R	
	U-NII-2C_5.47-5.725_802.11ax HE40_CH134_Full RU_5670MHz	
ANT	5+7	
Pol.	Horizontal	Fundamental
Peak	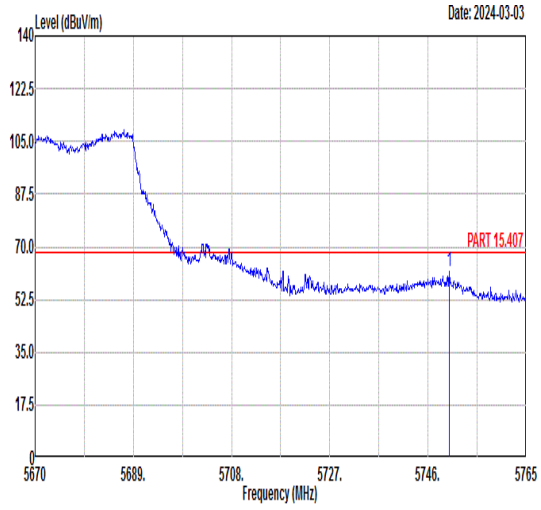 Freq Level Limit Line Margin Read Level Ant Factor Cable Loss Preamp Factor APos TPos Remark MHz dBuV/m dBuV/m dB dBuV dB/m dB dB cm deg 1 5750.18 61.59 68.30 -6.71 47.52 36.25 10.07 32.25 100 300 PEAK	Blank

Mode	49
	Band Edge - L
	U-NII-2C_5.47-5.725_802.11ax HE40_CH134_Full RU_5670MHz
ANT	5+7

Pol.	Vertical	Fundamental
Peak	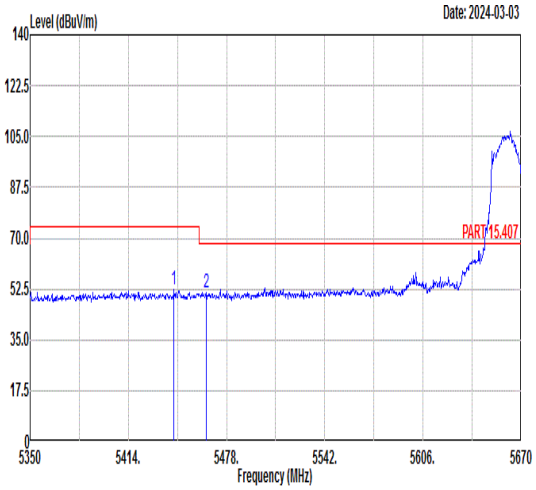 Freq Level Limit Line Margin Read Level Ant Factor Cable Loss Preamp Factor APos TPos Remark MHz dBuV/m dBuV/m dB dBuV dB/m dB dB cm deg 1 5443.76 52.49 74.00 -21.51 38.96 35.93 9.68 32.08 300 316 PEAK 2 5464.56 51.37 68.30 -16.93 37.81 35.92 9.69 32.05 300 316 PEAK	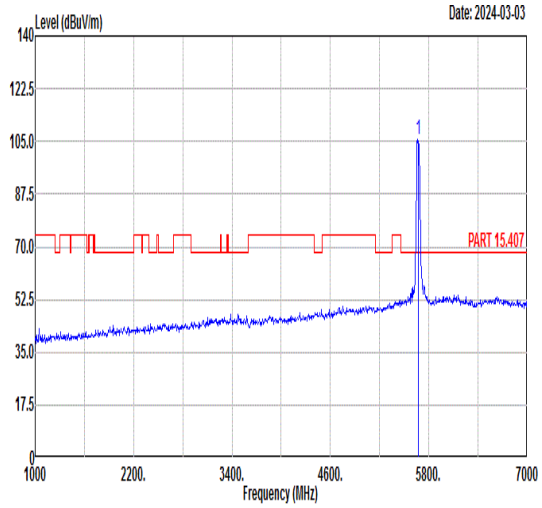 Freq Level Limit Line Margin Read Level Ant Factor Cable Loss Preamp Factor APos TPos Remark MHz dBuV/m dBuV/m dB dBuV dB/m dB dB cm deg 1 5670.00 105.51 ------ ------ 91.65 36.13 9.89 32.16 300 316 PEAK
Avg	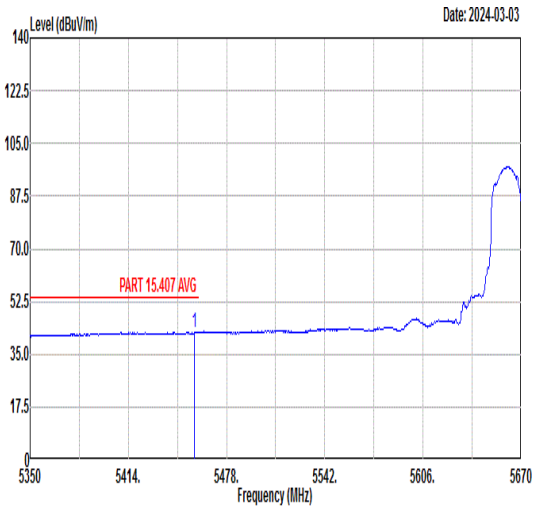 Freq Level Limit Line Margin Read Level Ant Factor Cable Loss Preamp Factor APos TPos Remark MHz dBuV/m dBuV/m dB dBuV dB/m dB dB cm deg 1 5457.20 42.36 54.00 -11.64 28.80 35.93 9.69 32.06 300 316 AVERAGE	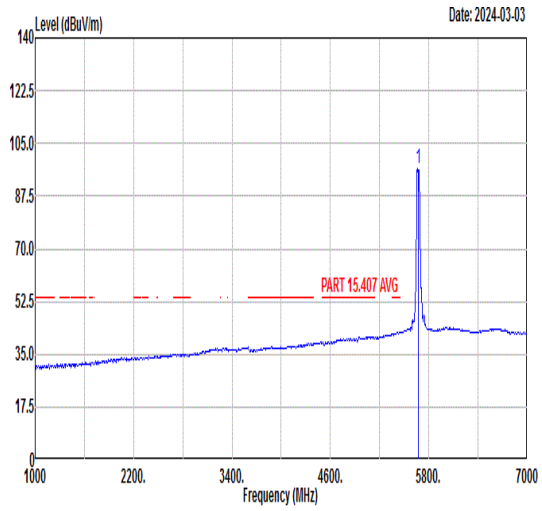 Freq Level Limit Line Margin Read Level Ant Factor Cable Loss Preamp Factor APos TPos Remark MHz dBuV/m dBuV/m dB dBuV dB/m dB dB cm deg 1 5670.00 96.77 ------ ------ 82.91 36.13 9.89 32.16 300 316 AVERAGE

Mode	49	
	Band Edge - R	
	U-NII-2C_5.47-5.725_802.11ax HE40_CH134_Full RU_5670MHz	
ANT	5+7	
Pol.	Vertical	Fundamental
Peak	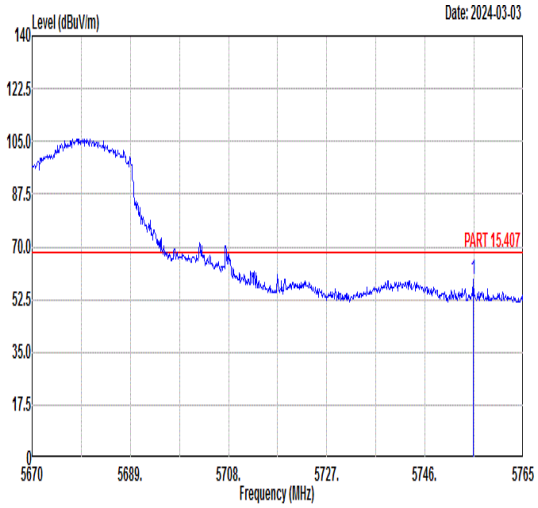 Freq Level Limit Line Margin Read Level Ant Factor Cable Loss Preamp Factor APos TPos Remark MHz dBuV/m dBuV/m dB dBuV dB/m dB dB cm deg 1 5755.31 59.14 68.30 -9.16 45.06 36.26 10.08 32.26 300 316 PEAK	Blank

Mode	50	
	Band Edge - L	
	U-NII-1_5.15-5.25_802.11ax HE80_CH42_Full RU_5210MHz	
ANT	5+7	
Pol.	Horizontal	Fundamental
Peak	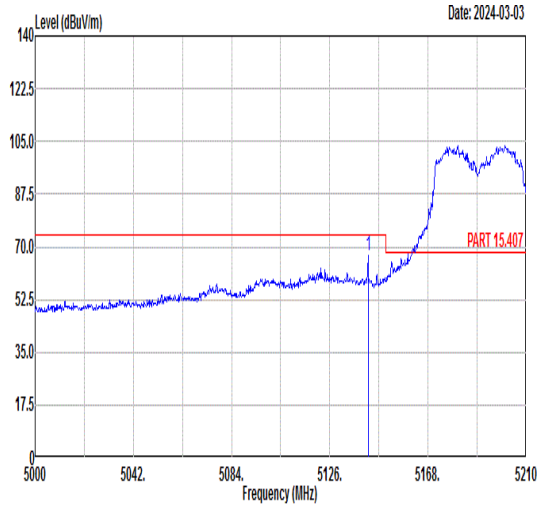 Freq Level Limit Line Margin Read Level Ant Factor Cable Loss Preamp Factor APos TPos Remark MHz dBuV/m dBuV/m dB dBuV dB/m dB dB cm deg 1 5142.38 67.16 74.00 -6.84 55.03 36.11 8.52 32.50 100 298 PEAK	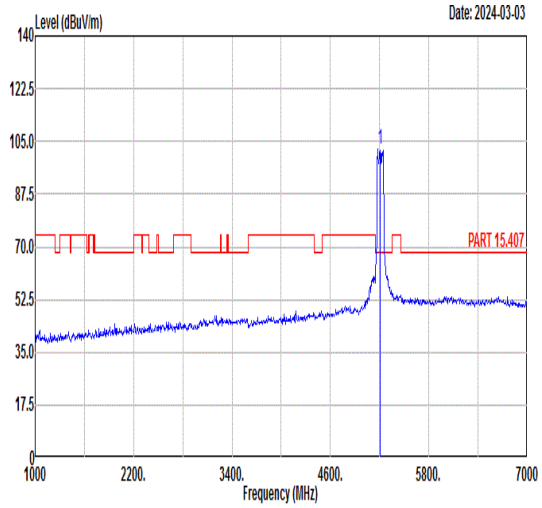 Freq Level Limit Line Margin Read Level Ant Factor Cable Loss Preamp Factor APos TPos Remark MHz dBuV/m dBuV/m dB dBuV dB/m dB dB cm deg 1 5210.00 102.57 ------ ------ 90.35 36.09 8.58 32.45 100 298 PEAK
Avg	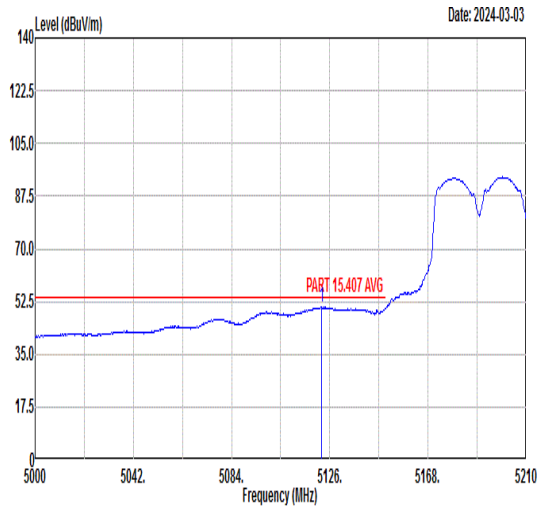 Freq Level Limit Line Margin Read Level Ant Factor Cable Loss Preamp Factor APos TPos Remark MHz dBuV/m dBuV/m dB dBuV dB/m dB dB cm deg 1 5122.43 50.66 54.00 -3.34 38.58 36.13 8.48 32.53 100 298 AVERAGE	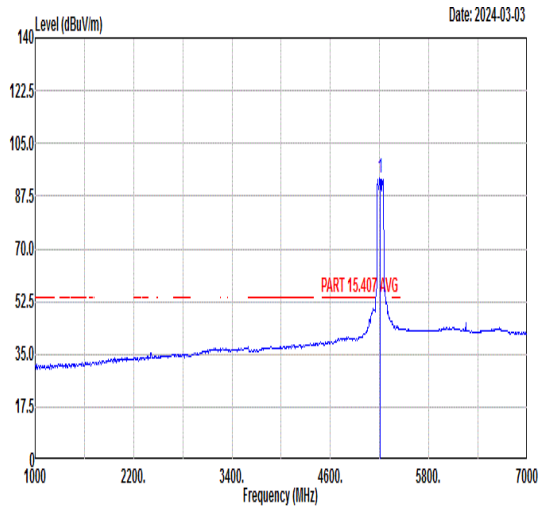 Freq Level Limit Line Margin Read Level Ant Factor Cable Loss Preamp Factor APos TPos Remark MHz dBuV/m dBuV/m dB dBuV dB/m dB dB cm deg 1 5210.00 93.42 ------ ------ 81.13 36.08 8.63 32.42 100 298 AVERAGE

Mode	50	
	Band Edge - R	
	U-NII-1_5.15-5.25_802.11ax HE80_CH42_Full RU_5210MHz	
ANT	5+7	
Pol.	Horizontal	Fundamental
Peak	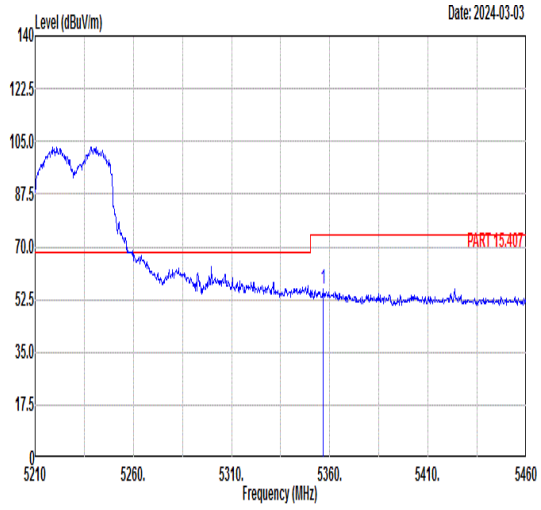 Freq Level Limit Line Margin Read Level Ant Factor Cable Loss Preamp Factor APos TPos Remark MHz dBuV/m dBuV/m dB dBuV dB/m dB dB cm deg 1 5356.50 56.01 74.00 -17.99 42.82 35.99 9.40 32.20 100 298 PEAK	Blank
Avg	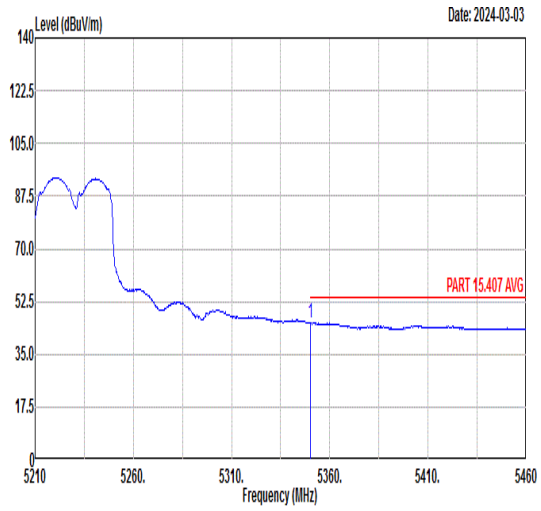 Freq Level Limit Line Margin Read Level Ant Factor Cable Loss Preamp Factor APos TPos Remark MHz dBuV/m dBuV/m dB dBuV dB/m dB dB cm deg 1 5350.00 45.40 54.00 -8.60 32.26 35.99 9.36 32.21 100 298 AVERAGE	Blank

Mode	50	
	Band Edge - L	
	U-NII-1_5.15-5.25_802.11ax HE80_CH42_Full RU_5210MHz	
ANT	5+7	
Pol.	Vertical	Fundamental
Peak	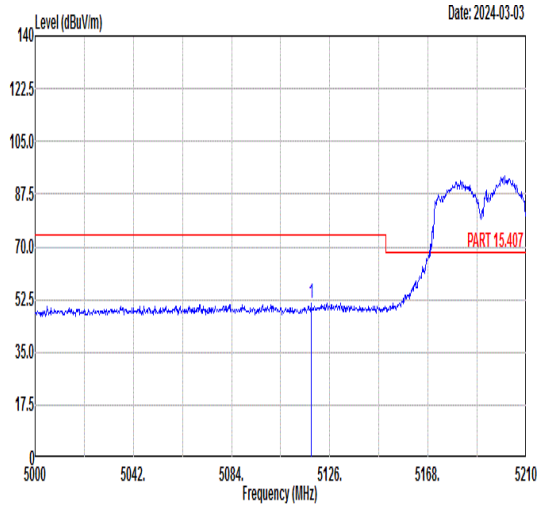 Freq Level Limit Line Margin Read Level Ant Factor Cable Loss Preamp Factor APos TPos Remark MHz dBuV/m dBuV/m dB dBuV dB/m dB dB cm deg 1 5118.02 51.18 74.00 -22.82 39.10 36.13 8.48 32.53 100 300 PEAK	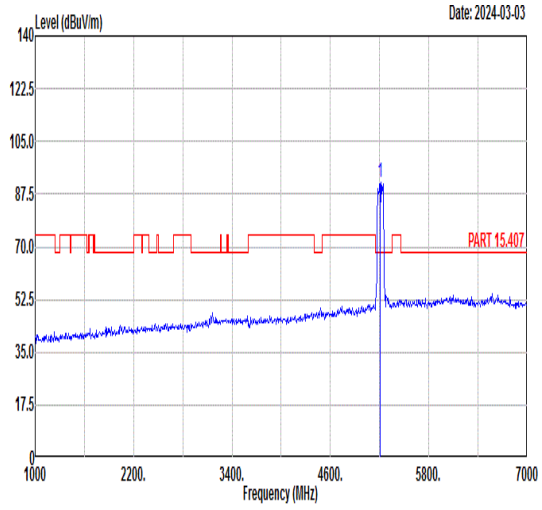 Freq Level Limit Line Margin Read Level Ant Factor Cable Loss Preamp Factor APos TPos Remark MHz dBuV/m dBuV/m dB dBuV dB/m dB dB cm deg 1 5210.00 91.35 ------ ------ 78.99 36.07 8.68 32.39 100 300 PEAK
Avg	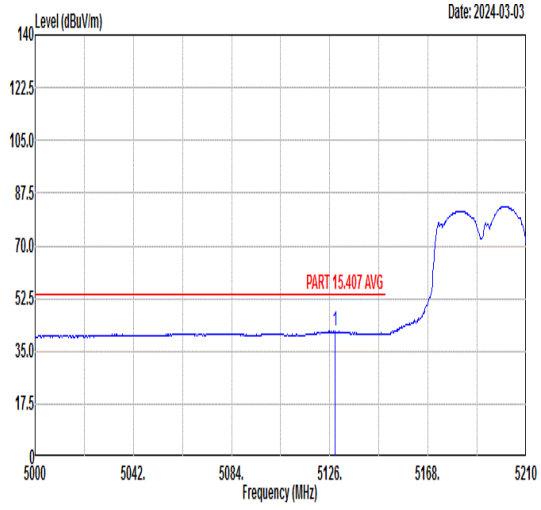 Freq Level Limit Line Margin Read Level Ant Factor Cable Loss Preamp Factor APos TPos Remark MHz dBuV/m dBuV/m dB dBuV dB/m dB dB cm deg 1 5128.10 41.77 54.00 -12.23 29.67 36.12 8.50 32.52 100 300 AVERAGE	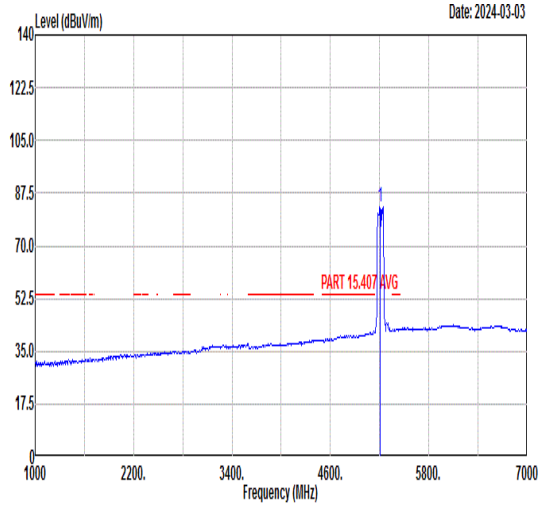 Freq Level Limit Line Margin Read Level Ant Factor Cable Loss Preamp Factor APos TPos Remark MHz dBuV/m dBuV/m dB dBuV dB/m dB dB cm deg 1 5210.00 83.03 ------ ------ 70.53 36.05 8.81 32.36 100 300 AVERAGE

Mode	50	
	Band Edge - R	
	U-NII-1_5.15-5.25_802.11ax HE80_CH42_Full RU_5210MHz	
ANT	5+7	
Pol.	Vertical	Fundamental
Peak	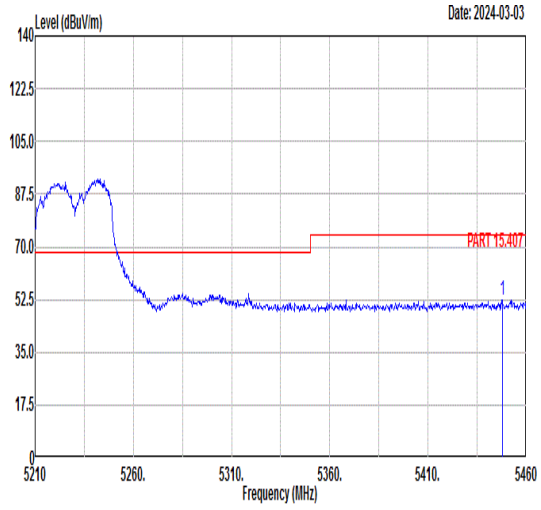 Freq Level Limit Line Margin Read Level Ant Factor Cable Loss Preamp Factor APos TPos Remark MHz dBuV/m dBuV/m dB dBuV dB/m dB dB cm deg 1 5447.75 52.47 74.00 -21.53 38.93 35.93 9.68 32.07 100 300 PEAK	Blank
Avg	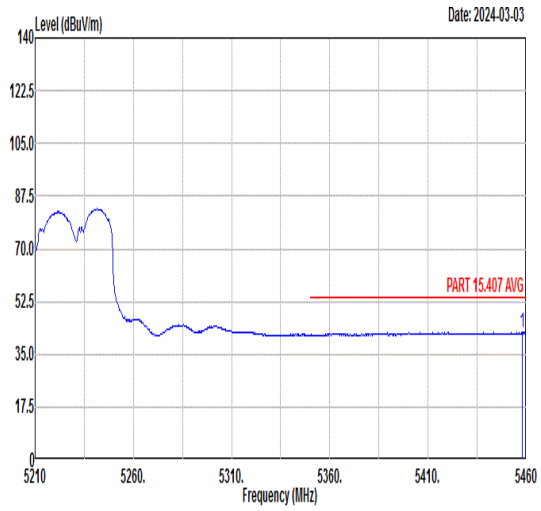 Freq Level Limit Line Margin Read Level Ant Factor Cable Loss Preamp Factor APos TPos Remark MHz dBuV/m dBuV/m dB dBuV dB/m dB dB cm deg 1 5458.00 42.18 54.00 -11.82 28.62 35.93 9.69 32.06 100 300 AVERAGE	Blank

Mode	51	
	Band Edge - L	
	U-NII-2A_5.25-5.35_802.11ax HE80_CH58_Full RU_5290MHz	
ANT	5+7	
Pol.	Horizontal	Fundamental
Peak	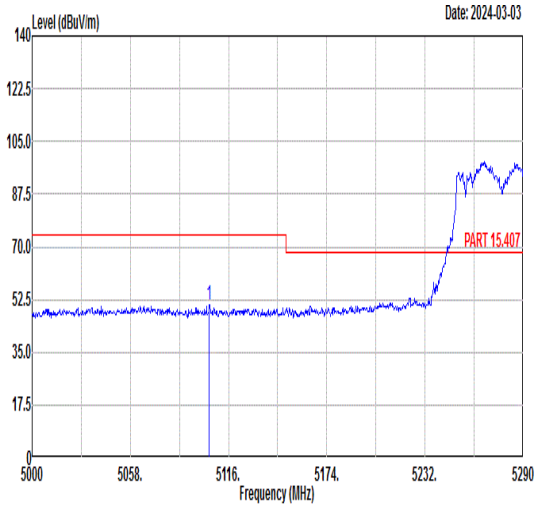 Freq Level Limit Line Margin Read Level Ant Factor Cable Loss Preamp Factor APos TPos Remark MHz dBuV/m dBuV/m dB dBuV dB/m dB dB cm deg 1 5104.69 50.94 74.00 -23.06 38.90 36.14 8.45 32.55 334 58 PEAK	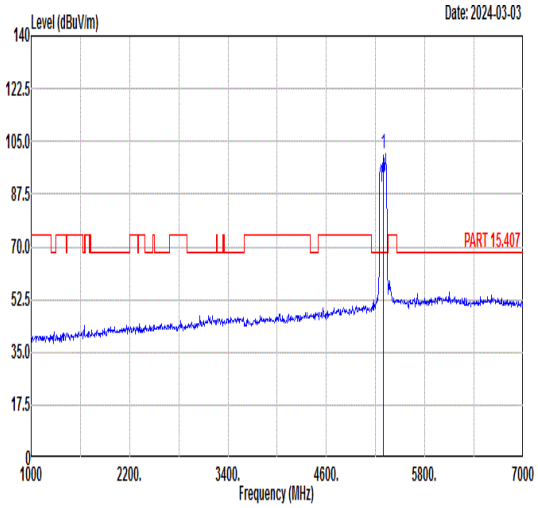 Freq Level Limit Line Margin Read Level Ant Factor Cable Loss Preamp Factor APos TPos Remark MHz dBuV/m dBuV/m dB dBuV dB/m dB dB cm deg 1 5290.00 101.12 ------ ------ 88.12 36.00 9.24 32.24 334 58 PEAK
Avg	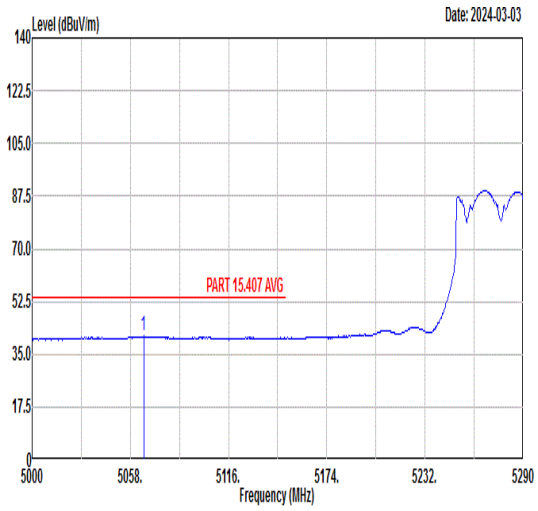 Freq Level Limit Line Margin Read Level Ant Factor Cable Loss Preamp Factor APos TPos Remark MHz dBuV/m dBuV/m dB dBuV dB/m dB dB cm deg 1 5065.83 41.02 54.00 -12.98 29.09 36.16 8.38 32.61 334 58 AVERAGE	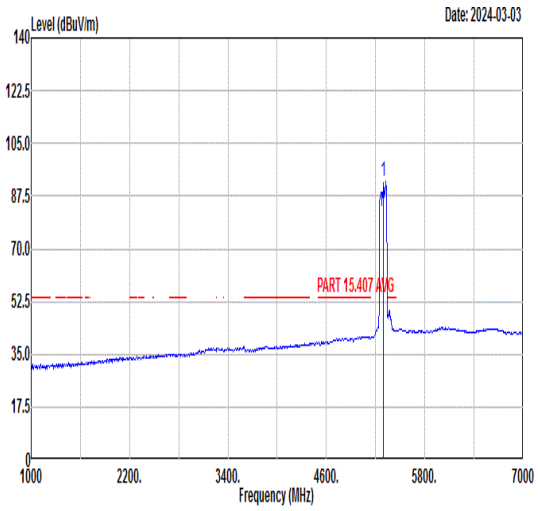 Freq Level Limit Line Margin Read Level Ant Factor Cable Loss Preamp Factor APos TPos Remark MHz dBuV/m dBuV/m dB dBuV dB/m dB dB cm deg 1 5290.00 92.65 ------ ------ 79.65 36.00 9.24 32.24 334 58 AVERAGE

Mode	51	
	Band Edge - R	
	U-NII-2A_5.25-5.35_802.11ax HE80_CH58_Full RU_5290MHz	
ANT	5+7	
Pol.	Horizontal	Fundamental
Peak	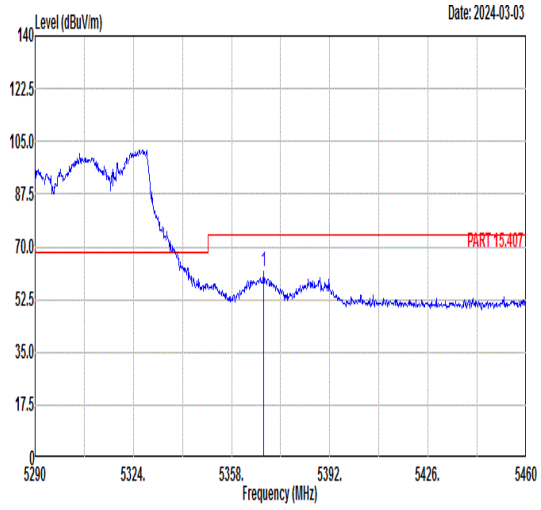 Freq Level Limit Line Margin Read Level Ant Factor Cable Loss Preamp Factor APos TPos Remark MHz dBuV/m dBuV/m dB dBuV dB/m dB dB cm deg 1 5369.05 61.64 74.00 -12.36 48.38 35.98 9.46 32.18 334 58 PEAK	Blank
Avg	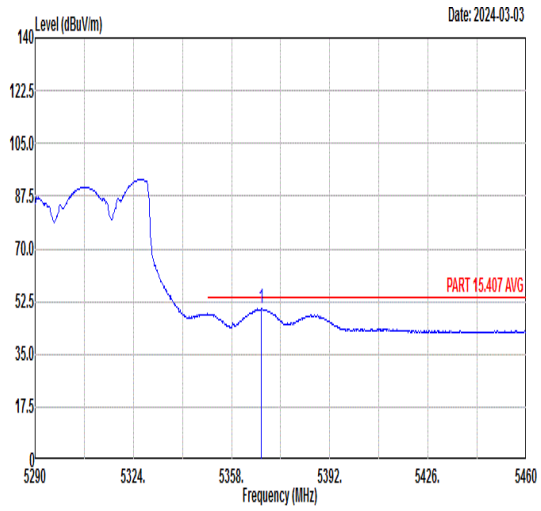 Freq Level Limit Line Margin Read Level Ant Factor Cable Loss Preamp Factor APos TPos Remark MHz dBuV/m dBuV/m dB dBuV dB/m dB dB cm deg 1 5368.37 50.12 54.00 -3.88 36.86 35.98 9.46 32.18 334 58 AVERAGE	Blank

Mode	51	
	Band Edge - L	
	U-NII-2A_5.25-5.35_802.11ax HE80_CH58_Full RU_5290MHz	
ANT	5+7	
Pol.	Vertical	Fundamental
Peak	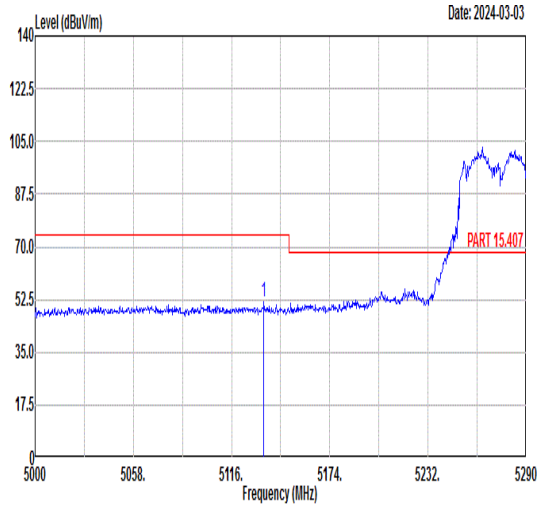 Limit Read Ant Cable Preamp APos TPos Freq Level Line Margin Level Factor Loss Factor Remark MHz dBuV/m dBuV/m dB dBuV dB/m dB dB cm deg 1 5135.14 51.98 74.00 -22.02 39.86 36.12 8.51 32.51 300 264 PEAK	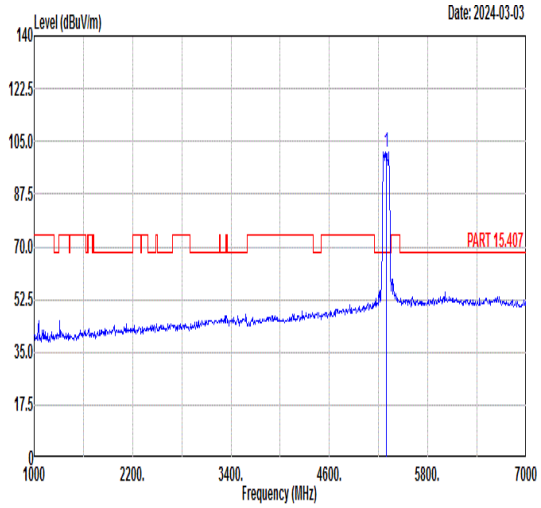 Limit Read Ant Cable Preamp APos TPos Freq Level Line Margin Level Factor Loss Factor Remark MHz dBuV/m dBuV/m dB dBuV dB/m dB dB cm deg 1 5290.00 101.50 ------ ------ 88.75 36.03 9.02 32.30 300 264 PEAK
Avg	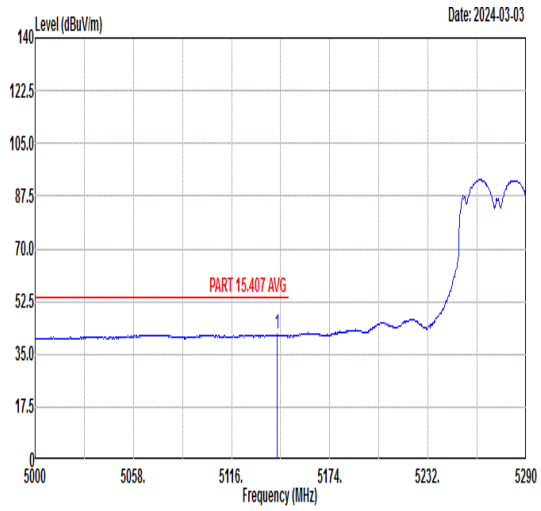 Limit Read Ant Cable Preamp APos TPos Freq Level Line Margin Level Factor Loss Factor Remark MHz dBuV/m dBuV/m dB dBuV dB/m dB dB cm deg 1 5142.68 41.47 54.00 -12.53 29.34 36.11 8.52 32.50 300 264 AVERAGE	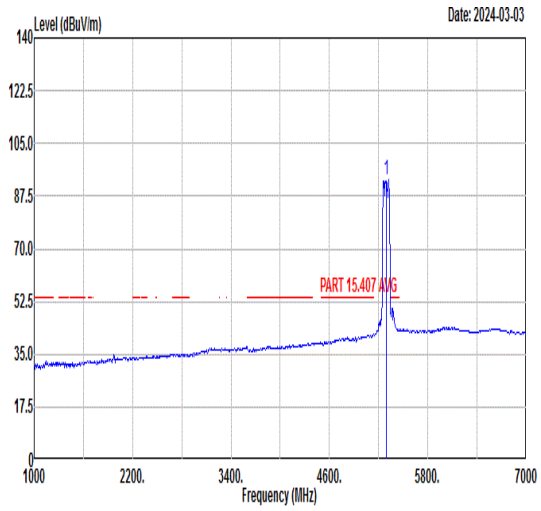 Limit Read Ant Cable Preamp APos TPos Freq Level Line Margin Level Factor Loss Factor Remark MHz dBuV/m dBuV/m dB dBuV dB/m dB dB cm deg 1 5290.00 93.05 ------ ------ 80.05 36.00 9.24 32.24 300 264 AVERAGE

Mode	51	
	Band Edge - R	
	U-NII-2A_5.25-5.35_802.11ax HE80_CH58_Full RU_5290MHz	
ANT	5+7	
Pol.	Vertical	Fundamental
Peak	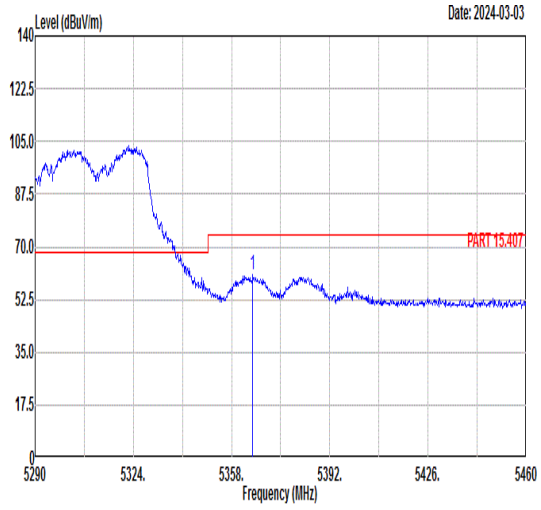 Freq Level Limit Line Margin Read Level Ant Factor Cable Loss Preamp Factor APos TPos Remark MHz dBuV/m dBuV/m dB dBuV dB/m dB dB cm deg 1 5365.31 60.99 74.00 -13.01 47.76 35.98 9.44 32.19 300 264 PEAK	Blank
Avg	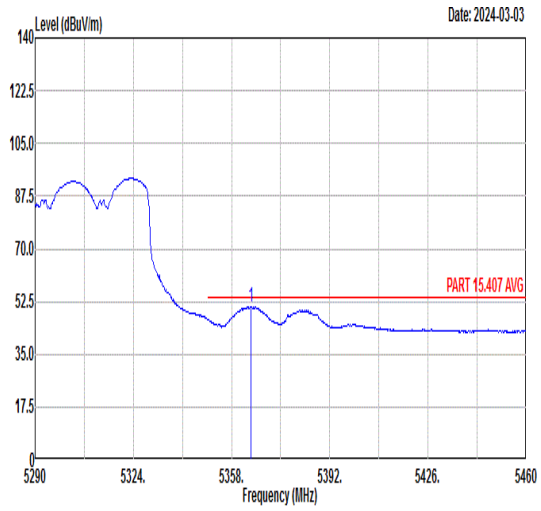 Freq Level Limit Line Margin Read Level Ant Factor Cable Loss Preamp Factor APos TPos Remark MHz dBuV/m dBuV/m dB dBuV dB/m dB dB cm deg 1 5364.80 50.68 54.00 -3.32 37.45 35.98 9.44 32.19 300 264 AVERAGE	Blank

Mode	52	
	Band Edge - L	
	U-NII-2C_5.47-5.725_802.11ax HE80_CH106_Full RU_5530MHz	
ANT	5+7	
Pol.	Horizontal	Fundamental
Peak	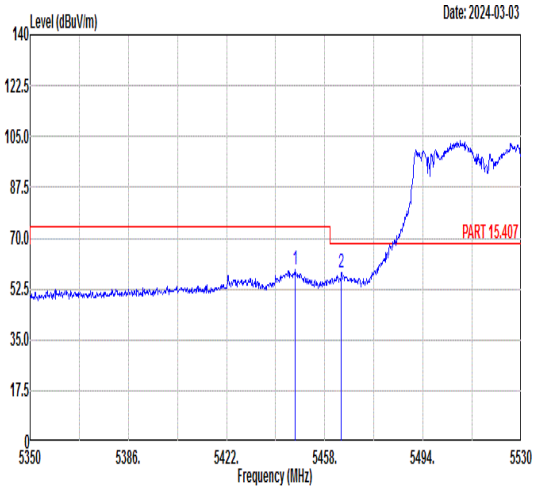 Freq Level Limit Line Margin Read Level Ant Factor Cable Loss Preamp Factor APos TPos Remark MHz dBuV/m dBuV/m dB dBuV dB/m dB dB cm deg 1 5447.02 58.94 74.00 -15.06 45.40 35.93 9.68 32.07 326 64 PEAK 2 5464.12 58.16 68.30 -10.14 44.60 35.92 9.69 32.05 326 64 PEAK	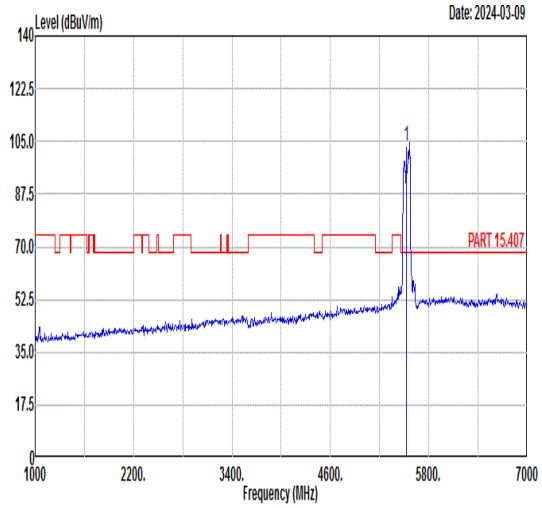 Freq Level Limit Line Margin Read Level Ant Factor Cable Loss Preamp Factor APos TPos Remark MHz dBuV/m dBuV/m dB dBuV dB/m dB dB cm deg 1 5530.00 103.79 ------ ------ 90.13 35.99 9.74 32.07 326 64 PEAK
Avg	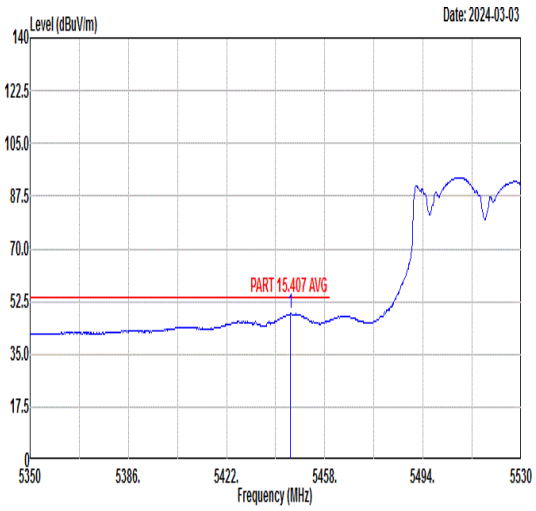 Freq Level Limit Line Margin Read Level Ant Factor Cable Loss Preamp Factor APos TPos Remark MHz dBuV/m dBuV/m dB dBuV dB/m dB dB cm deg 1 5445.40 48.54 54.00 -5.46 35.01 35.93 9.68 32.08 326 64 AVERAGE	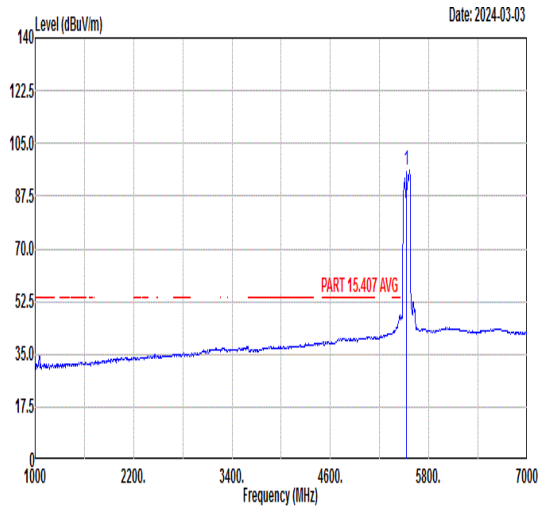 Freq Level Limit Line Margin Read Level Ant Factor Cable Loss Preamp Factor APos TPos Remark MHz dBuV/m dBuV/m dB dBuV dB/m dB dB cm deg 1 5530.00 96.05 ------ ------ 82.39 35.99 9.74 32.07 326 64 AVERAGE

Mode	52	
	Band Edge - R	
	U-NII-2C_5.47-5.725_802.11ax HE80_CH106_Full RU_5530MHz	
ANT	5+7	
Pol.	Horizontal	Fundamental
Peak	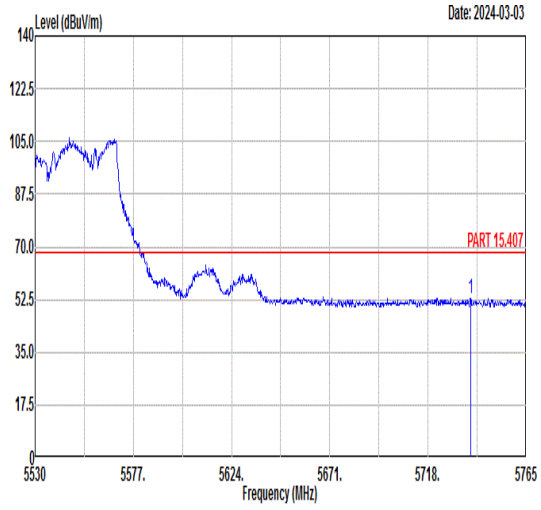 Freq Level Limit Line Margin Read Level Ant Factor Cable Loss Preamp Factor APos TPos Remark MHz dBuV/m dBuV/m dB dBuV dB/m dB dB cm deg 1 5738.45 53.06 68.30 -15.24 39.02 36.23 10.05 32.24 326 64 PEAK	Blank

Mode	52	
	Band Edge - L	
	U-NII-2C_5.47-5.725_802.11ax HE80_CH106_Full RU_5530MHz	
ANT	5+7	
Pol.	Vertical	Fundamental
Peak	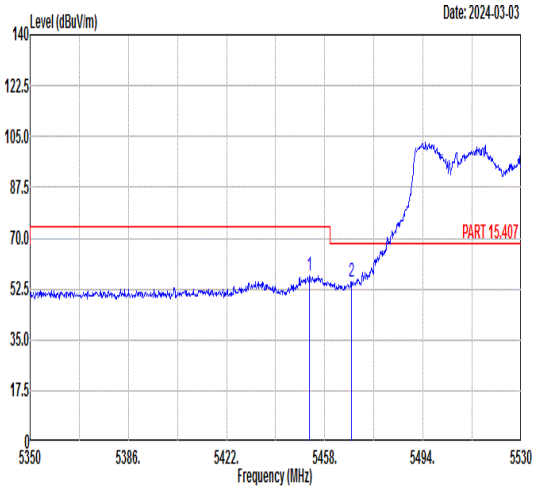 Freq Level Limit Line Margin Read Level Ant Factor Cable Loss Preamp Factor APos TPos Remark MHz dBuV/m dBuV/m dB dBuV dB/m dB dB cm deg 1 5452.42 57.30 74.00 -16.70 43.76 35.93 9.68 32.07 400 229 PEAK 2 5467.72 55.18 68.30 -13.12 41.62 35.92 9.69 32.05 400 229 PEAK	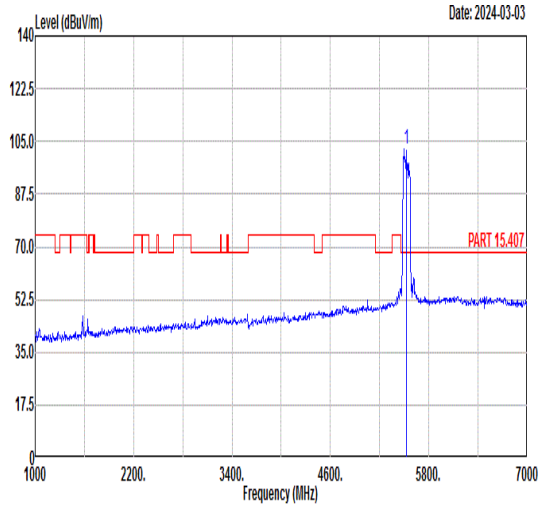 Freq Level Limit Line Margin Read Level Ant Factor Cable Loss Preamp Factor APos TPos Remark MHz dBuV/m dBuV/m dB dBuV dB/m dB dB cm deg 1 5530.00 102.75 ------ ------ 89.16 35.90 9.70 32.01 400 229 PEAK
Avg	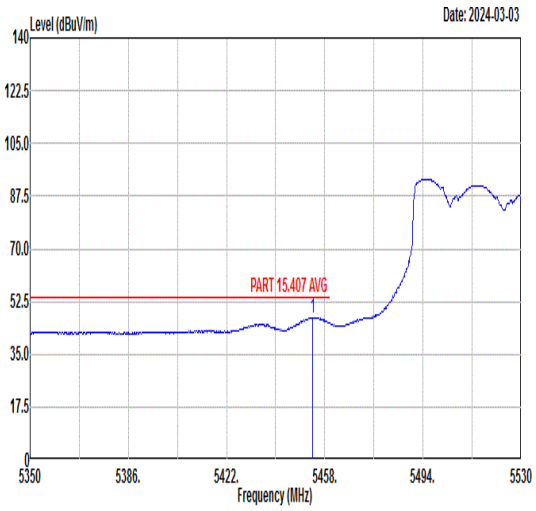 Freq Level Limit Line Margin Read Level Ant Factor Cable Loss Preamp Factor APos TPos Remark MHz dBuV/m dBuV/m dB dBuV dB/m dB dB cm deg 1 5453.50 47.15 54.00 -6.85 33.61 35.93 9.68 32.07 400 229 AVERAGE	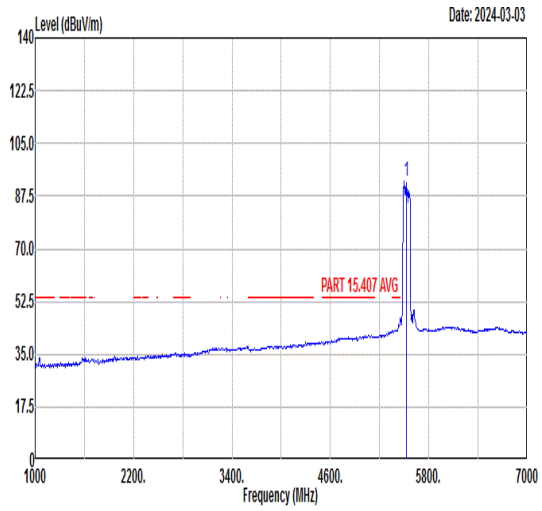 Freq Level Limit Line Margin Read Level Ant Factor Cable Loss Preamp Factor APos TPos Remark MHz dBuV/m dBuV/m dB dBuV dB/m dB dB cm deg 1 5530.00 92.70 ------ ------ 79.11 35.90 9.70 32.01 400 229 AVERAGE

Mode	52	
	Band Edge - R	
	U-NII-2C_5.47-5.725_802.11ax HE80_CH106_Full RU_5530MHz	
ANT	5+7	
Pol.	Vertical	Fundamental
Peak	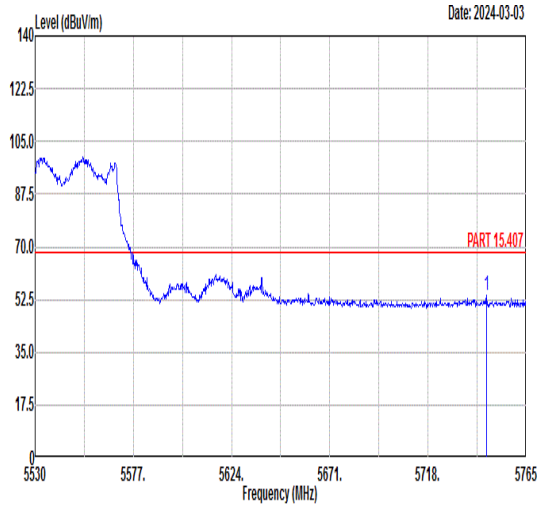	Blank

	Freq	Level	Limit Line	Margin	Read Level	Ant Factor	Cable Loss	Preamp Factor	APos	TPos	Remark
	MHz	dBuV/m	dBuV/m	dB	dBuV	dB/m	dB	dB	cm	deg	
1	5746.20	53.91	68.30	-14.39	39.86	36.24	10.06	32.25	400	229	PEAK

Mode	53	
	Band Edge - L	
	U-NII-2C_5.47-5.725_802.11ax HE80_CH122_Full RU_5610MHz	
ANT	5+7	
Pol.	Horizontal	Fundamental
Peak	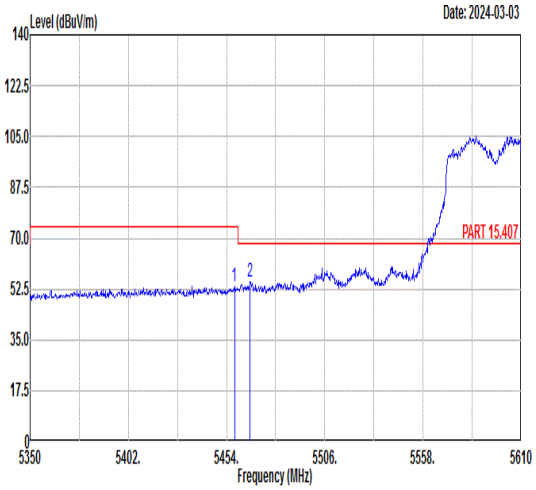 Freq Level Limit Line Margin Read Level Ant Factor Cable Loss Preamp Factor APos TPos Remark MHz dBuV/m dBuV/m dB dBuV dB/m dB dB cm deg 1 5458.16 53.41 74.00 -20.59 39.85 35.93 9.69 32.06 100 299 PEAK 2 5466.48 54.91 68.30 -13.39 41.35 35.92 9.69 32.05 100 299 PEAK	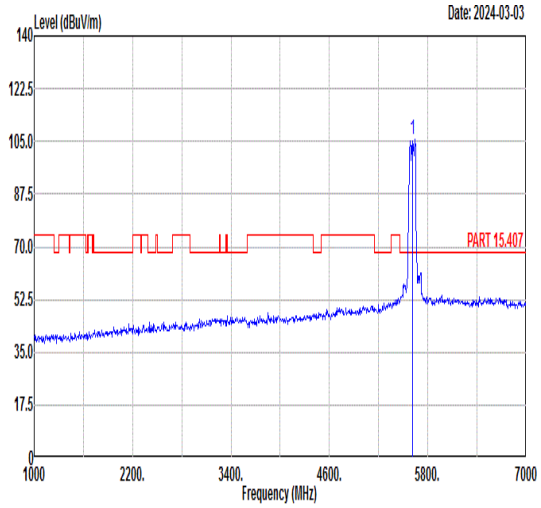 Freq Level Limit Line Margin Read Level Ant Factor Cable Loss Preamp Factor APos TPos Remark MHz dBuV/m dBuV/m dB dBuV dB/m dB dB cm deg 1 5610.00 105.54 ------ ------ 91.73 36.10 9.85 32.14 100 299 PEAK
Avg	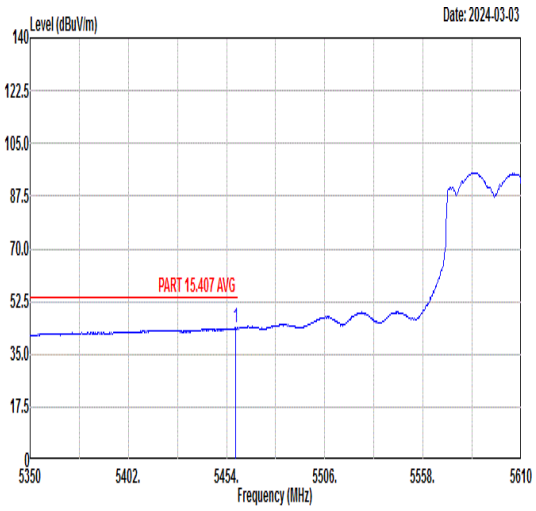 Freq Level Limit Line Margin Read Level Ant Factor Cable Loss Preamp Factor APos TPos Remark MHz dBuV/m dBuV/m dB dBuV dB/m dB dB cm deg 1 5458.68 43.78 54.00 -10.22 30.23 35.92 9.69 32.06 100 299 AVERAGE	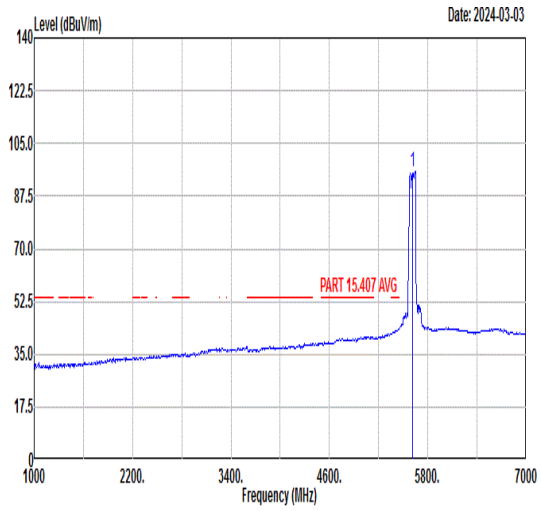 Freq Level Limit Line Margin Read Level Ant Factor Cable Loss Preamp Factor APos TPos Remark MHz dBuV/m dBuV/m dB dBuV dB/m dB dB cm deg 1 5610.00 95.86 ------ ------ 82.05 36.10 9.85 32.14 100 299 AVERAGE

Mode	53	
	Band Edge - R	
	U-NII-2C_5.47-5.725_802.11ax HE80_CH122_Full RU_5610MHz	
ANT	5+7	
Pol.	Horizontal	Fundamental
Peak	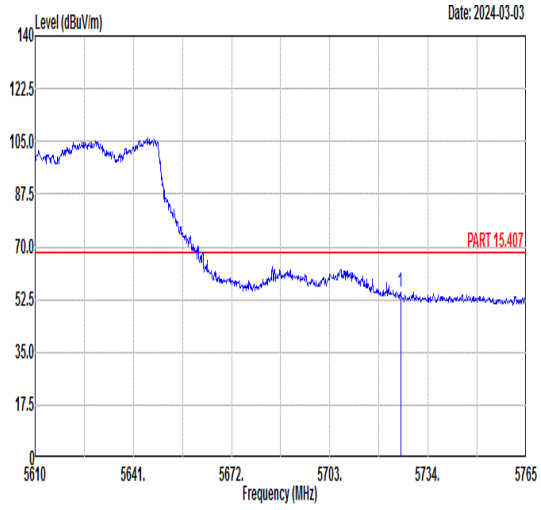 Freq Level Limit Line Margin Read Level Ant Factor Cable Loss Preamp Factor APos TPos Remark MHz dBuV/m dBuV/m dB dBuV dB/m dB dB cm deg 1 5725.32 54.89 68.30 -13.41 40.88 36.22 10.02 32.23 100 299 PEAK	Blank

Mode	53
	Band Edge - L
	U-NII-2C_5.47-5.725_802.11ax HE80_CH122_Full RU_5610MHz
ANT	5+7

Pol.	Vertical	Fundamental
Peak	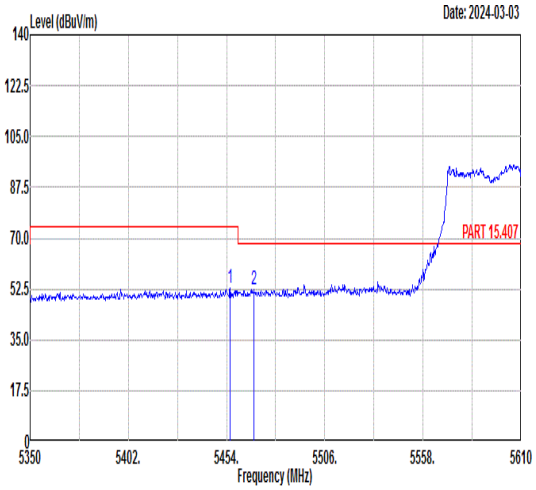 Freq Level Limit Line Margin Read Level Ant Factor Cable Loss Preamp Factor APos TPos Remark MHz dBuV/m dBuV/m dB dBuV dB/m dB dB cm deg 1 5455.82 52.69 74.00 -21.31 39.13 35.93 9.69 32.06 257 209 PEAK 2 5468.56 52.45 68.30 -15.85 38.88 35.92 9.69 32.04 257 209 PEAK	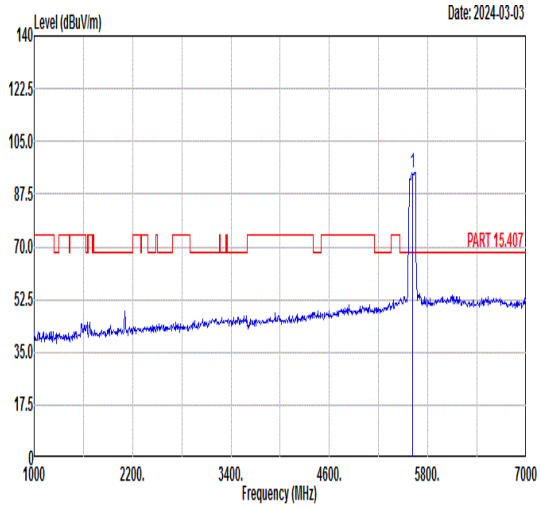 Freq Level Limit Line Margin Read Level Ant Factor Cable Loss Preamp Factor APos TPos Remark MHz dBuV/m dBuV/m dB dBuV dB/m dB dB cm deg 1 5610.00 94.73 ------ ------ 80.92 36.10 9.85 32.14 257 209 PEAK
Avg	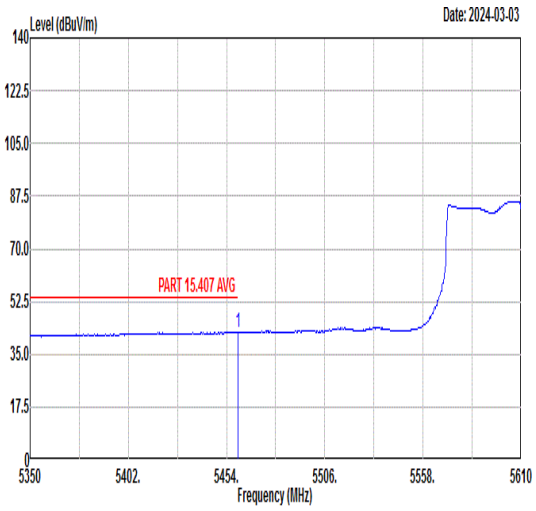 Freq Level Limit Line Margin Read Level Ant Factor Cable Loss Preamp Factor APos TPos Remark MHz dBuV/m dBuV/m dB dBuV dB/m dB dB cm deg 1 5459.98 42.44 54.00 -11.56 28.89 35.92 9.69 32.06 257 209 AVERAGE	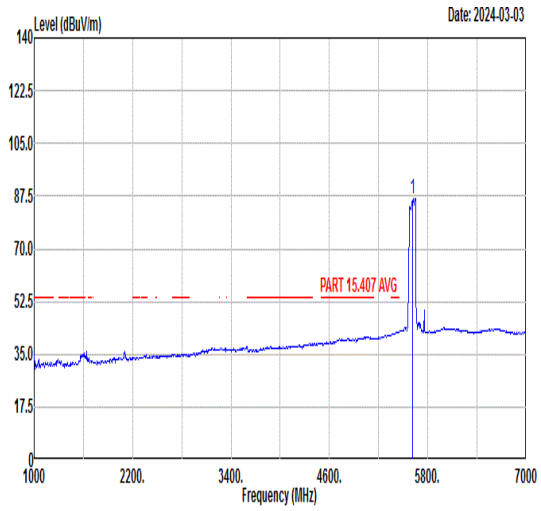 Freq Level Limit Line Margin Read Level Ant Factor Cable Loss Preamp Factor APos TPos Remark MHz dBuV/m dBuV/m dB dBuV dB/m dB dB cm deg 1 5610.00 86.55 ------ ------ 72.73 36.11 9.86 32.15 257 209 AVERAGE

Mode	53	
	Band Edge - R	
	U-NII-2C_5.47-5.725_802.11ax HE80_CH122_Full RU_5610MHz	
ANT	5+7	
Pol.	Vertical	Fundamental
Peak	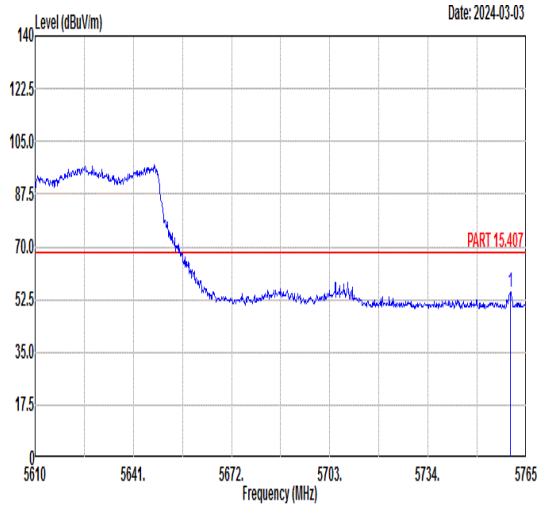 Freq Level Limit Line Margin Read Level Ant Factor Cable Loss Preamp Factor APos TPos Remark MHz dBuV/m dBuV/m dB dBuV dB/m dB dB cm deg 1 5759.89 54.77 68.30 -13.53 40.68 36.26 10.09 32.26 257 209 PEAK	Blank

Mode	54	
	Band Edge - L	
	U-NII-2A_5.25-5.35_802.11ax HE160_CH50_Full RU_5250MHz	
ANT	5+7	
Pol.	Horizontal	Fundamental
Peak	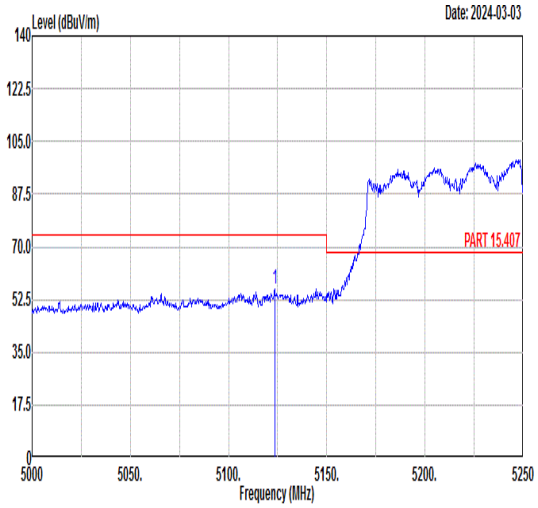 Limit Read Ant Cable Preamp APos TPos Freq Level Line Margin Level Factor Loss Factor Remark MHz dBuV/m dBuV/m dB dBuV dB/m dB dB cm deg 1 5123.50 56.20 74.00 -17.80 44.11 36.13 8.49 32.53 103 60 PEAK	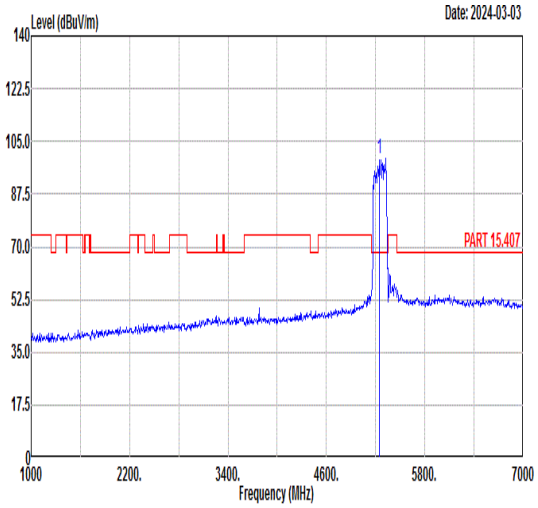 Limit Read Ant Cable Preamp APos TPos Freq Level Line Margin Level Factor Loss Factor Remark MHz dBuV/m dBuV/m dB dBuV dB/m dB dB cm deg 1 5250.00 99.23 ------ ------ 86.23 36.00 9.24 32.24 103 60 PEAK
Avg	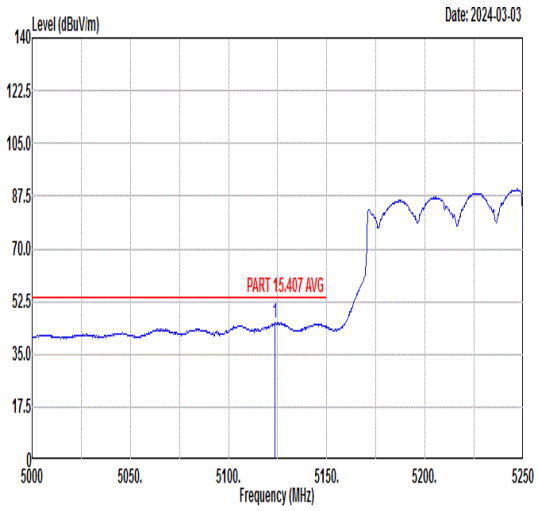 Limit Read Ant Cable Preamp APos TPos Freq Level Line Margin Level Factor Loss Factor Remark MHz dBuV/m dBuV/m dB dBuV dB/m dB dB cm deg 1 5123.50 45.61 54.00 -8.39 33.52 36.13 8.49 32.53 103 60 AVERAGE	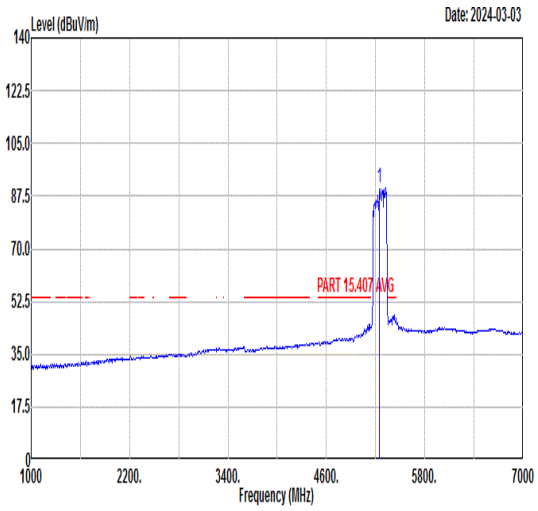 Limit Read Ant Cable Preamp APos TPos Freq Level Line Margin Level Factor Loss Factor Remark MHz dBuV/m dBuV/m dB dBuV dB/m dB dB cm deg 1 5250.00 90.30 ------ ------ 77.30 36.00 9.24 32.24 103 60 AVERAGE

Mode	54	
	Band Edge - R	
	U-NII-2A_5.25-5.35_802.11ax HE160_CH50_Full RU_5250MHz	
ANT	5+7	
Pol.	Horizontal	Fundamental
Peak	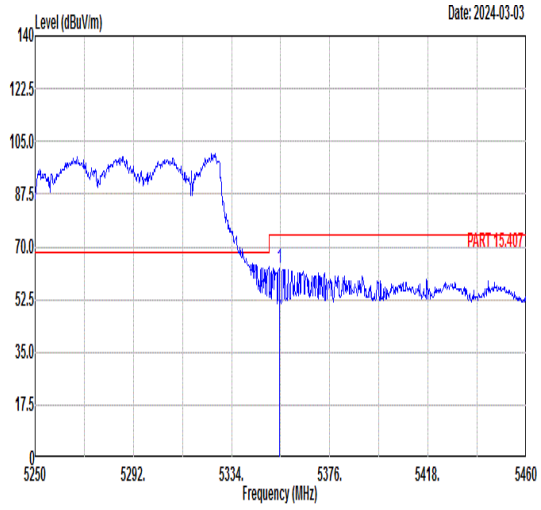 Freq Level Limit Line Margin Read Level Ant Factor Cable Loss Preamp Factor APos TPos Remark MHz dBuV/m dBuV/m dB dBuV dB/m dB dB cm deg 1 5354.37 62.81 74.00 -11.19 49.63 35.99 9.39 32.20 103 60 PEAK	Blank
Avg	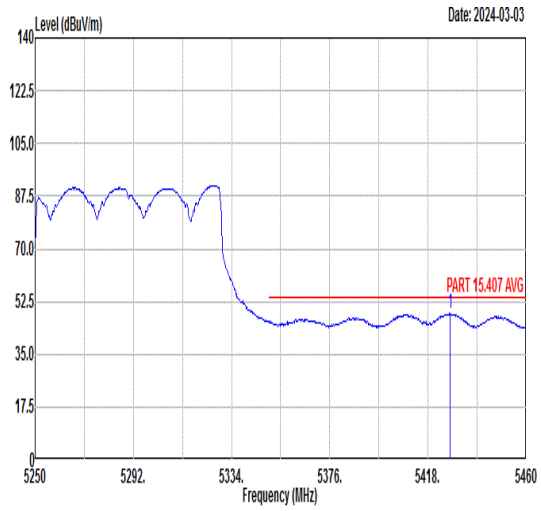 Freq Level Limit Line Margin Read Level Ant Factor Cable Loss Preamp Factor APos TPos Remark MHz dBuV/m dBuV/m dB dBuV dB/m dB dB cm deg 1 5427.45 48.43 54.00 -5.57 34.92 35.94 9.67 32.10 103 60 AVERAGE	Blank

Mode	54	
	Band Edge - L	
	U-NII-2A_5.25-5.35_802.11ax HE160_CH50_Full RU_5250MHz	
ANT	5+7	
Pol.	Vertical	Fundamental
Peak	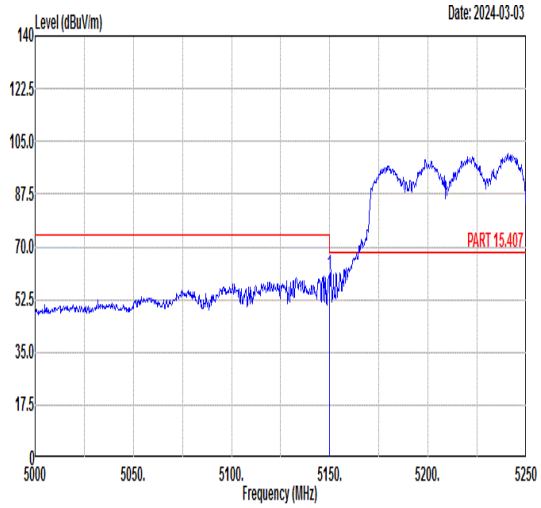 Freq Level Limit Line Margin Read Level Ant Factor Cable Loss Preamp Factor APos TPos Remark MHz dBuV/m dBuV/m dB dBuV dB/m dB dB cm deg 1 5149.75 60.67 74.00 -13.33 48.51 36.11 8.54 32.49 314 253 PEAK	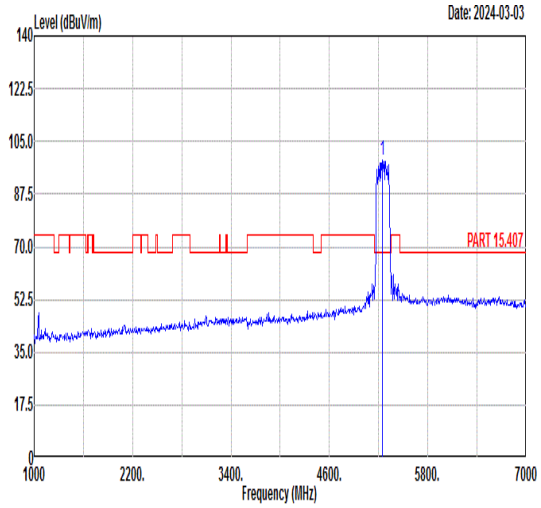 Freq Level Limit Line Margin Read Level Ant Factor Cable Loss Preamp Factor APos TPos Remark MHz dBuV/m dBuV/m dB dBuV dB/m dB dB cm deg 1 5250.00 98.69 ------ ------ 86.19 36.05 8.81 32.36 314 253 PEAK
Avg	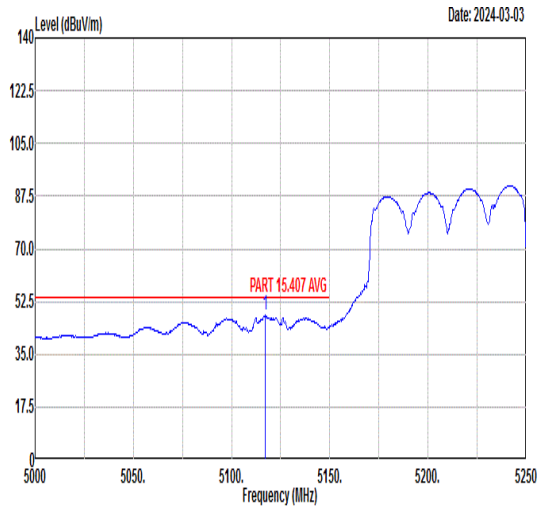 Freq Level Limit Line Margin Read Level Ant Factor Cable Loss Preamp Factor APos TPos Remark MHz dBuV/m dBuV/m dB dBuV dB/m dB dB cm deg 1 5117.25 48.04 54.00 -5.96 35.97 36.13 8.48 32.54 314 253 AVERAGE	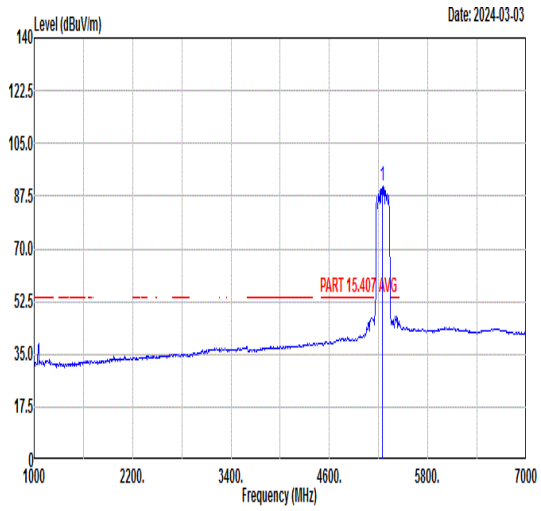 Freq Level Limit Line Margin Read Level Ant Factor Cable Loss Preamp Factor APos TPos Remark MHz dBuV/m dBuV/m dB dBuV dB/m dB dB cm deg 1 5250.00 90.72 ------ ------ 78.12 36.04 8.90 32.34 314 253 AVERAGE

Mode	54	
	Band Edge - R	
	U-NII-2A_5.25-5.35_802.11ax HE160_CH50_Full RU_5250MHz	
ANT	5+7	
Pol.	Vertical	Fundamental
Peak	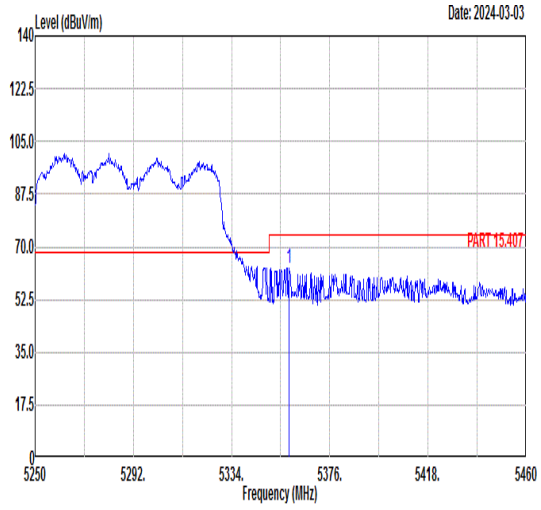 Freq Level Limit Line Margin Read Level Ant Factor Cable Loss Preamp Factor APos TPos Remark MHz dBuV/m dBuV/m dB dBuV dB/m dB dB cm deg 1 5358.57 62.78 74.00 -11.22 49.59 35.98 9.41 32.20 314 253 PEAK	Blank
Avg	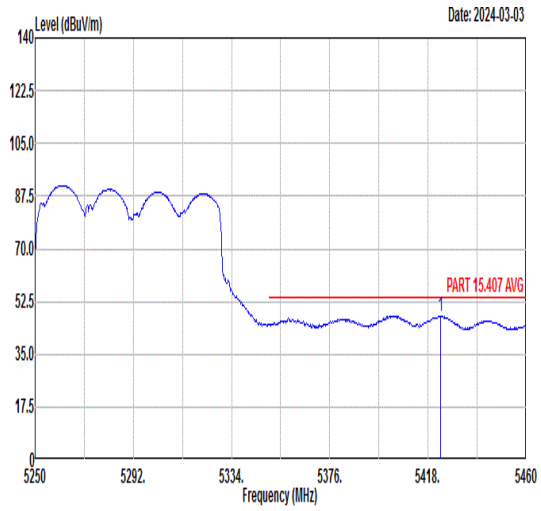 Freq Level Limit Line Margin Read Level Ant Factor Cable Loss Preamp Factor APos TPos Remark MHz dBuV/m dBuV/m dB dBuV dB/m dB dB cm deg 1 5423.25 47.64 54.00 -6.36 34.13 35.95 9.67 32.11 314 253 AVERAGE	Blank

Mode	54	
	Harmonic	
	U-NII-2A_5.25-5.35_802.11ax HE160_CH50_Full RU_5250MHz	
ANT	5+7	
Pol.	Horizontal	Vertical
Peak Avg	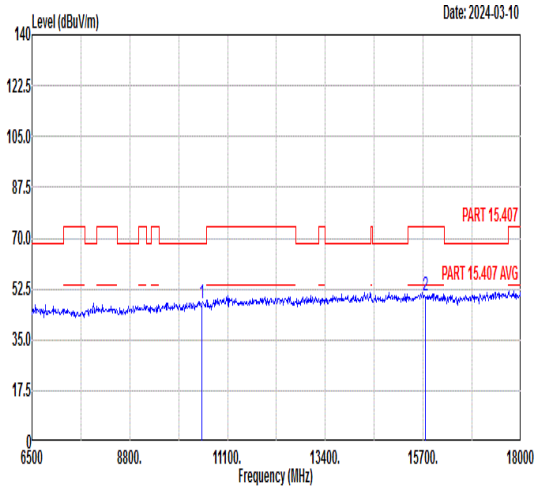 Freq Level Limit Line Margin Read Level Ant Factor Cable Loss Preamp Factor APos TPos Remark MHz dBuV/m dBuV/m dB dBuV dB/m dB dB cm deg 1 10500.00 47.72 68.30 -20.58 60.36 38.80 12.16 63.60 --- --- Peak 2 15750.00 49.93 74.00 -24.07 58.41 40.90 14.68 64.06 --- --- Peak	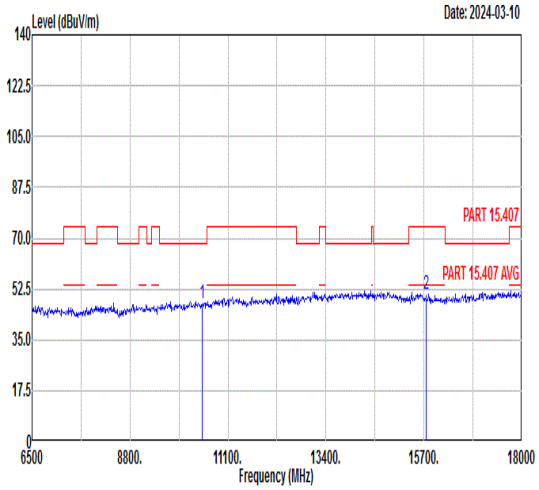 Freq Level Limit Line Margin Read Level Ant Factor Cable Loss Preamp Factor APos TPos Remark MHz dBuV/m dBuV/m dB dBuV dB/m dB dB cm deg 1 10500.00 47.69 68.30 -20.61 60.33 38.80 12.16 63.60 --- --- Peak 2 15750.00 50.52 74.00 -23.48 59.00 40.90 14.68 64.06 --- --- Peak

Mode	55
	Band Edge - L
	U-NII-2C_5.47-5.725_802.11ax HE160_CH114_Full RU_5570MHz
ANT	5+7

Pol.	Horizontal	Fundamental
Peak	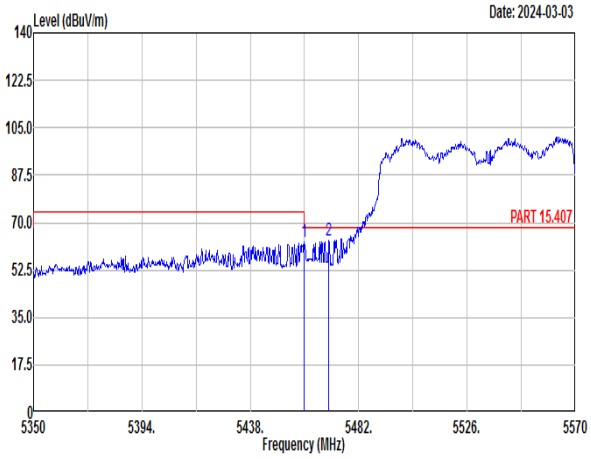 Freq Level Limit Line Over Limit Read Level Ant Factor Cable Loss Preamp Factor APos TPos Remark MHz dBuV/m dBuV/m dB dBuV dB/m dB dB cm deg 1 5459.90 62.62 74.00 -11.38 49.07 35.92 9.69 32.06 100 303 PEAK 2 5469.90 63.19 68.30 -5.11 49.62 35.92 9.69 32.04 100 303 PEAK	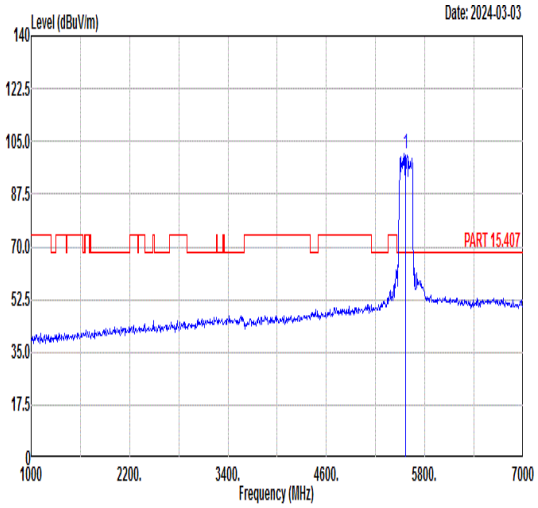 Freq Level Limit Line Margin Read Level Ant Factor Cable Loss Preamp Factor APos TPos Remark MHz dBuV/m dBuV/m dB dBuV dB/m dB dB cm deg 1 5570.00 101.14 ------ ------ 87.49 35.96 9.73 32.04 100 303 PEAK
Avg	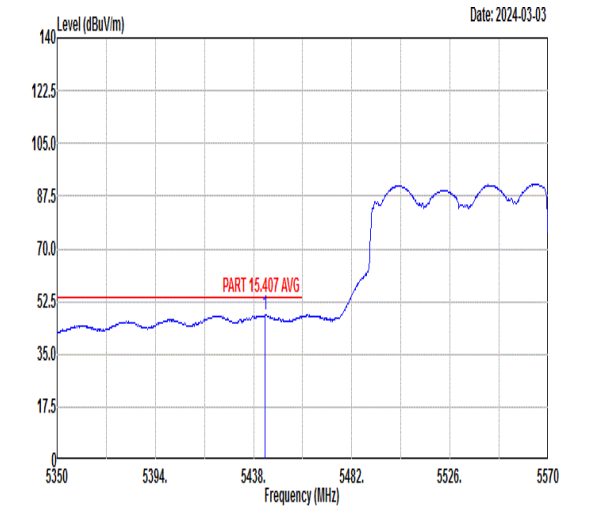 Freq Level Limit Line Margin Read Level Ant Factor Cable Loss Preamp Factor APos TPos Remark MHz dBuV/m dBuV/m dB dBuV dB/m dB dB cm deg 1 5443.28 48.12 54.00 -5.88 34.59 35.93 9.68 32.08 100 303 AVERAGE	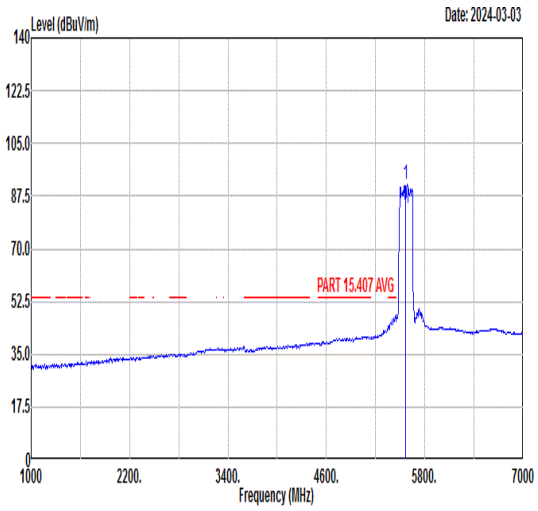 Freq Level Limit Line Margin Read Level Ant Factor Cable Loss Preamp Factor APos TPos Remark MHz dBuV/m dBuV/m dB dBuV dB/m dB dB cm deg 1 5570.00 91.50 ------ ------ 77.81 36.02 9.75 32.08 100 303 AVERAGE

Mode	55	
	Band Edge - R	
	U-NII-2C_5.47-5.725_802.11ax HE160_CH114_Full RU_5570MHz	
ANT	5+7	
Pol.	Horizontal	Fundamental
Peak	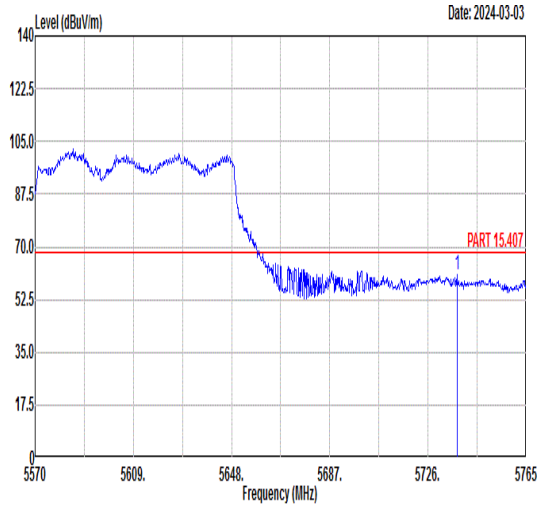 Freq Level Limit Line Margin Read Level Ant Factor Cable Loss Preamp Factor APos TPos Remark MHz dBuV/m dBuV/m dB dBuV dB/m dB dB cm deg 1 5737.51 60.67 68.30 -7.63 46.64 36.23 10.04 32.24 100 303 PEAK	Blank

Mode	55	
	Band Edge - L	
	U-NII-2C_5.47-5.725_802.11ax HE160_CH114_Full RU_5570MHz	
ANT	5+7	
Pol.	Vertical	Fundamental
Peak	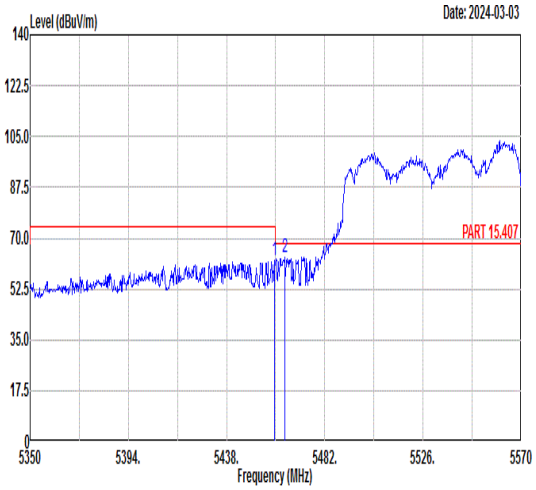 Freq Level Limit Line Margin Read Level Ant Factor Cable Loss Preamp Factor APos TPos Remark MHz dBuV/m dBuV/m dB dBuV dB/m dB dB cm deg 1 5459.34 62.09 74.00 -11.91 48.54 35.92 9.69 32.06 346 257 PEAK 2 5464.18 63.37 68.30 -4.93 49.81 35.92 9.69 32.05 346 257 PEAK	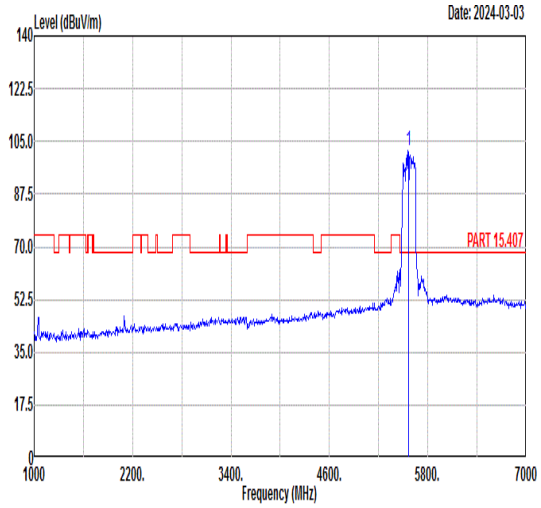 Freq Level Limit Line Margin Read Level Ant Factor Cable Loss Preamp Factor APos TPos Remark MHz dBuV/m dBuV/m dB dBuV dB/m dB dB cm deg 1 5570.00 102.22 ------ ------ 88.56 35.98 9.74 32.06 346 257 PEAK
Avg	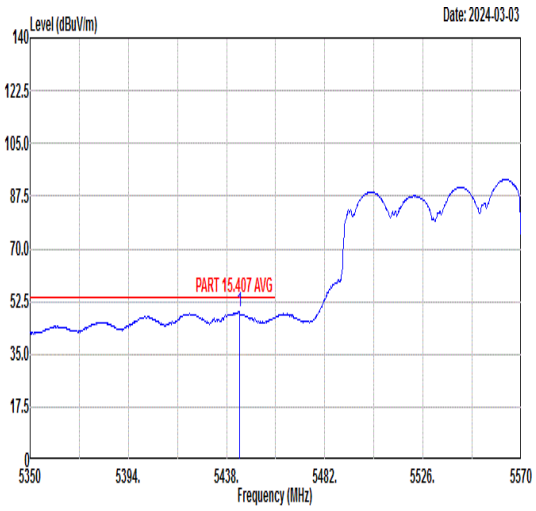 Freq Level Limit Line Margin Read Level Ant Factor Cable Loss Preamp Factor APos TPos Remark MHz dBuV/m dBuV/m dB dBuV dB/m dB dB cm deg 1 5443.72 49.21 54.00 -4.79 35.68 35.93 9.68 32.08 346 257 AVERAGE	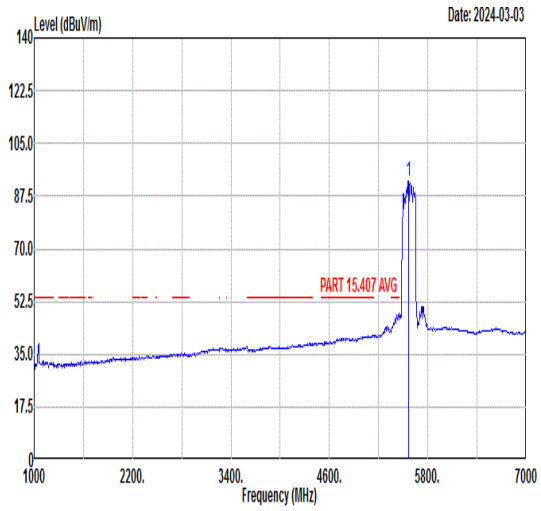 Freq Level Limit Line Margin Read Level Ant Factor Cable Loss Preamp Factor APos TPos Remark MHz dBuV/m dBuV/m dB dBuV dB/m dB dB cm deg 1 5570.00 92.61 ------ ------ 78.95 35.99 9.74 32.07 346 257 AVERAGE

Mode	55	
	Band Edge - R	
	U-NII-2C_5.47-5.725_802.11ax HE160_CH114_Full RU_5570MHz	
ANT	5+7	
Pol.	Vertical	Fundamental
Peak	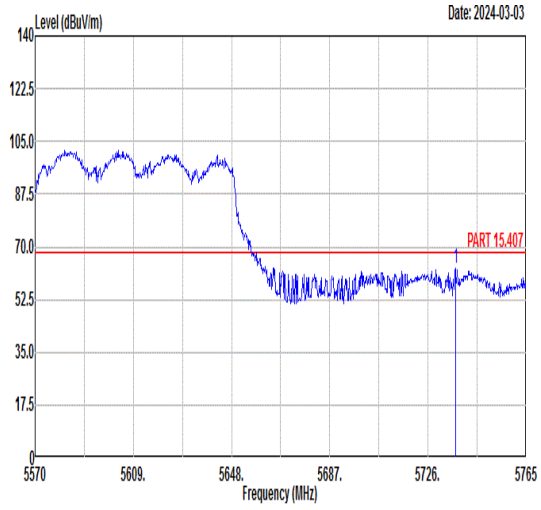 Freq Level Limit Line Margin Read Level Ant Factor Cable Loss Preamp Factor APos TPos Remark MHz dBuV/m dBuV/m dB dBuV dB/m dB dB cm deg 1 5736.92 62.75 68.30 -5.55 48.72 36.23 10.04 32.24 346 257 PEAK	Blank

Mode	55	
	Harmonic	
	U-NII-2C_5.47-5.725_802.11ax HE160_CH114_Full RU_5570MHz	
ANT	5+7	
Pol.	Horizontal	Vertical
Peak Avg	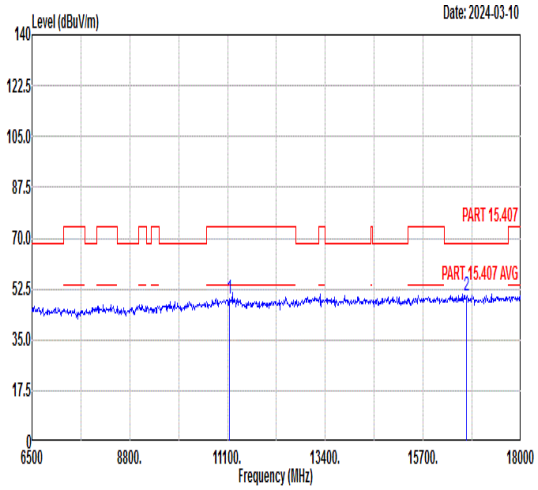 Freq Level Limit Line Margin Read Level Ant Factor Cable Loss Preamp Factor APos TPos Remark MHz dBuV/m dBuV/m dB dBuV dB/m dB dB cm deg 1 11140.00 48.91 74.00 -25.09 60.66 39.06 12.62 63.43 --- --- Peak 2 16710.00 50.29 68.30 -18.01 58.40 41.45 15.32 64.88 --- --- Peak	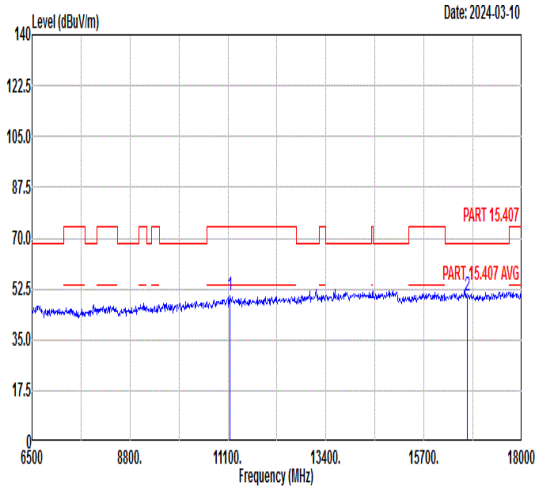 Freq Level Limit Line Margin Read Level Ant Factor Cable Loss Preamp Factor APos TPos Remark MHz dBuV/m dBuV/m dB dBuV dB/m dB dB cm deg 1 11140.00 50.03 74.00 -23.97 61.78 39.06 12.62 63.43 --- --- Peak 2 16710.00 50.31 68.30 -17.99 58.42 41.45 15.32 64.88 --- --- Peak

Mode	56	
	Band Edge	
	Straddle channels_5.47-5.85_802.11ax HE20_CH144_Full RU_5720MHz	
ANT	5+7	
Pol.	Horizontal	Fundamental
Peak	Blank	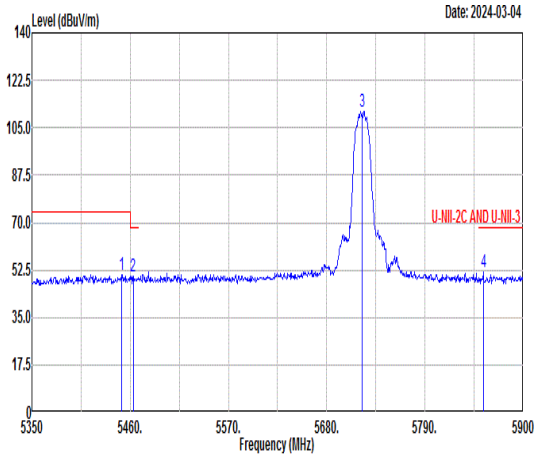 Freq Level Limit Line Margin Read Level Ant Factor Cable Loss Preamp Factor APos TPos Remark MHz dBuV/m dBuV/m dB dBuV dB/m dB dB cm deg 1 5450.65 50.79 74.00 -23.21 37.79 35.93 9.68 32.61 100 58 Peak 2 5463.30 50.04 68.30 -18.26 37.04 35.92 9.69 32.61 100 58 Peak 3 5720.00 110.88 ------ ------ 97.35 36.21 10.01 32.69 100 58 Peak 4 5855.45 51.65 68.30 -16.65 37.70 36.40 10.29 32.74 100 58 Peak
Avg	Blank	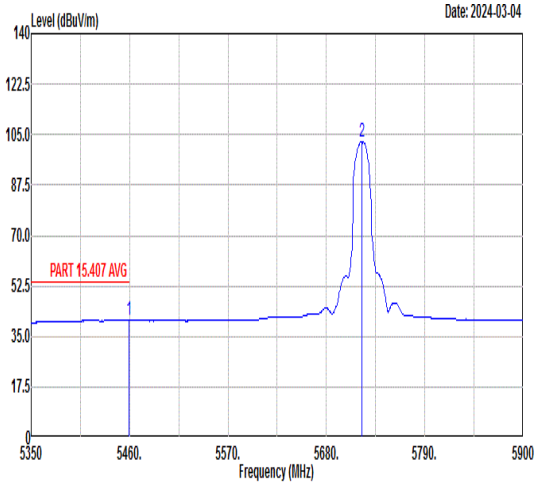 Freq Level Limit Line Margin Read Level Ant Factor Cable Loss Preamp Factor APos TPos Remark MHz dBuV/m dBuV/m dB dBuV dB/m dB dB cm deg 1 5459.45 40.65 54.00 -13.35 27.65 35.92 9.69 32.61 100 58 Average 2 5720.00 102.55 ------ ------ 89.02 36.21 10.01 32.69 100 58 Average

Mode	56	
	Band Edge	
	Straddle channels_5.47-5.85_802.11ax HE20_CH144_Full RU_5720MHz	
ANT	5+7	
Pol.	Vertical	Fundamental
Peak	Blank	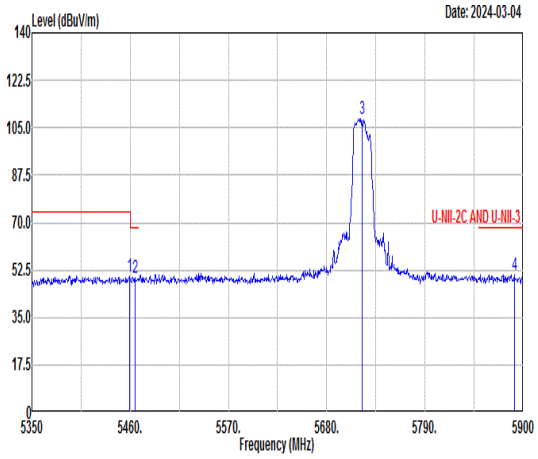 Freq Level Limit Line Margin Read Level Ant Factor Cable Loss Preamp Factor APos TPos Remark MHz dBuV/m dBuV/m dB dBuV dB/m dB dB cm deg 1 5458.90 50.44 74.00 -23.56 37.44 35.92 9.69 32.61 352 254 Peak 2 5465.50 49.61 68.30 -18.69 36.61 35.92 9.69 32.61 352 254 Peak 3 5720.00 108.36 68.30 40.06 94.83 36.21 10.01 32.69 352 254 Peak 4 5890.10 50.89 68.30 -17.41 36.83 36.45 10.37 32.76 352 254 Peak
Avg	Blank	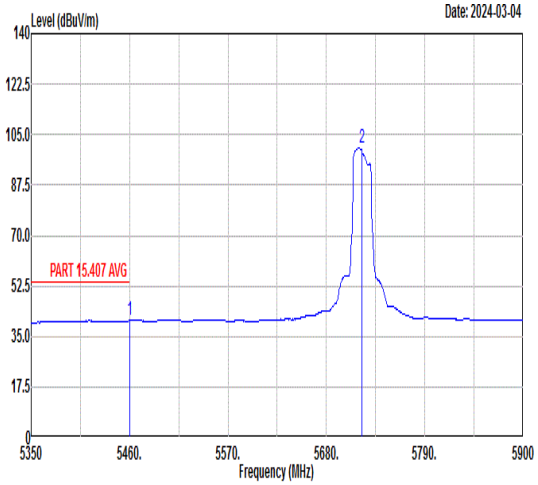 Freq Level Limit Line Margin Read Level Ant Factor Cable Loss Preamp Factor APos TPos Remark MHz dBuV/m dBuV/m dB dBuV dB/m dB dB cm deg 1 5460.00 40.44 54.00 -13.56 27.44 35.92 9.69 32.61 352 254 Average 2 5720.00 100.21 68.30 31.91 86.68 36.21 10.01 32.69 352 254 Average

Mode	56	
	Harmonic	
	Straddle channels_5.47-5.85_802.11ax HE20_CH144_Full RU_5720MHz	
ANT	5+7	
Pol.	Horizontal	Vertical
Peak Avg	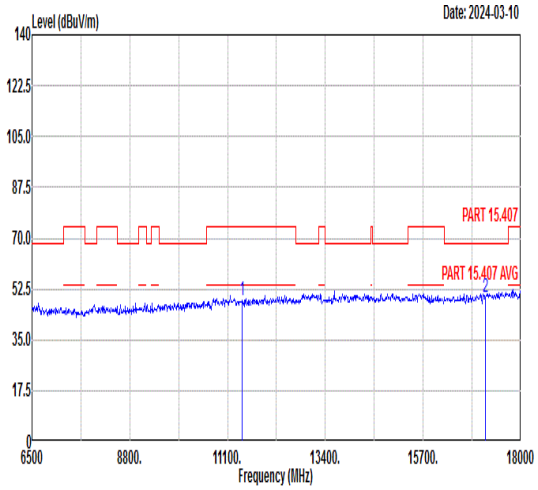 Freq Level Limit Line Margin Read Level Ant Factor Cable Loss Preamp Factor APos TPos Remark MHz dBuV/m dBuV/m dB dBuV dB/m dB dB cm deg 1 11440.00 48.48 74.00 -25.52 59.90 39.18 12.84 63.44 --- --- Peak 2 17160.00 49.56 68.30 -18.74 57.38 41.78 15.66 65.26 --- --- Peak	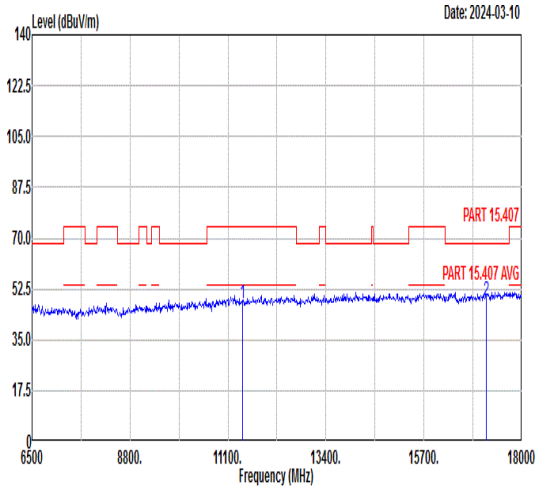 Freq Level Limit Line Margin Read Level Ant Factor Cable Loss Preamp Factor APos TPos Remark MHz dBuV/m dBuV/m dB dBuV dB/m dB dB cm deg 1 11440.00 47.56 74.00 -26.44 58.98 39.18 12.84 63.44 --- --- Peak 2 17160.00 48.77 68.30 -19.53 56.59 41.78 15.66 65.26 --- --- Peak

Mode	57	
	Band Edge	
	Straddle channels_5.47-5.85_802.11ax HE40_CH142_Full RU_5710MHz	
ANT	5+7	
Pol.	Horizontal	Fundamental
Peak	Blank	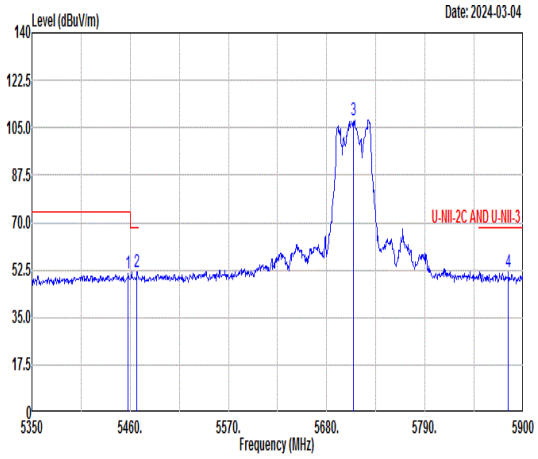 Freq Level Limit Line Margin Read Level Ant Factor Cable Loss Preamp Factor APos TPos Remark MHz dBuV/m dBuV/m dB dBuV dB/m dB dB cm deg 1 5457.80 51.02 74.00 -22.98 38.01 35.93 9.69 32.61 100 59 Peak 2 5467.70 51.86 68.30 -16.44 38.86 35.92 9.69 32.61 100 59 Peak 3 5710.00 108.03 ------ ------ 94.53 36.19 9.99 32.68 100 59 Peak 4 5883.50 51.81 68.30 -16.49 37.77 36.44 10.35 32.75 100 59 Peak
Avg	Blank	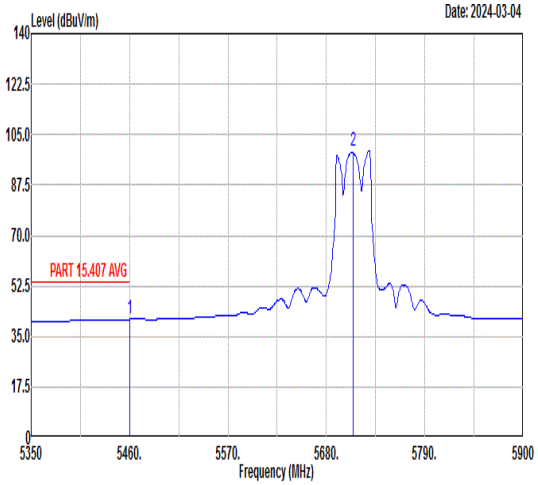 Freq Level Limit Line Margin Read Level Ant Factor Cable Loss Preamp Factor APos TPos Remark MHz dBuV/m dBuV/m dB dBuV dB/m dB dB cm deg 1 5460.00 40.99 54.00 -13.01 27.99 35.92 9.69 32.61 100 59 Average 2 5710.00 99.47 ------ ------ 85.97 36.19 9.99 32.68 100 59 Average

Mode	57	
	Band Edge	
	Straddle channels_5.47-5.85_802.11ax HE40_CH142_Full RU_5710MHz	
ANT	5+7	
Pol.	Vertical	Fundamental
Peak	Blank	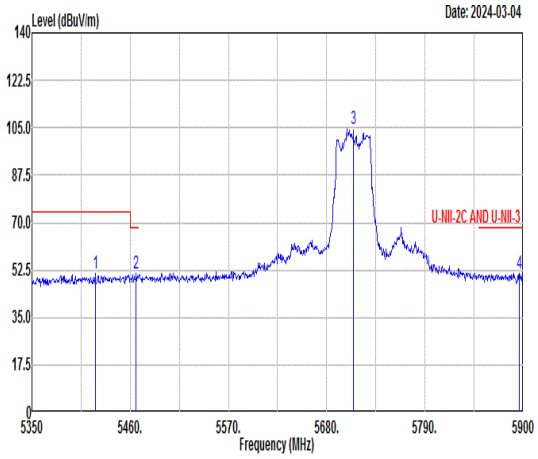 Freq Level Limit Line Margin Read Level Ant Factor Cable Loss Preamp Factor APos TPos Remark MHz dBuV/m dBuV/m dB dBuV dB/m dB dB cm deg 1 5420.95 51.10 74.00 -22.90 38.10 35.95 9.67 32.62 339 259 Peak 2 5466.60 51.04 68.30 -17.26 38.04 35.92 9.69 32.61 339 259 Peak 3 5710.00 104.35 ------ ------ 90.85 36.19 9.99 32.68 339 259 Peak 4 5895.60 51.41 68.30 -16.89 37.34 36.45 10.38 32.76 339 259 Peak
Avg	Blank	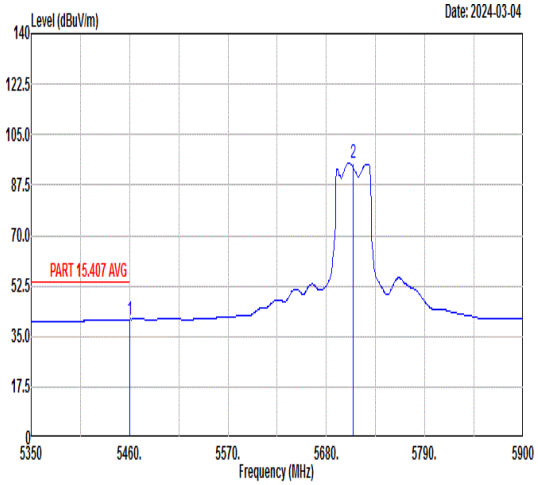 Freq Level Limit Line Margin Read Level Ant Factor Cable Loss Preamp Factor APos TPos Remark MHz dBuV/m dBuV/m dB dBuV dB/m dB dB cm deg 1 5460.00 40.91 54.00 -13.09 27.91 35.92 9.69 32.61 339 259 Average 2 5710.00 95.09 ------ ------ 81.59 36.19 9.99 32.68 339 259 Average

Mode	58	
	Band Edge	
	Straddle channels_5.47-5.85_802.11ax HE80_CH138_Full RU_5690MHz	
ANT	5+7	
Pol.	Horizontal	Fundamental
Peak	Blank	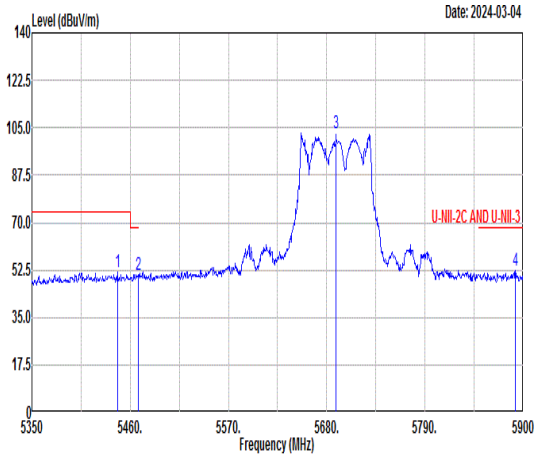 Freq Level Limit Line Margin Read Level Ant Factor Cable Loss Preamp Factor APos TPos Remark MHz dBuV/m dBuV/m dB dBuV dB/m dB dB cm deg 1 5445.70 51.66 74.00 -22.34 38.66 35.93 9.68 32.61 100 50 Peak 2 5469.35 50.87 68.30 -17.43 37.87 35.92 9.69 32.61 100 50 Peak 3 5690.00 102.82 ------ ------ 89.38 36.17 9.95 32.68 100 50 Peak 4 5891.20 52.11 68.30 -16.19 38.05 36.45 10.37 32.76 100 50 Peak
Avg	Blank	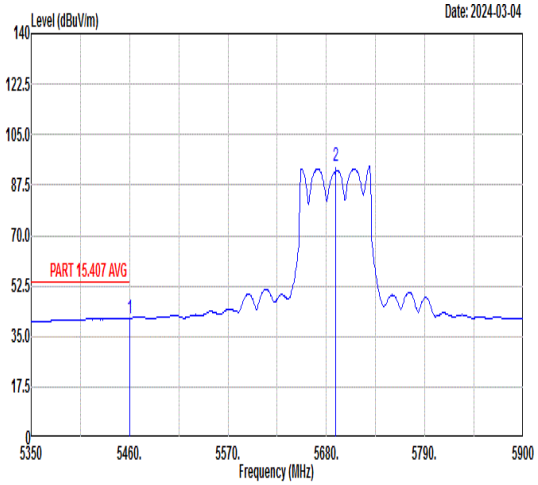 Freq Level Limit Line Margin Read Level Ant Factor Cable Loss Preamp Factor APos TPos Remark MHz dBuV/m dBuV/m dB dBuV dB/m dB dB cm deg 1 5460.00 41.39 54.00 -12.61 28.39 35.92 9.69 32.61 100 50 Average 2 5690.00 93.90 ------ ------ 80.46 36.17 9.95 32.68 100 50 Average

Mode	58	
	Band Edge	
	Straddle channels_5.47-5.85_802.11ax HE80_CH138_Full RU_5690MHz	
ANT	5+7	
Pol.	Vertical	Fundamental
Peak	Blank	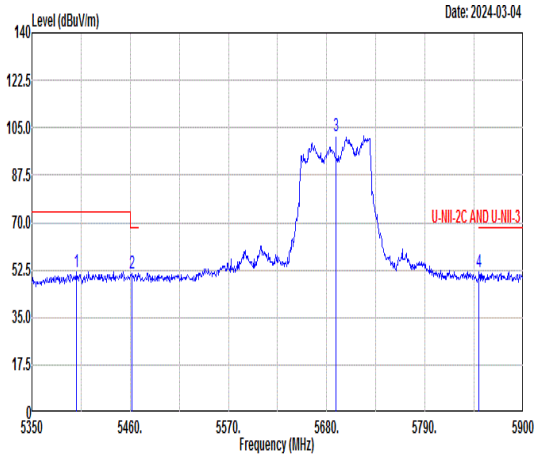 Freq Level Limit Line Margin Read Level Ant Factor Cable Loss Preamp Factor APos TPos Remark MHz dBuV/m dBuV/m dB dBuV dB/m dB dB cm deg 1 5400.05 51.93 74.00 -22.07 38.97 35.96 9.62 32.62 346 258 Peak 2 5462.20 51.43 68.30 -16.87 38.43 35.92 9.69 32.61 346 258 Peak 3 5690.00 101.70 ------ ------ 88.26 36.17 9.95 32.68 346 258 Peak 4 5850.50 51.69 68.30 -16.61 37.76 36.39 10.28 32.74 346 258 Peak
Avg	Blank	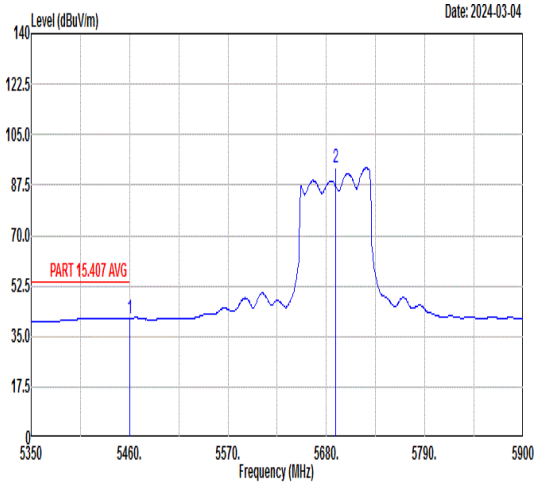 Freq Level Limit Line Margin Read Level Ant Factor Cable Loss Preamp Factor APos TPos Remark MHz dBuV/m dBuV/m dB dBuV dB/m dB dB cm deg 1 5460.00 41.41 54.00 -12.59 28.41 35.92 9.69 32.61 346 258 Average 2 5690.00 93.37 ------ ------ 79.93 36.17 9.95 32.68 346 258 Average

Mode	59	
	Band Edge	
	U-NII-1_5.15-5.25_802.11ax HE20_CH36_Partial RU 106/53_5180MHz	
ANT	5+7	
Pol.	Horizontal	Fundamental
Peak	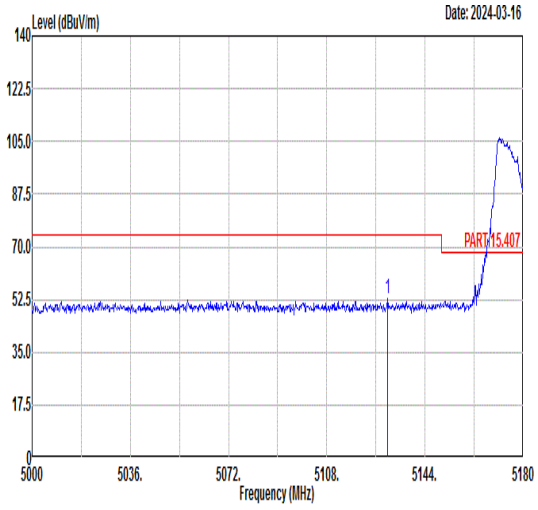 Freq Level Limit Line Margin (dB) Read Level Ant Factor Cable Loss Preamp Factor APos TPos Remark 1 5130.32 52.71 74.00 -21.29 40.61 36.12 8.50 32.52 100 306 PEAK	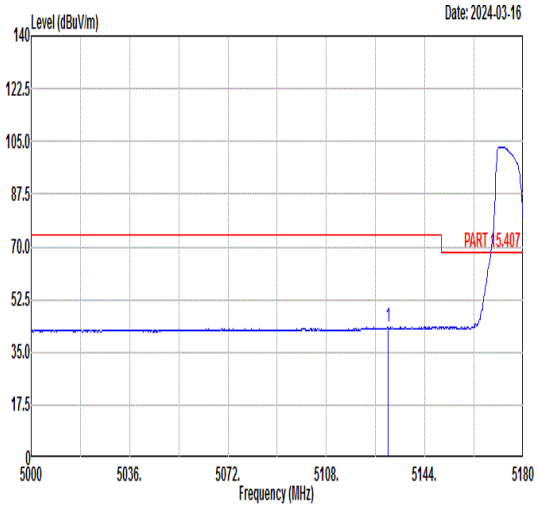 Freq Level Limit Line Margin (dB) Read Level Ant Factor Cable Loss Preamp Factor APos TPos Remark 1 5130.50 43.30 74.00 -30.70 31.20 36.12 8.50 32.52 399 267 PEAK
Avg	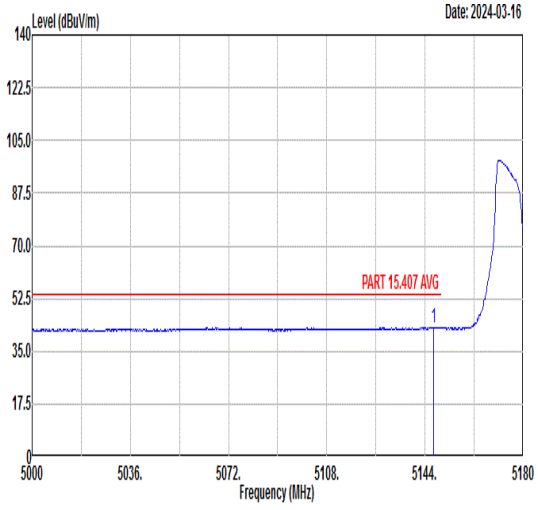 Freq Level Limit Line Margin (dB) Read Level Ant Factor Cable Loss Preamp Factor APos TPos Remark 1 5147.06 43.01 54.00 -10.99 30.86 36.11 8.53 32.49 100 306 AVERAGE	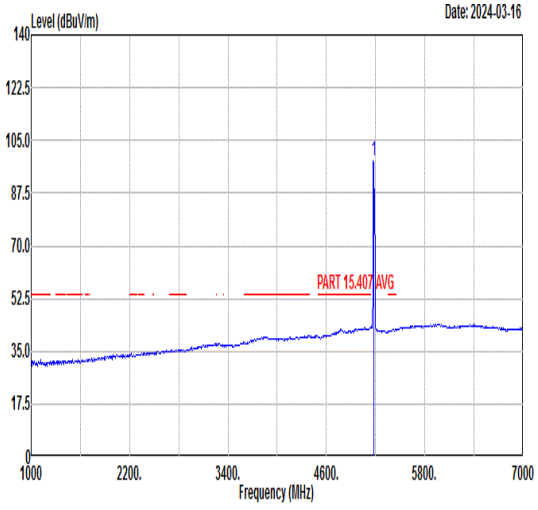 Freq Level Limit Line Margin (dB) Read Level Ant Factor Cable Loss Preamp Factor APos TPos Remark 1 5180.00 98.48 ------ ------ 86.27 36.10 8.57 32.46 100 306 AVERAGE