



## **PHOTOS EXHIBIT**

**Report Number. :** R13548896-EP1

**Applicant :** Samsung Electronics Co., Ltd.  
129 Samsung-Ro, Yeongtong-Gu,  
Suwon-Si, Gyeonggi-Do, 16677, Korea

**Model :** SM-M127F and SM-M127F/DS

**FCC ID :** A3LSMM127F

**EUT Description :** GSM/WCDMA/LTE Phone with BT/BLE and DTS b/g/n

**Test Standard(s) :** FCC 47 CFR PART 15 SUBPART C

**Date Of Issue:**

2020-11-30

**Prepared by:**

UL LLC

12 Laboratory Dr.

Research Triangle Park, NC 27709 U.S.A.

TEL: (919) 549-1400



## REPORT REVISION HISTORY

Rev.	Issue Date	Revisions	Revised By
V1	2020-11-30	Initial Issue	Cristian Melara

## TABLE OF CONTENTS

REPORT REVISION HISTORY .....	2
TABLE OF CONTENTS .....	3
1. SETUP DIAGRAM.....	4
2. SETUP PHOTOS.....	6

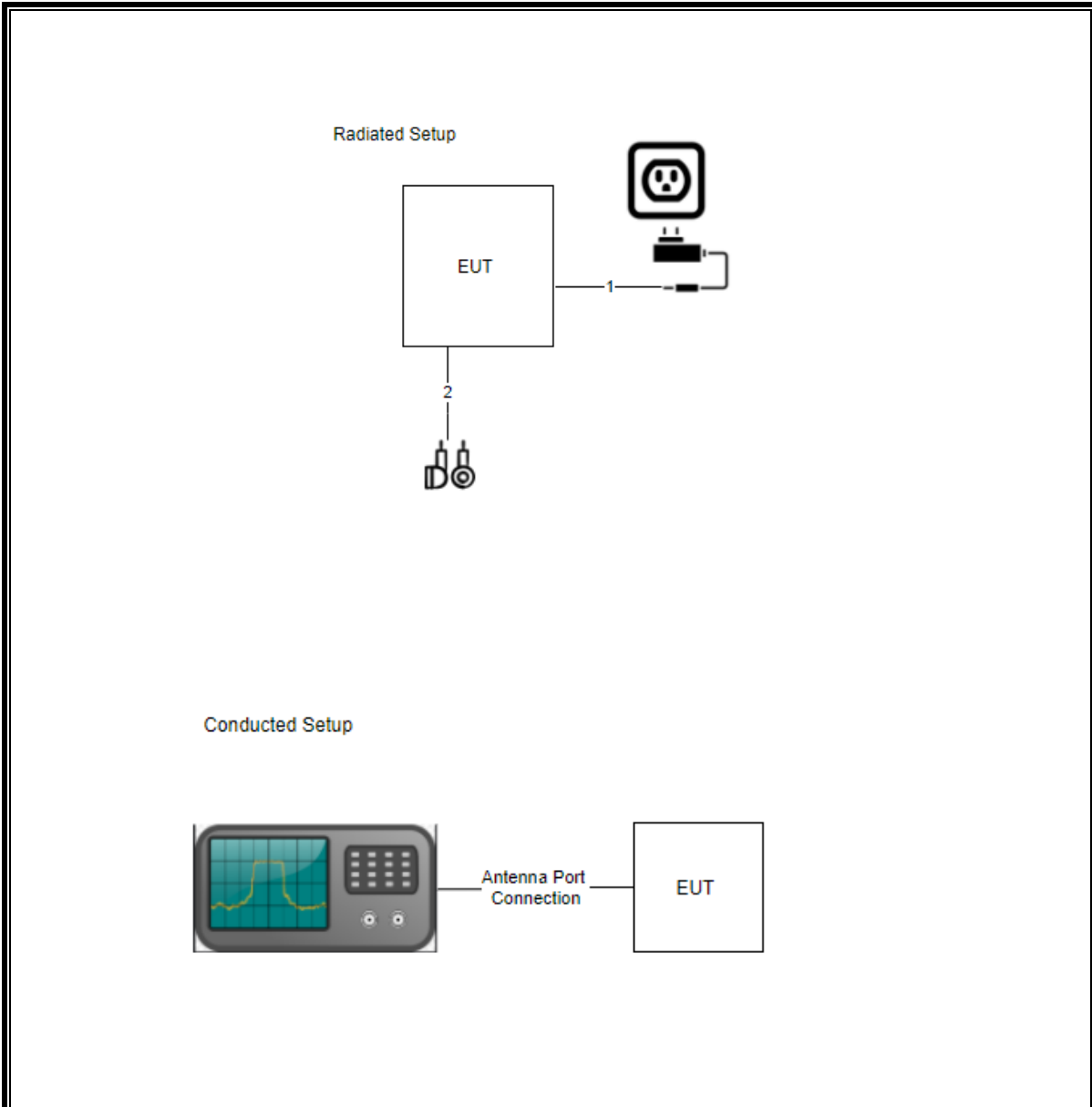
## 1. SETUP DIAGRAM

### SUPPORT EQUIPMENT

Support Equipment List				
Description	Manufacturer	Model	Serial Number	FCC ID
Charging Adapter	Samsung	EP-TA200	R37M3FV0M01DK3	NA
Earbuds	NA	NS	NA	NA

### I/O CABLES


I/O Cable List						
Cable No.	Port	# of Identical Ports	Connector Type	Cable Type	Cable Length (m)	Remarks
1	USB-C	1	USB C	USB	<3m	Goes to PS
2	Auxiliary	1	Auxiliary	Auxiliary	<3m	Goes to earbuds



## 2. SETUP PHOTOS


### CONDUCTED RF MEASUREMENT SETUP

CONDUCTED PHOTO





**RADIATED RF MEASUREMENT SETUP**

RADIATED PHOTO (<30MHz)







RADIATED PHOTO (<1GHz)








RADIATED PHOTO (<1GHz)



RADIATED PHOTO (>1GHz)



### X-ORIENTATION

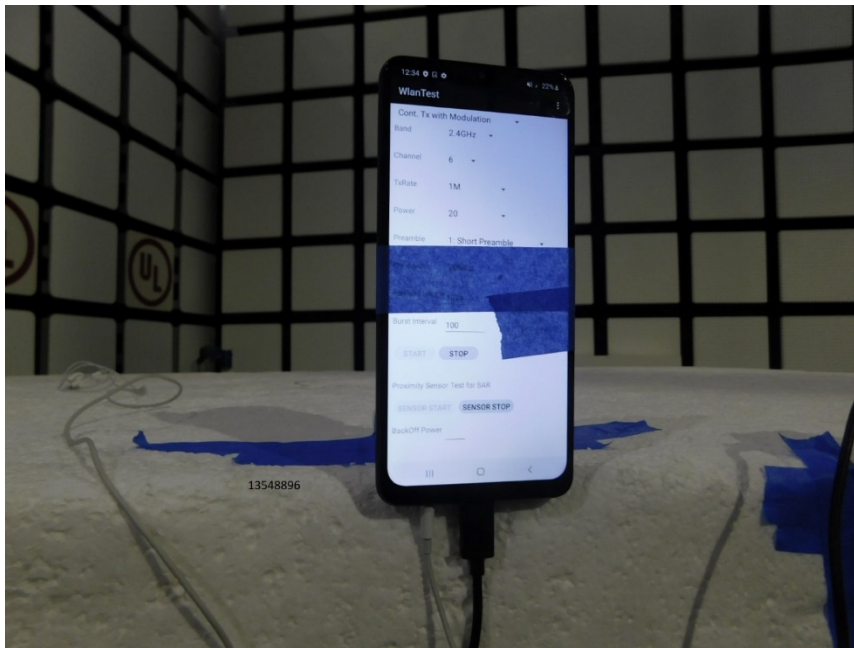


### Y-ORIENTATION







## Z-ORIENTATION



**AC LINE CONDUCTED SETUP**

AC LINE CONDUCTED PHOTO



## END OF PHOTOS EXHIBIT