

## GSM850 2 slots ANT1

Frequency: 836.6 MHz; Duty Cycle: 1:4.00037; Room Ambient Temperature: 24.0°C; Liquid Temperature: 23.0°C  
Medium parameters used (interpolated):  $f = 836.6$  MHz;  $\sigma = 0.934$  S/m;  $\epsilon_r = 41.161$ ;  $\rho = 1000$  kg/m<sup>3</sup>

Dasy Configuration:

- Area Scan Setting: Find Secondary Maximum within 2.0 dB and with a peak SAR value greater than 0.0012 W/kg
- Electronics: DAE4 Sn1380; Calibrated: 8/11/2021
- Probe: EX3DV4 - SN3686; ConvF(9.2, 9.2, 9.2) @ 836.6 MHz; Calibrated: 1/18/2022
- Sensor-Surface: 1.4mm (Mechanical Surface Detection)
- Phantom: Twin-SAM V5.0 (30deg probe tilt); Type: QD 000 P40 CD; Serial: xxxx

**RHS/Touch\_GPRS 2 slots\_ch 190/Area Scan (10x14x1):** Measurement grid: dx=15mm, dy=15mm

[Info: Interpolated medium parameters used for SAR evaluation.](#)

Maximum value of SAR (measured) = 0.279 W/kg

**RHS/Touch\_GPRS 2 slots\_ch 190/Zoom Scan (5x5x7)/Cube 0:** Measurement grid: dx=8mm, dy=8mm, dz=5mm

Reference Value = 16.88 V/m; Power Drift = -0.05 dB

Peak SAR (extrapolated) = 0.315 W/kg

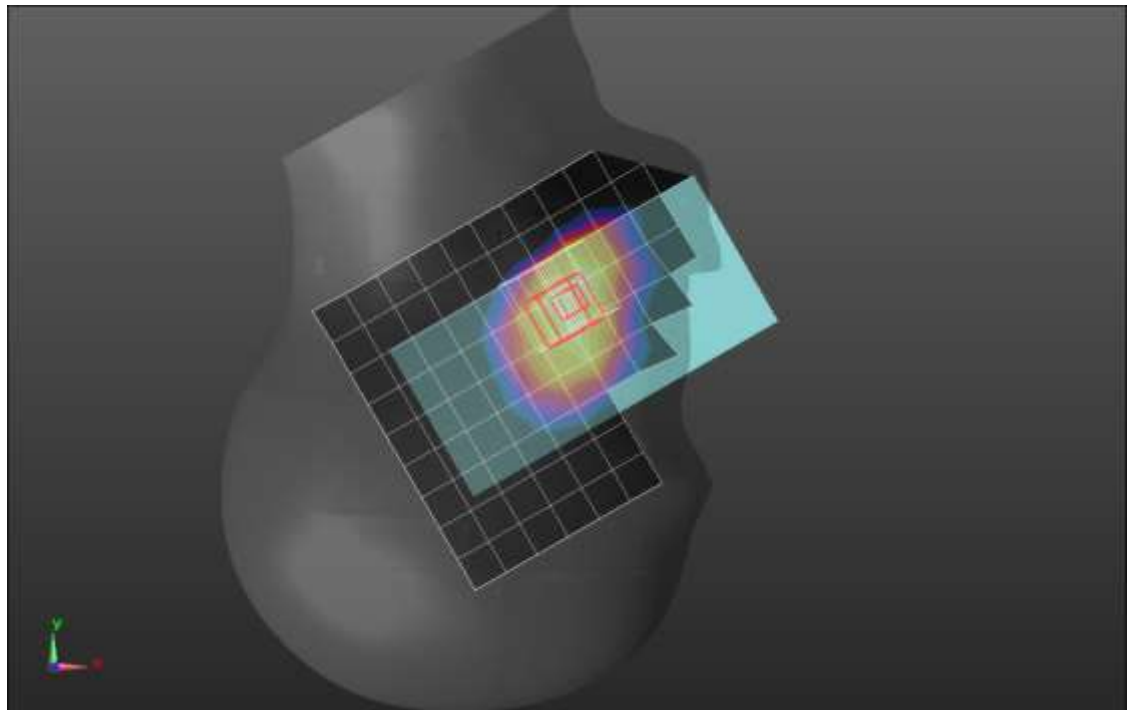
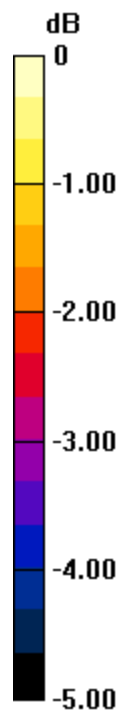
**SAR(1 g) = 0.243 W/kg; SAR(10 g) = 0.186 W/kg**

Smallest distance from peaks to all points 3 dB below: Larger than measurement grid (> 16 mm)

Ratio of SAR at M2 to SAR at M1 = 77.7%

[Info: Interpolated medium parameters used for SAR evaluation.](#)

Maximum value of SAR (measured) = 0.290 W/kg



0 dB = 0.290 W/kg = -5.38 dBW/kg

## GSM850 2 slots ANT1

Frequency: 836.6 MHz; Duty Cycle: 1:4.00037; Room Ambient Temperature: 24.0°C; Liquid Temperature: 23.0°C  
Medium parameters used (interpolated):  $f = 836.6$  MHz;  $\sigma = 0.913$  S/m;  $\epsilon_r = 40.072$ ;  $\rho = 1000$  kg/m<sup>3</sup>

Dasy Configuration:

- Area Scan Setting: Find Secondary Maximum within 2.0 dB and with a peak SAR value greater than 0.0012 W/kg
- Electronics: DAE4 Sn1548; Calibrated: 2/23/2022
- Probe: EX3DV4 - SN7482; ConvF(9.01, 9.01, 9.01); Calibrated: 4/26/2022;
- Sensor-Surface: 1.4mm (Mechanical Surface Detection)
- Phantom: SAM with CRP; Type: SAM; Serial: 1751

**Rear/GPRS 2 slots\_ch 190/Area Scan (7x14x1):** Measurement grid: dx=15mm, dy=15mm

[Info: Interpolated medium parameters used for SAR evaluation.](#)

Maximum value of SAR (measured) = 0.648 W/kg

**Rear/GPRS 2 slots\_ch 190/Zoom Scan (7x7x7)/Cube 0:** Measurement grid: dx=8mm, dy=8mm, dz=5mm

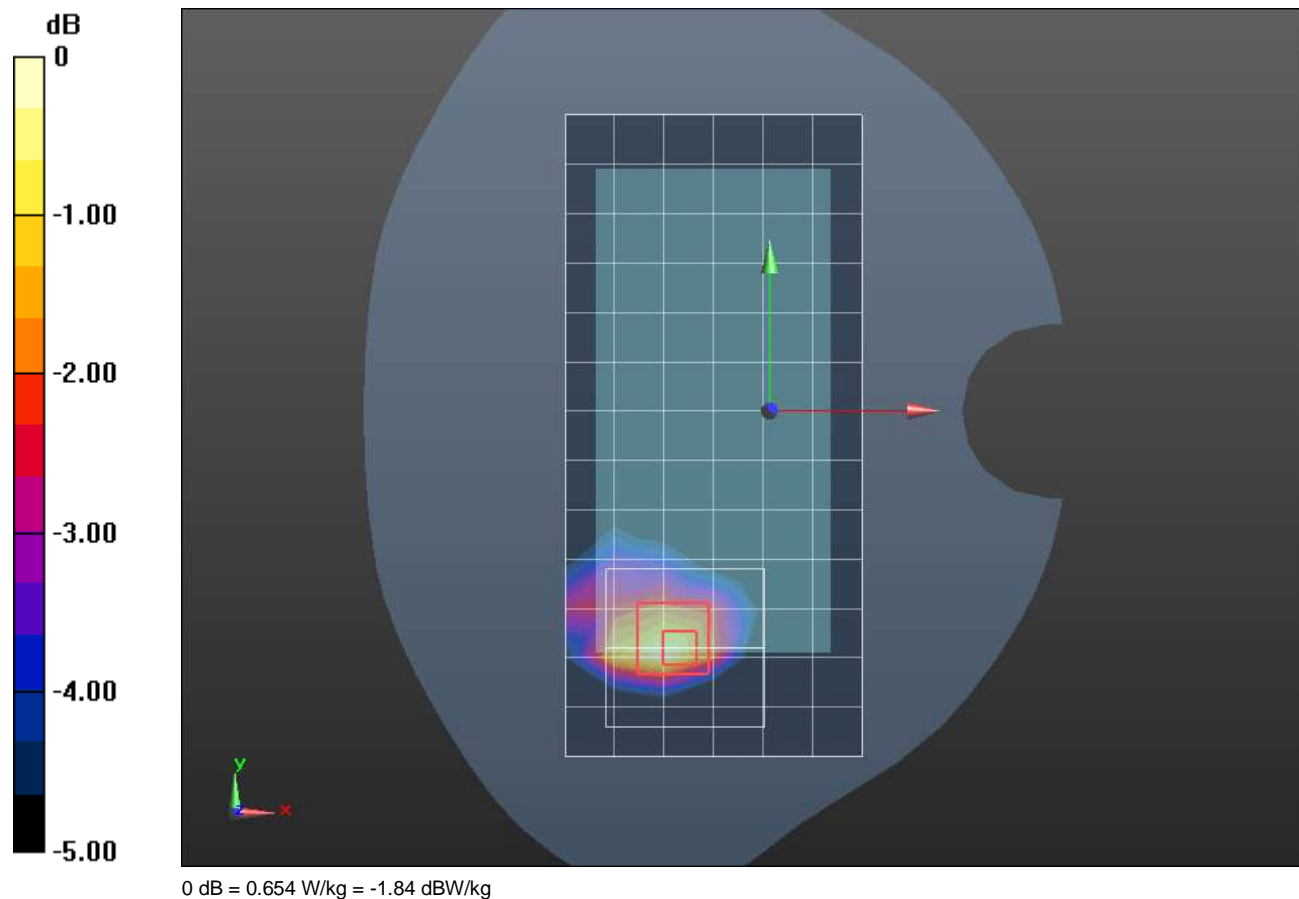
Reference Value = 22.59 V/m; Power Drift = -0.16 dB

Peak SAR (extrapolated) = 0.846 W/kg

**SAR(1 g) = 0.392 W/kg; SAR(10 g) = 0.216 W/kg**

[Info: Interpolated medium parameters used for SAR evaluation.](#)

Maximum value of SAR (measured) = 0.654 W/kg



## GSM850 2 slots ANT1

Frequency: 836.6 MHz; Duty Cycle: 1:4.00037; Room Ambient Temperature: 24.0°C; Liquid Temperature: 23.0°C  
Medium parameters used (interpolated):  $f = 836.6$  MHz;  $\sigma = 0.934$  S/m;  $\epsilon_r = 41.161$ ;  $\rho = 1000$  kg/m<sup>3</sup>

Dasy Configuration:

- Area Scan Setting: Find Secondary Maximum within 2.0 dB and with a peak SAR value greater than 0.0012 W/kg
- Electronics: DAE4 Sn1380; Calibrated: 8/11/2021
- Probe: EX3DV4 - SN3686; ConvF(9.2, 9.2, 9.2) @ 836.6 MHz; Calibrated: 1/18/2022
- Sensor-Surface: 1.4mm (Mechanical Surface Detection)
- Phantom: Twin-SAM V5.0 (30deg probe tilt); Type: QD 000 P40 CD; Serial: xxxx

**Edge 2/GPRS 2 slots\_ch 190/Area Scan (5x13x1):** Measurement grid: dx=15mm, dy=15mm

[Info: Interpolated medium parameters used for SAR evaluation.](#)

Maximum value of SAR (measured) = 0.802 W/kg

**Edge 2/GPRS 2 slots\_ch 190/Zoom Scan (5x5x7)/Cube 0:** Measurement grid: dx=8mm, dy=8mm, dz=5mm

Reference Value = 27.50 V/m; Power Drift = -0.09 dB

Peak SAR (extrapolated) = 1.00 W/kg

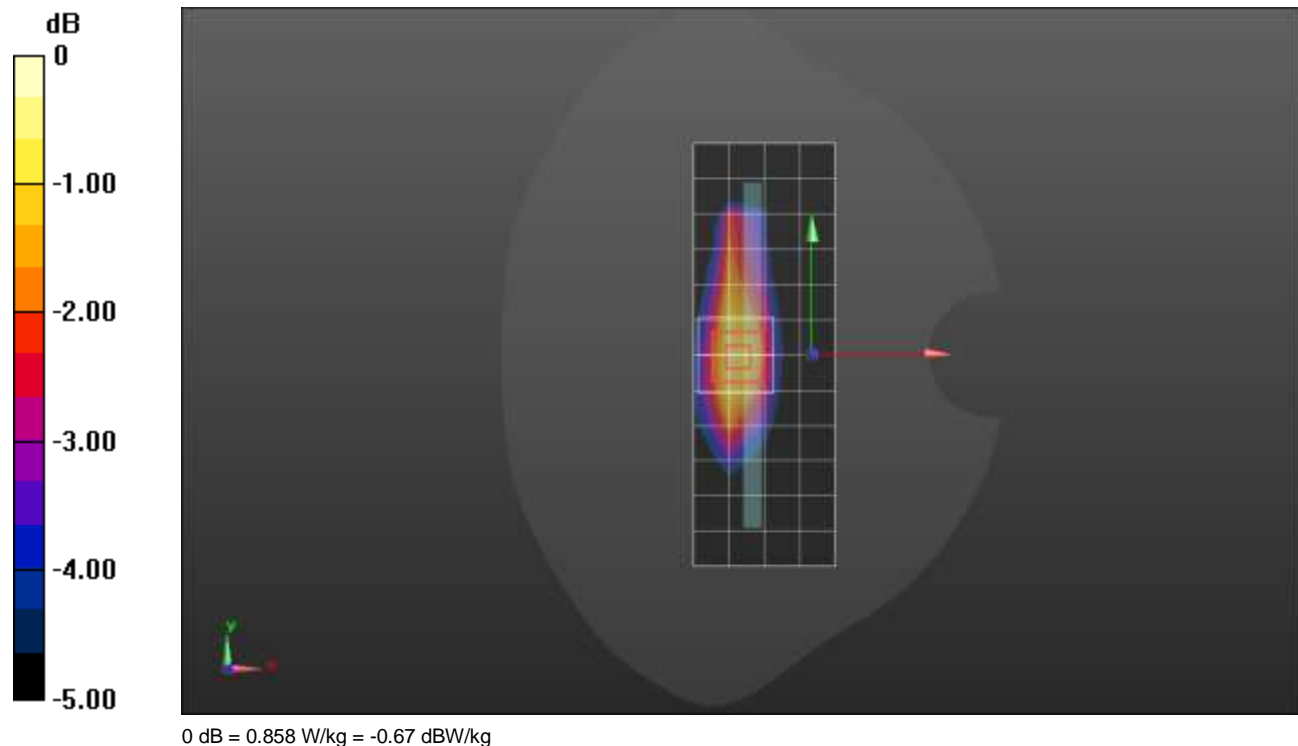
**SAR(1 g) = 0.604 W/kg; SAR(10 g) = 0.384 W/kg**

Smallest distance from peaks to all points 3 dB below = 14.4 mm

Ratio of SAR at M2 to SAR at M1 = 60.2%

[Info: Interpolated medium parameters used for SAR evaluation.](#)

Maximum value of SAR (measured) = 0.858 W/kg



## GSM850 2 slots ANT2

Frequency: 824.2 MHz; Duty Cycle: 1:4.00037; Room Ambient Temperature: 24.0°C; Liquid Temperature: 23.0°C  
Medium parameters used:  $f = 825$  MHz;  $\sigma = 0.938$  S/m;  $\epsilon_r = 39.546$ ;  $\rho = 1000$  kg/m<sup>3</sup>

Dasy Configuration:

- Area Scan Setting: Find Secondary Maximum within 2.0 dB and with a peak SAR value greater than 0.0012 W/kg
- Electronics: DAE4 Sn1548; Calibrated: 2/23/2022
- Probe: EX3DV4 - SN7482; ConvF(9.01, 9.01, 9.01); Calibrated: 4/26/2022;
- Sensor-Surface: 1.4mm (Mechanical Surface Detection)
- Phantom: SAM with CRP; Type: SAM; Serial: 1751

**RHS/Touch\_GPRS 2 slots\_ch 128/Area Scan (9x14x1):** Measurement grid: dx=15mm, dy=15mm

Maximum value of SAR (measured) = 1.11 W/kg

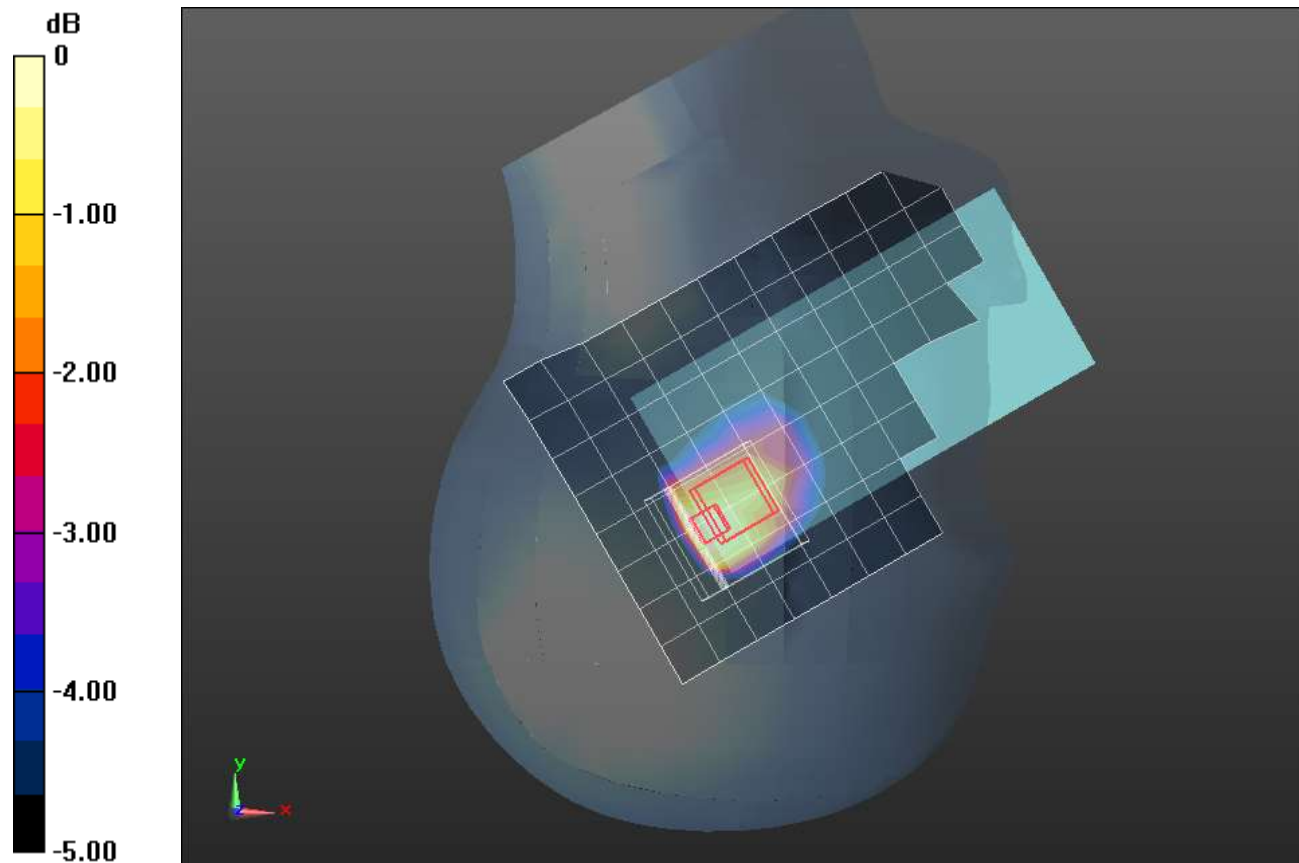
**RHS/Touch\_GPRS 2 slots\_ch 128/Zoom Scan (6x6x7)/Cube 0:** Measurement grid: dx=8mm, dy=8mm, dz=5mm

Reference Value = 31.34 V/m; Power Drift = -0.03 dB

Peak SAR (extrapolated) = 1.65 W/kg

**SAR(1 g) = 0.738 W/kg; SAR(10 g) = 0.492 W/kg**

Maximum value of SAR (measured) = 0.983 W/kg



## GSM850 2 slots ANT2

Frequency: 836.6 MHz; Duty Cycle: 1:4.00037; Room Ambient Temperature: 24.0°C; Liquid Temperature: 23.0°C  
Medium parameters used (interpolated):  $f = 836.6$  MHz;  $\sigma = 0.889$  S/m;  $\epsilon_r = 41.281$ ;  $\rho = 1000$  kg/m<sup>3</sup>

Dasy Configuration:

- Area Scan Setting: Find Secondary Maximum within 2.0 dB and with a peak SAR value greater than 0.0012 W/kg
- Electronics: DAE4 Sn1548; Calibrated: 2/23/2022
- Probe: EX3DV4 - SN7482; ConvF(9.01, 9.01, 9.01); Calibrated: 4/26/2022;
- Sensor-Surface: 1.4mm (Mechanical Surface Detection)
- Phantom: SAM with CRP; Type: SAM; Serial: 1751

**Rear/GPRS 2 slots\_ch 190/Area Scan (9x14x1):** Measurement grid: dx=15mm, dy=15mm

[Info: Interpolated medium parameters used for SAR evaluation.](#)

Maximum value of SAR (measured) = 0.582 W/kg

**Rear/GPRS 2 slots\_ch 190/Zoom Scan (5x5x7)/Cube 0:** Measurement grid: dx=8mm, dy=8mm, dz=5mm


Reference Value = 23.38 V/m; Power Drift = -0.04 dB

Peak SAR (extrapolated) = 0.910 W/kg

**SAR(1 g) = 0.448 W/kg; SAR(10 g) = 0.283 W/kg**

[Info: Interpolated medium parameters used for SAR evaluation.](#)

Maximum value of SAR (measured) = 0.657 W/kg



**GSM1900 2 slots ANT1**

Frequency: 1880 MHz; Duty Cycle: 1:4.00037; Room Ambient Temperature: 24.0°C; Liquid Temperature: 23.0°C  
Medium parameters used:  $f = 1880$  MHz;  $\sigma = 1.456$  S/m;  $\epsilon_r = 41.521$ ;  $\rho = 1000$  kg/m<sup>3</sup>

DASY5 Configuration:

- Area Scan Setting: Find Secondary Maximum Within: 2.0 dB and with a peak SAR value greater than 0.0012W/kg
- Electronics: DAE4 Sn1546; Calibrated: 3/22/2022
- Probe: EX3DV4 - SN7501; ConvF(8.31, 8.31, 8.31) @ 1880 MHz; Calibrated: 3/25/2022
- Sensor-Surface: 1.4mm (Mechanical Surface Detection)
- Phantom: Twin-SAM V8.0 (20deg probe tilt); Type: QD 000 P41 AA; Serial: 1948

**RHS/Touch\_GPRS 2 slots\_ch 661/Area Scan (10x14x1):** Measurement grid: dx=15mm, dy=15mm  
Maximum value of SAR (measured) = 0.329 W/kg

**RHS/Touch\_GPRS 2 slots\_ch 661/Zoom Scan (5x5x7)/Cube 0:** Measurement grid: dx=8mm, dy=8mm, dz=5mm

Reference Value = 13.98 V/m; Power Drift = -0.00 dB

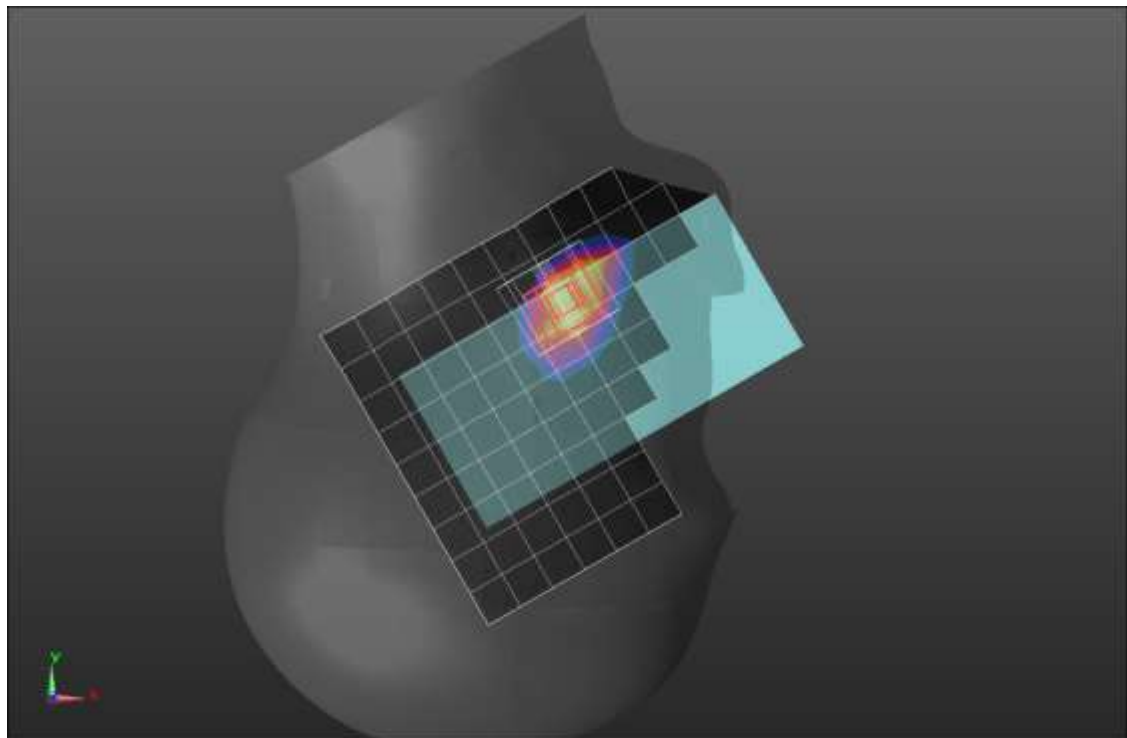
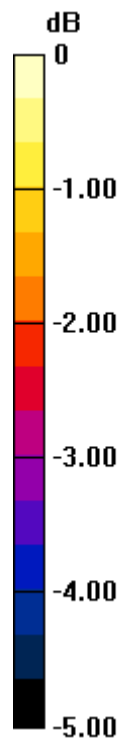
Peak SAR (extrapolated) = 0.416 W/kg

**SAR(1 g) = 0.266 W/kg; SAR(10 g) = 0.167 W/kg**

Smallest distance from peaks to all points 3 dB below = 14.8 mm

Ratio of SAR at M2 to SAR at M1 = 64.5%

Maximum value of SAR (measured) = 0.363 W/kg



0 dB = 0.363 W/kg = -4.40 dBW/kg

## GSM1900 2 slots ANT1

Frequency: 1880 MHz; Duty Cycle: 1:4.00037; Room Ambient Temperature: 24.0°C; Liquid Temperature: 23.0°C  
Medium parameters used:  $f = 1880$  MHz;  $\sigma = 1.388$  S/m;  $\epsilon_r = 39.96$ ;  $\rho = 1000$  kg/m<sup>3</sup>

DASY5 Configuration:

- Area Scan Setting: Find Secondary Maximum Within: 2.0 dB and with a peak SAR value greater than 0.0012W/kg
- Electronics: DAE4 Sn1546; Calibrated: 3/22/2022
- Probe: EX3DV4 - SN7501; ConvF(8.31, 8.31, 8.31) @ 1880 MHz; Calibrated: 3/25/2022
- Sensor-Surface: 1.4mm (Mechanical Surface Detection)
- Phantom: Twin-SAM V8.0 (20deg probe tilt); Type: QD 000 P41 AA; Serial: 1948

**Rear/GPRS 2 slots\_ch 661/Area Scan (9x14x1):** Measurement grid: dx=15mm, dy=15mm

Maximum value of SAR (measured) = 0.577 W/kg

**Rear/GPRS 2 slots\_ch 661/Zoom Scan (5x5x7)/Cube 0:** Measurement grid: dx=8mm, dy=8mm, dz=5mm

Reference Value = 21.17 V/m; Power Drift = -0.01 dB

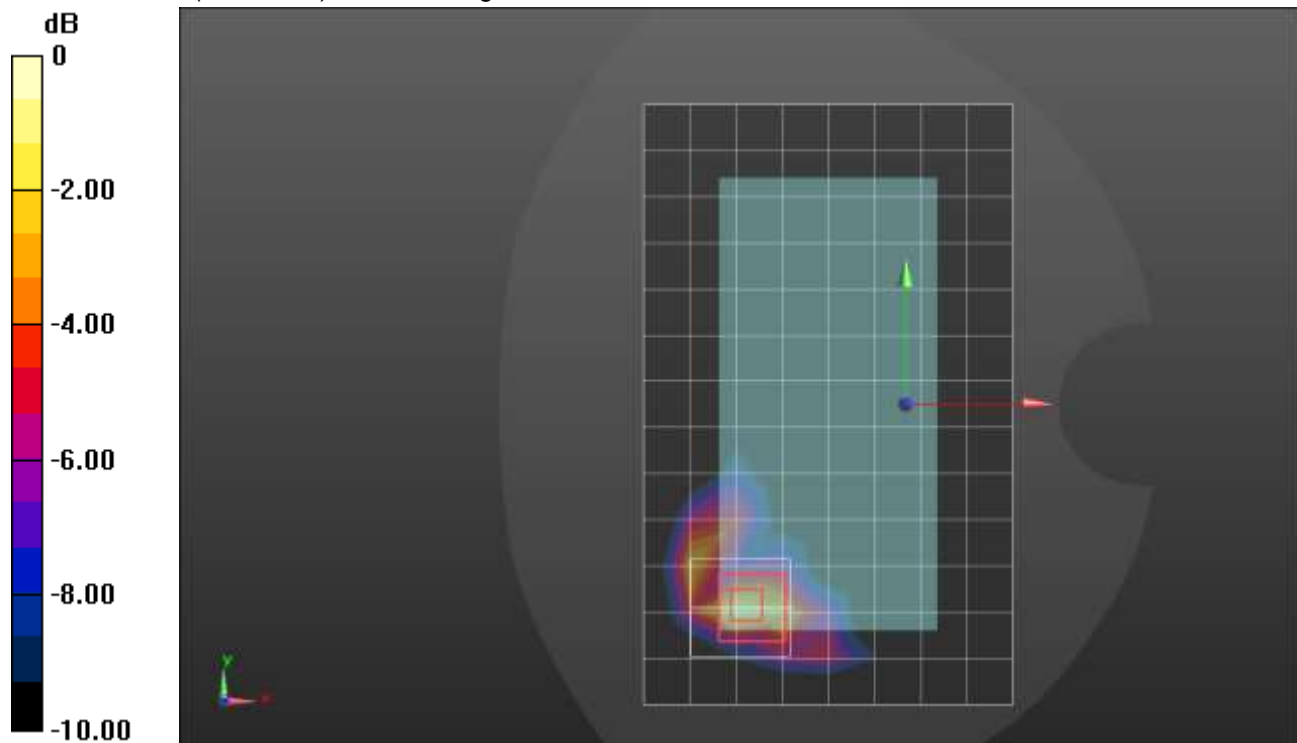
Peak SAR (extrapolated) = 0.823 W/kg

**SAR(1 g) = 0.385 W/kg; SAR(10 g) = 0.186 W/kg**

Smallest distance from peaks to all points 3 dB below = 9.6 mm

Ratio of SAR at M2 to SAR at M1 = 50.9%

Maximum value of SAR (measured) = 0.620 W/kg



0 dB = 0.620 W/kg = -2.08 dBW/kg

## GSM1900 2 slots ANT1

Frequency: 1850.2 MHz; Duty Cycle: 1:4.00037; Room Ambient Temperature: 24.0°C; Liquid Temperature: 23.0°C  
Medium parameters used (interpolated):  $f = 1850.2$  MHz;  $\sigma = 1.42$  S/m;  $\epsilon_r = 38.387$ ;  $\rho = 1000$  kg/m<sup>3</sup>

DASY5 Configuration:

- Area Scan Setting: Find Secondary Maximum Within: 2.0 dB and with a peak SAR value greater than 0.0012W/kg
- Electronics: DAE4 Sn1546; Calibrated: 3/22/2022
- Probe: EX3DV4 - SN7501; ConvF(8.31, 8.31, 8.31) @ 1850.2 MHz; Calibrated: 3/25/2022
- Sensor-Surface: 1.4mm (Mechanical Surface Detection)
- Phantom: Twin-SAM V8.0 (20deg probe tilt); Type: QD 000 P41 AA; Serial: 1948

**Edge 3/GPRS 2 slots\_ch 512/Area Scan (7x7x1):** Measurement grid: dx=15mm, dy=15mm

[Info: Interpolated medium parameters used for SAR evaluation.](#)

Maximum value of SAR (measured) = 0.699 W/kg

**Edge 3/GPRS 2 slots\_ch 512/Zoom Scan (5x5x7)/Cube 0:** Measurement grid: dx=8mm, dy=8mm, dz=5mm

Reference Value = 20.44 V/m; Power Drift = 0.05 dB

Peak SAR (extrapolated) = 1.44 W/kg

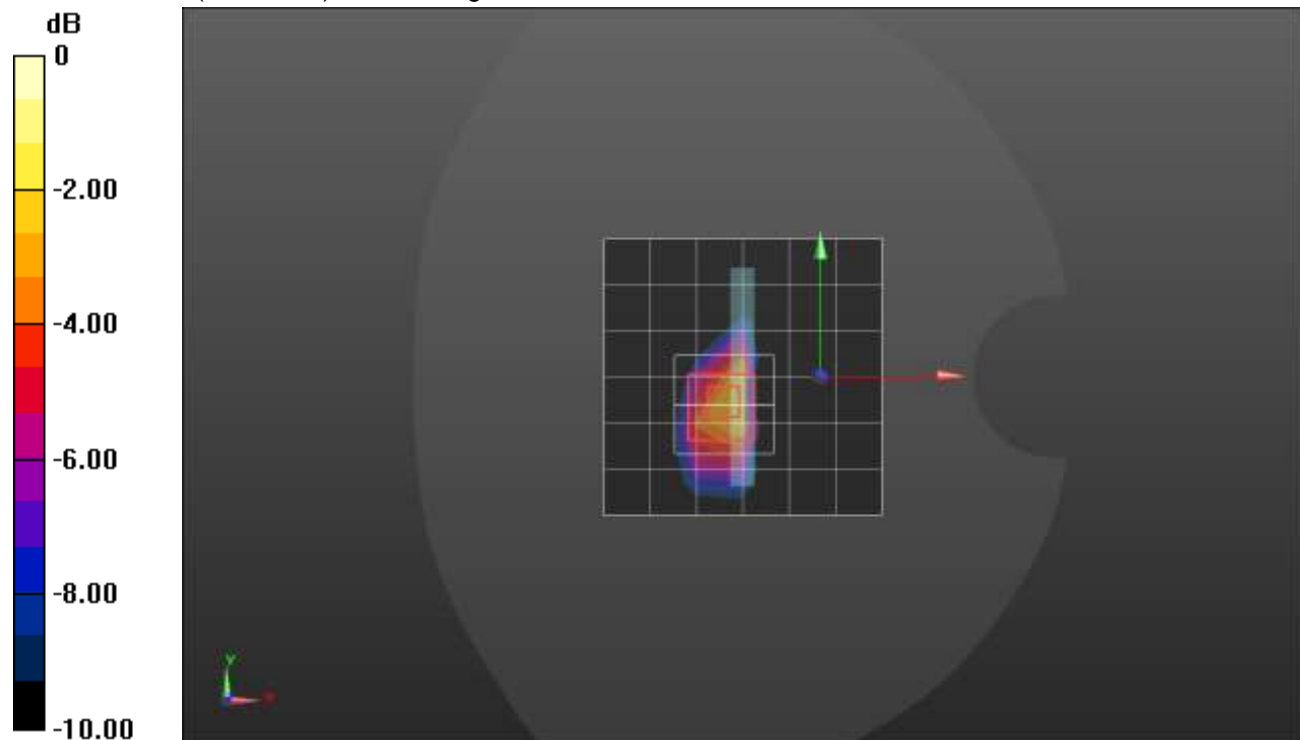
**SAR(1 g) = 0.703 W/kg; SAR(10 g) = 0.324 W/kg**

Smallest distance from peaks to all points 3 dB below = 8 mm

Ratio of SAR at M2 to SAR at M1 = 49.7%

[Info: Interpolated medium parameters used for SAR evaluation.](#)

Maximum value of SAR (measured) = 1.18 W/kg





## GSM1900 2 slots ANT 2

Frequency: 1909.8 MHz; Duty Cycle: 1:4.00037; Room Ambient Temperature: 24.0°C; Liquid Temperature: 23.0°C  
Medium parameters used:  $f = 1910$  MHz;  $\sigma = 1.462$  S/m;  $\epsilon_r = 38.798$ ;  $\rho = 1000$  kg/m<sup>3</sup>

Dasy Configuration:

- Area Scan Setting: Find Secondary Maximum within 2.0 dB and with a peak SAR value greater than 0.0012 W/kg
- Electronics: DAE4 Sn1545; Calibrated: 2/23/2022
- Probe: EX3DV4 - SN7500; ConvF(8.1, 8.1, 8.1) @ 1909.8 MHz; Calibrated: 3/25/2022
- Sensor-Surface: 1.4mm (Mechanical Surface Detection)
- Phantom: Twin-SAM V8.0 (20deg probe tilt); Type: QD 000 P41 AA; Serial: 1948

**RHS/Touch\_GPRS 2 slots\_ch 810/Area Scan (8x13x1):** Measurement grid: dx=15mm, dy=15mm  
Maximum value of SAR (measured) = 0.950 W/kg

**RHS/Touch\_GPRS 2 slots\_ch 810/Zoom Scan (5x5x7)/Cube 0:** Measurement grid: dx=8mm, dy=8mm, dz=5mm

Reference Value = 26.14 V/m; Power Drift = 0.04 dB


Peak SAR (extrapolated) = 2.02 W/kg

**SAR(1 g) = 0.767 W/kg; SAR(10 g) = 0.411 W/kg**

Smallest distance from peaks to all points 3 dB below = 7.2 mm

Ratio of SAR at M2 to SAR at M1 = 35.5%

Maximum value of SAR (measured) = 1.43 W/kg



## GSM1900 2 slots ANT 2

Frequency: 1909.8 MHz; Duty Cycle: 1:4.00037; Room Ambient Temperature: 24.0°C; Liquid Temperature: 23.0°C  
Medium parameters used:  $f = 1910$  MHz;  $\sigma = 1.462$  S/m;  $\epsilon_r = 38.798$ ;  $\rho = 1000$  kg/m<sup>3</sup>

Dasy Configuration:

- Area Scan Setting: Find Secondary Maximum within 2.0 dB and with a peak SAR value greater than 0.0012 W/kg
- Electronics: DAE4 Sn1545; Calibrated: 2/23/2022
- Probe: EX3DV4 - SN7500; ConvF(8.1, 8.1, 8.1) @ 1909.8 MHz; Calibrated: 3/25/2022
- Sensor-Surface: 1.4mm (Mechanical Surface Detection)
- Phantom: Twin-SAM V8.0 (20deg probe tilt); Type: QD 000 P41 AA; Serial: 1948

**Rear/GPRS 2 slots\_ch 810/Area Scan (8x13x1):** Measurement grid: dx=15mm, dy=15mm

Maximum value of SAR (measured) = 0.957 W/kg

**Rear/GPRS 2 slots\_ch 810/Zoom Scan (5x5x7)/Cube 0:** Measurement grid: dx=8mm, dy=8mm, dz=5mm

Reference Value = 26.19 V/m; Power Drift = 0.17 dB

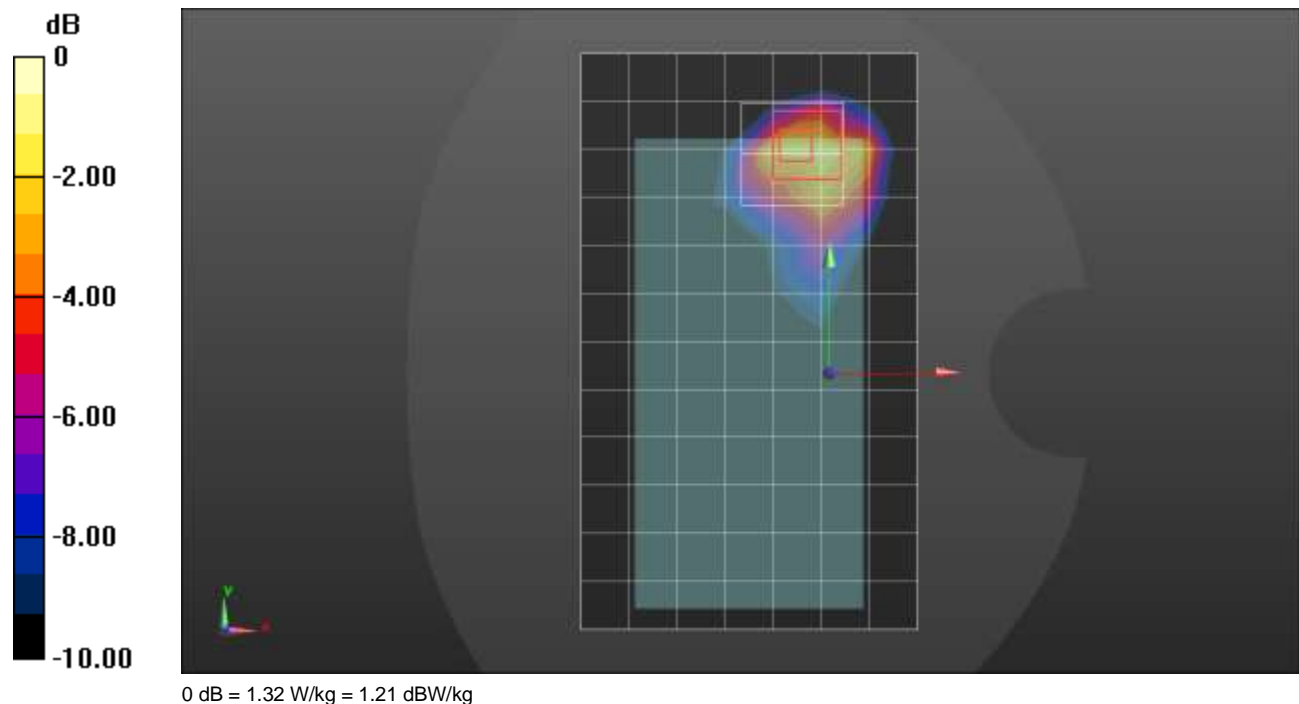
Peak SAR (extrapolated) = 1.75 W/kg

**SAR(1 g) = 0.728 W/kg; SAR(10 g) = 0.329 W/kg**

Smallest distance from peaks to all points 3 dB below = 8 mm

Ratio of SAR at M2 to SAR at M1 = 42.3%

Maximum value of SAR (measured) = 1.32 W/kg



**GSM1900 2 slots ANT 3**

Frequency: 1880 MHz; Duty Cycle: 1:4.00037; Room Ambient Temperature: 24.0°C; Liquid Temperature: 23.0°C  
Medium parameters used:  $f = 1880$  MHz;  $\sigma = 1.442$  S/m;  $\epsilon_r = 38.108$ ;  $\rho = 1000$  kg/m<sup>3</sup>

Dasy Configuration:

- Area Scan Setting: Find Secondary Maximum within 2.0 dB and with a peak SAR value greater than 0.0012 W/kg
- Electronics: DAE4 Sn1545; Calibrated: 2/23/2022
- Probe: EX3DV4 - SN7500; ConvF(8.1, 8.1, 8.1) @ 1880 MHz; Calibrated: 3/25/2022
- Sensor-Surface: 1.4mm (Mechanical Surface Detection)
- Phantom: Twin-SAM V8.0 (20deg probe tilt); Type: QD 000 P41 AA; Serial: 1948

**LHS/Touch\_GPRS 2 slots\_ch 661/Area Scan (8x13x1):** Measurement grid: dx=15mm, dy=15mm

Maximum value of SAR (measured) = 0.361 W/kg

**LHS/Touch\_GPRS 2 slots\_ch 661/Zoom Scan (5x5x7)/Cube 0:** Measurement grid: dx=8mm, dy=8mm, dz=5mm

Reference Value = 16.22 V/m; Power Drift = -0.02 dB

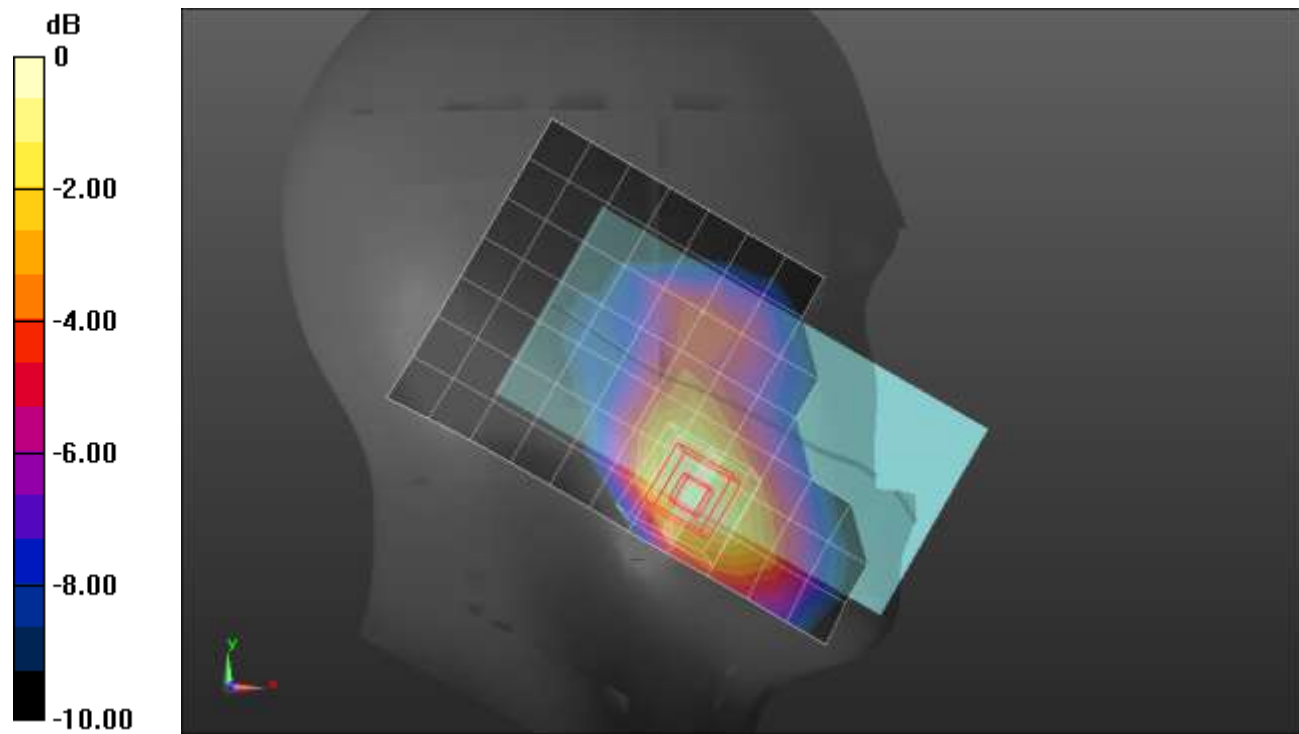
Peak SAR (extrapolated) = 0.442 W/kg

**SAR(1 g) = 0.263 W/kg; SAR(10 g) = 0.161 W/kg**

Smallest distance from peaks to all points 3 dB below = 13.7 mm

Ratio of SAR at M2 to SAR at M1 = 59.7%

Maximum value of SAR (measured) = 0.374 W/kg



## GSM1900 2 slots ANT 3

Frequency: 1909.8 MHz; Duty Cycle: 1:4.00037; Room Ambient Temperature: 24.0°C; Liquid Temperature: 23.0°C  
Medium parameters used:  $f = 1910$  MHz;  $\sigma = 1.459$  S/m;  $\epsilon_r = 38.066$ ;  $\rho = 1000$  kg/m<sup>3</sup>

Dasy Configuration:

- Area Scan Setting: Find Secondary Maximum within 2.0 dB and with a peak SAR value greater than 0.0012 W/kg
- Electronics: DAE4 Sn1545; Calibrated: 2/23/2022
- Probe: EX3DV4 - SN7500; ConvF(8.1, 8.1, 8.1) @ 1909.8 MHz; Calibrated: 3/25/2022
- Sensor-Surface: 1.4mm (Mechanical Surface Detection)
- Phantom: Twin-SAM V8.0 (20deg probe tilt); Type: QD 000 P41 AA; Serial: 1948

**Rear/GPRS 2 slots\_ch 810/Area Scan (8x13x1):** Measurement grid: dx=15mm, dy=15mm

Maximum value of SAR (measured) = 1.26 W/kg

**Rear/GPRS 2 slots\_ch 810/Zoom Scan (5x5x7)/Cube 0:** Measurement grid: dx=8mm, dy=8mm, dz=5mm

Reference Value = 26.94 V/m; Power Drift = -0.04 dB

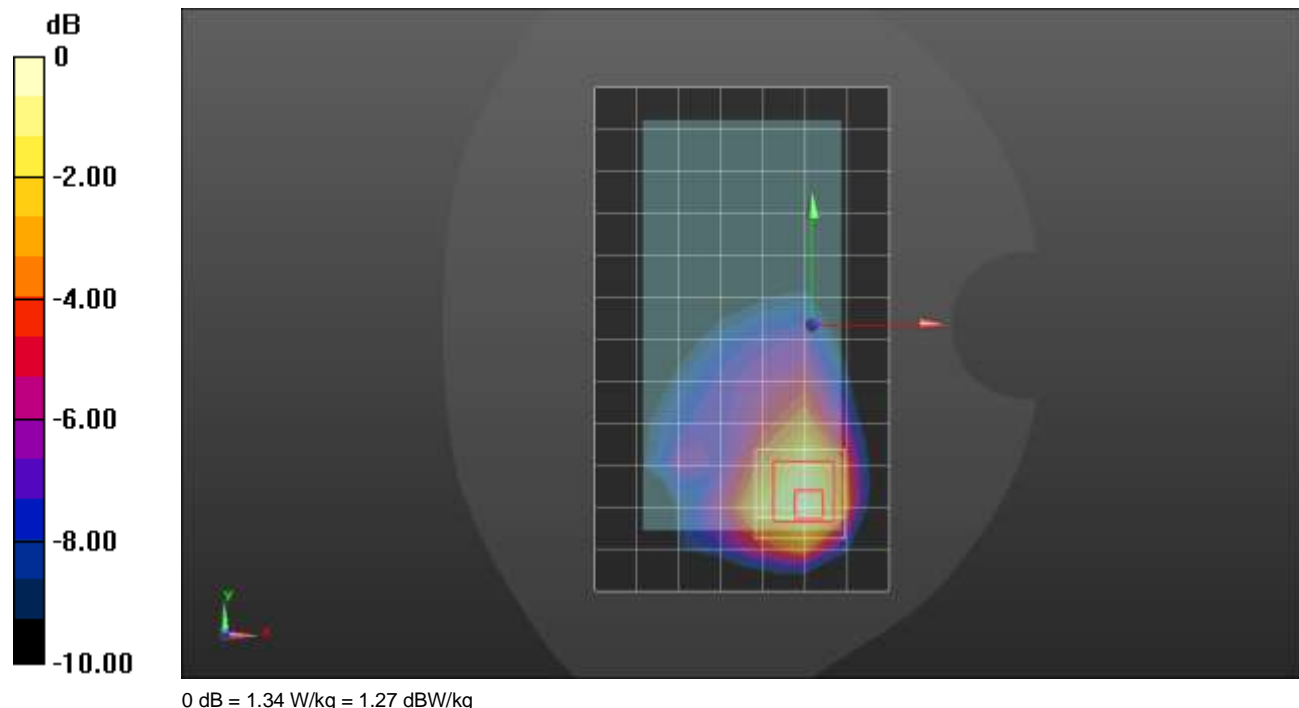
Peak SAR (extrapolated) = 1.89 W/kg

**SAR(1 g) = 0.864 W/kg; SAR(10 g) = 0.481 W/kg**

Smallest distance from peaks to all points 3 dB below = 9.3 mm

Ratio of SAR at M2 to SAR at M1 = 45.1%

Maximum value of SAR (measured) = 1.34 W/kg



**GSM1900 2 slots ANT 4**

Frequency: 1909.8 MHz; Duty Cycle: 1:4.00037; Room Ambient Temperature: 24.0°C; Liquid Temperature: 23.0°C  
Medium parameters used:  $f = 1910$  MHz;  $\sigma = 1.452$  S/m;  $\epsilon_r = 38.963$ ;  $\rho = 1000$  kg/m<sup>3</sup>

DASY5 Configuration:

- Area Scan Setting: Find Secondary Maximum Within: 2.0 dB and with a peak SAR value greater than 0.0012W/kg
- Electronics: DAE4 Sn1546; Calibrated: 3/22/2022
- Probe: EX3DV4 - SN7501; ConvF(8.31, 8.31, 8.31) @ 1909.8 MHz; Calibrated: 3/25/2022
- Sensor-Surface: 1.4mm (Mechanical Surface Detection)
- Phantom: Twin-SAM V8.0 (20deg probe tilt); Type: QD 000 P41 AA; Serial: 1948

**LHS/Touch\_GPRS 2 slots\_ch 810/Area Scan (8x15x1):** Measurement grid: dx=15mm, dy=15mm  
Maximum value of SAR (measured) = 1.16 W/kg

**LHS/Touch\_GPRS 2 slots\_ch 810/Zoom Scan (5x5x7)/Cube 0:** Measurement grid: dx=8mm, dy=8mm, dz=5mm

Reference Value = 28.25 V/m; Power Drift = 0.05 dB


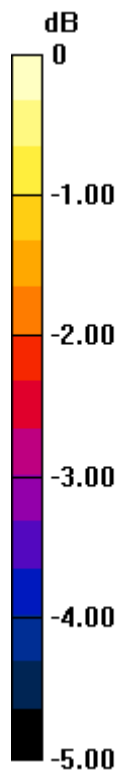
Peak SAR (extrapolated) = 1.70 W/kg

**SAR(1 g) = 0.807 W/kg; SAR(10 g) = 0.436 W/kg**

Smallest distance from peaks to all points 3 dB below = 8 mm

Ratio of SAR at M2 to SAR at M1 = 44%

Maximum value of SAR (measured) = 1.29 W/kg



0 dB = 1.29 W/kg = 1.11 dBW/kg

**GSM1900 2 slots ANT 4**

Frequency: 1909.8 MHz; Duty Cycle: 1:4.00037; Room Ambient Temperature: 24.0°C; Liquid Temperature: 23.0°C  
Medium parameters used:  $f = 1910$  MHz;  $\sigma = 1.459$  S/m;  $\epsilon_r = 38.066$ ;  $\rho = 1000$  kg/m<sup>3</sup>

DASY5 Configuration:

- Area Scan Setting: Find Secondary Maximum Within: 2.0 dB and with a peak SAR value greater than 0.0012W/kg
- Electronics: DAE4 Sn1546; Calibrated: 3/22/2022
- Probe: EX3DV4 - SN7501; ConvF(8.31, 8.31, 8.31) @ 1909.8 MHz; Calibrated: 3/25/2022
- Sensor-Surface: 1.4mm (Mechanical Surface Detection)
- Phantom: Twin-SAM V8.0 (20deg probe tilt); Type: QD 000 P41 AA; Serial: 1948

**Rear/GPRS 2 slots\_ch 810 /Area Scan (8x13x1):** Measurement grid: dx=15mm, dy=15mm

Maximum value of SAR (measured) = 1.01 W/kg

**Rear/GPRS 2 slots\_ch 810 /Zoom Scan (5x5x7)/Cube 0:** Measurement grid: dx=8mm, dy=8mm, dz=5mm

Reference Value = 24.21 V/m; Power Drift = -0.06 dB

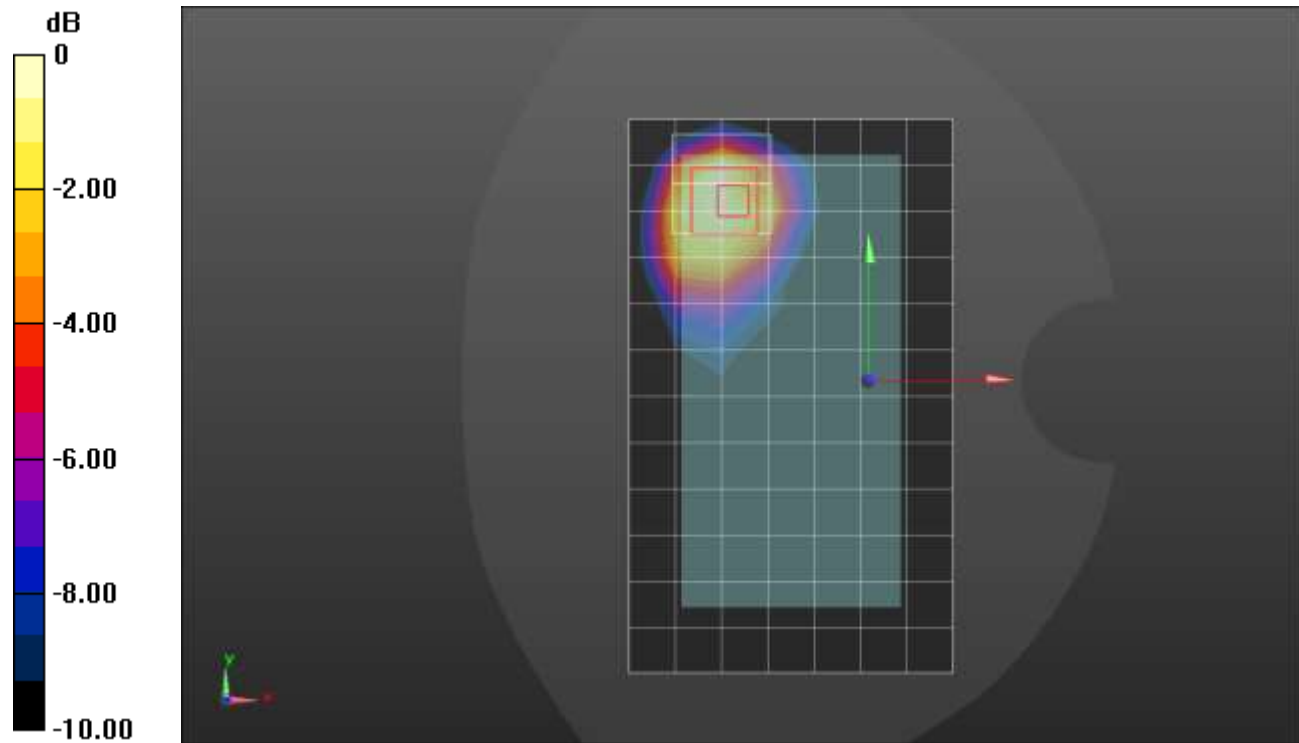
Peak SAR (extrapolated) = 1.42 W/kg

**SAR(1 g) = 0.705 W/kg; SAR(10 g) = 0.386 W/kg**

Smallest distance from peaks to all points 3 dB below = 11.6 mm

Ratio of SAR at M2 to SAR at M1 = 46%

Maximum value of SAR (measured) = 1.07 W/kg



0 dB = 1.07 W/kg = 0.29 dBW/kg

## W-CDMA Band II ANT 1

Frequency: 1880 MHz; Duty Cycle: 1:1; Room Ambient Temperature: 24.0°C; Liquid Temperature: 23.0°C

Medium parameters used:  $f = 1880$  MHz;  $\sigma = 1.456$  S/m;  $\epsilon_r = 41.521$ ;  $\rho = 1000$  kg/m<sup>3</sup>

DASY5 Configuration:

- Area Scan Setting: Find Secondary Maximum Within: 2.0 dB and with a peak SAR value greater than 0.0012W/kg
- Electronics: DAE4 Sn1546; Calibrated: 3/22/2022
- Probe: EX3DV4 - SN7501; ConvF(8.31, 8.31, 8.31) @ 1880 MHz; Calibrated: 3/25/2022
- Sensor-Surface: 1.4mm (Mechanical Surface Detection)
- Phantom: Twin-SAM V8.0 (20deg probe tilt); Type: QD 000 P41 AA; Serial: 1948

**RHS/Touch\_RMC Rel. 99\_ch 9400/Area Scan (9x14x1):** Measurement grid: dx=15mm, dy=15mm

Maximum value of SAR (measured) = 0.529 W/kg

**RHS/Touch\_RMC Rel. 99\_ch 9400/Zoom Scan (5x5x7)/Cube 0:** Measurement grid: dx=8mm, dy=8mm, dz=5mm

Reference Value = 19.82 V/m; Power Drift = -0.11 dB

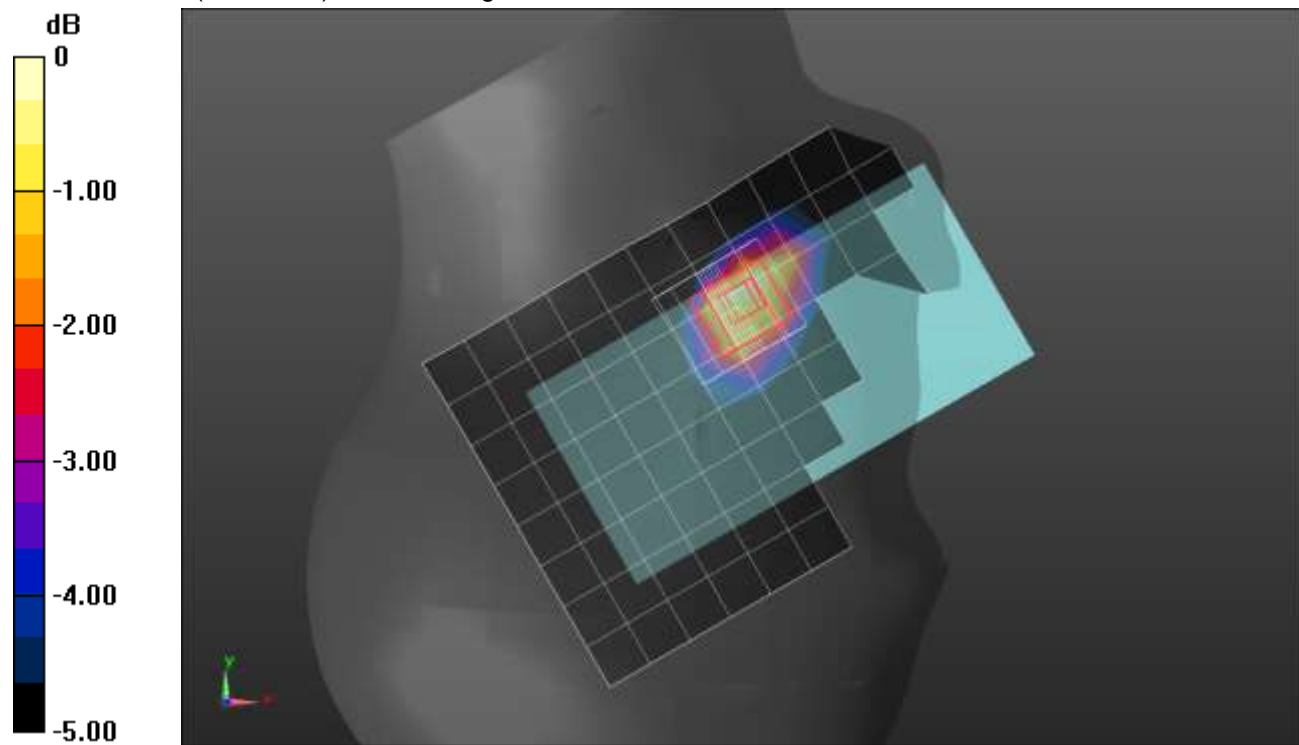
Peak SAR (extrapolated) = 0.629 W/kg

**SAR(1 g) = 0.389 W/kg; SAR(10 g) = 0.241 W/kg**

Smallest distance from peaks to all points 3 dB below = 10.6 mm

Ratio of SAR at M2 to SAR at M1 = 65.2%

Maximum value of SAR (measured) = 0.524 W/kg



0 dB = 0.524 W/kg = -2.81 dBW/kg

## W-CDMA Band II ANT 1

Frequency: 1880 MHz; Duty Cycle: 1:1; Room Ambient Temperature: 24.0°C; Liquid Temperature: 23.0°C

Medium parameters used:  $f = 1880$  MHz;  $\sigma = 1.39$  S/m;  $\epsilon_r = 38.361$ ;  $\rho = 1000$  kg/m<sup>3</sup>

DASY5 Configuration:

- Area Scan Setting: Find Secondary Maximum Within: 2.0 dB and with a peak SAR value greater than 0.0012W/kg
- Electronics: DAE4 Sn1546; Calibrated: 3/22/2022
- Probe: EX3DV4 - SN7501; ConvF(8.31, 8.31, 8.31) @ 1880 MHz; Calibrated: 3/25/2022
- Sensor-Surface: 1.4mm (Mechanical Surface Detection)
- Phantom: Twin-SAM V8.0 (20deg probe tilt); Type: QD 000 P41 AA; Serial: 1948

**Rear/RMC Rel. 99\_ch 9400/Area Scan (9x13x1):** Measurement grid: dx=15mm, dy=15mm

Maximum value of SAR (measured) = 0.458 W/kg

**Rear/RMC Rel. 99\_ch 9400/Zoom Scan (5x5x7)/Cube 0:** Measurement grid: dx=8mm, dy=8mm, dz=5mm

Reference Value = 19.01 V/m; Power Drift = -0.02 dB

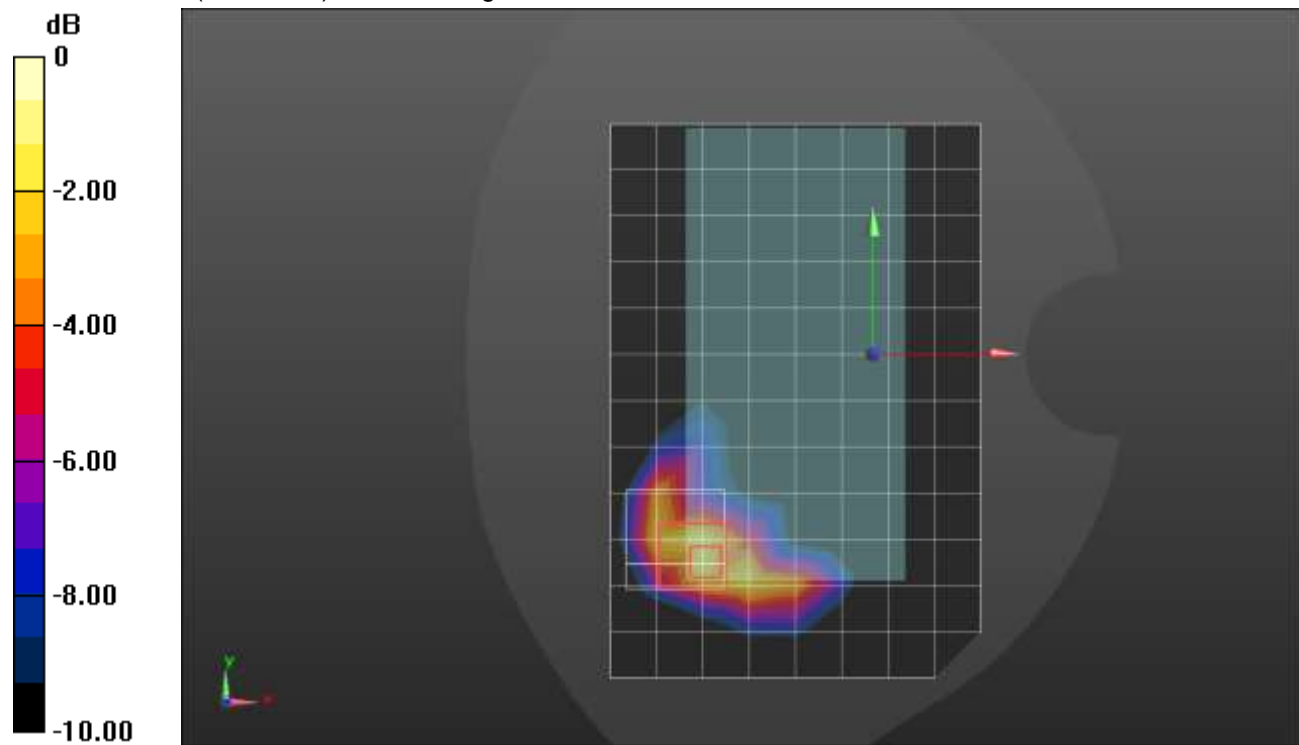
Peak SAR (extrapolated) = 0.786 W/kg

**SAR(1 g) = 0.385 W/kg; SAR(10 g) = 0.172 W/kg**

Smallest distance from peaks to all points 3 dB below = 8.2 mm

Ratio of SAR at M2 to SAR at M1 = 51.8%

Maximum value of SAR (measured) = 0.615 W/kg



0 dB = 0.615 W/kg = -2.11 dBW/kg



## W-CDMA Band II ANT 1

Frequency: 1852.4 MHz; Duty Cycle: 1:1; Room Ambient Temperature: 24.0°C; Liquid Temperature: 23.0°C  
Medium parameters used (interpolated):  $f = 1852.4$  MHz;  $\sigma = 1.444$  S/m;  $\epsilon_r = 41.427$ ;  $\rho = 1000$  kg/m<sup>3</sup>

DASY5 Configuration:

- Area Scan Setting: Find Secondary Maximum Within: 2.0 dB and with a peak SAR value greater than 0.0012W/kg
- Electronics: DAE4 Sn1546; Calibrated: 3/22/2022
- Probe: EX3DV4 - SN7501; ConvF(8.31, 8.31, 8.31) @ 1852.4 MHz; Calibrated: 3/25/2022
- Sensor-Surface: 1.4mm (Mechanical Surface Detection)
- Phantom: Twin-SAM V8.0 (20deg probe tilt); Type: QD 000 P41 AA; Serial: 1948

**Edge 3/RMC Rel. 99\_ch 9262/Area Scan (5x9x1):** Measurement grid: dx=15mm, dy=15mm

[Info: Interpolated medium parameters used for SAR evaluation.](#)

Maximum value of SAR (measured) = 0.799 W/kg

**Edge 3/RMC Rel. 99\_ch 9262/Zoom Scan (5x5x7)/Cube 0:** Measurement grid: dx=8mm, dy=8mm, dz=5mm

Reference Value = 24.47 V/m; Power Drift = 0.04 dB

Peak SAR (extrapolated) = 1.75 W/kg

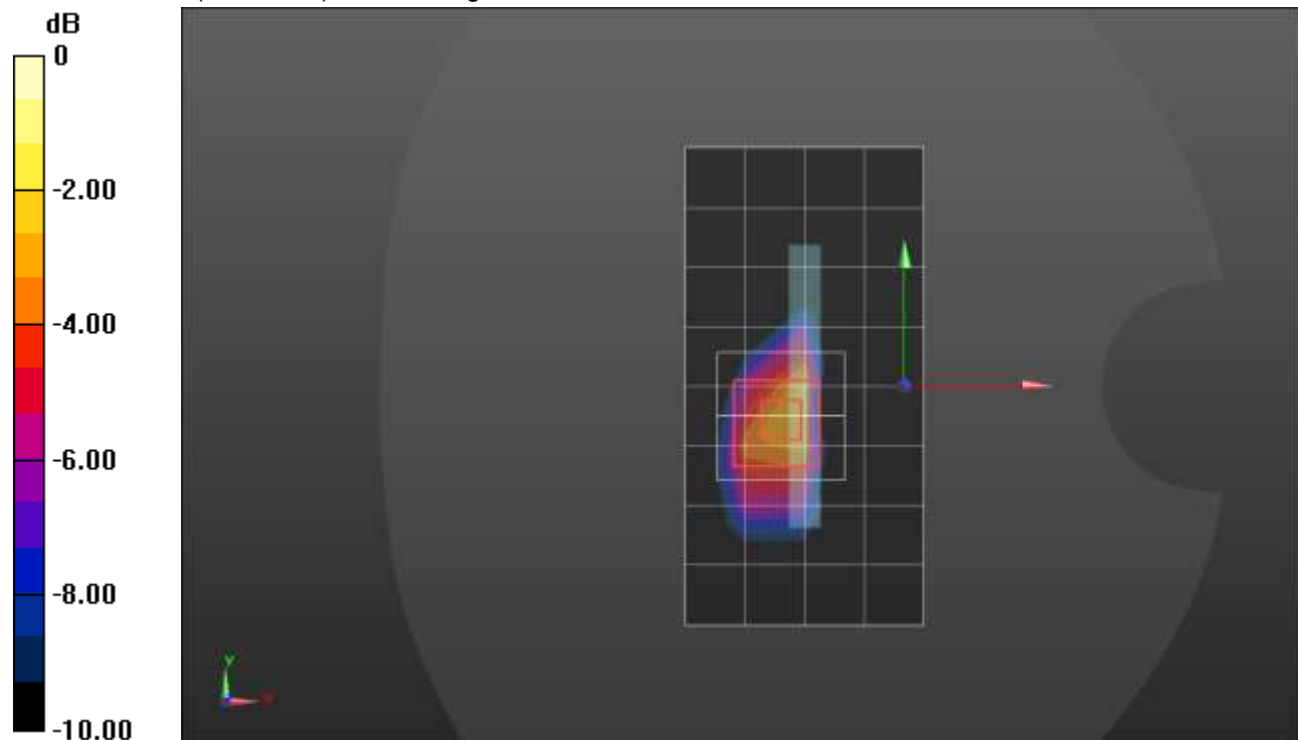
**SAR(1 g) = 0.843 W/kg; SAR(10 g) = 0.391 W/kg**

Smallest distance from peaks to all points 3 dB below = 8 mm

Ratio of SAR at M2 to SAR at M1 = 49.5%

[Info: Interpolated medium parameters used for SAR evaluation.](#)

Maximum value of SAR (measured) = 1.42 W/kg



0 dB = 1.42 W/kg = 1.52 dBW/kg

## W-CDMA Band II ANT 2

Frequency: 1907.6 MHz; Duty Cycle: 1:1; Room Ambient Temperature: 24.0°C; Liquid Temperature: 23.0°C  
Medium parameters used (interpolated):  $f = 1907.6$  MHz;  $\sigma = 1.439$  S/m;  $\epsilon_r = 41.558$ ;  $\rho = 1000$  kg/m<sup>3</sup>

DASY5 Configuration:

- Area Scan Setting: Find Secondary Maximum Within: 2.0 dB and with a peak SAR value greater than 0.0012W/kg
- Electronics: DAE4 Sn1546; Calibrated: 3/22/2022
- Probe: EX3DV4 - SN7501; ConvF(8.31, 8.31, 8.31) @ 1907.6 MHz; Calibrated: 3/25/2022
- Sensor-Surface: 1.4mm (Mechanical Surface Detection)
- Phantom: Twin-SAM V8.0 (20deg probe tilt); Type: QD 000 P41 AA; Serial: 1948

**RHS/Touch\_RMC Rel. 99\_ch 9538/Area Scan (8x14x1):** Measurement grid: dx=15mm, dy=15mm

[Info: Interpolated medium parameters used for SAR evaluation.](#)

Maximum value of SAR (measured) = 1.44 W/kg

**RHS/Touch\_RMC Rel. 99\_ch 9538/Zoom Scan (5x5x7)/Cube 0:** Measurement grid: dx=8mm, dy=8mm, dz=5mm

Reference Value = 32.11 V/m; Power Drift = -0.06 dB

Peak SAR (extrapolated) = 2.16 W/kg

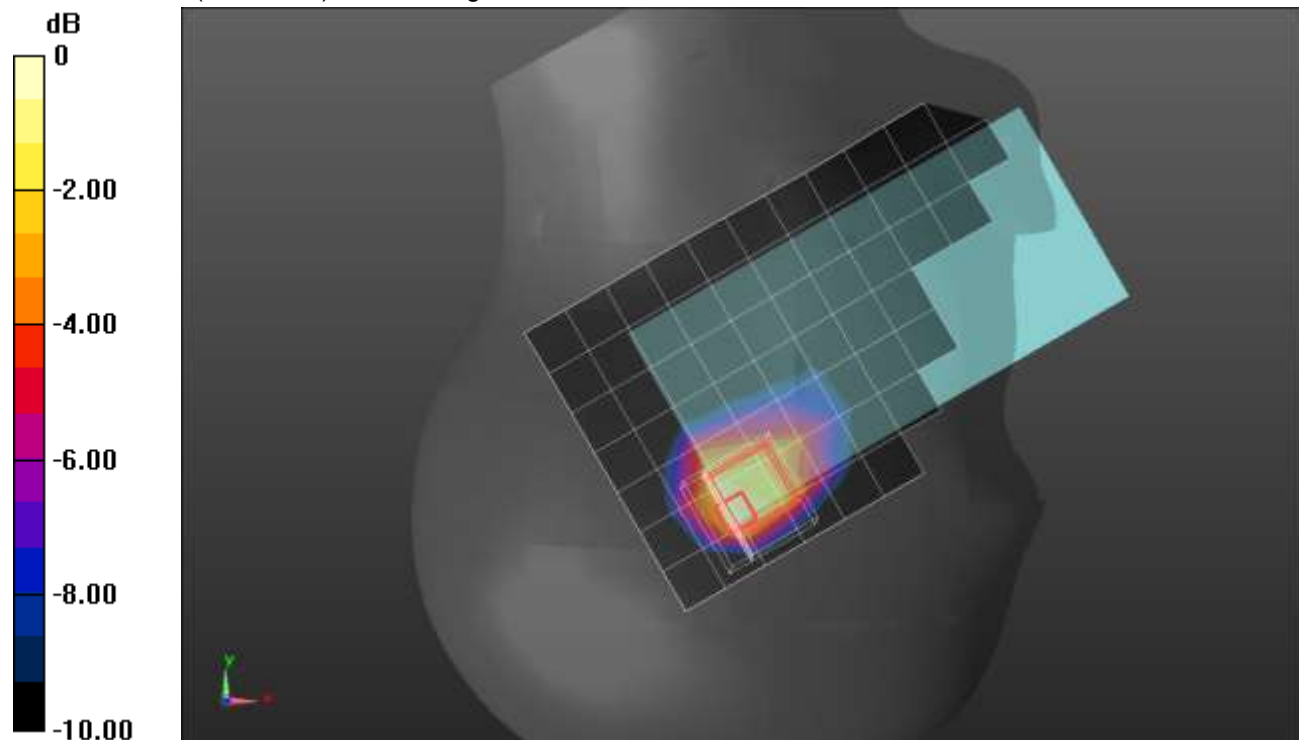
**SAR(1 g) = 0.849 W/kg; SAR(10 g) = 0.472 W/kg**

Smallest distance from peaks to all points 3 dB below = 8 mm

Ratio of SAR at M2 to SAR at M1 = 38.1%

[Info: Interpolated medium parameters used for SAR evaluation.](#)

Maximum value of SAR (measured) = 1.56 W/kg



0 dB = 1.56 W/kg = 1.93 dBW/kg

## W-CDMA Band II ANT 2

Frequency: 1880 MHz; Duty Cycle: 1:1; Room Ambient Temperature: 24.0°C; Liquid Temperature: 23.0°C

Medium parameters used:  $f = 1880$  MHz;  $\sigma = 1.441$  S/m;  $\epsilon_r = 38.304$ ;  $\rho = 1000$  kg/m<sup>3</sup>

DASY5 Configuration:

- Area Scan Setting: Find Secondary Maximum Within: 2.0 dB and with a peak SAR value greater than 0.0012W/kg
- Electronics: DAE4 Sn1546; Calibrated: 3/22/2022
- Probe: EX3DV4 - SN7501; ConvF(8.31, 8.31, 8.31) @ 1880 MHz; Calibrated: 3/25/2022
- Sensor-Surface: 1.4mm (Mechanical Surface Detection)
- Phantom: Twin-SAM V8.0 (20deg probe tilt); Type: QD 000 P41 AA; Serial: 1948

**RHS/Tilt\_RMC Rel. 99\_ch 9400/Area Scan (8x13x1):** Measurement grid: dx=15mm, dy=15mm

Maximum value of SAR (measured) = 1.19 W/kg

**RHS/Tilt\_RMC Rel. 99\_ch 9400/Zoom Scan (5x5x7)/Cube 0:** Measurement grid: dx=8mm, dy=8mm, dz=5mm

Reference Value = 27.79 V/m; Power Drift = -0.05 dB

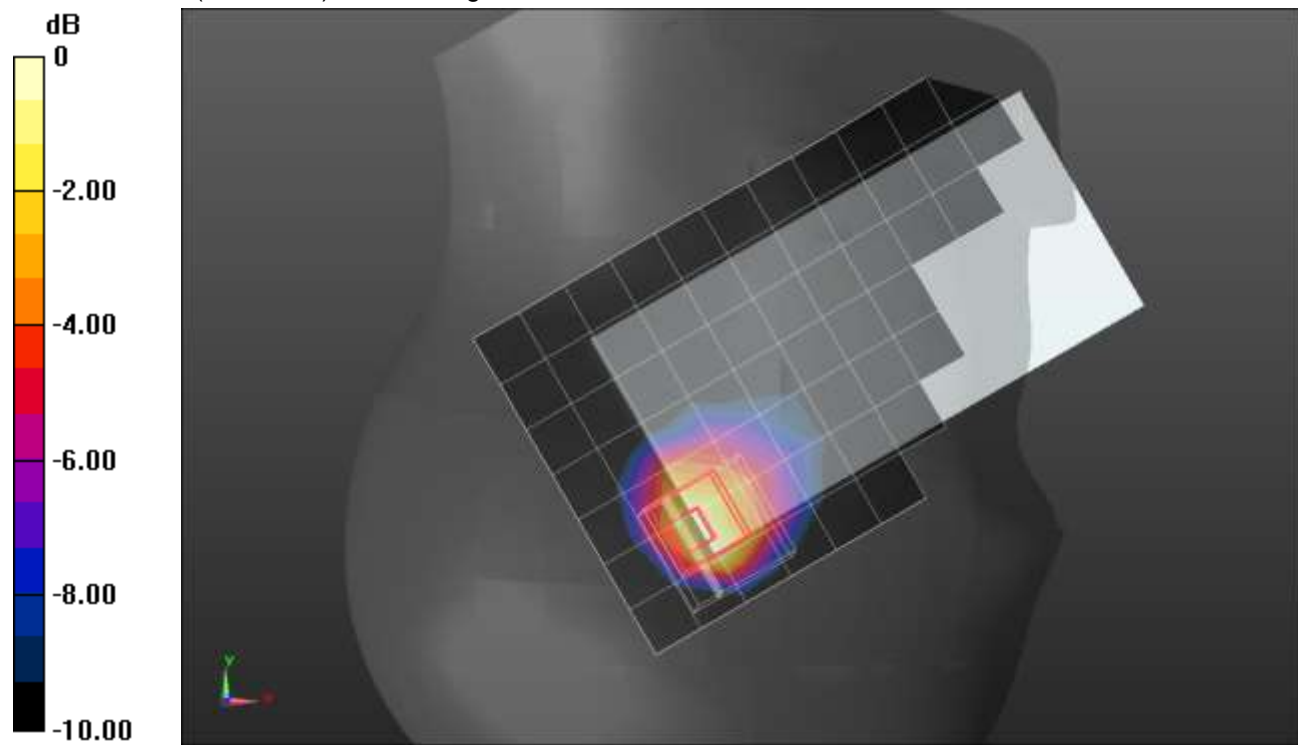
Peak SAR (extrapolated) = 1.76 W/kg

**SAR(1 g) = 0.814 W/kg; SAR(10 g) = 0.387 W/kg**

Smallest distance from peaks to all points 3 dB below = 7.2 mm

Ratio of SAR at M2 to SAR at M1 = 44.5%

Maximum value of SAR (measured) = 1.27 W/kg



0 dB = 1.27 W/kg = 1.04 dBW/kg

## W-CDMA Band II ANT 3

Frequency: 1852.4 MHz; Duty Cycle: 1:1; Room Ambient Temperature: 24.0°C; Liquid Temperature: 23.0°C  
Medium parameters used (interpolated):  $f = 1852.4$  MHz;  $\sigma = 1.379$  S/m;  $\epsilon_r = 38.385$ ;  $\rho = 1000$  kg/m<sup>3</sup>

DASY5 Configuration:

- Area Scan Setting: Find Secondary Maximum Within: 2.0 dB and with a peak SAR value greater than 0.0012W/kg
- Electronics: DAE4 Sn1546; Calibrated: 3/22/2022
- Probe: EX3DV4 - SN7501; ConvF(8.31, 8.31, 8.31) @ 1852.4 MHz; Calibrated: 3/25/2022
- Sensor-Surface: 1.4mm (Mechanical Surface Detection)
- Phantom: Twin-SAM V8.0 (20deg probe tilt); Type: QD 000 P41 AA; Serial: 1948

**LHS/Touch\_RMC Rel. 99\_ch 9262/Area Scan (9x13x1):** Measurement grid: dx=15mm, dy=15mm

[Info: Interpolated medium parameters used for SAR evaluation.](#)

Maximum value of SAR (measured) = 0.399 W/kg

**LHS/Touch\_RMC Rel. 99\_ch 9262/Zoom Scan (5x5x7)/Cube 0:** Measurement grid: dx=8mm, dy=8mm, dz=5mm

Reference Value = 17.81 V/m; Power Drift = -0.08 dB

Peak SAR (extrapolated) = 0.472 W/kg


**SAR(1 g) = 0.346 W/kg; SAR(10 g) = 0.214 W/kg**

Smallest distance from peaks to all points 3 dB below = 14.8 mm

Ratio of SAR at M2 to SAR at M1 = 61.4%

[Info: Interpolated medium parameters used for SAR evaluation.](#)

Maximum value of SAR (measured) = 0.402 W/kg



## W-CDMA Band II ANT3

Frequency: 1880 MHz; Duty Cycle: 1:1; Room Ambient Temperature: 24.0°C; Liquid Temperature: 23.0°C

Medium parameters used:  $f = 1880$  MHz;  $\sigma = 1.39$  S/m;  $\epsilon_r = 38.361$ ;  $\rho = 1000$  kg/m<sup>3</sup>

DASY5 Configuration:

- Area Scan Setting: Find Secondary Maximum Within: 2.0 dB and with a peak SAR value greater than 0.0012W/kg
- Electronics: DAE4 Sn1546; Calibrated: 3/22/2022
- Probe: EX3DV4 - SN7501; ConvF(8.31, 8.31, 8.31) @ 1880 MHz; Calibrated: 3/25/2022
- Sensor-Surface: 1.4mm (Mechanical Surface Detection)
- Phantom: Twin-SAM V8.0 (20deg probe tilt); Type: QD 000 P41 AA; Serial: 1948

**Rear/RMC Rel. 99\_ch 9400/Area Scan (9x13x1):** Measurement grid: dx=15mm, dy=15mm

Maximum value of SAR (measured) = 1.15 W/kg

**Rear/RMC Rel. 99\_ch 9400/Zoom Scan (5x5x7)/Cube 0:** Measurement grid: dx=8mm, dy=8mm, dz=5mm

Reference Value = 29.95 V/m; Power Drift = -0.05 dB

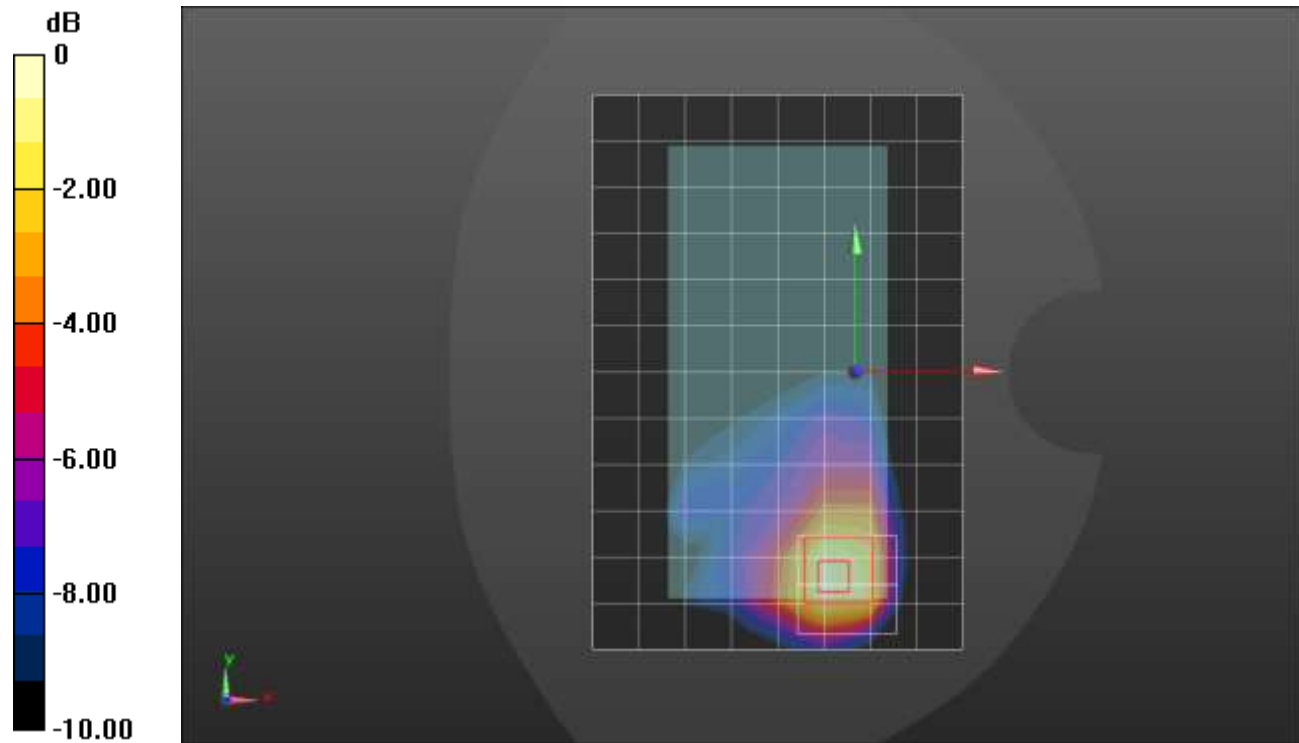
Peak SAR (extrapolated) = 1.72 W/kg

**SAR(1 g) = 0.824 W/kg; SAR(10 g) = 0.459 W/kg**

Smallest distance from peaks to all points 3 dB below = 9.3 mm

Ratio of SAR at M2 to SAR at M1 = 47.6%

Maximum value of SAR (measured) = 1.28 W/kg



0 dB = 1.28 W/kg = 1.07 dBW/kg

## W-CDMA Band II ANT 4

Frequency: 1907.6 MHz; Duty Cycle: 1:1; Room Ambient Temperature: 24.0°C; Liquid Temperature: 23.0°C  
Medium parameters used (interpolated):  $f = 1907.6$  MHz;  $\sigma = 1.458$  S/m;  $\epsilon_r = 38.069$ ;  $\rho = 1000$  kg/m<sup>3</sup>

Dasy Configuration:

- Area Scan Setting: Find Secondary Maximum within 2.0 dB and with a peak SAR value greater than 0.0012 W/kg
- Electronics: DAE4 Sn1545; Calibrated: 2/23/2022
- Probe: EX3DV4 - SN7500; ConvF(8.1, 8.1, 8.1) @ 1907.6 MHz; Calibrated: 3/25/2022
- Sensor-Surface: 1.4mm (Mechanical Surface Detection)
- Phantom: Twin-SAM V8.0 (20deg probe tilt); Type: QD 000 P41 AA; Serial: 1948

**LHS/Touch\_RMC Rel. 99\_ch 9538/Area Scan (8x13x1):** Measurement grid: dx=15mm, dy=15mm  
Maximum value of SAR (measured) = 0.945 W/kg

**LHS/Touch\_RMC Rel. 99\_ch 9538/Zoom Scan (5x5x7)/Cube 0:** Measurement grid: dx=8mm, dy=8mm, dz=5mm

Reference Value = 25.75 V/m; Power Drift = -0.00 dB

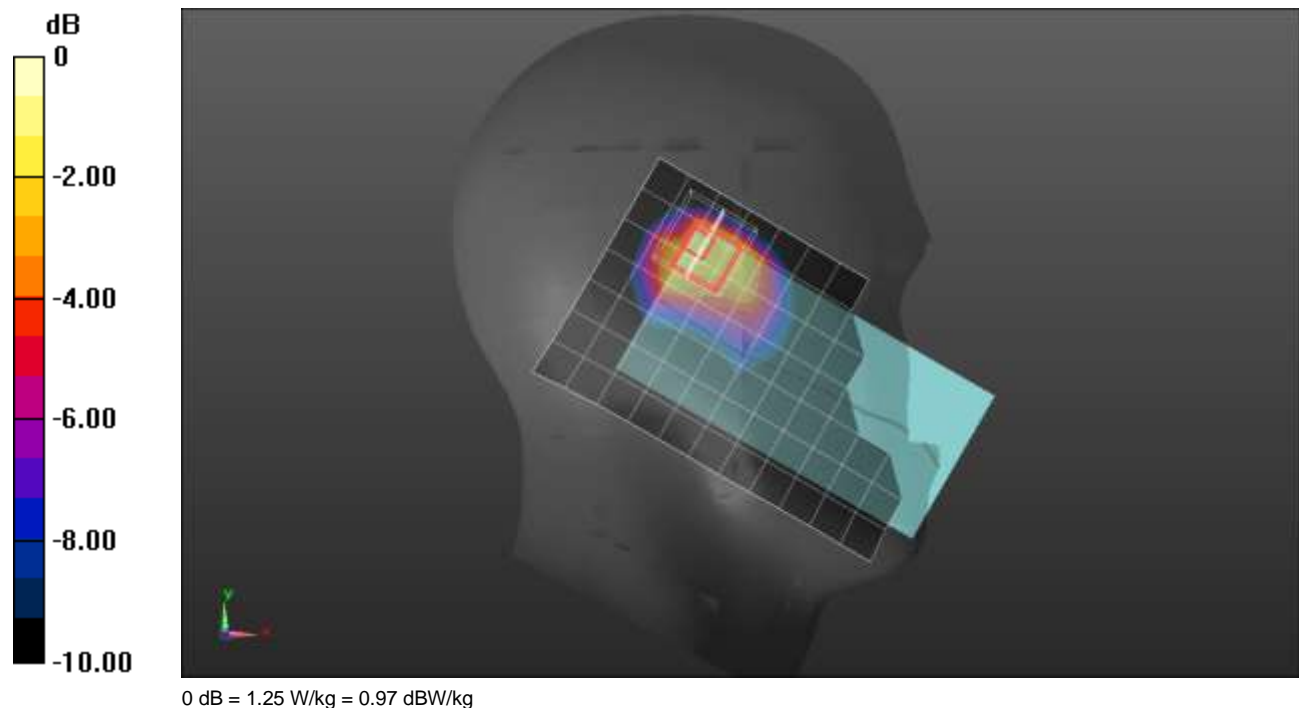
Peak SAR (extrapolated) = 1.72 W/kg

**SAR(1 g) = 0.775 W/kg; SAR(10 g) = 0.414 W/kg**

Smallest distance from peaks to all points 3 dB below = 6.6 mm

Ratio of SAR at M2 to SAR at M1 = 50.2%

Maximum value of SAR (measured) = 1.25 W/kg



## W-CDMA Band II ANT 4

Frequency: 1880 MHz; Duty Cycle: 1:1; Room Ambient Temperature: 24.0°C; Liquid Temperature: 23.0°C  
Medium parameters used:  $f = 1880$  MHz;  $\sigma = 1.403$  S/m;  $\epsilon_r = 38.692$ ;  $\rho = 1000$  kg/m<sup>3</sup>

Dasy Configuration:

- Area Scan Setting: Find Secondary Maximum within 2.0 dB and with a peak SAR value greater than 0.0012 W/kg
- Electronics: DAE4 Sn1545; Calibrated: 2/23/2022
- Probe: EX3DV4 - SN7500; ConvF(8.1, 8.1, 8.1) @ 1880 MHz; Calibrated: 3/25/2022
- Sensor-Surface: 1.4mm (Mechanical Surface Detection)
- Phantom: Twin-SAM V8.0 (20deg probe tilt); Type: QD 000 P41 AA; Serial: 1948

**Rear/RMC Rel. 99\_ch 9400 /Area Scan (8x13x1):** Measurement grid: dx=15mm, dy=15mm

Maximum value of SAR (measured) = 0.758 W/kg

**Rear/RMC Rel. 99\_ch 9400 /Zoom Scan (5x5x7)/Cube 0:** Measurement grid: dx=8mm, dy=8mm, dz=5mm

Reference Value = 21.90 V/m; Power Drift = 0.01 dB

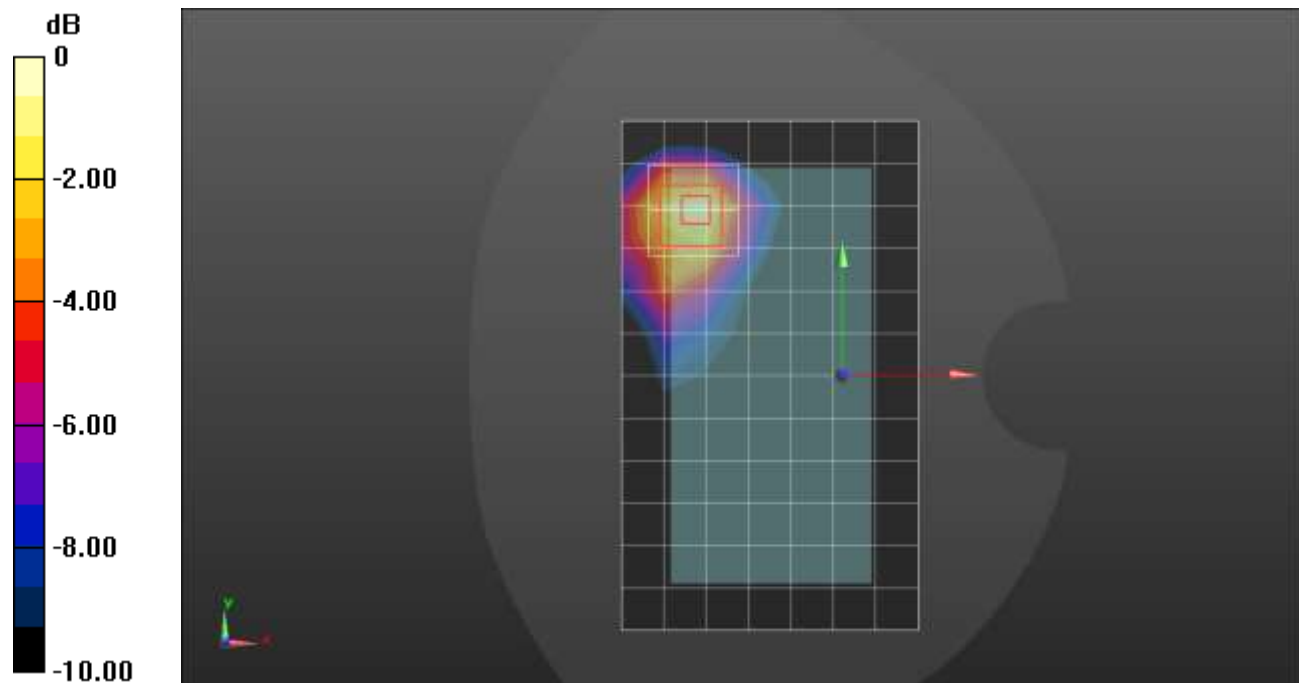
Peak SAR (extrapolated) = 1.03 W/kg

**SAR(1 g) = 0.501 W/kg; SAR(10 g) = 0.258 W/kg**

Smallest distance from peaks to all points 3 dB below = 12.9 mm

Ratio of SAR at M2 to SAR at M1 = 47.9%

Maximum value of SAR (measured) = 0.830 W/kg



## W-CDMA Band II ANT 4

Frequency: 1907.6 MHz; Duty Cycle: 1:1; Room Ambient Temperature: 24.0°C; Liquid Temperature: 23.0°C  
Medium parameters used (interpolated):  $f = 1907.6$  MHz;  $\sigma = 1.42$  S/m;  $\epsilon_r = 38.69$ ;  $\rho = 1000$  kg/m<sup>3</sup>

Dasy Configuration:

- Area Scan Setting: Find Secondary Maximum within 2.0 dB and with a peak SAR value greater than 0.0012 W/kg
- Electronics: DAE4 Sn1545; Calibrated: 2/23/2022
- Probe: EX3DV4 - SN7500; ConvF(8.1, 8.1, 8.1) @ 1907.6 MHz; Calibrated: 3/25/2022
- Sensor-Surface: 1.4mm (Mechanical Surface Detection)
- Phantom: Twin-SAM V8.0 (20deg probe tilt); Type: QD 000 P41 AA; Serial: 1948

**Edge 2/RMC Rel. 99\_ch 9538/Area Scan (5x14x1):** Measurement grid: dx=15mm, dy=15mm

[Info: Interpolated medium parameters used for SAR evaluation.](#)

Maximum value of SAR (measured) = 0.870 W/kg

**Edge 2/RMC Rel. 99\_ch 9538/Zoom Scan (5x5x7)/Cube 0:** Measurement grid: dx=8mm, dy=8mm, dz=5mm

Reference Value = 25.67 V/m; Power Drift = 0.06 dB

Peak SAR (extrapolated) = 1.66 W/kg

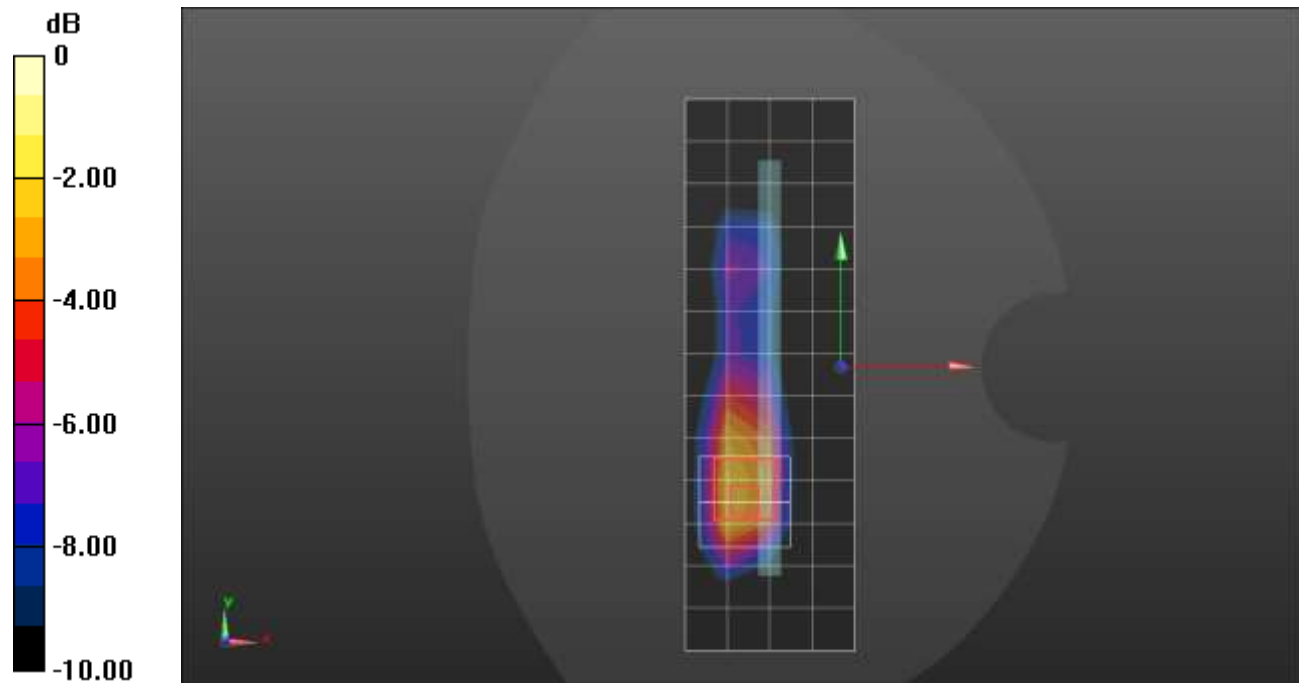
**SAR(1 g) = 0.794 W/kg; SAR(10 g) = 0.393 W/kg**

Smallest distance from peaks to all points 3 dB below = 8 mm

Ratio of SAR at M2 to SAR at M1 = 51%

[Info: Interpolated medium parameters used for SAR evaluation.](#)

Maximum value of SAR (measured) = 1.31 W/kg





## W-CDMA Band IV ANT1

Frequency: 1732.6 MHz; Duty Cycle: 1:1; Room Ambient Temperature: 24.0°C; Liquid Temperature: 23.0°C  
Medium parameters used (interpolated):  $f = 1732.6$  MHz;  $\sigma = 1.4$  S/m;  $\epsilon_r = 38.143$ ;  $\rho = 1000$  kg/m<sup>3</sup>

Dasy Configuration:

- Area Scan Setting: Find Secondary Maximum within 2.0 dB and with a peak SAR value greater than 0.0012 W/kg
- Electronics: DAE4 Sn1258; Calibrated: 3/18/2022
- Probe: EX3DV4 - SN7498; ConvF(8.73, 8.73, 8.73) @ 1732.6 MHz; Calibrated: 3/24/2022
- Sensor-Surface: 1.4mm (Mechanical Surface Detection)
- Phantom: Twin-SAM V8.0 (20deg probe tilt); Type: QD 000 P41 AA; Serial: 1956

**RHS/Touch\_RMC Rel. 99\_ch 1413/Area Scan (8x13x1):** Measurement grid: dx=15mm, dy=15mm

[Info: Interpolated medium parameters used for SAR evaluation.](#)

Maximum value of SAR (measured) = 0.119 W/kg

**RHS/Touch\_RMC Rel. 99\_ch 1413/Zoom Scan (5x5x7)/Cube 0:** Measurement grid: dx=8mm, dy=8mm, dz=5mm

Reference Value = 9.019 V/m; Power Drift = 0.13 dB

Peak SAR (extrapolated) = 0.139 W/kg

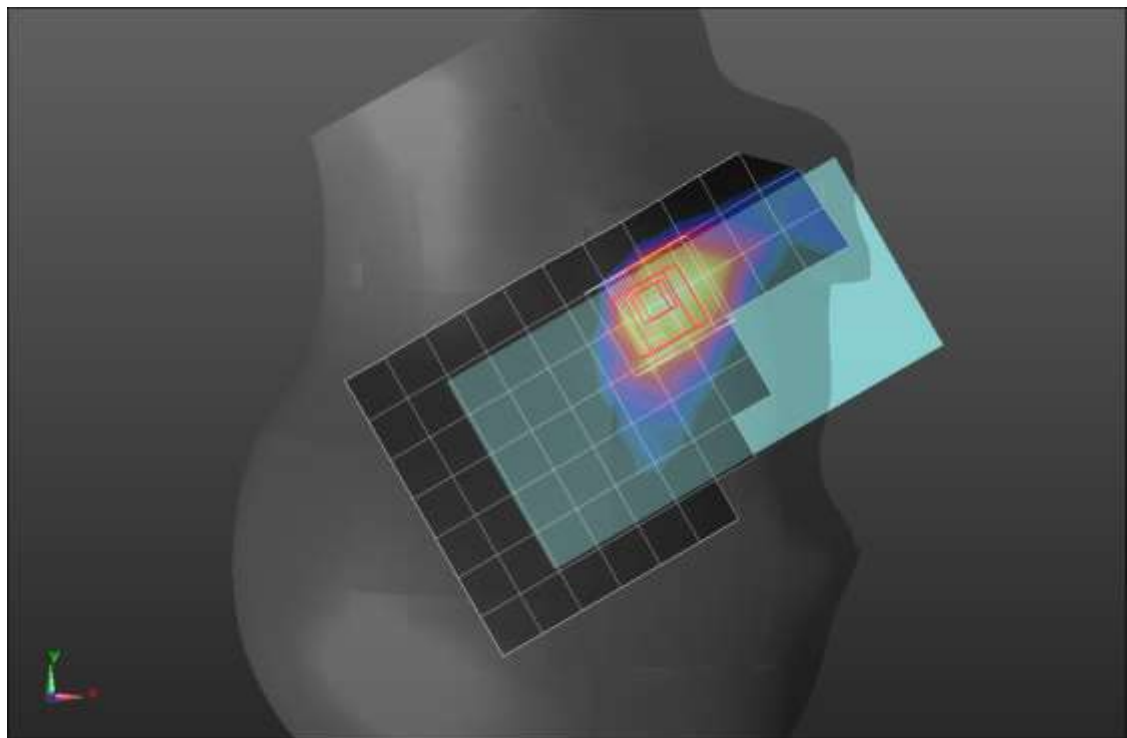
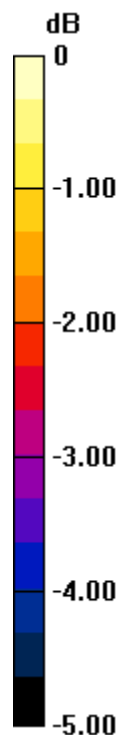
**SAR(1 g) = 0.093 W/kg; SAR(10 g) = 0.060 W/kg**

Smallest distance from peaks to all points 3 dB below = 15.7 mm

Ratio of SAR at M2 to SAR at M1 = 68.6%

[Info: Interpolated medium parameters used for SAR evaluation.](#)

Maximum value of SAR (measured) = 0.121 W/kg



0 dB = 0.121 W/kg = -9.17 dBW/kg

## W-CDMA Band IV ANT 1

Frequency: 1732.6 MHz; Duty Cycle: 1:1; Room Ambient Temperature: 24.0°C; Liquid Temperature: 23.0°C  
Medium parameters used (interpolated):  $f = 1732.6$  MHz;  $\sigma = 1.318$  S/m;  $\epsilon_r = 41.079$ ;  $\rho = 1000$  kg/m<sup>3</sup>

Dasy Configuration:

- Area Scan Setting: Find Secondary Maximum within 2.0 dB and with a peak SAR value greater than 0.0012 W/kg
- Electronics: DAE4 Sn1258; Calibrated: 3/18/2022
- Probe: EX3DV4 - SN7498; ConvF(8.73, 8.73, 8.73) @ 1732.6 MHz; Calibrated: 3/24/2022
- Sensor-Surface: 1.4mm (Mechanical Surface Detection)
- Phantom: Twin-SAM V8.0 (20deg probe tilt); Type: QD 000 P41 AA; Serial: 1956

**Rear/RMC Rel. 99\_ch 1413/Area Scan (9x14x1):** Measurement grid: dx=15mm, dy=15mm

[Info: Interpolated medium parameters used for SAR evaluation.](#)

Maximum value of SAR (measured) = 0.704 W/kg

**Rear/RMC Rel. 99\_ch 1413/Zoom Scan (5x5x7)/Cube 0:** Measurement grid: dx=8mm, dy=8mm, dz=5mm

Reference Value = 24.14 V/m; Power Drift = -0.13 dB

Peak SAR (extrapolated) = 0.941 W/kg

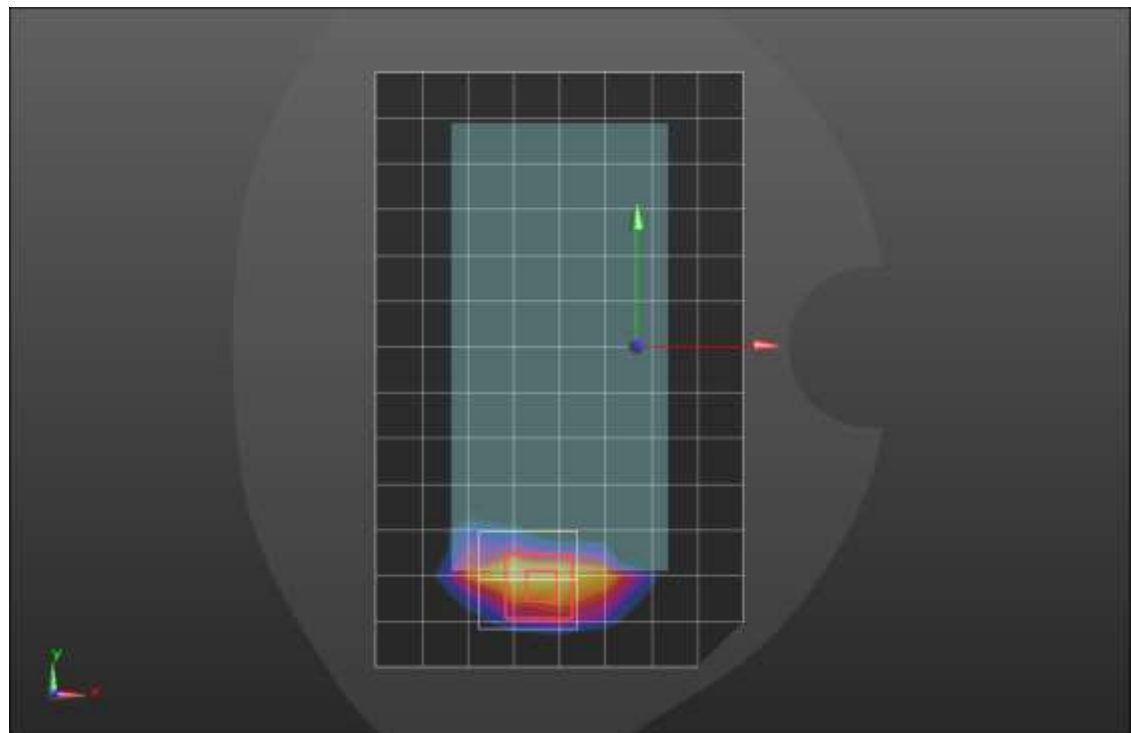
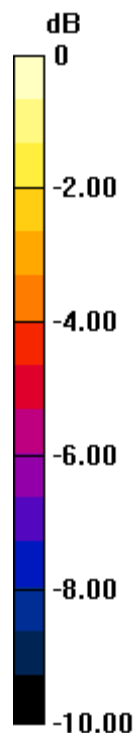
**SAR(1 g) = 0.484 W/kg; SAR(10 g) = 0.241 W/kg**

Smallest distance from peaks to all points 3 dB below = 8 mm

Ratio of SAR at M2 to SAR at M1 = 49.8%

[Info: Interpolated medium parameters used for SAR evaluation.](#)

Maximum value of SAR (measured) = 0.781 W/kg



0 dB = 0.781 W/kg = -1.07 dBW/kg

## W-CDMA Band IV ANT1

Frequency: 1752.6 MHz; Duty Cycle: 1:1; Room Ambient Temperature: 24.0°C; Liquid Temperature: 23.0°C  
Medium parameters used (interpolated):  $f = 1752.6$  MHz;  $\sigma = 1.408$  S/m;  $\epsilon_r = 38.155$ ;  $\rho = 1000$  kg/m<sup>3</sup>

Dasy Configuration:

- Area Scan Setting: Find Secondary Maximum within 2.0 dB and with a peak SAR value greater than 0.0012 W/kg
- Electronics: DAE4 Sn1258; Calibrated: 3/18/2022
- Probe: EX3DV4 - SN7498; ConvF(8.73, 8.73, 8.73) @ 1752.6 MHz; Calibrated: 3/24/2022
- Sensor-Surface: 1.4mm (Mechanical Surface Detection)
- Phantom: Twin-SAM V8.0 (20deg probe tilt); Type: QD 000 P41 AA; Serial: 1956

**Edge 3/RMC Rel. 99\_ch 1513/Area Scan (7x7x1):** Measurement grid: dx=15mm, dy=15mm

[Info: Interpolated medium parameters used for SAR evaluation.](#)

Maximum value of SAR (measured) = 0.767 W/kg

**Edge 3/RMC Rel. 99\_ch 1513/Zoom Scan (5x5x7)/Cube 0:** Measurement grid: dx=8mm, dy=8mm, dz=5mm

Reference Value = 22.72 V/m; Power Drift = 0.02 dB

Peak SAR (extrapolated) = 1.66 W/kg

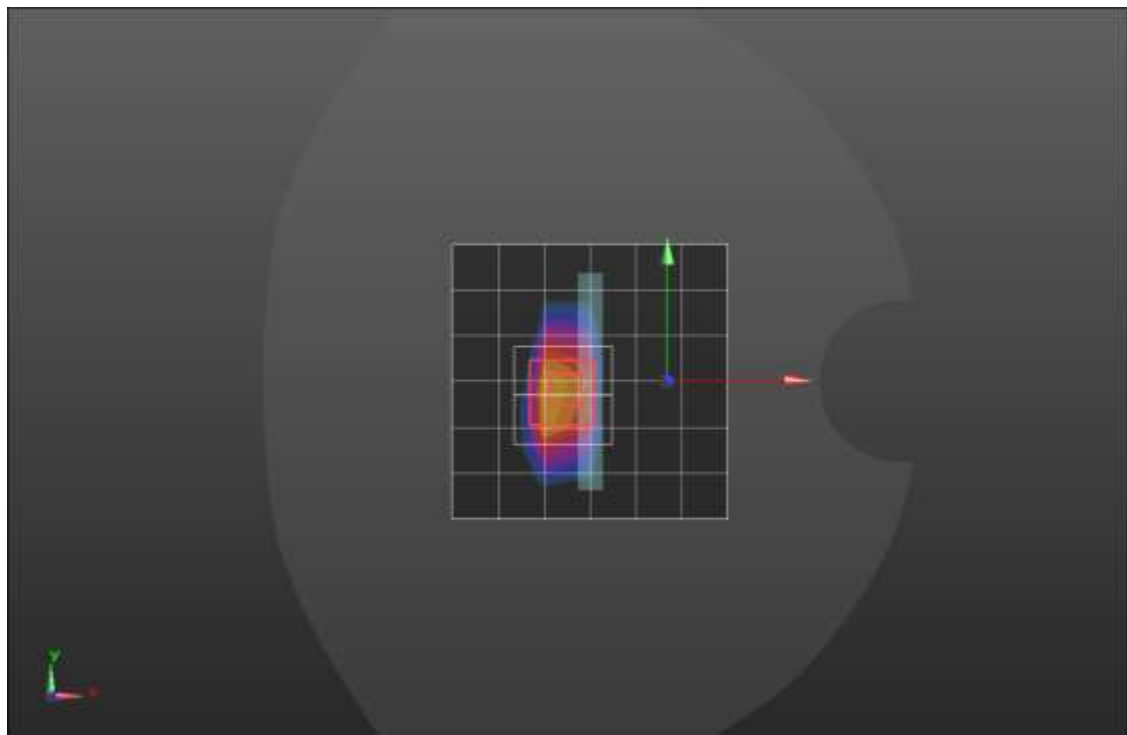
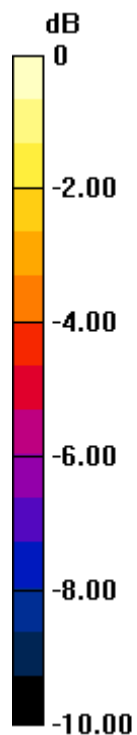
**SAR(1 g) = 0.828 W/kg; SAR(10 g) = 0.385 W/kg**

Smallest distance from peaks to all points 3 dB below = 7.2 mm

Ratio of SAR at M2 to SAR at M1 = 50.7%

[Info: Interpolated medium parameters used for SAR evaluation.](#)

Maximum value of SAR (measured) = 1.36 W/kg



0 dB = 1.36 W/kg = 1.34 dBW/kg

## W-CDMA Band IV ANT 2

Frequency: 1712.4 MHz; Duty Cycle: 1:1; Room Ambient Temperature: 24.0°C; Liquid Temperature: 23.0°C  
Medium parameters used (interpolated):  $f = 1712.4$  MHz;  $\sigma = 1.404$  S/m;  $\epsilon_r = 38.539$ ;  $\rho = 1000$  kg/m<sup>3</sup>

Dasy Configuration:

- Area Scan Setting: Find Secondary Maximum within 2.0 dB and with a peak SAR value greater than 0.0012 W/kg
- Electronics: DAE4 Sn1258; Calibrated: 3/18/2022
- Probe: EX3DV4 - SN7498; ConvF(8.73, 8.73, 8.73) @ 1712.4 MHz; Calibrated: 3/24/2022
- Sensor-Surface: 1.4mm (Mechanical Surface Detection)
- Phantom: Twin-SAM V8.0 (20deg probe tilt); Type: QD 000 P41 AA; Serial: 1956

**RHS/Touch\_RMC Rel. 99\_ch 1312/Area Scan (8x13x1):** Measurement grid: dx=15mm, dy=15mm

[Info: Interpolated medium parameters used for SAR evaluation.](#)

Maximum value of SAR (measured) = 0.995 W/kg

**RHS/Touch\_RMC Rel. 99\_ch 1312/Zoom Scan (5x5x7)/Cube 0:** Measurement grid: dx=8mm, dy=8mm, dz=5mm

Reference Value = 28.56 V/m; Power Drift = 0.10 dB

Peak SAR (extrapolated) = 1.63 W/kg

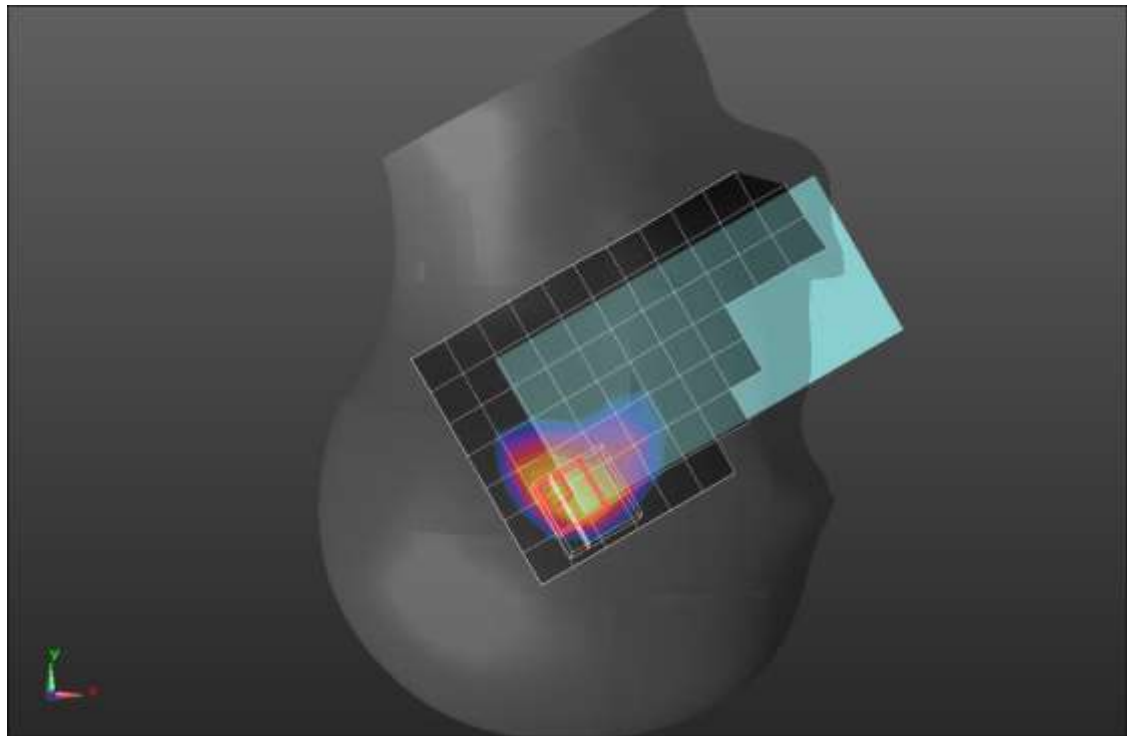
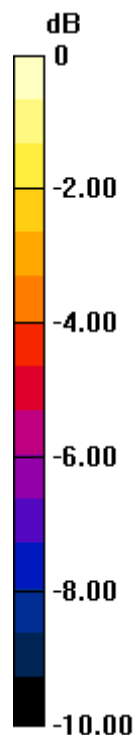
**SAR(1 g) = 0.767 W/kg; SAR(10 g) = 0.376 W/kg**

Smallest distance from peaks to all points 3 dB below = 9.3 mm

Ratio of SAR at M2 to SAR at M1 = 47%

[Info: Interpolated medium parameters used for SAR evaluation.](#)

Maximum value of SAR (measured) = 1.33 W/kg



0 dB = 1.33 W/kg = 1.24 dBW/kg

## W-CDMA Band IV ANT 2

Frequency: 1732.6 MHz; Duty Cycle: 1:1; Room Ambient Temperature: 24.0°C; Liquid Temperature: 23.0°C  
Medium parameters used (interpolated):  $f = 1732.6$  MHz;  $\sigma = 1.397$  S/m;  $\epsilon_r = 38.979$ ;  $\rho = 1000$  kg/m<sup>3</sup>

Dasy Configuration:

- Area Scan Setting: Find Secondary Maximum within 2.0 dB and with a peak SAR value greater than 0.0012 W/kg
- Electronics: DAE4 Sn1258; Calibrated: 3/18/2022
- Probe: EX3DV4 - SN7498; ConvF(8.73, 8.73, 8.73) @ 1732.6 MHz; Calibrated: 3/24/2022
- Sensor-Surface: 1.4mm (Mechanical Surface Detection)
- Phantom: Twin-SAM V8.0 (20deg probe tilt); Type: QD 000 P41 AA; Serial: 1956

**Rear/RMC Rel. 99\_ch 1413/Area Scan (8x15x1):** Measurement grid: dx=15mm, dy=15mm

[Info: Interpolated medium parameters used for SAR evaluation.](#)

Maximum value of SAR (measured) = 1.41 W/kg

**Rear/RMC Rel. 99\_ch 1413/Zoom Scan (5x5x7)/Cube 0:** Measurement grid: dx=8mm, dy=8mm, dz=5mm

Reference Value = 33.07 V/m; Power Drift = -0.03 dB

Peak SAR (extrapolated) = 1.86 W/kg

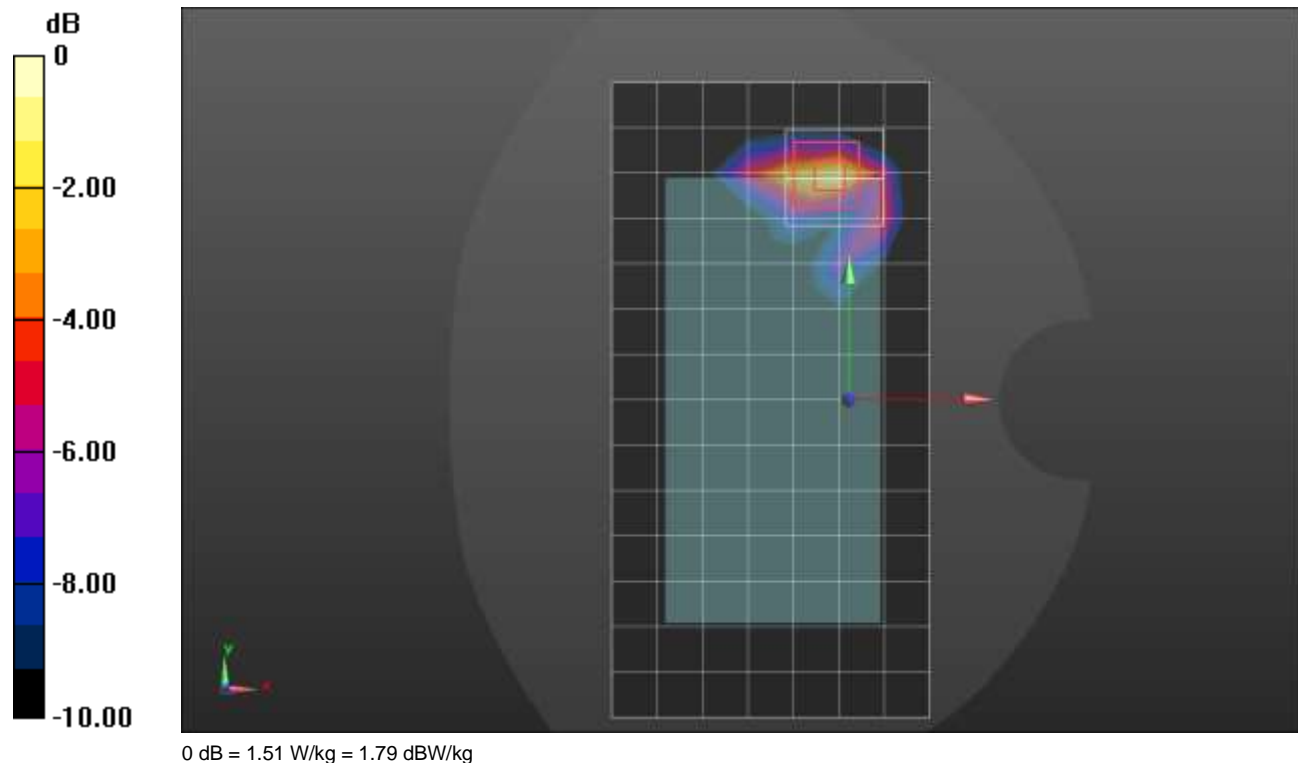
**SAR(1 g) = 0.851 W/kg; SAR(10 g) = 0.398 W/kg**

Smallest distance from peaks to all points 3 dB below = 8 mm

Ratio of SAR at M2 to SAR at M1 = 46.8%

[Info: Interpolated medium parameters used for SAR evaluation.](#)

Maximum value of SAR (measured) = 1.51 W/kg



## W-CDMA Band IV ANT 3

Frequency: 1732.6 MHz; Duty Cycle: 1:1; Room Ambient Temperature: 24.0°C; Liquid Temperature: 23.0°C  
Medium parameters used (interpolated):  $f = 1732.6$  MHz;  $\sigma = 1.378$  S/m;  $\epsilon_r = 39.038$ ;  $\rho = 1000$  kg/m<sup>3</sup>

Dasy Configuration:

- Area Scan Setting: Find Secondary Maximum within 2.0 dB and with a peak SAR value greater than 0.0012 W/kg
- Electronics: DAE4 Sn1545; Calibrated: 2/23/2022
- Probe: EX3DV4 - SN7500; ConvF(8.42, 8.42, 8.42) @ 1732.6 MHz; Calibrated: 3/25/2022
- Sensor-Surface: 1.4mm (Mechanical Surface Detection)
- Phantom: Twin-SAM V8.0 (20deg probe tilt); Type: QD 000 P41 AA; Serial: 1948

**LHS/Touch\_Rel. 99\_Channel 1413/Area Scan (8x12x1):** Measurement grid: dx=15mm, dy=15mm

[Info: Interpolated medium parameters used for SAR evaluation.](#)

Maximum value of SAR (measured) = 0.489 W/kg

**LHS/Touch\_Rel. 99\_Channel 1413/Zoom Scan (5x5x7)/Cube 0:** Measurement grid: dx=8mm, dy=8mm, dz=5mm

Reference Value = 19.13 V/m; Power Drift = -0.03 dB

Peak SAR (extrapolated) = 0.606 W/kg

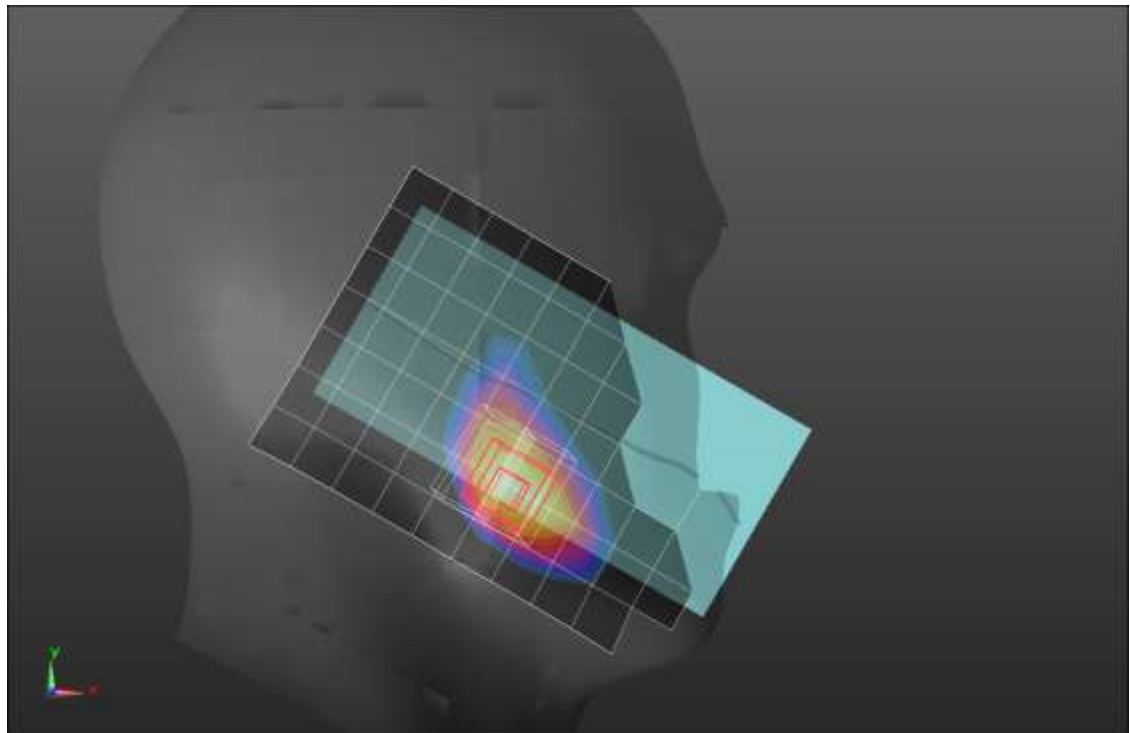
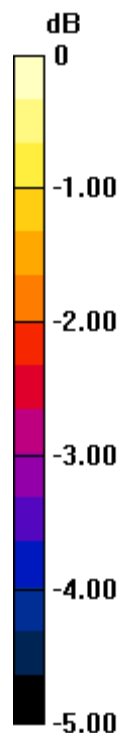
**SAR(1 g) = 0.380 W/kg; SAR(10 g) = 0.242 W/kg**

Smallest distance from peaks to all points 3 dB below = 13.3 mm

Ratio of SAR at M2 to SAR at M1 = 61.1%

[Info: Interpolated medium parameters used for SAR evaluation.](#)

Maximum value of SAR (measured) = 0.503 W/kg



0 dB = 0.503 W/kg = -2.98 dBW/kg

## W-CDMA Band IV ANT 3

Frequency: 1712.4 MHz; Duty Cycle: 1:1; Room Ambient Temperature: 24.0°C; Liquid Temperature: 23.0°C  
Medium parameters used (interpolated):  $f = 1712.4$  MHz;  $\sigma = 1.366$  S/m;  $\epsilon_r = 39.059$ ;  $\rho = 1000$  kg/m<sup>3</sup>

Dasy Configuration:

- Area Scan Setting: Find Secondary Maximum within 2.0 dB and with a peak SAR value greater than 0.0012 W/kg
- Electronics: DAE4 Sn1545; Calibrated: 2/23/2022
- Probe: EX3DV4 - SN7500; ConvF(8.42, 8.42, 8.42) @ 1712.4 MHz; Calibrated: 3/25/2022
- Sensor-Surface: 1.4mm (Mechanical Surface Detection)
- Phantom: Twin-SAM V8.0 (20deg probe tilt); Type: QD 000 P41 AA; Serial: 1948

**Rear/Rel. 99\_Ch 1312/Area Scan (8x14x1):** Measurement grid: dx=15mm, dy=15mm

[Info: Interpolated medium parameters used for SAR evaluation.](#)

Maximum value of SAR (measured) = 1.01 W/kg

**Rear/Rel. 99\_Ch 1312/Zoom Scan (5x5x7)/Cube 0:** Measurement grid: dx=8mm, dy=8mm, dz=5mm

Reference Value = 28.19 V/m; Power Drift = -0.02 dB

Peak SAR (extrapolated) = 1.47 W/kg

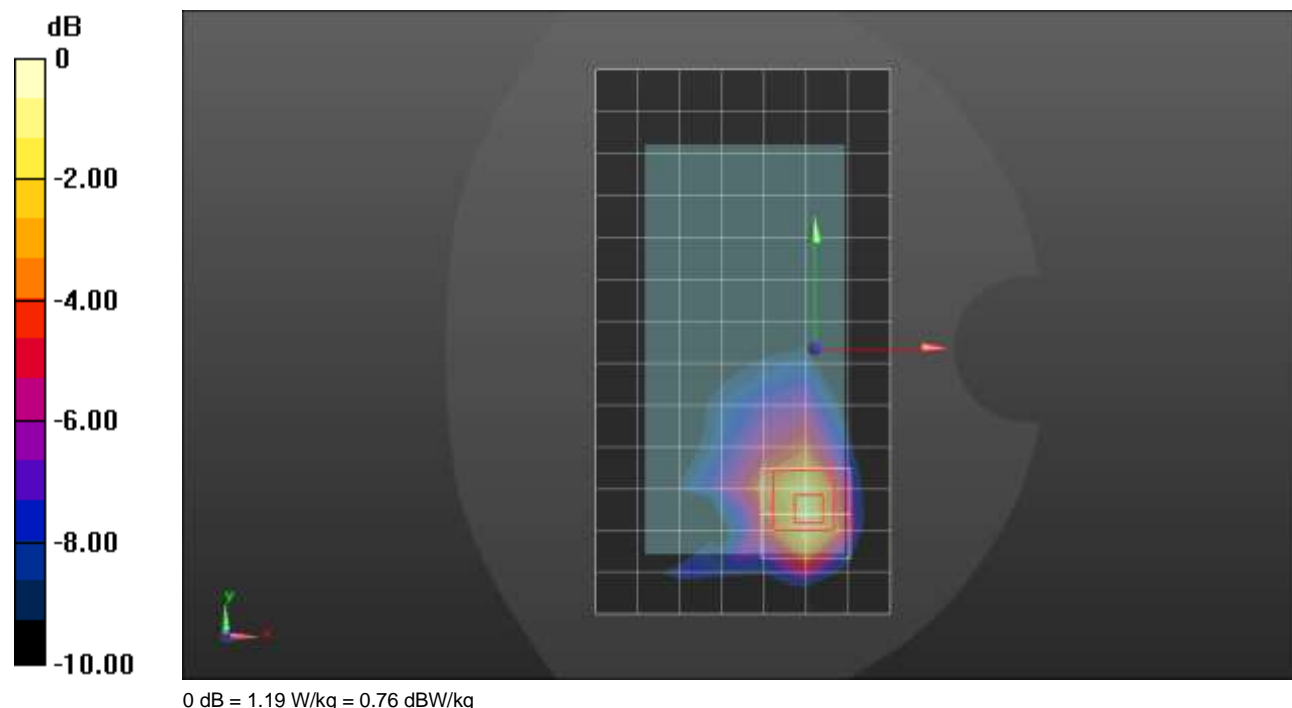
**SAR(1 g) = 0.766 W/kg; SAR(10 g) = 0.398 W/kg**

Smallest distance from peaks to all points 3 dB below = 9.6 mm

Ratio of SAR at M2 to SAR at M1 = 51.4%

[Info: Interpolated medium parameters used for SAR evaluation.](#)

Maximum value of SAR (measured) = 1.19 W/kg



## W-CDMA Band IV ANT 4

Frequency: 1752.6 MHz; Duty Cycle: 1:1; Room Ambient Temperature: 24.0°C; Liquid Temperature: 23.0°C  
Medium parameters used (interpolated):  $f = 1752.6$  MHz;  $\sigma = 1.359$  S/m;  $\epsilon_r = 38.743$ ;  $\rho = 1000$  kg/m<sup>3</sup>

Dasy Configuration:

- Area Scan Setting: Find Secondary Maximum within 2.0 dB and with a peak SAR value greater than 0.0012 W/kg
- Electronics: DAE4 Sn1545; Calibrated: 2/23/2022
- Probe: EX3DV4 - SN7500; ConvF(8.42, 8.42, 8.42) @ 1752.6 MHz; Calibrated: 3/25/2022
- Sensor-Surface: 1.4mm (Mechanical Surface Detection)
- Phantom: Twin-SAM V8.0 (20deg probe tilt); Type: QD 000 P41 AA; Serial: 1948

**LHS/ Touch\_Rel. 99\_Channel 1513/Area Scan (8x13x1):** Measurement grid: dx=15mm, dy=15mm  
Maximum value of SAR (measured) = 0.967 W/kg

**LHS/ Touch\_Rel. 99\_Channel 1513/Zoom Scan (5x5x7)/Cube 0:** Measurement grid: dx=8mm, dy=8mm, dz=5mm

Reference Value = 26.92 V/m; Power Drift = 0.01 dB

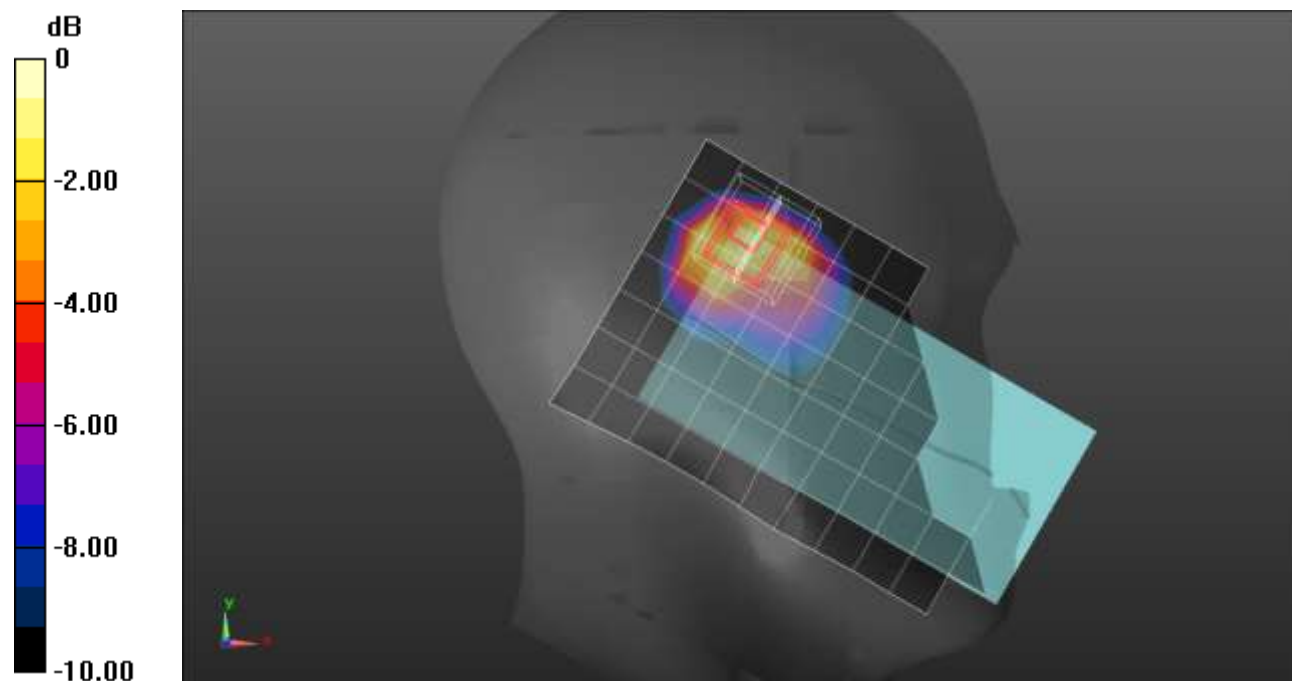
Peak SAR (extrapolated) = 1.56 W/kg

**SAR(1 g) = 0.727 W/kg; SAR(10 g) = 0.371 W/kg**

Smallest distance from peaks to all points 3 dB below = 8.1 mm

Ratio of SAR at M2 to SAR at M1 = 46.9%

Maximum value of SAR (measured) = 1.23 W/kg



0 dB = 1.23 W/kg = 0.90 dBW/kg



## W-CDMA Band IV ANT 4

Frequency: 1732.6 MHz; Duty Cycle: 1:1; Room Ambient Temperature: 24.0°C; Liquid Temperature: 23.0°C  
Medium parameters used (interpolated):  $f = 1732.6$  MHz;  $\sigma = 1.353$  S/m;  $\epsilon_r = 38.904$ ;  $\rho = 1000$  kg/m<sup>3</sup>

Dasy Configuration:

- Area Scan Setting: Find Secondary Maximum within 2.0 dB and with a peak SAR value greater than 0.0012 W/kg
- Electronics: DAE4 Sn1545; Calibrated: 2/23/2022
- Probe: EX3DV4 - SN7500; ConvF(8.42, 8.42, 8.42) @ 1732.6 MHz; Calibrated: 3/25/2022
- Sensor-Surface: 1.4mm (Mechanical Surface Detection)
- Phantom: Twin-SAM V8.0 (20deg probe tilt); Type: QD 000 P41 AA; Serial: 1948

**Rear/Rel. 99\_Channel 1413/Area Scan (8x14x1):** Measurement grid: dx=15mm, dy=15mm

[Info: Interpolated medium parameters used for SAR evaluation.](#)

Maximum value of SAR (measured) = 0.846 W/kg

**Rear/Rel. 99\_Channel 1413/Zoom Scan (5x5x7)/Cube 0:** Measurement grid: dx=8mm, dy=8mm, dz=5mm

Reference Value = 26.21 V/m; Power Drift = -0.06 dB

Peak SAR (extrapolated) = 1.10 W/kg

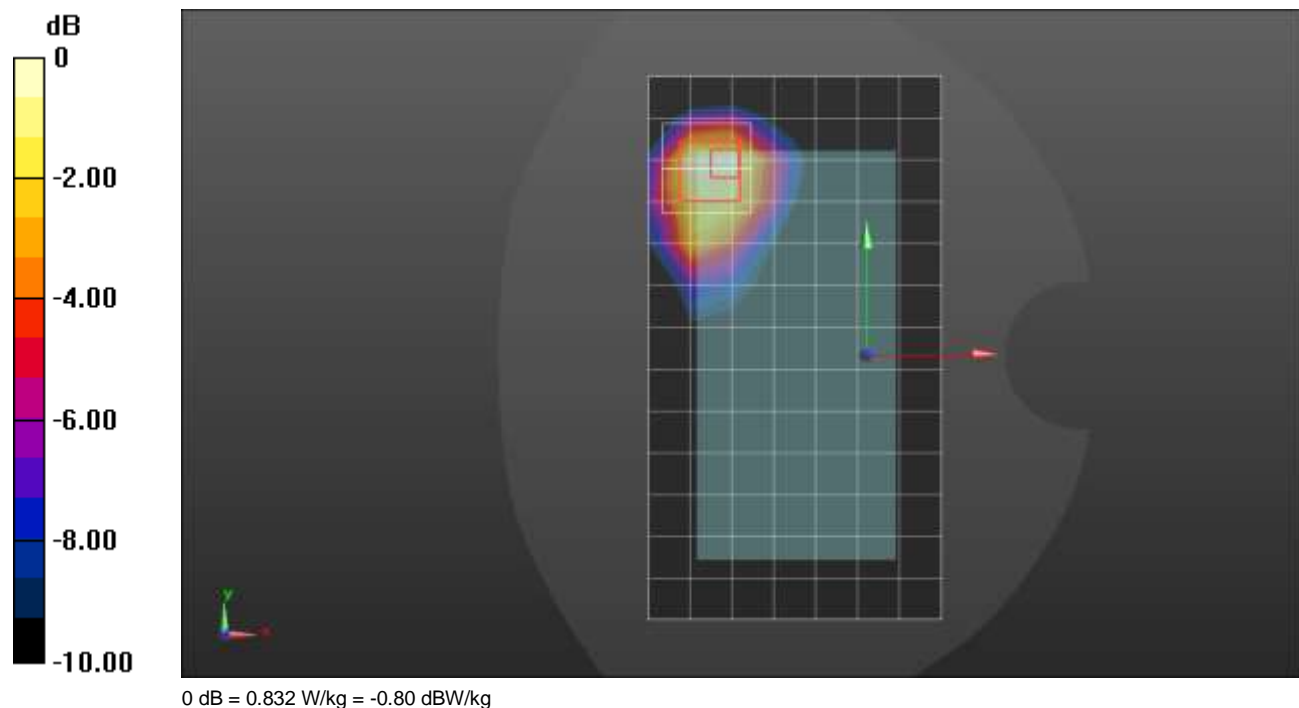
**SAR(1 g) = 0.494 W/kg; SAR(10 g) = 0.270 W/kg**

Smallest distance from peaks to all points 3 dB below = 8.2 mm

Ratio of SAR at M2 to SAR at M1 = 47.3%

[Info: Interpolated medium parameters used for SAR evaluation.](#)

Maximum value of SAR (measured) = 0.832 W/kg



## W-CDMA Band IV ANT 4

Frequency: 1732.6 MHz; Duty Cycle: 1:1; Room Ambient Temperature: 24.0°C; Liquid Temperature: 23.0°C  
Medium parameters used (interpolated):  $f = 1732.6$  MHz;  $\sigma = 1.38$  S/m;  $\epsilon_r = 38.398$ ;  $\rho = 1000$  kg/m<sup>3</sup>

Dasy Configuration:

- Area Scan Setting: Find Secondary Maximum within 2.0 dB and with a peak SAR value greater than 0.0012 W/kg
- Electronics: DAE4 Sn1258; Calibrated: 3/18/2022
- Probe: EX3DV4 - SN7498; ConvF(8.73, 8.73, 8.73) @ 1732.6 MHz; Calibrated: 3/24/2022
- Sensor-Surface: 1.4mm (Mechanical Surface Detection)
- Phantom: Twin-SAM V8.0 (20deg probe tilt); Type: QD 000 P41 AA; Serial: 1956

**Edge 2/RMC Rel. 99\_ch 1413/Area Scan (7x14x1):** Measurement grid: dx=15mm, dy=15mm

[Info: Interpolated medium parameters used for SAR evaluation.](#)

Maximum value of SAR (measured) = 1.07 W/kg

**Edge 2/RMC Rel. 99\_ch 1413/Zoom Scan (5x5x7)/Cube 0:** Measurement grid: dx=8mm, dy=8mm, dz=5mm

Reference Value = 28.81 V/m; Power Drift = 0.18 dB

Peak SAR (extrapolated) = 1.38 W/kg

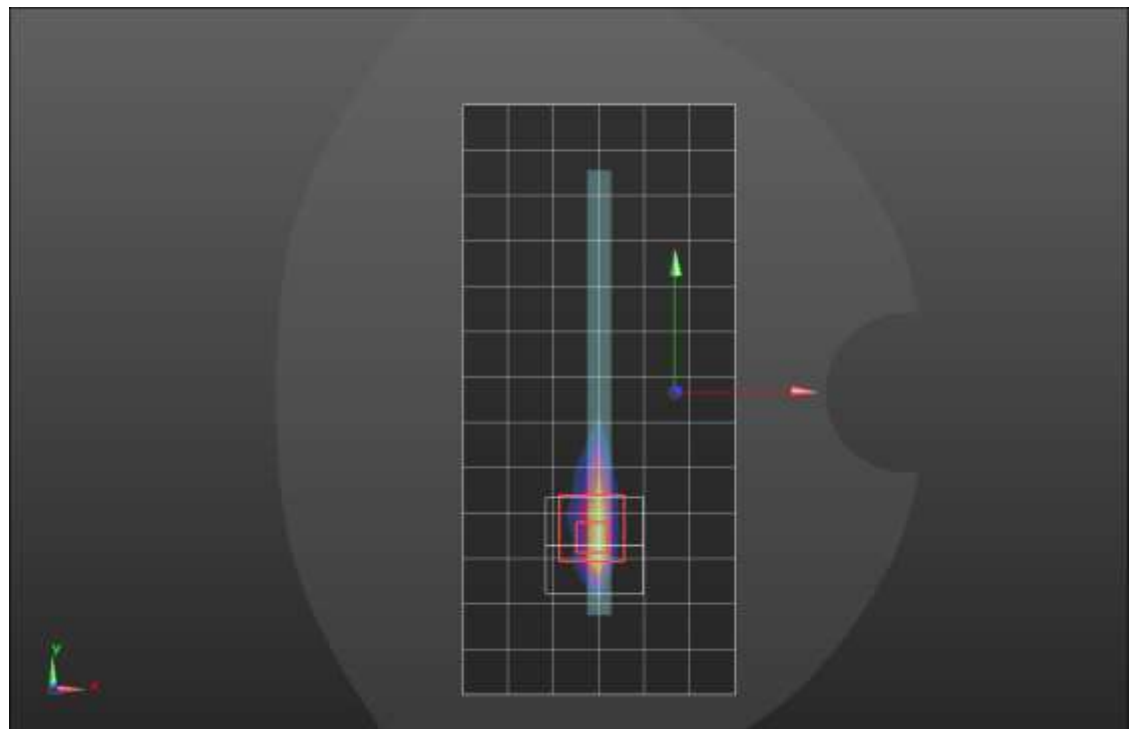
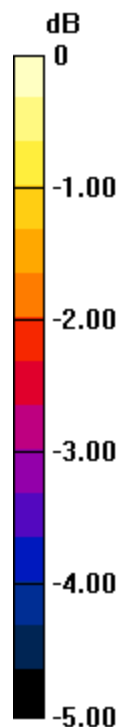
**SAR(1 g) = 0.710 W/kg; SAR(10 g) = 0.349 W/kg**

Smallest distance from peaks to all points 3 dB below = 8 mm

Ratio of SAR at M2 to SAR at M1 = 53.6%

[Info: Interpolated medium parameters used for SAR evaluation.](#)

Maximum value of SAR (measured) = 1.15 W/kg



0 dB = 1.15 W/kg = 0.61 dBW/kg

## W-CDMA Band V ANT 1

Frequency: 836.6 MHz; Duty Cycle: 1:1; Room Ambient Temperature: 24.0°C; Liquid Temperature: 23.0°C  
Medium parameters used (interpolated):  $f = 836.6$  MHz;  $\sigma = 0.934$  S/m;  $\epsilon_r = 41.161$ ;  $\rho = 1000$  kg/m<sup>3</sup>

Dasy Configuration:

- Area Scan Setting: Find Secondary Maximum within 2.0 dB and with a peak SAR value greater than 0.0012 W/kg
- Electronics: DAE4 Sn1380; Calibrated: 8/11/2021
- Probe: EX3DV4 - SN3686; ConvF(9.2, 9.2, 9.2) @ 836.6 MHz; Calibrated: 1/18/2022
- Sensor-Surface: 1.4mm (Mechanical Surface Detection)
- Phantom: Twin-SAM V5.0 (30deg probe tilt); Type: QD 000 P40 CD; Serial: xxxx

**RHS/Touch\_RMC Rel. 99\_ch 4183/Area Scan (8x13x1):** Measurement grid: dx=15mm, dy=15mm

[Info: Interpolated medium parameters used for SAR evaluation.](#)

Maximum value of SAR (measured) = 0.268 W/kg

**RHS/Touch\_RMC Rel. 99\_ch 4183/Zoom Scan (5x5x7)/Cube 0:** Measurement grid: dx=8mm, dy=8mm, dz=5mm

Reference Value = 16.32 V/m; Power Drift = 0.09 dB

Peak SAR (extrapolated) = 0.304 W/kg

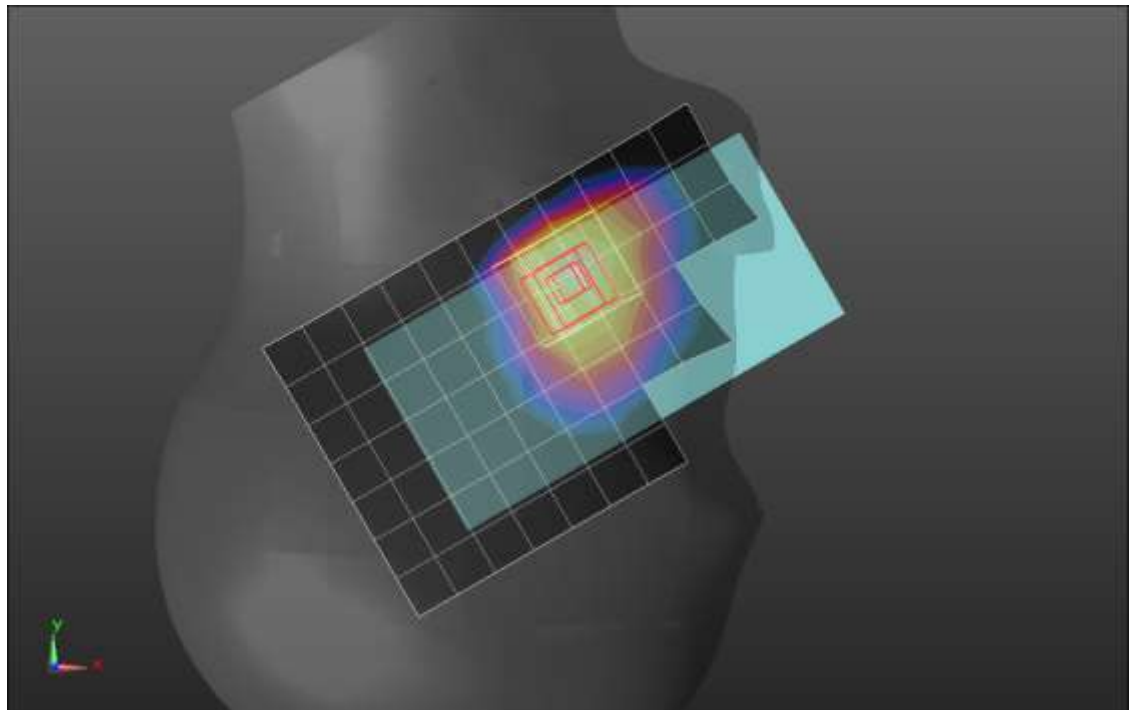
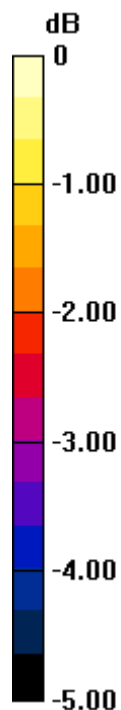
**SAR(1 g) = 0.222 W/kg; SAR(10 g) = 0.166 W/kg**

Smallest distance from peaks to all points 3 dB below: Larger than measurement grid (> 16 mm)

Ratio of SAR at M2 to SAR at M1 = 73%

[Info: Interpolated medium parameters used for SAR evaluation.](#)

Maximum value of SAR (measured) = 0.272 W/kg



0 dB = 0.272 W/kg = -5.65 dBW/kg

## W-CDMA Band V ANT 1

Frequency: 836.6 MHz; Duty Cycle: 1:1; Room Ambient Temperature: 24.0°C; Liquid Temperature: 23.0°C  
Medium parameters used (interpolated):  $f = 836.6$  MHz;  $\sigma = 0.9$  S/m;  $\epsilon_r = 41.832$ ;  $\rho = 1000$  kg/m<sup>3</sup>

Dasy Configuration:

- Area Scan Setting: Find Secondary Maximum within 2.0 dB and with a peak SAR value greater than 0.0012 W/kg
- Electronics: DAE4 Sn1380; Calibrated: 8/11/2021
- Probe: EX3DV4 - SN3686; ConvF(9.2, 9.2, 9.2) @ 836.6 MHz; Calibrated: 1/18/2022
- Sensor-Surface: 1.4mm (Mechanical Surface Detection)
- Phantom: Twin-SAM V5.0 (30deg probe tilt); Type: QD 000 P40 CD; Serial: xxxx

**Rear/RMC Rel. 99\_ch 4183/Area Scan (8x14x1):** Measurement grid: dx=15mm, dy=15mm

[Info: Interpolated medium parameters used for SAR evaluation.](#)

Maximum value of SAR (measured) = 0.965 W/kg

**Rear/RMC Rel. 99\_ch 4183/Zoom Scan (5x5x7)/Cube 0:** Measurement grid: dx=8mm, dy=8mm, dz=5mm

Reference Value = 30.89 V/m; Power Drift = -0.14 dB

Peak SAR (extrapolated) = 1.68 W/kg

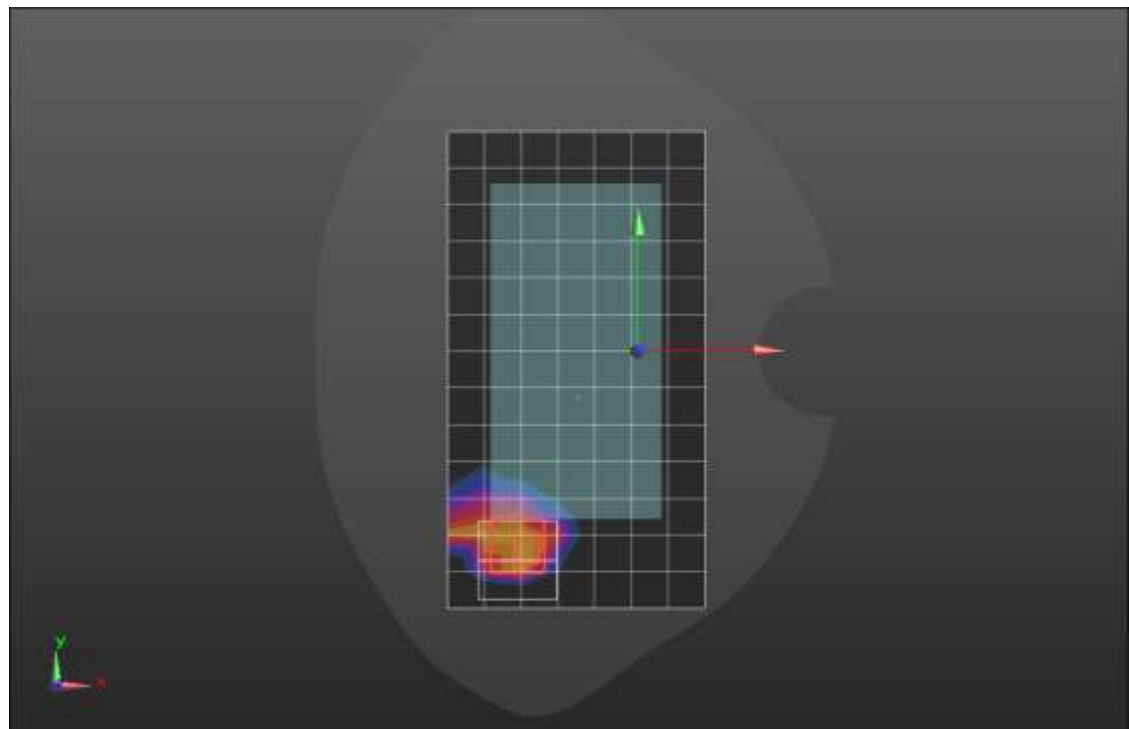
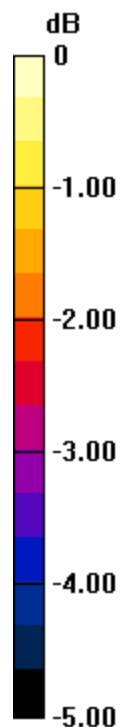
**SAR(1 g) = 0.773 W/kg; SAR(10 g) = 0.432 W/kg**

Smallest distance from peaks to all points 3 dB below = 9.6 mm

Ratio of SAR at M2 to SAR at M1 = 43.5%

[Info: Interpolated medium parameters used for SAR evaluation.](#)

Maximum value of SAR (measured) = 1.31 W/kg



0 dB = 1.31 W/kg = 1.17 dBW/kg

## W-CDMA Band V ANT 2

Frequency: 826.4 MHz; Duty Cycle: 1:1; Room Ambient Temperature: 24.0°C; Liquid Temperature: 23.0°C  
Medium parameters used (interpolated):  $f = 826.4$  MHz;  $\sigma = 0.887$  S/m;  $\epsilon_r = 41.362$ ;  $\rho = 1000$  kg/m<sup>3</sup>

Dasy Configuration:

- Area Scan Setting: Find Secondary Maximum within 2.0 dB and with a peak SAR value greater than 0.0012 W/kg
- Electronics: DAE4 Sn1548; Calibrated: 2/23/2022
- Probe: EX3DV4 - SN7482; ConvF(9.01, 9.01, 9.01); Calibrated: 4/26/2022;
- Sensor-Surface: 1.4mm (Mechanical Surface Detection)
- Phantom: SAM with CRP; Type: SAM; Serial: 1751

**RHS/Touch\_RMC Rel. 99\_ch 4132/Area Scan (8x13x1):** Measurement grid: dx=15mm, dy=15mm

[Info: Interpolated medium parameters used for SAR evaluation.](#)

Maximum value of SAR (measured) = 1.29 W/kg

**RHS/Touch\_RMC Rel. 99\_ch 4132/Zoom Scan (5x5x7)/Cube 0:** Measurement grid: dx=8mm, dy=8mm, dz=5mm

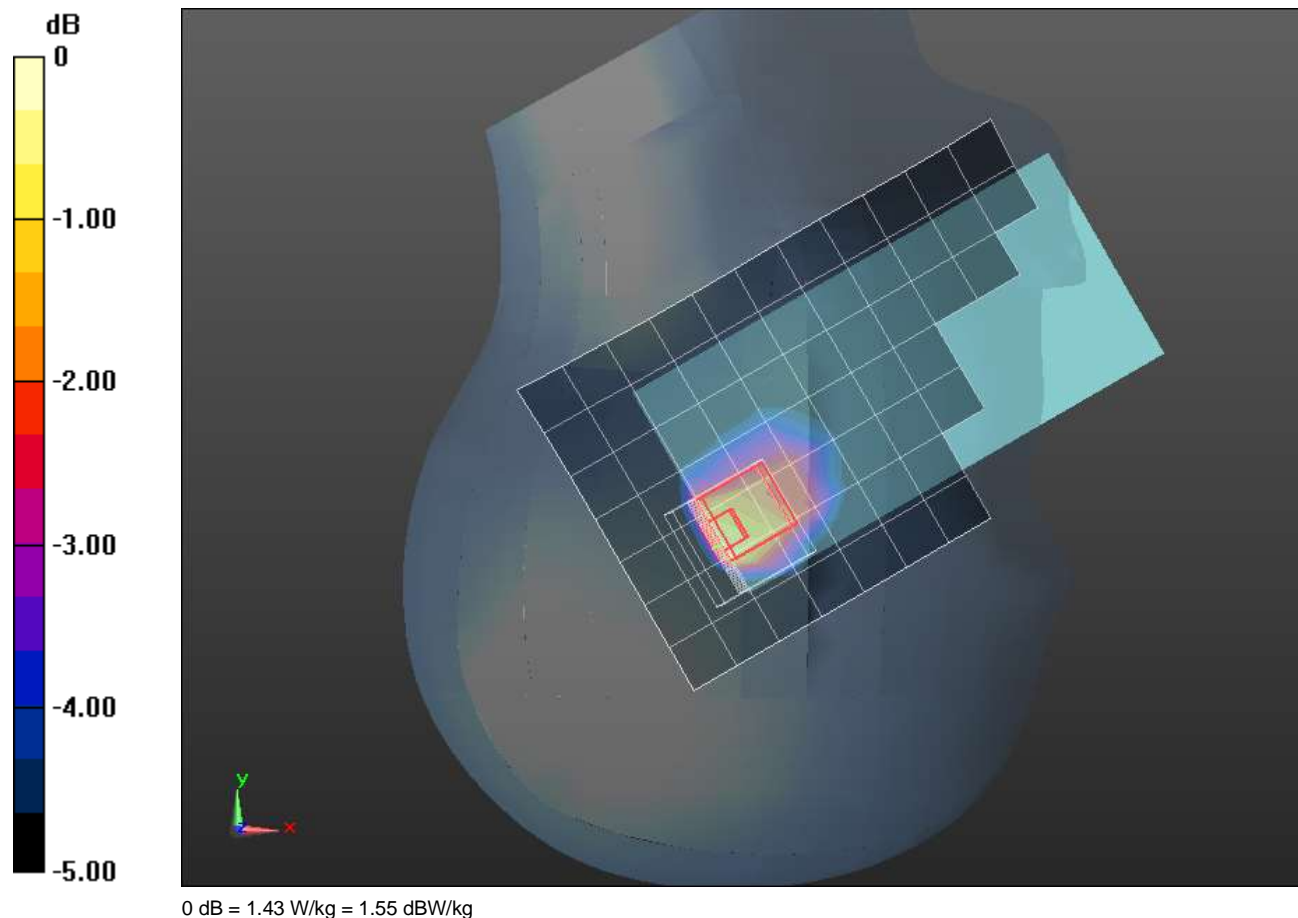
Reference Value = 32.60 V/m; Power Drift = 0.03 dB

Peak SAR (extrapolated) = 2.15 W/kg

**SAR(1 g) = 0.892 W/kg; SAR(10 g) = 0.581 W/kg**

[Info: Interpolated medium parameters used for SAR evaluation.](#)

Maximum value of SAR (measured) = 1.43 W/kg



## W-CDMA Band V ANT 2

Frequency: 836.6 MHz; Duty Cycle: 1:1; Room Ambient Temperature: 24.0°C; Liquid Temperature: 23.0°C  
Medium parameters used (interpolated):  $f = 836.6$  MHz;  $\sigma = 0.889$  S/m;  $\epsilon_r = 41.281$ ;  $\rho = 1000$  kg/m<sup>3</sup>

Dasy Configuration:

- Area Scan Setting: Find Secondary Maximum within 2.0 dB and with a peak SAR value greater than 0.0012 W/kg
- Electronics: DAE4 Sn1548; Calibrated: 2/23/2022
- Probe: EX3DV4 - SN7482; ConvF(9.01, 9.01, 9.01); Calibrated: 4/26/2022;
- Sensor-Surface: 1.4mm (Mechanical Surface Detection)
- Phantom: SAM with CRP; Type: SAM; Serial: 1751

**Rear/RMC Rel. 99\_ch 4183/Area Scan (8x14x1):** Measurement grid: dx=15mm, dy=15mm

[Info: Interpolated medium parameters used for SAR evaluation.](#)

Maximum value of SAR (measured) = 0.719 W/kg

**Rear/RMC Rel. 99\_ch 4183/Zoom Scan (7x6x7)/Cube 0:** Measurement grid: dx=8mm, dy=8mm, dz=5mm

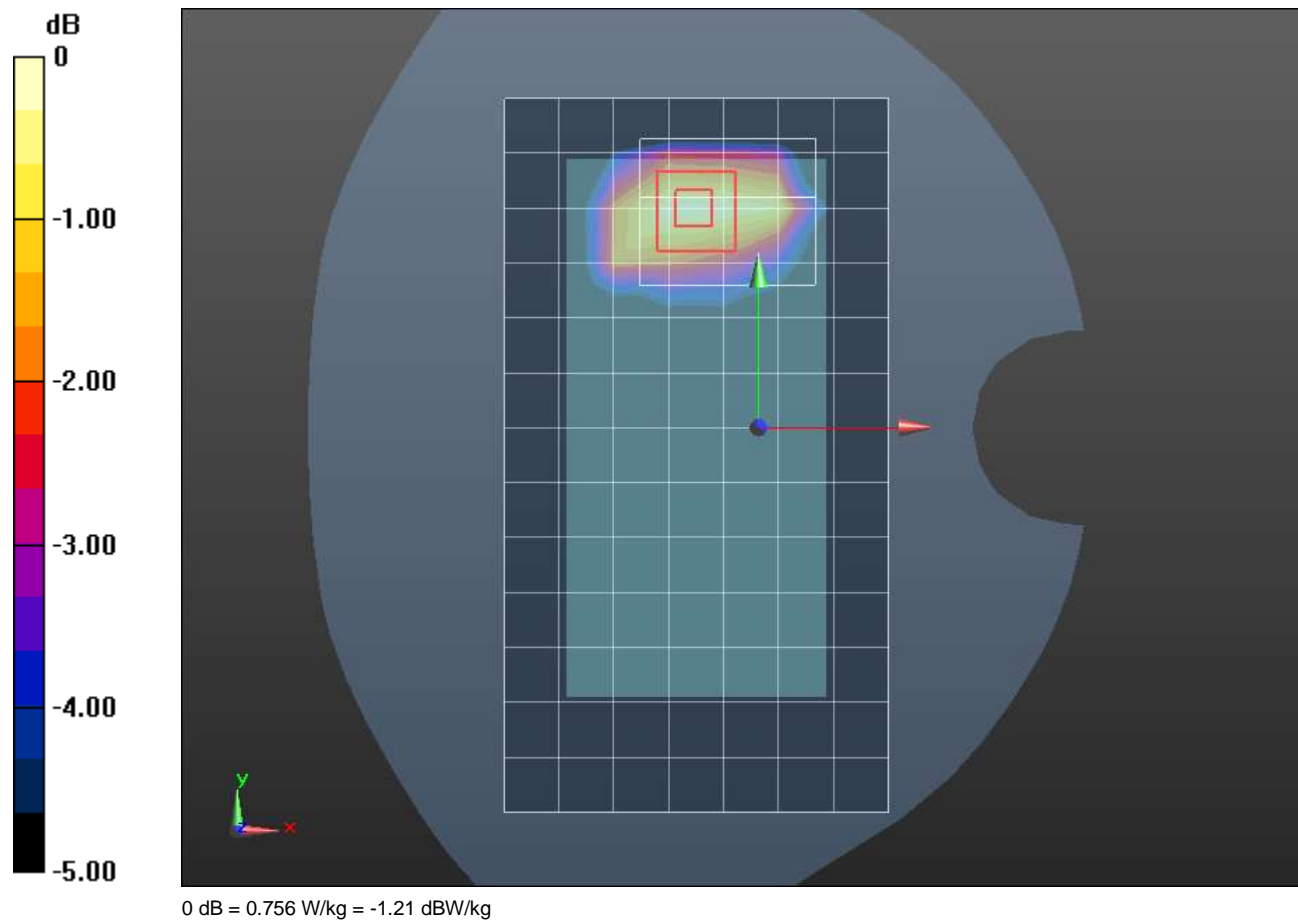
Reference Value = 18.26 V/m; Power Drift = 0.15 dB

Peak SAR (extrapolated) = 0.944 W/kg

**SAR(1 g) = 0.578 W/kg; SAR(10 g) = 0.369 W/kg**

[Info: Interpolated medium parameters used for SAR evaluation.](#)

Maximum value of SAR (measured) = 0.756 W/kg



## LTE Band 5 ANT 1

Frequency: 836.5 MHz; Duty Cycle: 1:1; Room Ambient Temperature: 24.0°C; Liquid Temperature: 23.0°C  
Medium parameters used (interpolated):  $f = 836.5$  MHz;  $\sigma = 0.934$  S/m;  $\epsilon_r = 41.161$ ;  $\rho = 1000$  kg/m<sup>3</sup>

Dasy Configuration:

- Area Scan Setting: Find Secondary Maximum within 2.0 dB and with a peak SAR value greater than 0.0012 W/kg
- Electronics: DAE4 Sn1380; Calibrated: 8/11/2021
- Probe: EX3DV4 - SN3686; ConvF(9.2, 9.2, 9.2) @ 836.5 MHz; Calibrated: 1/18/2022
- Sensor-Surface: 1.4mm (Mechanical Surface Detection)
- Phantom: Twin-SAM V5.0 (30deg probe tilt); Type: QD 000 P40 CD; Serial: xxxx

**RHS Touch\_QPSK RB 1,25 Ch 20525/Area Scan (8x14x1):** Measurement grid: dx=15mm, dy=15mm

[Info: Interpolated medium parameters used for SAR evaluation.](#)

Maximum value of SAR (measured) = 0.215 W/kg

**RHS Touch\_QPSK RB 1,25 Ch 20525/Zoom Scan (5x5x7)/Cube 0:** Measurement grid: dx=8mm, dy=8mm, dz=5mm

Reference Value = 15.33 V/m; Power Drift = 0.20 dB

Peak SAR (extrapolated) = 0.240 W/kg

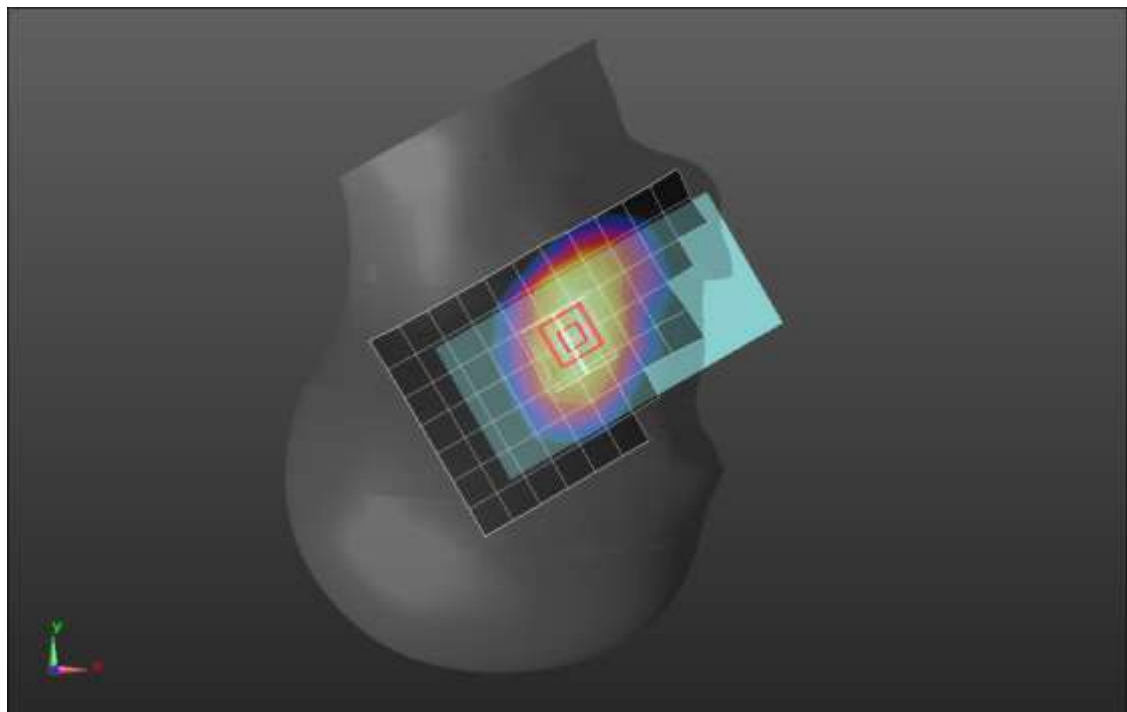
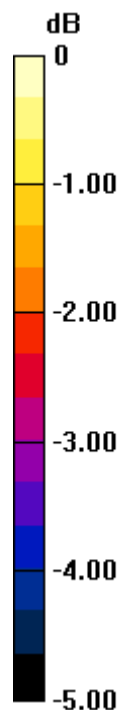
**SAR(1 g) = 0.185 W/kg; SAR(10 g) = 0.143 W/kg**

Smallest distance from peaks to all points 3 dB below: Larger than measurement grid (> 16 mm)

Ratio of SAR at M2 to SAR at M1 = 77.7%

[Info: Interpolated medium parameters used for SAR evaluation.](#)

Maximum value of SAR (measured) = 0.221 W/kg



0 dB = 0.221 W/kg = -6.56 dBW/kg



## LTE Band 5 ANT 1

Frequency: 836.5 MHz; Duty Cycle: 1:1; Room Ambient Temperature: 24.0°C; Liquid Temperature: 23.0°C  
Medium parameters used (interpolated):  $f = 836.5$  MHz;  $\sigma = 0.945$  S/m;  $\epsilon_r = 39.527$ ;  $\rho = 1000$  kg/m<sup>3</sup>

Dasy Configuration:

- Area Scan Setting: Find Secondary Maximum within 2.0 dB and with a peak SAR value greater than 0.0012 W/kg
- Electronics: DAE4 Sn1548; Calibrated: 2/23/2022
- Probe: EX3DV4 - SN7482; ConvF(9.01, 9.01, 9.01); Calibrated: 4/26/2022;
- Sensor-Surface: 1.4mm (Mechanical Surface Detection)
- Phantom: SAM with CRP; Type: SAM; Serial: 2048

**Rear/QPSK RB 25,12 Ch 20525/Area Scan (9x13x1):** Measurement grid: dx=15mm, dy=15mm

[Info: Interpolated medium parameters used for SAR evaluation.](#)

Maximum value of SAR (measured) = 1.32 W/kg

**Rear/QPSK RB 25,12 Ch 20525/Zoom Scan (7x5x7)/Cube 0:** Measurement grid: dx=8mm, dy=8mm, dz=5mm

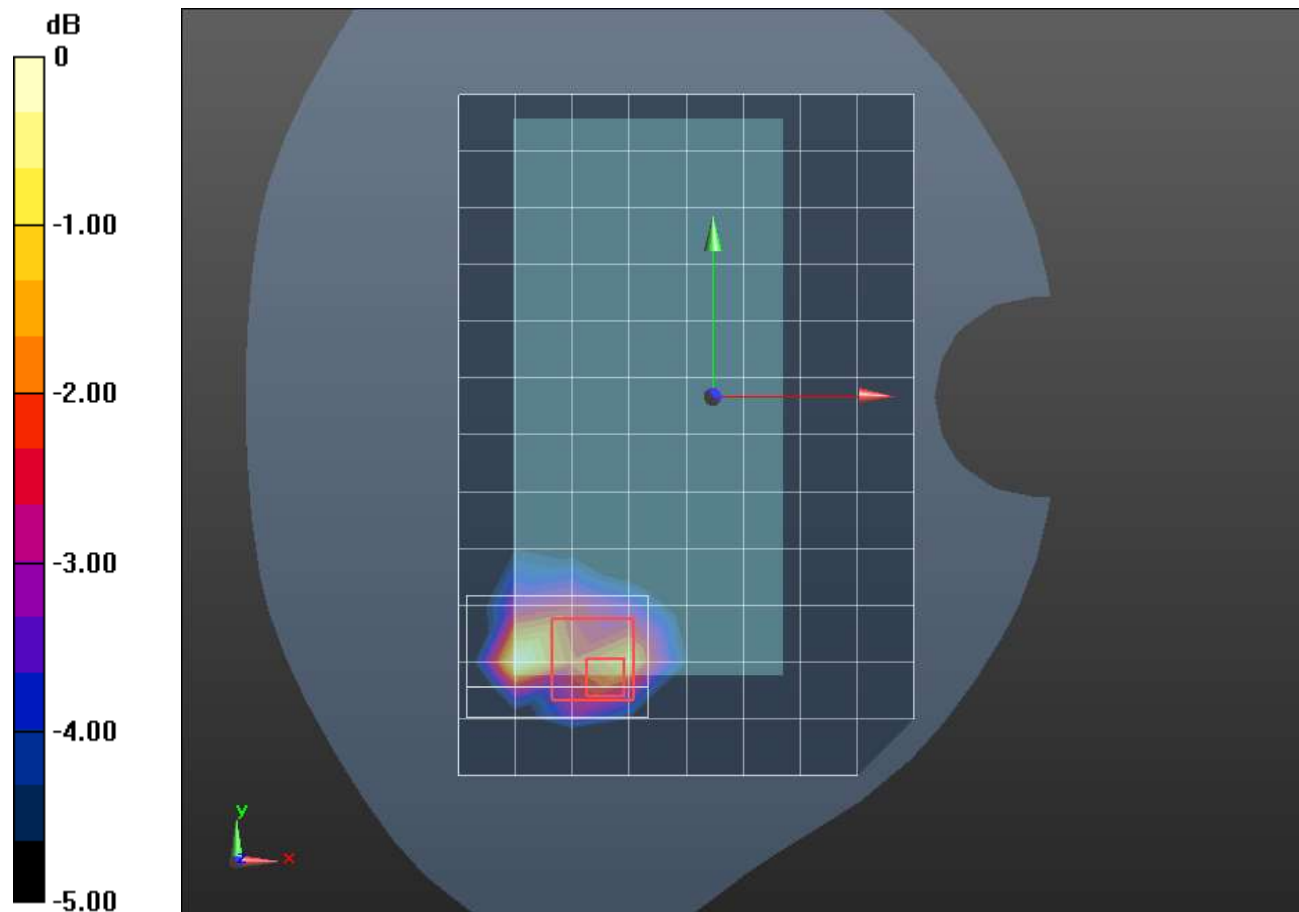
Reference Value = 39.40 V/m; Power Drift = -0.01 dB

Peak SAR (extrapolated) = 1.74 W/kg

**SAR(1 g) = 0.747 W/kg; SAR(10 g) = 0.411 W/kg**

[Info: Interpolated medium parameters used for SAR evaluation.](#)

Maximum value of SAR (measured) = 1.30 W/kg



0 dB = 1.30 W/kg = 1.14 dBW/kg



## LTE Band 5 ANT 2

Frequency: 836.5 MHz; Duty Cycle: 1:1; Room Ambient Temperature: 24.0°C; Liquid Temperature: 23.0°C  
Medium parameters used (interpolated):  $f = 836.5$  MHz;  $\sigma = 0.945$  S/m;  $\epsilon_r = 39.527$ ;  $\rho = 1000$  kg/m<sup>3</sup>

Dasy Configuration:

- Area Scan Setting: Find Secondary Maximum within 2.0 dB and with a peak SAR value greater than 0.0012 W/kg
- Electronics: DAE4 Sn1548; Calibrated: 2/23/2022
- Probe: EX3DV4 - SN7482; ConvF(9.01, 9.01, 9.01); Calibrated: 4/26/2022;
- Sensor-Surface: 1.4mm (Mechanical Surface Detection)
- Phantom: SAM with CRP; Type: SAM; Serial: 1751

**RHS/ Touch\_QPSK RB 1,25 Ch 20525/Area Scan (9x14x1):** Measurement grid: dx=15mm, dy=15mm

[Info: Interpolated medium parameters used for SAR evaluation.](#)

Maximum value of SAR (measured) = 1.17 W/kg

**RHS/Touch\_QPSK RB 1,25 Ch 20525/Zoom Scan (6x6x7)/Cube 0:** Measurement grid: dx=8mm, dy=8mm, dz=5mm

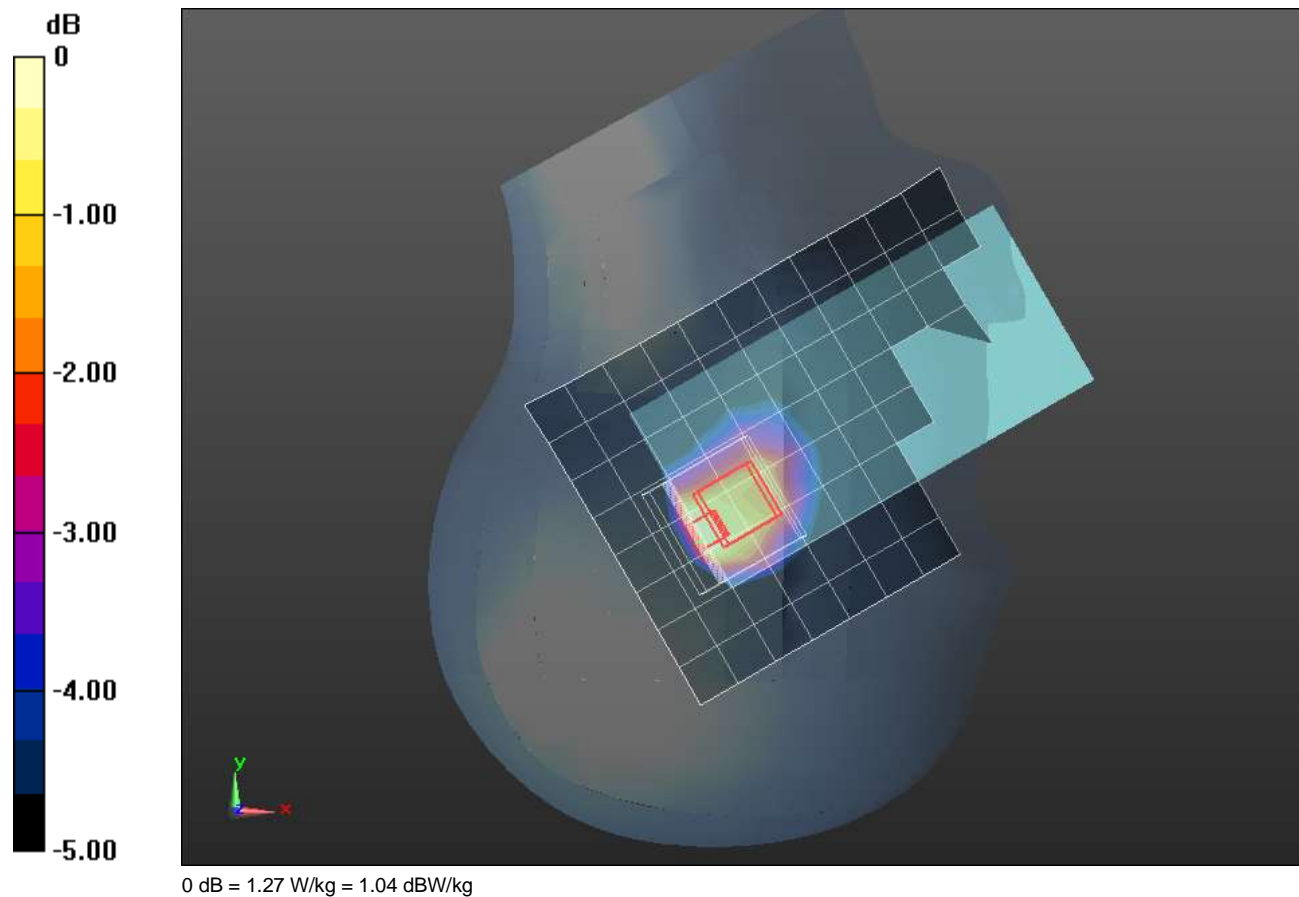
Reference Value = 34.71 V/m; Power Drift = 0.02 dB

Peak SAR (extrapolated) = 1.78 W/kg

**SAR(1 g) = 0.861 W/kg; SAR(10 g) = 0.586 W/kg**

[Info: Interpolated medium parameters used for SAR evaluation.](#)

Maximum value of SAR (measured) = 1.27 W/kg



## LTE Band 5 ANT 2

Frequency: 836.5 MHz; Duty Cycle: 1:1; Room Ambient Temperature: 24.0°C; Liquid Temperature: 23.0°C  
Medium parameters used (interpolated):  $f = 836.5$  MHz;  $\sigma = 0.945$  S/m;  $\epsilon_r = 39.527$ ;  $\rho = 1000$  kg/m<sup>3</sup>

Dasy Configuration:

- Area Scan Setting: Find Secondary Maximum within 2.0 dB and with a peak SAR value greater than 0.0012 W/kg
- Electronics: DAE4 Sn1548; Calibrated: 2/23/2022
- Probe: EX3DV4 - SN7482; ConvF(9.01, 9.01, 9.01); Calibrated: 4/26/2022;
- Sensor-Surface: 1.4mm (Mechanical Surface Detection)
- Phantom: SAM with CRP; Type: SAM; Serial: 1751

**Rear/QPSK RB 1,25 Ch 20525/Area Scan (9x14x1):** Measurement grid: dx=15mm, dy=15mm

[Info: Interpolated medium parameters used for SAR evaluation.](#)

Maximum value of SAR (measured) = 0.915 W/kg

**Rear/QPSK RB 1,25 Ch 20525/Zoom Scan (5x5x7)/Cube 0:** Measurement grid: dx=8mm, dy=8mm, dz=5mm

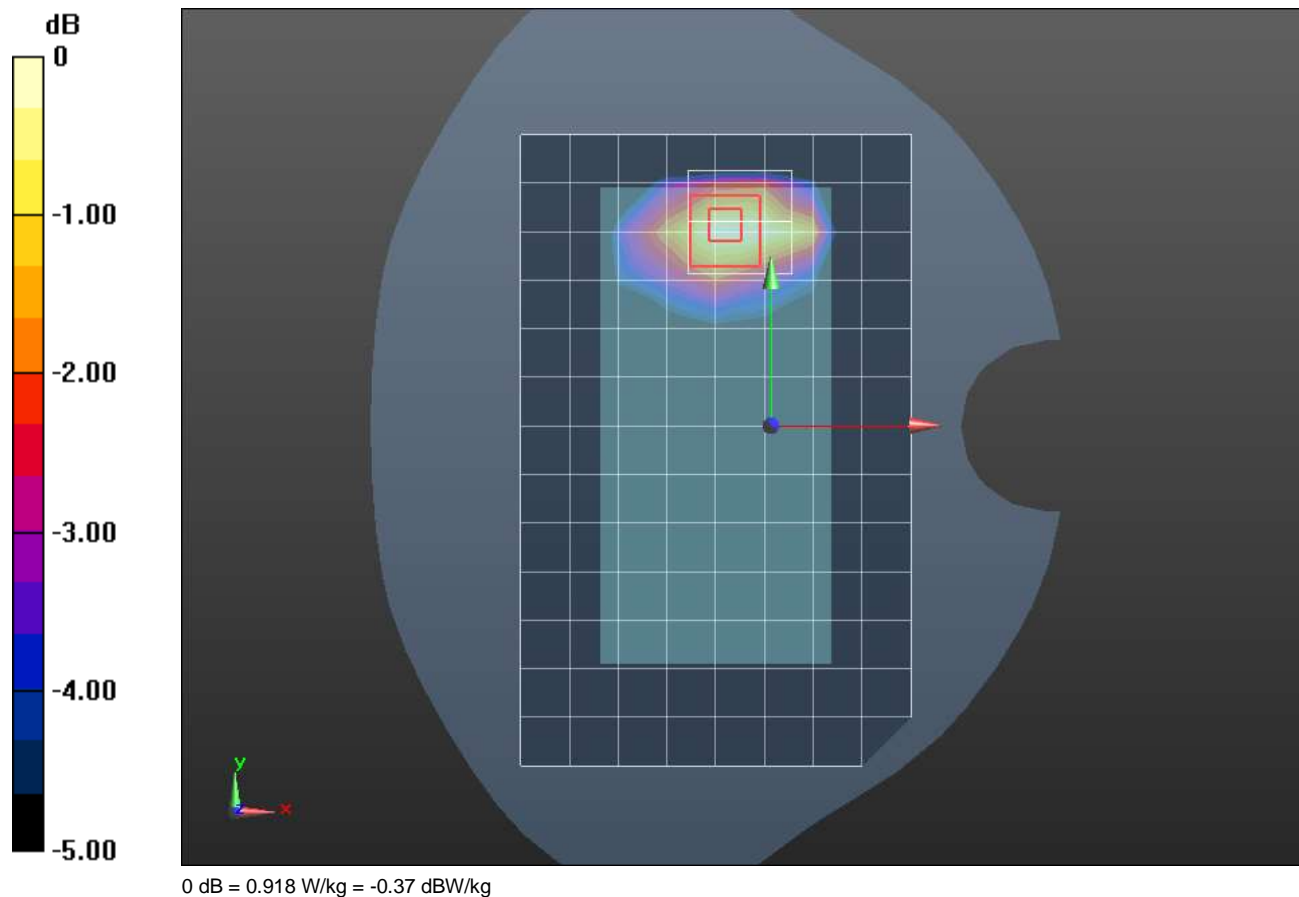
Reference Value = 32.73 V/m; Power Drift = -0.07 dB

Peak SAR (extrapolated) = 1.29 W/kg

**SAR(1 g) = 0.691 W/kg; SAR(10 g) = 0.435 W/kg**

[Info: Interpolated medium parameters used for SAR evaluation.](#)

Maximum value of SAR (measured) = 0.918 W/kg



## LTE Band 7 ANT 1

Frequency: 2535 MHz; Duty Cycle: 1:1; Room Ambient Temperature: 24.0°C; Liquid Temperature: 23.0°C  
Medium parameters used:  $f = 2535$  MHz;  $\sigma = 1.833$  S/m;  $\epsilon_r = 40.272$ ;  $\rho = 1000$  kg/m<sup>3</sup>

Dasy Configuration:

- Area Scan Setting: Find Secondary Maximum within 2.0 dB and with a peak SAR value greater than 0.0012 W/kg
- Electronics: DAE4 Sn1359; Calibrated: 1/7/2022
- Probe: EX3DV4 - SN3991; ConvF(7.9, 7.9, 7.9) @ 2535 MHz; Calibrated: 8/20/2021
- Sensor-Surface: 1.4mm (Mechanical Surface Detection)
- Phantom: Twin-SAM V8.0 (20deg probe tilt); Type: QD 000 P41 AA; Serial: 1956

**RHS/Touch\_QPSK RB 1,49 Ch 21100/Area Scan (10x15x1):** Measurement grid: dx=12mm, dy=12mm  
Maximum value of SAR (measured) = 0.766 W/kg

**RHS/Touch\_QPSK RB 1,49 Ch 21100/Zoom Scan (7x7x7)/Cube 0:** Measurement grid: dx=5mm, dy=5mm, dz=5mm

Reference Value = 18.66 V/m; Power Drift = 0.17 dB

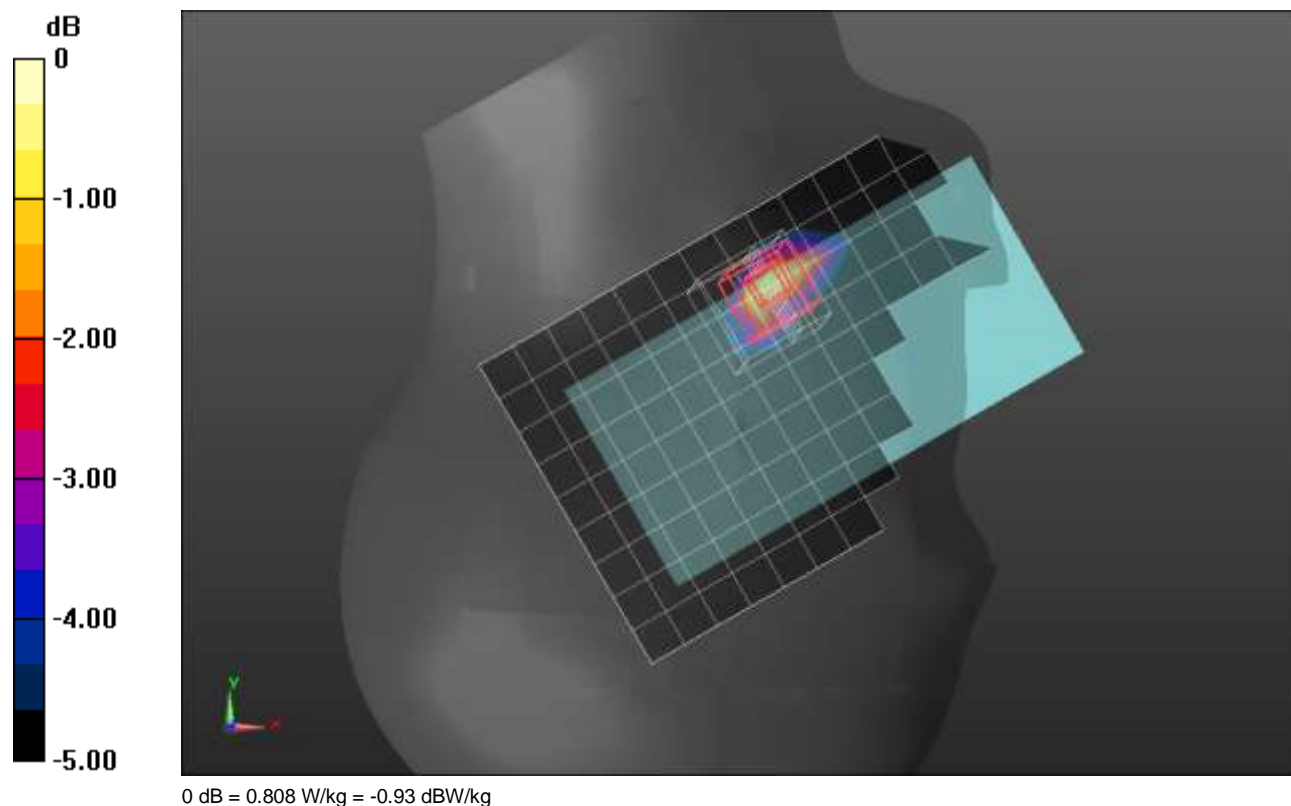
Peak SAR (extrapolated) = 1.01 W/kg

**SAR(1 g) = 0.508 W/kg; SAR(10 g) = 0.257 W/kg**

Smallest distance from peaks to all points 3 dB below = 8.1 mm

Ratio of SAR at M2 to SAR at M1 = 50%

Maximum value of SAR (measured) = 0.808 W/kg



## LTE Band 7 ANT 1

Frequency: 2535 MHz; Duty Cycle: 1:1; Room Ambient Temperature: 24.0°C; Liquid Temperature: 23.0°C  
Medium parameters used:  $f = 2535$  MHz;  $\sigma = 1.947$  S/m;  $\epsilon_r = 37.707$ ;  $\rho = 1000$  kg/m<sup>3</sup>

Dasy Configuration:

- Area Scan Setting: Find Secondary Maximum within 2.0 dB and with a peak SAR value greater than 0.0012 W/kg
- Electronics: DAE4 Sn1352; Calibrated: 11/9/2021
- Probe: EX3DV4 - SN3773; ConvF(7.08, 7.08, 7.08) @ 2535 MHz; Calibrated: 2/28/2022
- Sensor-Surface: 1.4mm (Mechanical Surface Detection (Locations From Previous Scan Used)), Sensor-Surface: 1.4mm (Mechanical Surface Detection)
- Phantom: Twin-SAM V5.0 (30deg probe tilt); Type: QD 000 P40 CD; Serial: 1740

**Rear/QPSK RB 50,24 Ch 21100/Area Scan (10x15x1):** Measurement grid: dx=12mm, dy=12mm  
Maximum value of SAR (measured) = 0.913 W/kg

**Rear/QPSK RB 50,24 Ch 21100/Zoom Scan (7x7x7)/Cube 0:** Measurement grid: dx=5mm, dy=5mm, dz=5mm

Reference Value = 19.57 V/m; Power Drift = -0.02 dB

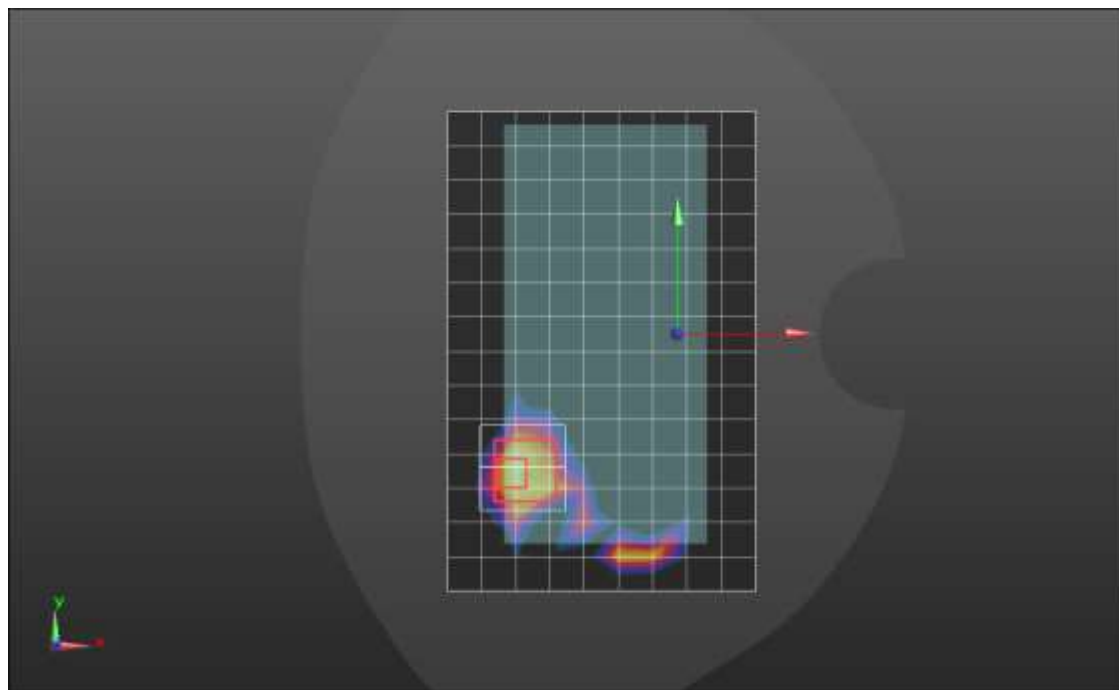
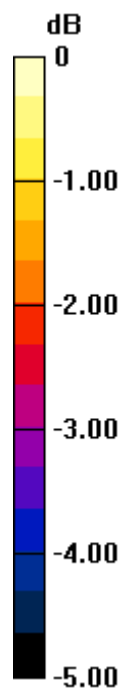
Peak SAR (extrapolated) = 1.32 W/kg

**SAR(1 g) = 0.573 W/kg; SAR(10 g) = 0.307 W/kg**

Smallest distance from peaks to all points 3 dB below = 8.9 mm

Ratio of SAR at M2 to SAR at M1 = 42.4%

Maximum value of SAR (measured) = 0.992 W/kg



0 dB = 0.992 W/kg = -0.03 dBW/kg

## LTE Band 7 ANT 1

Frequency: 2510 MHz; Duty Cycle: 1:1; Room Ambient Temperature: 24.0°C; Liquid Temperature: 23.0°C

Medium parameters used:  $f = 2510$  MHz;  $\sigma = 1.822$  S/m;  $\epsilon_r = 40.098$ ;  $\rho = 1000$  kg/m<sup>3</sup>

Dasy Configuration:

- Area Scan Setting: Find Secondary Maximum within 2.0 dB and with a peak SAR value greater than 0.0012 W/kg
- Electronics: DAE4 Sn1352; Calibrated: 11/9/2021
- Probe: EX3DV4 - SN3773; ConvF(7.08, 7.08, 7.08) @ 2510 MHz; Calibrated: 2/28/2022
- Sensor-Surface: 1.4mm (Mechanical Surface Detection (Locations From Previous Scan Used)), Sensor-Surface: 1.4mm (Mechanical Surface Detection)
- Phantom: Twin-SAM V5.0 (30deg probe tilt); Type: QD 000 P40 CD; Serial: 1740

**Edge 2/QPSK RB 50,24 Ch 20850/Area Scan (7x15x1):** Measurement grid: dx=12mm, dy=12mm

Maximum value of SAR (measured) = 1.37 W/kg

**Edge 2/QPSK RB 50,24 Ch 20850/Zoom Scan (7x7x7)/Cube 0:** Measurement grid: dx=5mm, dy=5mm, dz=5mm

Reference Value = 25.23 V/m; Power Drift = -0.18 dB

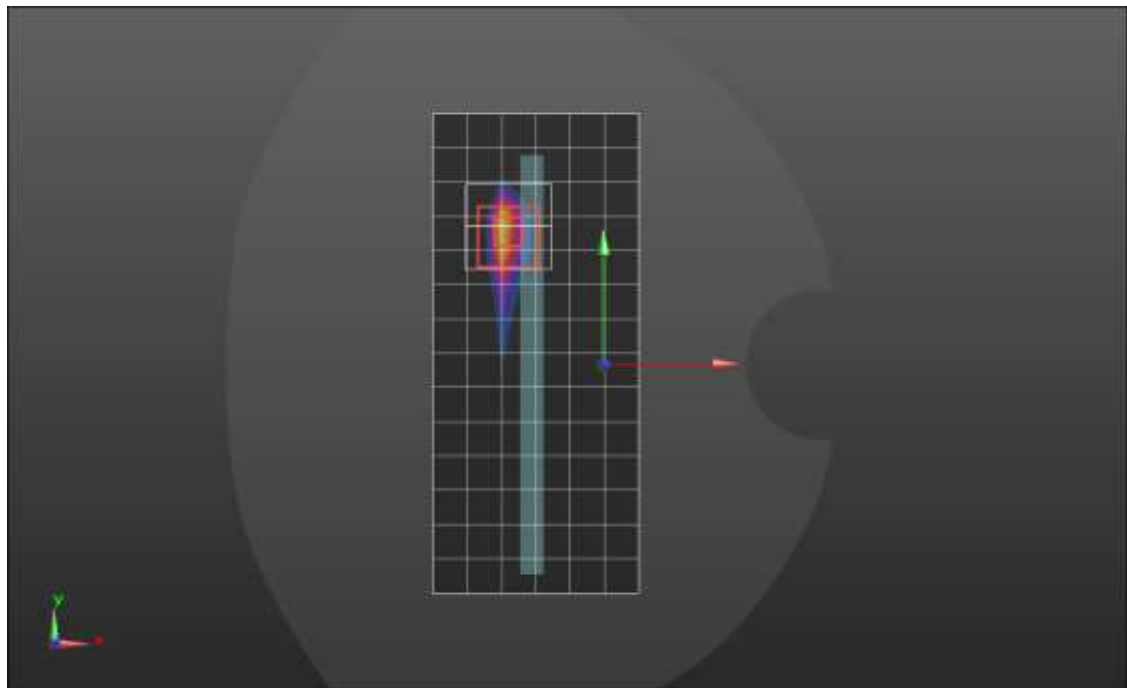
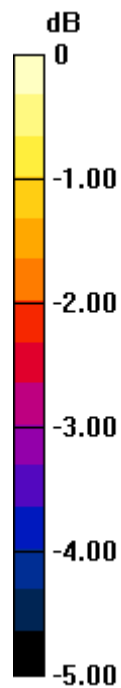
Peak SAR (extrapolated) = 2.08 W/kg

**SAR(1 g) = 0.862 W/kg; SAR(10 g) = 0.365 W/kg**

Smallest distance from peaks to all points 3 dB below = 7 mm

Ratio of SAR at M2 to SAR at M1 = 41.9%

Maximum value of SAR (measured) = 1.59 W/kg



0 dB = 1.59 W/kg = 2.01 dBW/kg

## LTE Band 7 ANT 2

Frequency: 2560 MHz; Duty Cycle: 1:1; Room Ambient Temperature: 24.0°C; Liquid Temperature: 23.0°C  
Medium parameters used:  $f = 2560$  MHz;  $\sigma = 1.855$  S/m;  $\epsilon_r = 38.913$ ;  $\rho = 1000$  kg/m<sup>3</sup>

Dasy Configuration:

- Area Scan Setting: Find Secondary Maximum within 2.0 dB and with a peak SAR value greater than 0.0012 W/kg
- Electronics: DAE4 Sn1359; Calibrated: 1/7/2022
- Probe: EX3DV4 - SN3991; ConvF(7.9, 7.9, 7.9) @ 2560 MHz; Calibrated: 8/20/2021
- Sensor-Surface: 1.4mm (Mechanical Surface Detection (Locations From Previous Scan Used)), Sensor-Surface: 1.4mm (Mechanical Surface Detection)
- Phantom: Twin-SAM V8.0 (20deg probe tilt); Type: QD 000 P41 AA; Serial: 1956

**RHS/Touch\_QPSK RB 1,49 Ch 21350/Area Scan (10x16x1):** Measurement grid: dx=12mm, dy=12mm  
Maximum value of SAR (measured) = 1.40 W/kg

**RHS/Touch\_QPSK RB 1,49 Ch 21350/Zoom Scan (7x7x7)/Cube 0:** Measurement grid: dx=5mm, dy=5mm, dz=5mm

Reference Value = 24.97 V/m; Power Drift = -0.05 dB

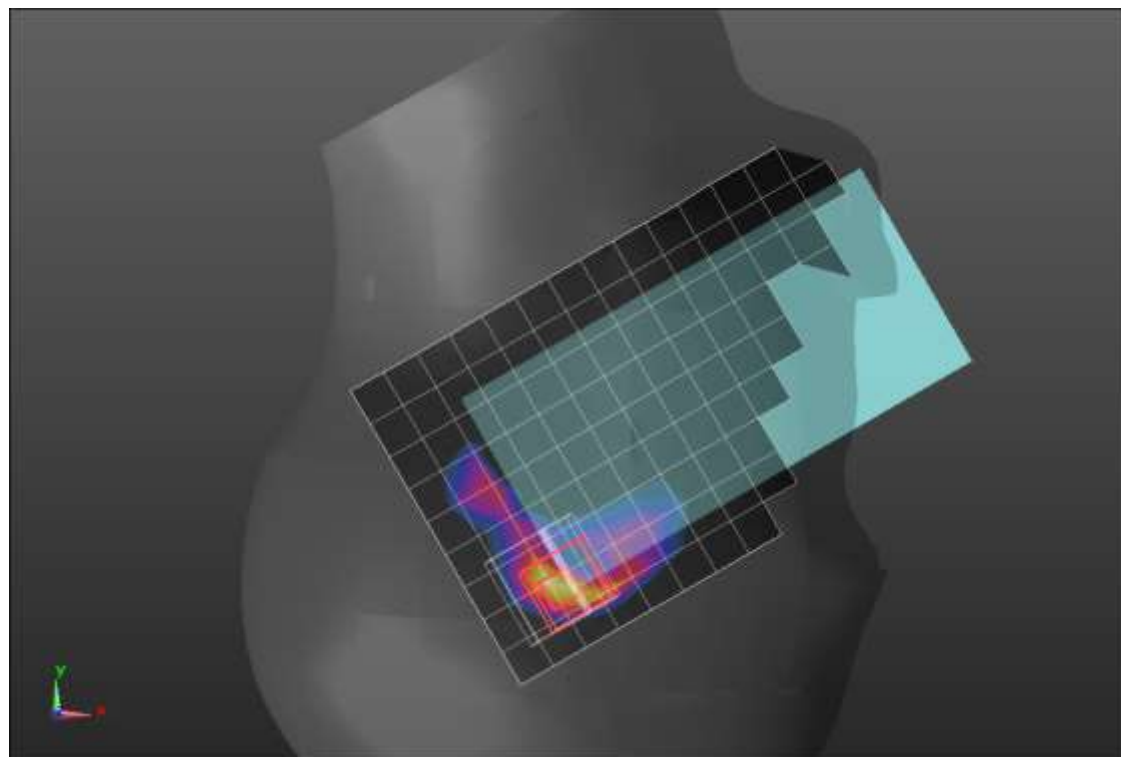
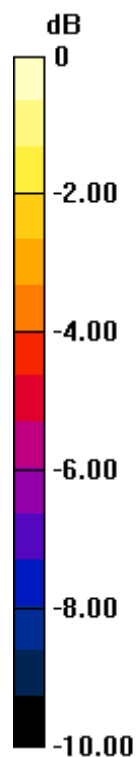
Peak SAR (extrapolated) = 1.98 W/kg

**SAR(1 g) = 0.750 W/kg; SAR(10 g) = 0.288 W/kg**

Smallest distance from peaks to all points 3 dB below = 5 mm

Ratio of SAR at M2 to SAR at M1 = 38.7%

Maximum value of SAR (measured) = 1.52 W/kg



0 dB = 1.52 W/kg = 1.82 dBW/kg

## LTE Band 7 ANT 2

Frequency: 2535 MHz; Duty Cycle: 1:1; Room Ambient Temperature: 24.0°C; Liquid Temperature: 23.0°C  
Medium parameters used:  $f = 2535$  MHz;  $\sigma = 1.833$  S/m;  $\epsilon_r = 38.963$ ;  $\rho = 1000$  kg/m<sup>3</sup>

Dasy Configuration:

- Area Scan Setting: Find Secondary Maximum within 2.0 dB and with a peak SAR value greater than 0.0012 W/kg
- Electronics: DAE4 Sn1359; Calibrated: 1/7/2022
- Probe: EX3DV4 - SN3991; ConvF(7.9, 7.9, 7.9) @ 2535 MHz; Calibrated: 8/20/2021
- Sensor-Surface: 1.4mm (Mechanical Surface Detection)
- Phantom: Twin-SAM V8.0 (20deg probe tilt); Type: QD 000 P41 AA; Serial: 1956

**Rear/QPSK RB 1,49 Ch 21100/Area Scan (9x16x1):** Measurement grid: dx=12mm, dy=12mm

Maximum value of SAR (measured) = 1.04 W/kg

**Rear/QPSK RB 1,49 Ch 21100/Zoom Scan (7x7x7)/Cube 0:** Measurement grid: dx=5mm, dy=5mm, dz=5mm

Reference Value = 21.78 V/m; Power Drift = 0.01 dB

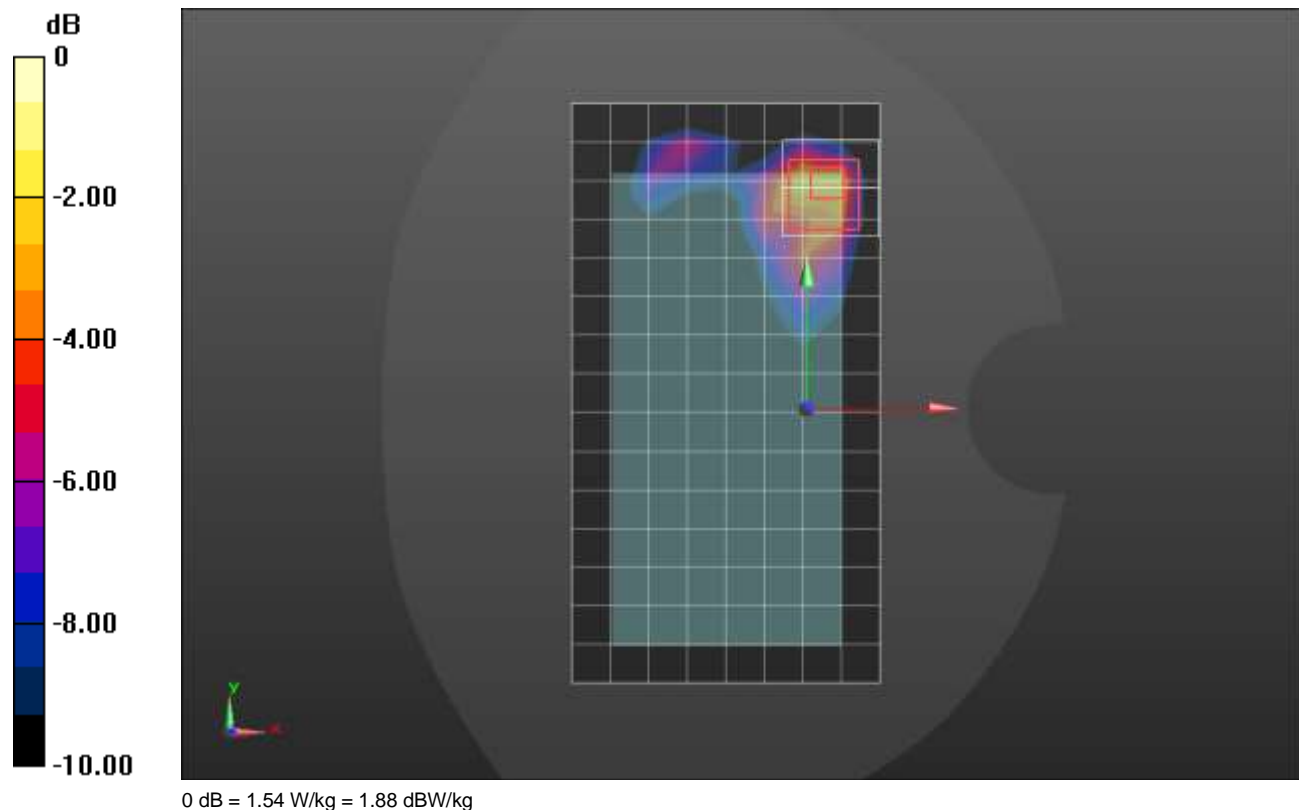
Peak SAR (extrapolated) = 2.06 W/kg

**SAR(1 g) = 0.808 W/kg; SAR(10 g) = 0.311 W/kg**

Smallest distance from peaks to all points 3 dB below = 6.4 mm

Ratio of SAR at M2 to SAR at M1 = 43%

Maximum value of SAR (measured) = 1.54 W/kg





## LTE Band 7 ANT 3

Frequency: 2535 MHz; Duty Cycle: 1:1; Room Ambient Temperature: 24.0°C; Liquid Temperature: 23.0°C

Medium parameters used:  $f = 2535$  MHz;  $\sigma = 1.843$  S/m;  $\epsilon_r = 40.075$ ;  $\rho = 1000$  kg/m<sup>3</sup>

Dasy Configuration:

- Area Scan Setting: Find Secondary Maximum within 2.0 dB and with a peak SAR value greater than 0.0012 W/kg
- Electronics: DAE4 Sn1352; Calibrated: 11/9/2021
- Probe: EX3DV4 - SN3773; ConvF(7.08, 7.08, 7.08) @ 2535 MHz; Calibrated: 2/28/2022
- Sensor-Surface: 1.4mm (Mechanical Surface Detection (Locations From Previous Scan Used)), Sensor-Surface: 1.4mm (Mechanical Surface Detection)
- Phantom: Twin-SAM V5.0 (30deg probe tilt); Type: QD 000 P40 CD; Serial: 1740

**LHS/Touch\_QPSK RB 50,24 Ch 21100/Area Scan (10x15x1):** Measurement grid: dx=12mm, dy=12mm

Maximum value of SAR (measured) = 0.994 W/kg

**LHS/Touch\_QPSK RB 50,24 Ch 21100/Zoom Scan (7x7x7)/Cube 0:** Measurement grid: dx=5mm, dy=5mm, dz=5mm

Reference Value = 21.74 V/m; Power Drift = 0.02 dB

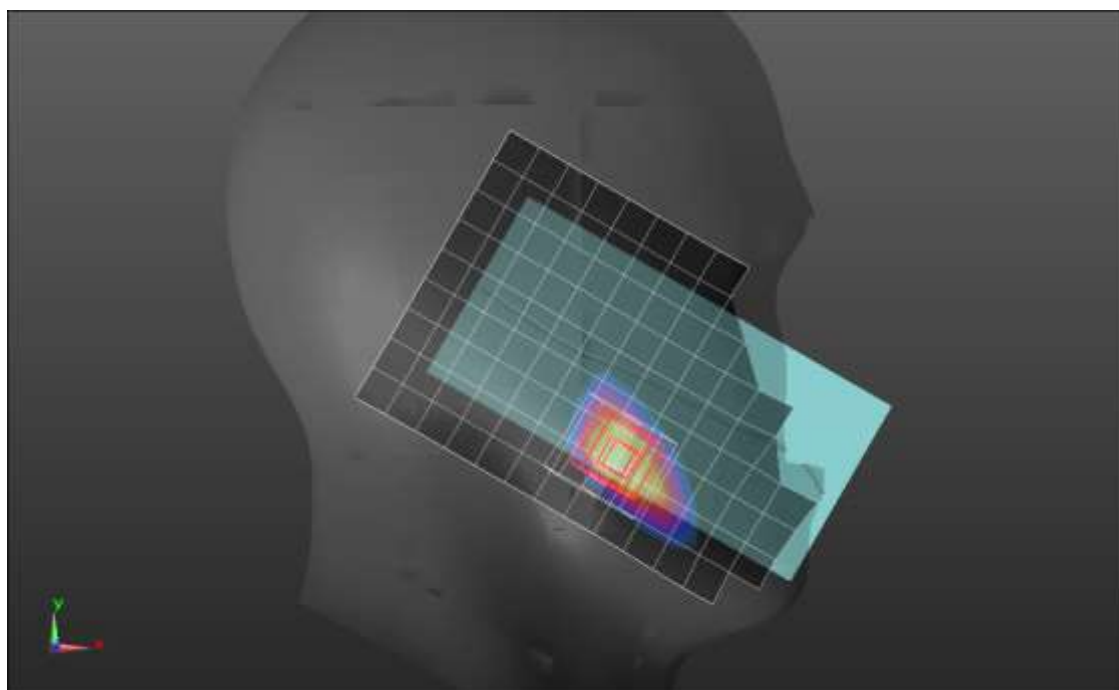
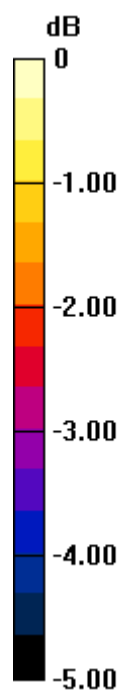
Peak SAR (extrapolated) = 1.22 W/kg

**SAR(1 g) = 0.668 W/kg; SAR(10 g) = 0.358 W/kg**

Smallest distance from peaks to all points 3 dB below = 10.4 mm

Ratio of SAR at M2 to SAR at M1 = 56.4%

Maximum value of SAR (measured) = 1.01 W/kg



0 dB = 1.01 W/kg = 0.04 dBW/kg



## LTE Band 7 ANT 3

Frequency: 2535 MHz; Duty Cycle: 1:1; Room Ambient Temperature: 24.0°C; Liquid Temperature: 23.0°C  
Medium parameters used:  $f = 2535$  MHz;  $\sigma = 1.947$  S/m;  $\epsilon_r = 37.707$ ;  $\rho = 1000$  kg/m<sup>3</sup>

Dasy Configuration:

- Area Scan Setting: Find Secondary Maximum within 2.0 dB and with a peak SAR value greater than 0.0012 W/kg
- Electronics: DAE4 Sn1352; Calibrated: 11/9/2021
- Probe: EX3DV4 - SN3773; ConvF(7.08, 7.08, 7.08) @ 2535 MHz; Calibrated: 2/28/2022
- Sensor-Surface: 1.4mm (Mechanical Surface Detection (Locations From Previous Scan Used)), Sensor-Surface: 1.4mm (Mechanical Surface Detection)
- Phantom: Twin-SAM V5.0 (30deg probe tilt); Type: QD 000 P40 CD; Serial: 1740

**Rear/QPSK RB 50,24 Ch 21100/Area Scan (10x15x1):** Measurement grid: dx=12mm, dy=12mm

Maximum value of SAR (measured) = 0.841 W/kg

**Rear/QPSK RB 50,24 Ch 21100/Zoom Scan (7x7x7)/Cube 0:** Measurement grid: dx=5mm, dy=5mm, dz=5mm

Reference Value = 18.97 V/m; Power Drift = -0.02 dB

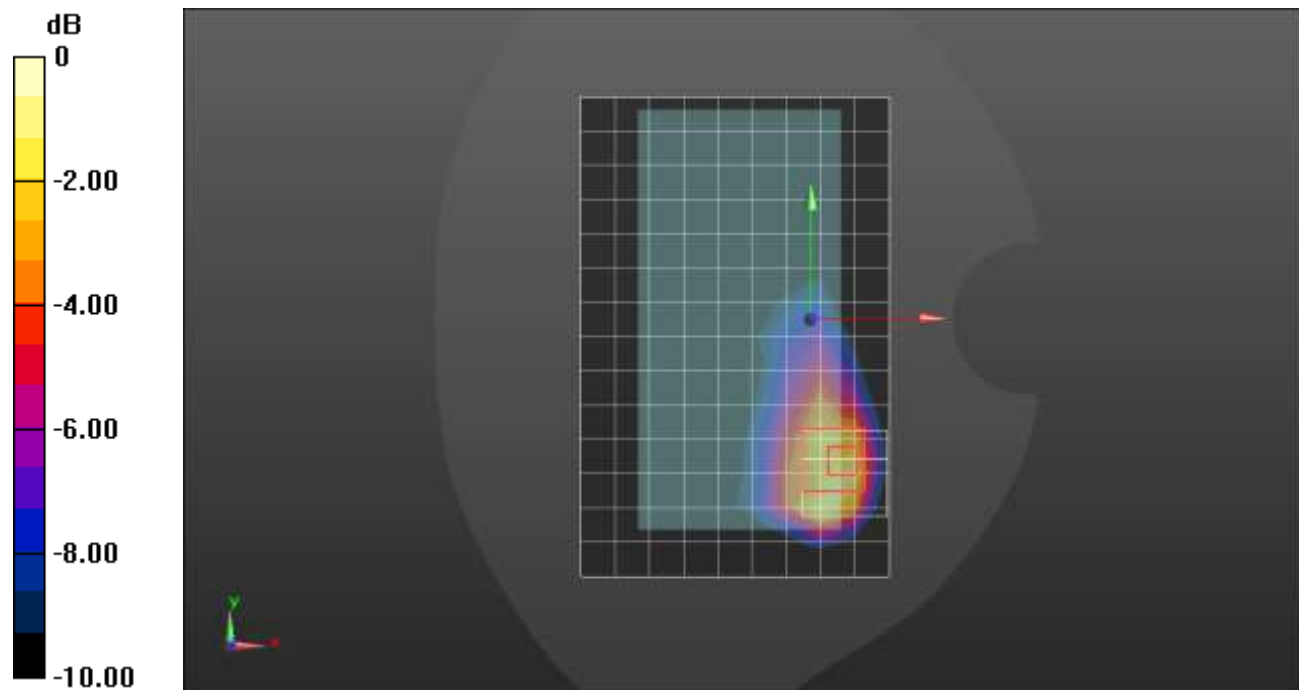
Peak SAR (extrapolated) = 1.31 W/kg

**SAR(1 g) = 0.594 W/kg; SAR(10 g) = 0.281 W/kg**

Smallest distance from peaks to all points 3 dB below = 8.1 mm

Ratio of SAR at M2 to SAR at M1 = 47%

Maximum value of SAR (measured) = 1.03 W/kg



## LTE Band 7 ANT 3

Frequency: 2560 MHz; Duty Cycle: 1:1; Room Ambient Temperature: 24.0°C; Liquid Temperature: 23.0°C  
Medium parameters used:  $f = 2560$  MHz;  $\sigma = 1.866$  S/m;  $\epsilon_r = 40.023$ ;  $\rho = 1000$  kg/m<sup>3</sup>

Dasy Configuration:

- Area Scan Setting: Find Secondary Maximum within 2.0 dB and with a peak SAR value greater than 0.0012 W/kg
- Electronics: DAE4 Sn1352; Calibrated: 11/9/2021
- Probe: EX3DV4 - SN3773; ConvF(7.08, 7.08, 7.08) @ 2560 MHz; Calibrated: 2/28/2022
- Sensor-Surface: 1.4mm (Mechanical Surface Detection (Locations From Previous Scan Used)), Sensor-Surface: 1.4mm (Mechanical Surface Detection)
- Phantom: Twin-SAM V5.0 (30deg probe tilt); Type: QD 000 P40 CD; Serial: 1740

**Edge 4/QPSK RB 50,24 Ch 21350/Area Scan (7x15x1):** Measurement grid: dx=12mm, dy=12mm  
Maximum value of SAR (measured) = 1.11 W/kg

**Edge 4/QPSK RB 50,24 Ch 21350/Zoom Scan (7x8x7)/Cube 0:** Measurement grid: dx=5mm, dy=5mm, dz=5mm

Reference Value = 22.74 V/m; Power Drift = 0.08 dB

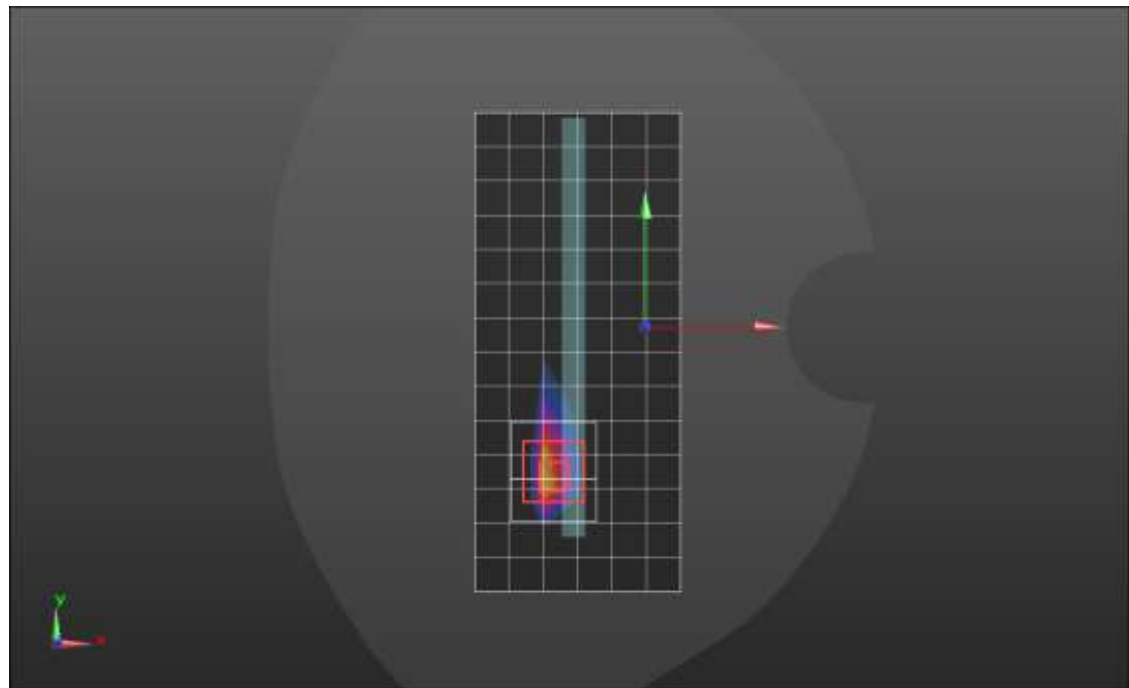
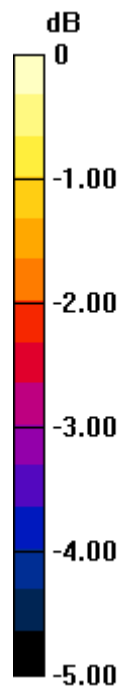
Peak SAR (extrapolated) = 1.85 W/kg

**SAR(1 g) = 0.786 W/kg; SAR(10 g) = 0.336 W/kg**

Smallest distance from peaks to all points 3 dB below = 7 mm

Ratio of SAR at M2 to SAR at M1 = 44.4%

Maximum value of SAR (measured) = 1.42 W/kg



0 dB = 1.42 W/kg = 1.52 dBW/kg

## LTE Band 7 ANT 4

Frequency: 2560 MHz; Duty Cycle: 1:1; Room Ambient Temperature: 24.0°C; Liquid Temperature: 23.0°C  
Medium parameters used:  $f = 2560$  MHz;  $\sigma = 1.855$  S/m;  $\epsilon_r = 38.913$ ;  $\rho = 1000$  kg/m<sup>3</sup>

Dasy Configuration:

- Area Scan Setting: Find Secondary Maximum within 2.0 dB and with a peak SAR value greater than 0.0012 W/kg
- Electronics: DAE4 Sn1359; Calibrated: 1/7/2022
- Probe: EX3DV4 - SN3991; ConvF(7.9, 7.9, 7.9) @ 2560 MHz; Calibrated: 8/20/2021
- Sensor-Surface: 1.4mm (Mechanical Surface Detection (Locations From Previous Scan Used)), Sensor-Surface: 1.4mm (Mechanical Surface Detection)
- Phantom: Twin-SAM V8.0 (20deg probe tilt); Type: QD 000 P41 AA; Serial: 1956

**LHS/Touch\_QPSK RB 50,24 Ch 21350/Area Scan (10x16x1):** Measurement grid: dx=12mm, dy=12mm

Maximum value of SAR (measured) = 1.05 W/kg

**LHS/Touch\_QPSK RB 50,24 Ch 21350/Zoom Scan (7x7x7)/Cube 0:** Measurement grid: dx=5mm, dy=5mm, dz=5mm

Reference Value = 23.13 V/m; Power Drift = -0.00 dB


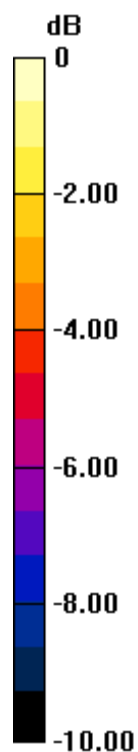
Peak SAR (extrapolated) = 1.71 W/kg

**SAR(1 g) = 0.760 W/kg; SAR(10 g) = 0.394 W/kg**

Smallest distance from peaks to all points 3 dB below = 6.4 mm

Ratio of SAR at M2 to SAR at M1 = 40.7%

Maximum value of SAR (measured) = 1.32 W/kg



0 dB = 1.32 W/kg = 1.21 dBW/kg

## LTE Band 7 ANT 4

Frequency: 2535 MHz; Duty Cycle: 1:1; Room Ambient Temperature: 24.0°C; Liquid Temperature: 23.0°C  
Medium parameters used:  $f = 2535$  MHz;  $\sigma = 1.856$  S/m;  $\epsilon_r = 38.147$ ;  $\rho = 1000$  kg/m<sup>3</sup>

Dasy Configuration:

- Area Scan Setting: Find Secondary Maximum within 2.0 dB and with a peak SAR value greater than 0.0012 W/kg
- Electronics: DAE4 Sn1359; Calibrated: 1/7/2022
- Probe: EX3DV4 - SN3991; ConvF(7.9, 7.9, 7.9) @ 2535 MHz; Calibrated: 8/20/2021
- Sensor-Surface: 1.4mm (Mechanical Surface Detection)
- Phantom: Twin-SAM V8.0 (20deg probe tilt); Type: QD 000 P41 AA; Serial: 1956

**Rear/QPSK RB 1,49 Ch 21100/Area Scan (9x16x1):** Measurement grid: dx=12mm, dy=12mm

Maximum value of SAR (measured) = 0.770 W/kg

**Rear/QPSK RB 1,49 Ch 21100/Zoom Scan (7x7x7)/Cube 0:** Measurement grid: dx=5mm, dy=5mm, dz=5mm

Reference Value = 19.33 V/m; Power Drift = -0.16 dB


Peak SAR (extrapolated) = 0.990 W/kg

**SAR(1 g) = 0.527 W/kg; SAR(10 g) = 0.282 W/kg**

Smallest distance from peaks to all points 3 dB below = 12 mm

Ratio of SAR at M2 to SAR at M1 = 49.8%

Maximum value of SAR (measured) = 0.805 W/kg



## LTE Band 7 ANT 4

Frequency: 2535 MHz; Duty Cycle: 1:1; Room Ambient Temperature: 24.0°C; Liquid Temperature: 23.0°C  
Medium parameters used:  $f = 2535$  MHz;  $\sigma = 1.833$  S/m;  $\epsilon_r = 38.963$ ;  $\rho = 1000$  kg/m<sup>3</sup>

Dasy Configuration:

- Area Scan Setting: Find Secondary Maximum within 2.0 dB and with a peak SAR value greater than 0.0012 W/kg
- Electronics: DAE4 Sn1359; Calibrated: 1/7/2022
- Probe: EX3DV4 - SN3991; ConvF(7.9, 7.9, 7.9) @ 2535 MHz; Calibrated: 8/20/2021
- Sensor-Surface: 1.4mm (Mechanical Surface Detection (Locations From Previous Scan Used)), Sensor-Surface: 1.4mm (Mechanical Surface Detection)
- Phantom: Twin-SAM V8.0 (20deg probe tilt); Type: QD 000 P41 AA; Serial: 1956

**Edge 2/QPSK RB 50,24 Ch 21100/Area Scan (6x16x1):** Measurement grid: dx=12mm, dy=12mm  
Maximum value of SAR (measured) = 1.27 W/kg

**Edge 2/QPSK RB 50,24 Ch 21100/Zoom Scan (7x7x7)/Cube 0:** Measurement grid: dx=5mm, dy=5mm, dz=5mm

Reference Value = 24.59 V/m; Power Drift = -0.10 dB

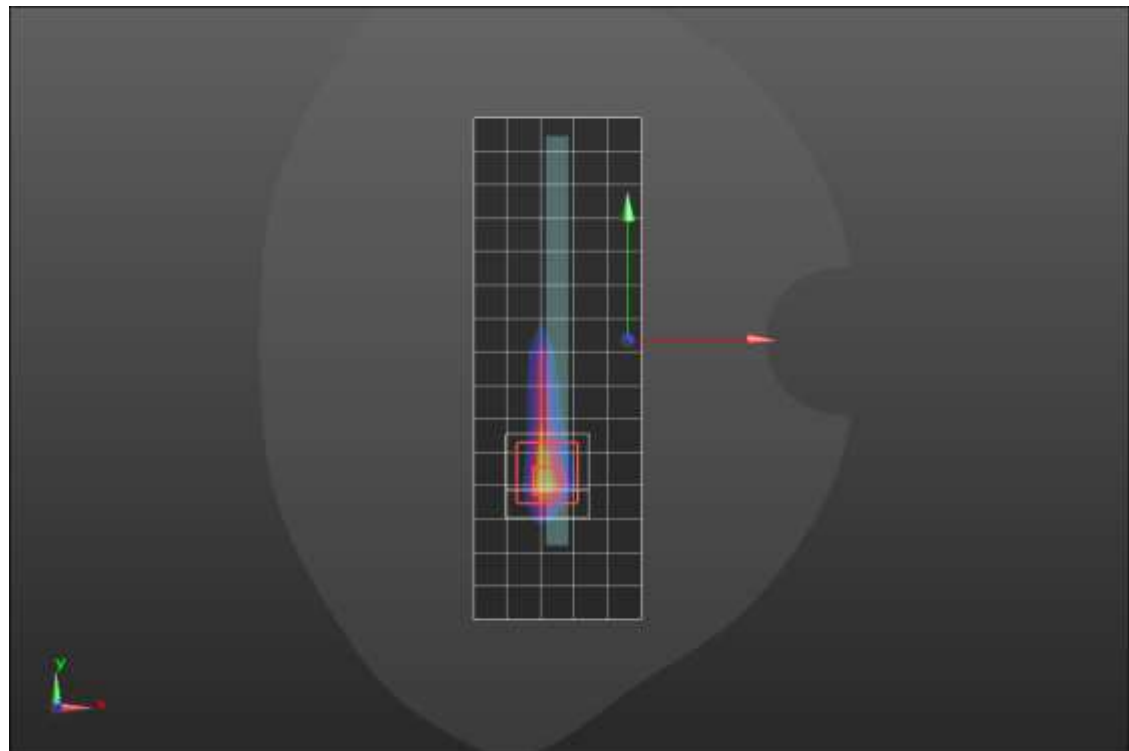
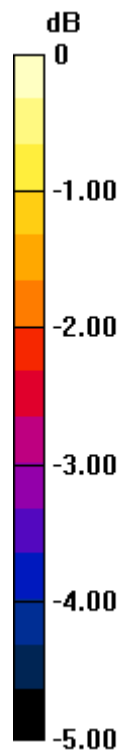
Peak SAR (extrapolated) = 1.83 W/kg

**SAR(1 g) = 0.788 W/kg; SAR(10 g) = 0.342 W/kg**

Smallest distance from peaks to all points 3 dB below = 8 mm

Ratio of SAR at M2 to SAR at M1 = 42.5%

Maximum value of SAR (measured) = 1.40 W/kg



0 dB = 1.40 W/kg = 1.46 dBW/kg

## LTE Band 12 ANT 1

Frequency: 707.5 MHz; Duty Cycle: 1:1; Room Ambient Temperature: 24.0°C; Liquid Temperature: 23.0°C  
Medium parameters used (interpolated):  $f = 707.5$  MHz;  $\sigma = 0.871$  S/m;  $\epsilon_r = 40.647$ ;  $\rho = 1000$  kg/m<sup>3</sup>

Dasy Configuration:

- Area Scan Setting: Find Secondary Maximum within 2.0 dB and with a peak SAR value greater than 0.0012 W/kg
- Electronics: DAE4 Sn1547; Calibrated: 4/21/2022
- Probe: EX3DV4 - SN3989; ConvF(10.59, 10.59, 10.59) @ 707.5 MHz; Calibrated: 1/19/2022
- Sensor-Surface: 1.4mm (Mechanical Surface Detection)
- Phantom: SAM with CRP v5.0; Type: QD000P40CD; Serial: TP:xxxx

**LHS/Touch\_QPSK RB 1,25 Ch 23095/Area Scan (9x13x1):** Measurement grid: dx=15mm, dy=15mm

[Info: Interpolated medium parameters used for SAR evaluation.](#)

Maximum value of SAR (measured) = 0.171 W/kg

**LHS/Touch\_QPSK RB 1,25 Ch 23095/Zoom Scan (5x5x7)/Cube 0:** Measurement grid: dx=8mm, dy=8mm, dz=5mm


Reference Value = 10.86 V/m; Power Drift = 0.05 dB

Peak SAR (extrapolated) = 0.182 W/kg

**SAR(1 g) = 0.141 W/kg; SAR(10 g) = 0.109 W/kg**

[Info: Interpolated medium parameters used for SAR evaluation.](#)

Maximum value of SAR (measured) = 0.167 W/kg



0 dB = 0.167 W/kg = -7.77 dBW/kg

## LTE Band 12 ANT 1

Frequency: 707.5 MHz; Duty Cycle: 1:1; Room Ambient Temperature: 24.0°C; Liquid Temperature: 23.0°C  
Medium parameters used (interpolated):  $f = 707.5$  MHz;  $\sigma = 0.871$  S/m;  $\epsilon_r = 40.647$ ;  $\rho = 1000$  kg/m<sup>3</sup>

Dasy Configuration:

- Area Scan Setting: Find Secondary Maximum within 2.0 dB and with a peak SAR value greater than 0.0012 W/kg
- Electronics: DAE4 Sn1547; Calibrated: 4/21/2022
- Probe: EX3DV4 - SN3989; ConvF(10.59, 10.59, 10.59) @ 707.5 MHz; Calibrated: 1/19/2022
- Sensor-Surface: 1.4mm (Mechanical Surface Detection)
- Phantom: SAM with CRP v5.0; Type: QD000P40CD; Serial: TP:xxxx

**Rear/QPSK RB 1,25 Ch 23095/Area Scan (9x13x1):** Measurement grid: dx=15mm, dy=15mm

[Info: Interpolated medium parameters used for SAR evaluation.](#)

Maximum value of SAR (measured) = 0.746 W/kg

**Rear/QPSK RB 1,25 Ch 23095/Zoom Scan (6x6x7)/Cube 0:** Measurement grid: dx=8mm, dy=8mm, dz=5mm

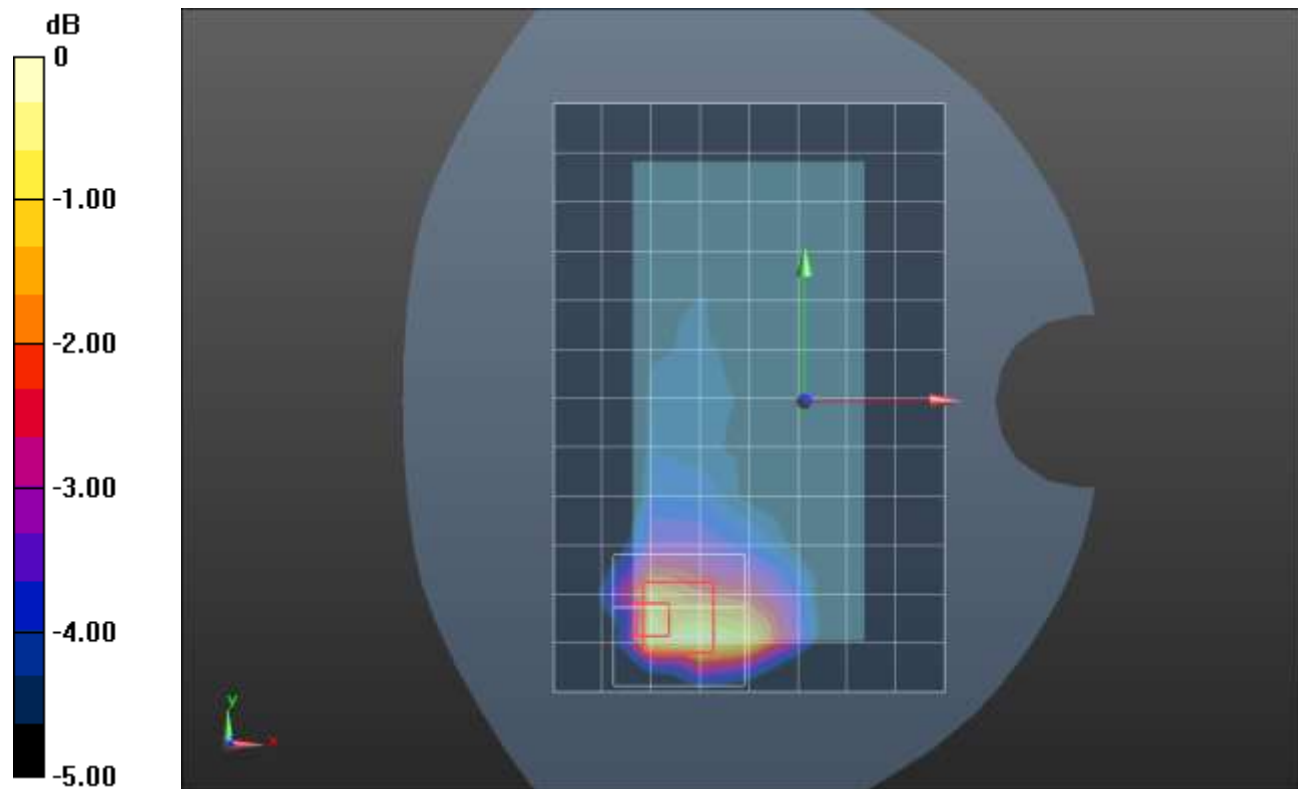
Reference Value = 25.38 V/m; Power Drift = 0.02 dB

Peak SAR (extrapolated) = 1.14 W/kg

**SAR(1 g) = 0.476 W/kg; SAR(10 g) = 0.280 W/kg**

[Info: Interpolated medium parameters used for SAR evaluation.](#)

Maximum value of SAR (measured) = 0.793 W/kg



## LTE Band 12 ANT 1

Frequency: 707.5 MHz; Duty Cycle: 1:1; Room Ambient Temperature: 24.0°C; Liquid Temperature: 23.0°C  
Medium parameters used (interpolated):  $f = 707.5$  MHz;  $\sigma = 0.871$  S/m;  $\epsilon_r = 40.647$ ;  $\rho = 1000$  kg/m<sup>3</sup>

Dasy Configuration:

- Area Scan Setting: Find Secondary Maximum within 2.0 dB and with a peak SAR value greater than 0.0012 W/kg
- Electronics: DAE4 Sn1547; Calibrated: 4/21/2022
- Probe: EX3DV4 - SN3989; ConvF(10.59, 10.59, 10.59) @ 707.5 MHz; Calibrated: 1/19/2022
- Sensor-Surface: 1.4mm (Mechanical Surface Detection)
- Phantom: SAM with CRP v5.0; Type: QD000P40CD; Serial: TP:xxxx

**Edge 2/QPSK RB 1,25 Ch 23095/Area Scan (7x14x1):** Measurement grid: dx=15mm, dy=15mm

[Info: Interpolated medium parameters used for SAR evaluation.](#)

Maximum value of SAR (measured) = 1.09 W/kg

**Edge 2/QPSK RB 1,25 Ch 23095/Zoom Scan (5x5x7)/Cube 0:** Measurement grid: dx=8mm, dy=8mm, dz=5mm

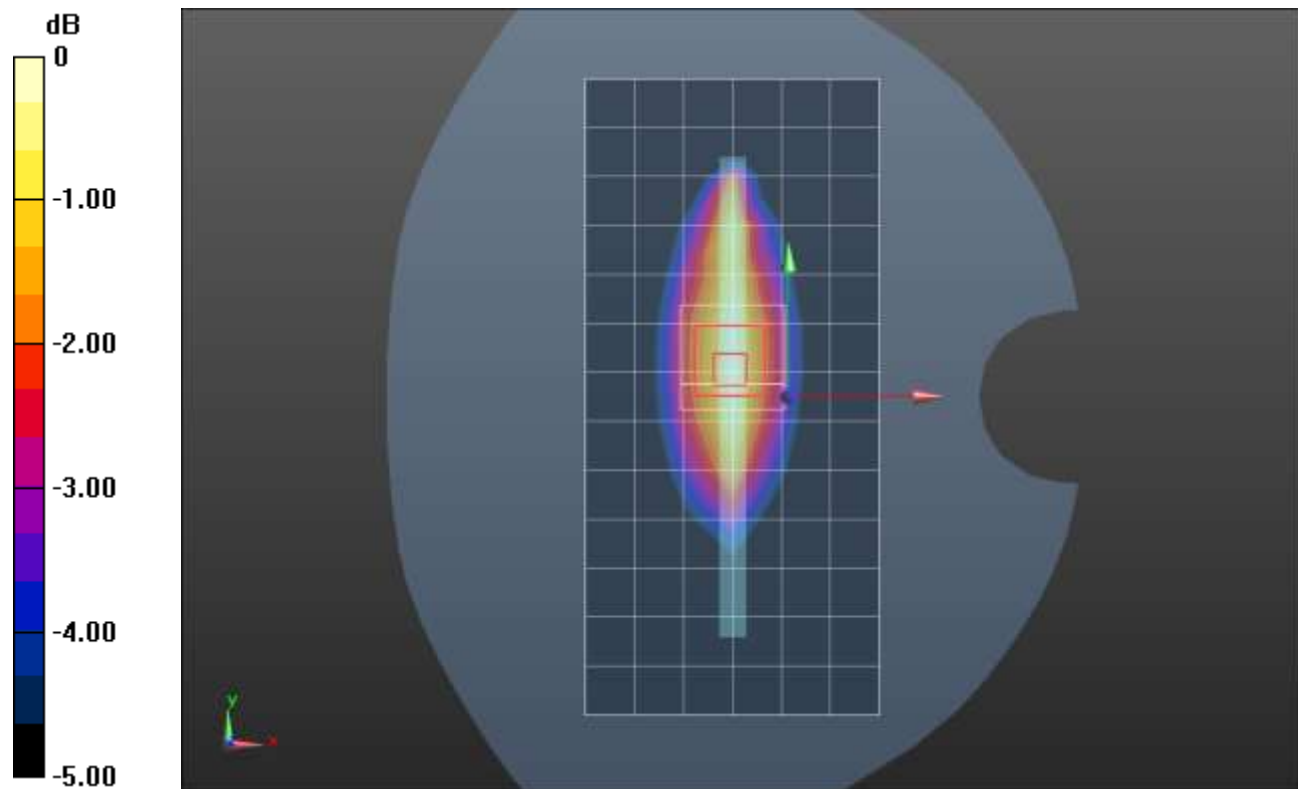
Reference Value = 32.49 V/m; Power Drift = -0.09 dB

Peak SAR (extrapolated) = 1.31 W/kg

**SAR(1 g) = 0.758 W/kg; SAR(10 g) = 0.498 W/kg**

[Info: Interpolated medium parameters used for SAR evaluation.](#)

Maximum value of SAR (measured) = 1.08 W/kg





## LTE Band 12 ANT 2

Frequency: 707.5 MHz; Duty Cycle: 1:1; Room Ambient Temperature: 24.0°C; Liquid Temperature: 23.0°C  
Medium parameters used (interpolated):  $f = 707.5$  MHz;  $\sigma = 0.861$  S/m;  $\epsilon_r = 42.766$ ;  $\rho = 1000$  kg/m<sup>3</sup>

Dasy Configuration:

- Area Scan Setting: Find Secondary Maximum within 2.0 dB and with a peak SAR value greater than 0.0012 W/kg
- Electronics: DAE4 Sn1547; Calibrated: 4/21/2022
- Probe: EX3DV4 - SN3989; ConvF(10.59, 10.59, 10.59) @ 707.5 MHz; Calibrated: 1/19/2022
- Sensor-Surface: 1.4mm (Mechanical Surface Detection)
- Phantom: SAM with CRP v5.0; Type: QD000P40CD; Serial: TP:xxxx

**RHS/Touch\_QPSK RB 1,25 Ch 23095/Area Scan (9x13x1):** Measurement grid: dx=15mm, dy=15mm

[Info: Interpolated medium parameters used for SAR evaluation.](#)

Maximum value of SAR (measured) = 1.31 W/kg

**RHS/Touch\_QPSK RB 1,25 Ch 23095/Zoom Scan (5x5x7)/Cube 0:** Measurement grid: dx=8mm, dy=8mm, dz=5mm

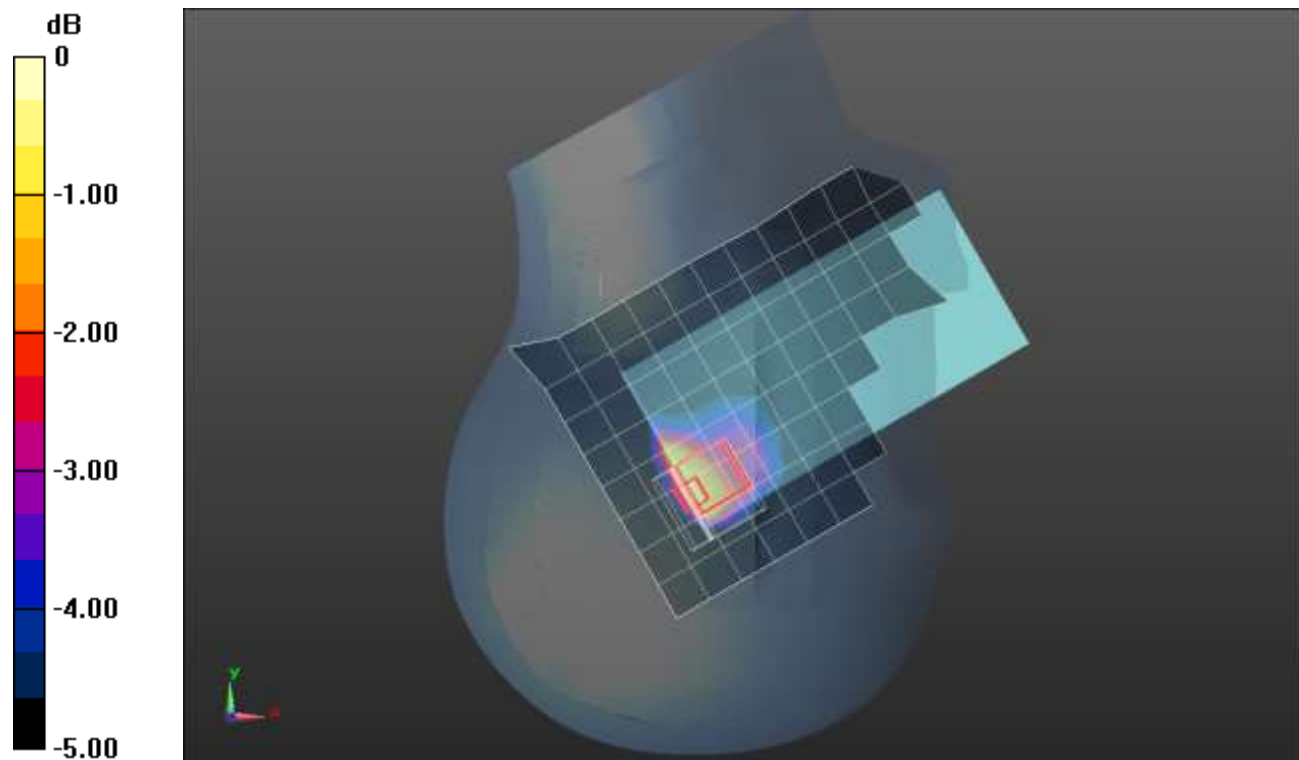
Reference Value = 37.28 V/m; Power Drift = -0.09 dB

Peak SAR (extrapolated) = 2.01 W/kg

**SAR(1 g) = 0.803 W/kg; SAR(10 g) = 0.497 W/kg**

[Info: Interpolated medium parameters used for SAR evaluation.](#)

Maximum value of SAR (measured) = 1.44 W/kg



0 dB = 1.44 W/kg = 1.58 dBW/kg

## LTE Band 12 ANT 2

Frequency: 707.5 MHz; Duty Cycle: 1:1; Room Ambient Temperature: 24.0°C; Liquid Temperature: 23.0°C  
Medium parameters used (interpolated):  $f = 707.5$  MHz;  $\sigma = 0.861$  S/m;  $\epsilon_r = 42.766$ ;  $\rho = 1000$  kg/m<sup>3</sup>

Dasy Configuration:

- Area Scan Setting: Find Secondary Maximum within 2.0 dB and with a peak SAR value greater than 0.0012 W/kg
- Electronics: DAE4 Sn1547; Calibrated: 4/21/2022
- Probe: EX3DV4 - SN3989; ConvF(10.59, 10.59, 10.59) @ 707.5 MHz; Calibrated: 1/19/2022
- Sensor-Surface: 1.4mm (Mechanical Surface Detection)
- Phantom: SAM with CRP v5.0; Type: QD000P40CD; Serial: TP:xxxx

**Rear/QPSK RB 1,25 Ch 23095/Area Scan (9x13x1):** Measurement grid: dx=15mm, dy=15mm

[Info: Interpolated medium parameters used for SAR evaluation.](#)

Maximum value of SAR (measured) = 1.05 W/kg

**Rear/QPSK RB 1,25 Ch 23095/Zoom Scan (5x6x7)/Cube 0:** Measurement grid: dx=8mm, dy=8mm, dz=5mm

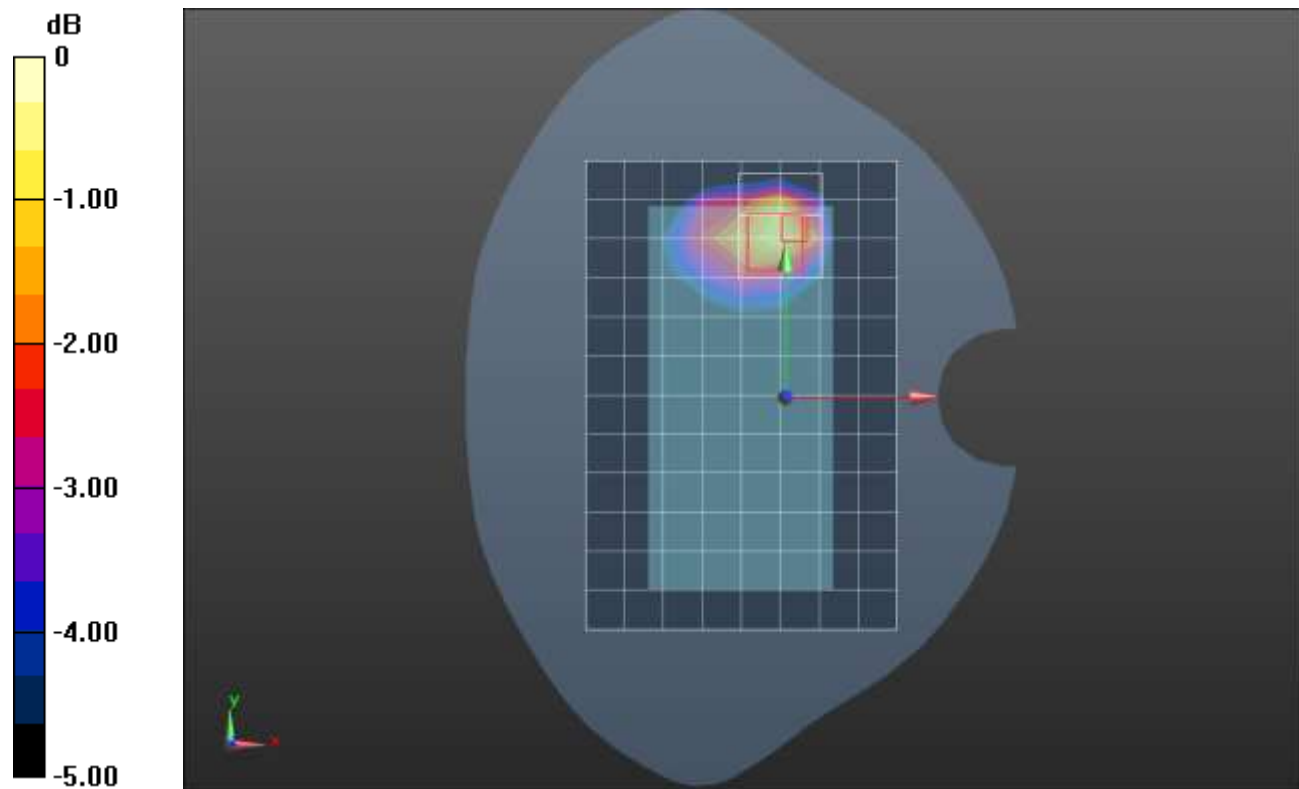
Reference Value = 31.95 V/m; Power Drift = -0.15 dB

Peak SAR (extrapolated) = 1.70 W/kg

**SAR(1 g) = 0.716 W/kg; SAR(10 g) = 0.409 W/kg**

[Info: Interpolated medium parameters used for SAR evaluation.](#)

Maximum value of SAR (measured) = 1.21 W/kg



## LTE Band 13 ANT 1

Frequency: 782 MHz; Duty Cycle: 1:1; Room Ambient Temperature: 24.0°C; Liquid Temperature: 23.0°C  
Medium parameters used (interpolated):  $f = 782$  MHz;  $\sigma = 0.894$  S/m;  $\epsilon_r = 40.316$ ;  $\rho = 1000$  kg/m<sup>3</sup>

Dasy Configuration:

- Area Scan Setting: Find Secondary Maximum within 2.0 dB and with a peak SAR value greater than 0.0012 W/kg
- Electronics: DAE4 Sn1547; Calibrated: 4/21/2022
- Probe: EX3DV4 - SN3989; ConvF(10.59, 10.59, 10.59) @ 782 MHz; Calibrated: 1/19/2022
- Sensor-Surface: 1.4mm (Mechanical Surface Detection)
- Phantom: SAM with CRP v5.0; Type: QD000P40CD; Serial: TP:xxxx

**RHS/Touch\_QPSK RB 1,25 Ch 23230/Area Scan (9x13x1):** Measurement grid: dx=15mm, dy=15mm

[Info: Interpolated medium parameters used for SAR evaluation.](#)

Maximum value of SAR (measured) = 0.301 W/kg

**RHS/Touch\_QPSK RB 1,25 Ch 23230/Zoom Scan (5x5x7)/Cube 0:** Measurement grid: dx=8mm, dy=8mm, dz=5mm


Reference Value = 17.13 V/m; Power Drift = 0.08 dB

Peak SAR (extrapolated) = 0.334 W/kg

**SAR(1 g) = 0.247 W/kg; SAR(10 g) = 0.188 W/kg**

[Info: Interpolated medium parameters used for SAR evaluation.](#)

Maximum value of SAR (measured) = 0.299 W/kg



## LTE Band 13 ANT 1

Frequency: 782 MHz; Duty Cycle: 1:1; Room Ambient Temperature: 24.0°C; Liquid Temperature: 23.0°C  
Medium parameters used (interpolated):  $f = 782$  MHz;  $\sigma = 0.894$  S/m;  $\epsilon_r = 40.316$ ;  $\rho = 1000$  kg/m<sup>3</sup>

Dasy Configuration:

- Area Scan Setting: Find Secondary Maximum within 2.0 dB and with a peak SAR value greater than 0.0012 W/kg
- Electronics: DAE4 Sn1547; Calibrated: 4/21/2022
- Probe: EX3DV4 - SN3989; ConvF(10.59, 10.59, 10.59) @ 782 MHz; Calibrated: 1/19/2022
- Sensor-Surface: 1.4mm (Mechanical Surface Detection)
- Phantom: SAM with CRP v5.0; Type: QD000P40CD; Serial: TP:xxxx

**Rear/QPSK RB 1,25 Ch 23230/Area Scan (9x14x1):** Measurement grid: dx=15mm, dy=15mm

[Info: Interpolated medium parameters used for SAR evaluation.](#)

Maximum value of SAR (measured) = 0.867 W/kg

**Rear/QPSK RB 1,25 Ch 23230/Zoom Scan (5x5x7)/Cube 0:** Measurement grid: dx=8mm, dy=8mm, dz=5mm

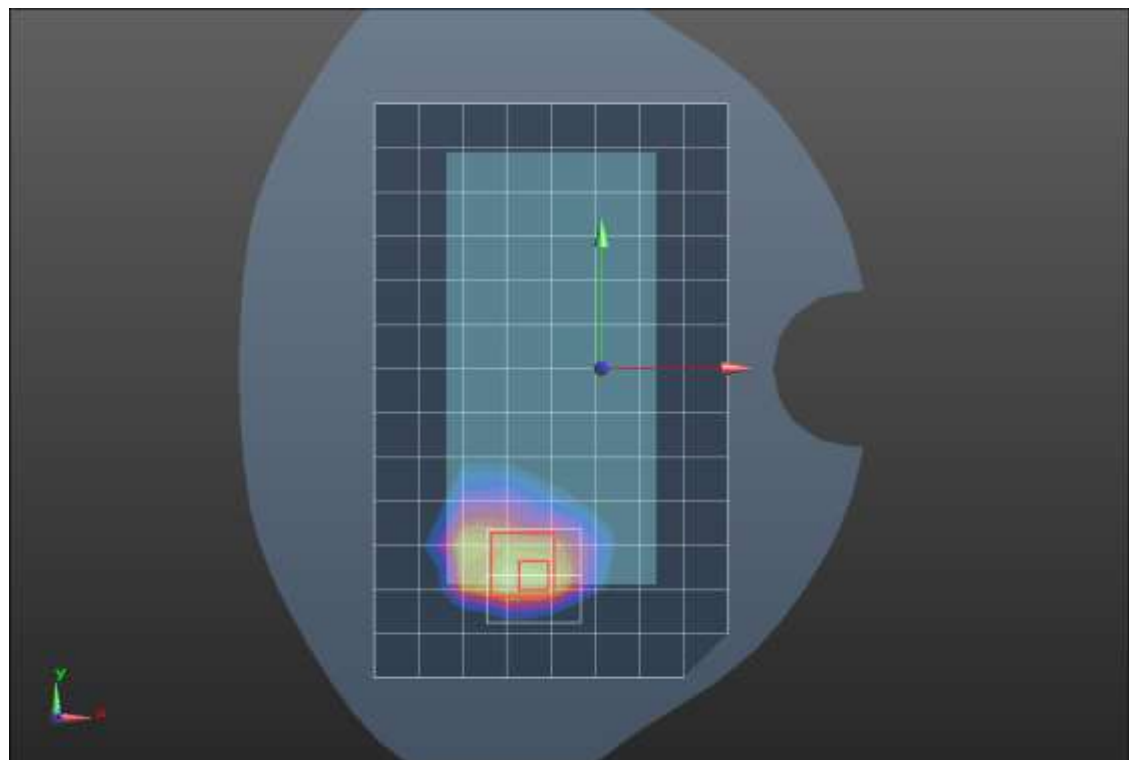
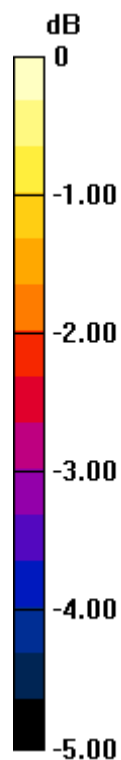
Reference Value = 27.47 V/m; Power Drift = -0.07 dB

Peak SAR (extrapolated) = 1.25 W/kg

**SAR(1 g) = 0.591 W/kg; SAR(10 g) = 0.345 W/kg**

[Info: Interpolated medium parameters used for SAR evaluation.](#)

Maximum value of SAR (measured) = 0.963 W/kg



0 dB = 0.963 W/kg = -0.16 dBW/kg

## LTE Band 13 ANT 1

Frequency: 782 MHz; Duty Cycle: 1:1; Room Ambient Temperature: 24.0°C; Liquid Temperature: 23.0°C  
Medium parameters used (interpolated):  $f = 782$  MHz;  $\sigma = 0.882$  S/m;  $\epsilon_r = 42.428$ ;  $\rho = 1000$  kg/m<sup>3</sup>

Dasy Configuration:

- Area Scan Setting: Find Secondary Maximum within 2.0 dB and with a peak SAR value greater than 0.0012 W/kg
- Electronics: DAE4 Sn1547; Calibrated: 4/21/2022
- Probe: EX3DV4 - SN3989; ConvF(10.59, 10.59, 10.59) @ 782 MHz; Calibrated: 1/19/2022
- Sensor-Surface: 1.4mm (Mechanical Surface Detection)
- Phantom: SAM with CRP v5.0; Type: QD000P40CD; Serial: TP:xxxx

**Edge 2/QPSK RB 1,25 Ch 23230/Area Scan (7x14x1):** Measurement grid: dx=15mm, dy=15mm

[Info: Interpolated medium parameters used for SAR evaluation.](#)

Maximum value of SAR (measured) = 1.06 W/kg

**Edge 2/QPSK RB 1,25 Ch 23230/Zoom Scan (5x5x7)/Cube 0:** Measurement grid: dx=8mm, dy=8mm, dz=5mm

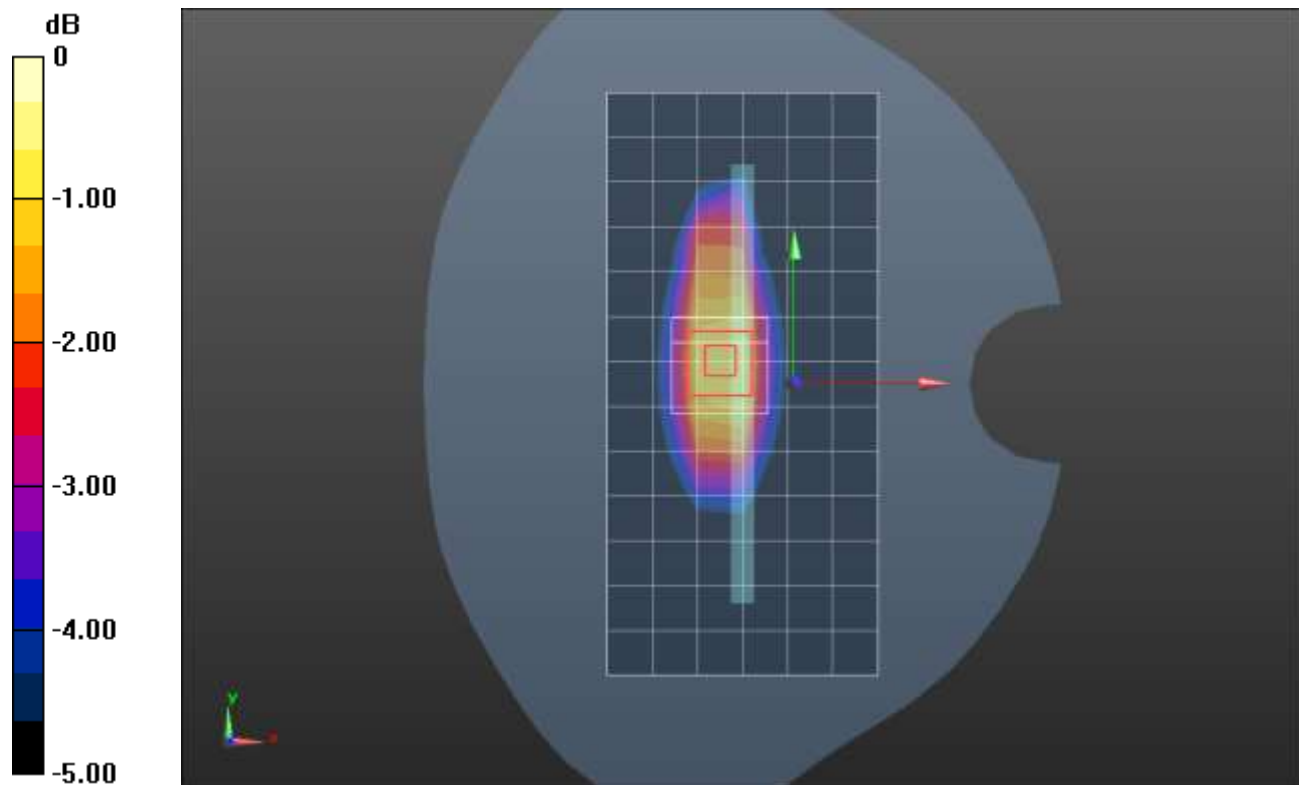
Reference Value = 30.95 V/m; Power Drift = 0.08 dB

Peak SAR (extrapolated) = 1.54 W/kg

**SAR(1 g) = 0.830 W/kg; SAR(10 g) = 0.530 W/kg**

[Info: Interpolated medium parameters used for SAR evaluation.](#)

Maximum value of SAR (measured) = 1.23 W/kg



0 dB = 1.23 W/kg = 0.90 dBW/kg

## LTE Band 13 ANT 2

Frequency: 782 MHz; Duty Cycle: 1:1; Room Ambient Temperature: 24.0°C; Liquid Temperature: 23.0°C  
Medium parameters used (interpolated):  $f = 782$  MHz;  $\sigma = 0.862$  S/m;  $\epsilon_r = 42.738$ ;  $\rho = 1000$  kg/m<sup>3</sup>

Dasy Configuration:

- Area Scan Setting: Find Secondary Maximum within 2.0 dB and with a peak SAR value greater than 0.0012 W/kg
- Electronics: DAE4 Sn1380; Calibrated: 8/11/2021
- Probe: EX3DV4 - SN3686; ConvF(9.75, 9.75, 9.75) @ 782 MHz; Calibrated: 1/18/2022
- Sensor-Surface: 1.4mm (Mechanical Surface Detection)
- Phantom: Twin-SAM V5.0 (30deg probe tilt); Type: QD 000 P40 CD; Serial: xxxx

**RHS/Touch\_QPSK RB 1,25 Ch 23230/Area Scan (9x14x1):** Measurement grid: dx=15mm, dy=15mm

[Info: Interpolated medium parameters used for SAR evaluation.](#)

Maximum value of SAR (measured) = 0.958 W/kg

**RHS/Touch\_QPSK RB 1,25 Ch 23230/Zoom Scan (5x5x7)/Cube 0:** Measurement grid: dx=8mm, dy=8mm, dz=5mm

Reference Value = 31.40 V/m; Power Drift = 0.02 dB

Peak SAR (extrapolated) = 1.36 W/kg

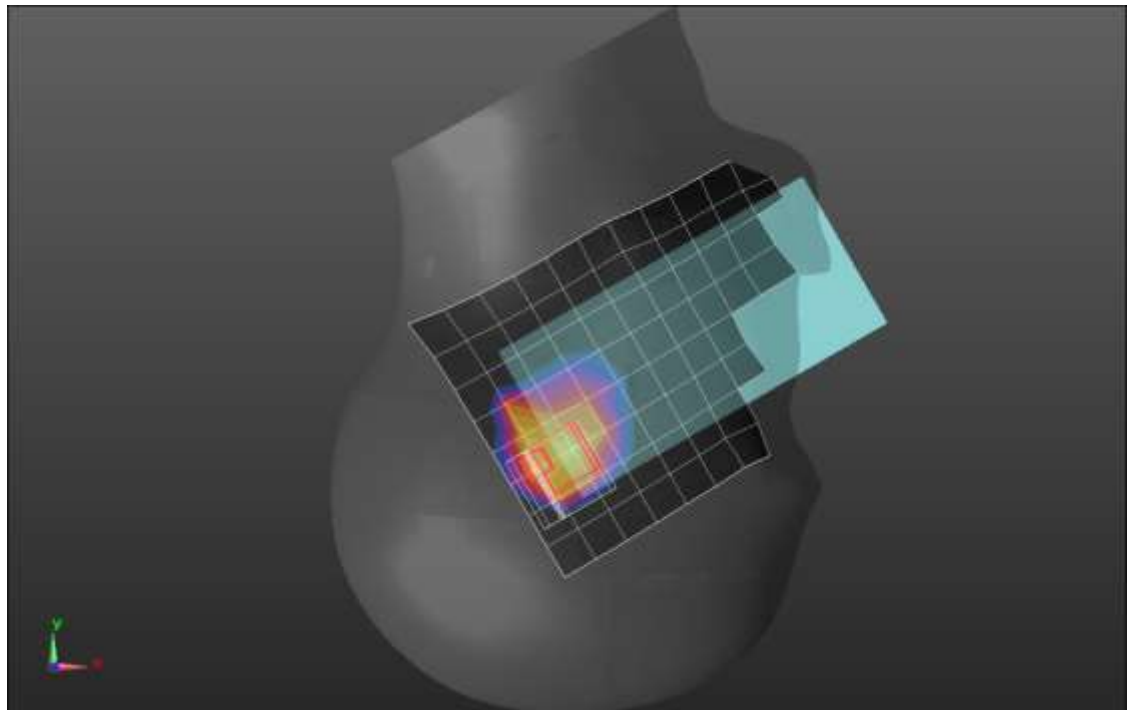
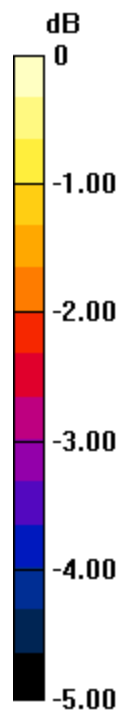
**SAR(1 g) = 0.752 W/kg; SAR(10 g) = 0.489 W/kg**

Smallest distance from peaks to all points 3 dB below = 19.5 mm

Ratio of SAR at M2 to SAR at M1 = 53.7%

[Info: Interpolated medium parameters used for SAR evaluation.](#)

Maximum value of SAR (measured) = 1.10 W/kg



0 dB = 1.10 W/kg = 0.41 dBW/kg

## LTE Band 13 ANT 2

Frequency: 782 MHz; Duty Cycle: 1:1; Room Ambient Temperature: 24.0°C; Liquid Temperature: 23.0°C  
Medium parameters used (interpolated):  $f = 782 \text{ MHz}$ ;  $\sigma = 0.862 \text{ S/m}$ ;  $\epsilon_r = 42.738$ ;  $\rho = 1000 \text{ kg/m}^3$

Dasy Configuration:

- Area Scan Setting: Find Secondary Maximum within 2.0 dB and with a peak SAR value greater than 0.0012 W/kg
- Electronics: DAE4 Sn1380; Calibrated: 8/11/2021
- Probe: EX3DV4 - SN3686; ConvF(9.75, 9.75, 9.75) @ 782 MHz; Calibrated: 1/18/2022
- Sensor-Surface: 1.4mm (Mechanical Surface Detection)
- Phantom: Twin-SAM V5.0 (30deg probe tilt); Type: QD 000 P40 CD; Serial: xxxx

**Rear/QPSK RB 1,25 Ch 23230/Area Scan (8x14x1):** Measurement grid:  $dx=15\text{mm}$ ,  $dy=15\text{mm}$

[Info: Interpolated medium parameters used for SAR evaluation.](#)

Maximum value of SAR (measured) = 0.898 W/kg

**Rear/QPSK RB 1,25 Ch 23230/Zoom Scan (5x5x7)/Cube 0:** Measurement grid:  $dx=8\text{mm}$ ,  $dy=8\text{mm}$ ,  $dz=5\text{mm}$

Reference Value = 30.54 V/m; Power Drift = -0.03 dB

Peak SAR (extrapolated) = 1.25 W/kg

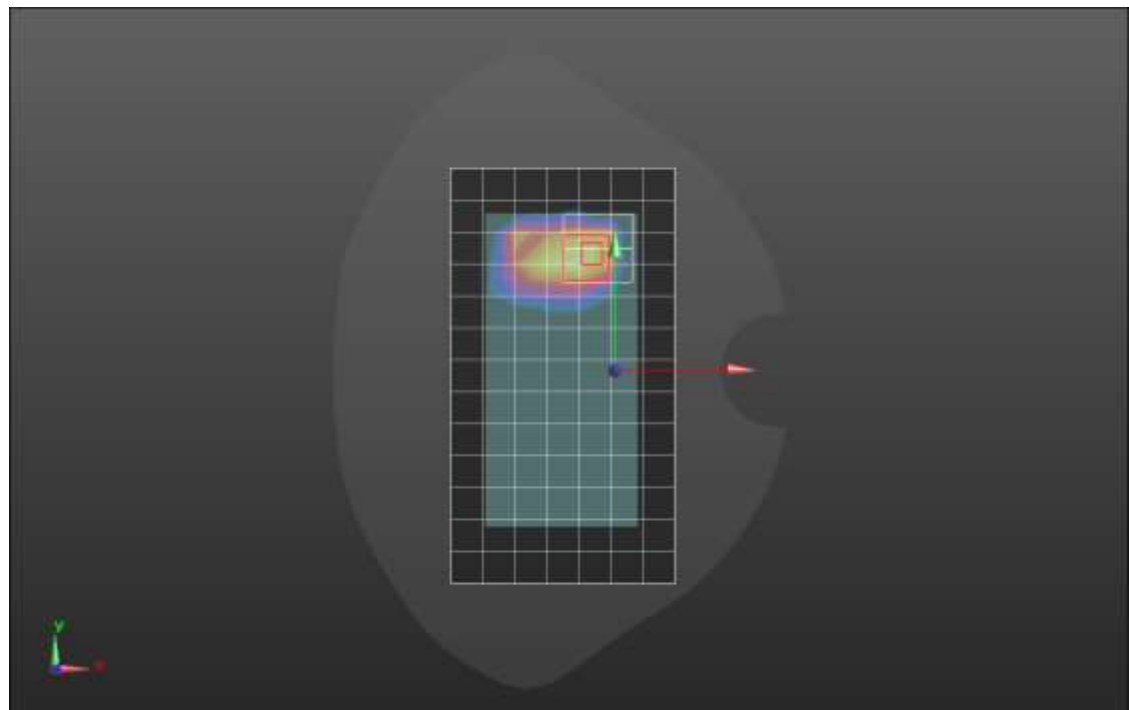
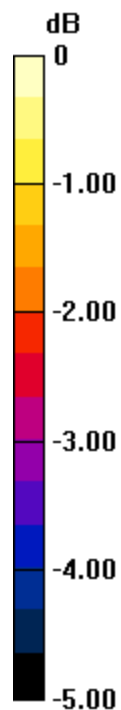
**SAR(1 g) = 0.658 W/kg; SAR(10 g) = 0.395 W/kg**

Smallest distance from peaks to all points 3 dB below = 13.8 mm

Ratio of SAR at M2 to SAR at M1 = 52%

[Info: Interpolated medium parameters used for SAR evaluation.](#)

Maximum value of SAR (measured) = 1.00 W/kg



0 dB = 1.00 W/kg = 0.00 dBW/kg



## LTE Band 14 ANT 1

Frequency: 793 MHz; Duty Cycle: 1:1; Room Ambient Temperature: 24.0°C; Liquid Temperature: 23.0°C  
Medium parameters used (interpolated):  $f = 793$  MHz;  $\sigma = 0.897$  S/m;  $\epsilon_r = 40.281$ ;  $\rho = 1000$  kg/m<sup>3</sup>

Dasy Configuration:

- Area Scan Setting: Find Secondary Maximum within 2.0 dB and with a peak SAR value greater than 0.0012 W/kg
- Electronics: DAE4 Sn1547; Calibrated: 4/21/2022
- Probe: EX3DV4 - SN3989; ConvF(10.59, 10.59, 10.59) @ 793 MHz; Calibrated: 1/19/2022
- Sensor-Surface: 1.4mm (Mechanical Surface Detection)
- Phantom: SAM with CRP v5.0; Type: QD000P40CD; Serial: TP:xxxx

**RHS/Touch\_QPSK RB 1,25 Ch 23330/Area Scan (9x13x1):** Measurement grid: dx=15mm, dy=15mm

[Info: Interpolated medium parameters used for SAR evaluation.](#)

Maximum value of SAR (measured) = 0.291 W/kg

**RHS/Touch\_QPSK RB 1,25 Ch 23330/Zoom Scan (5x5x7)/Cube 0:** Measurement grid: dx=8mm, dy=8mm, dz=5mm


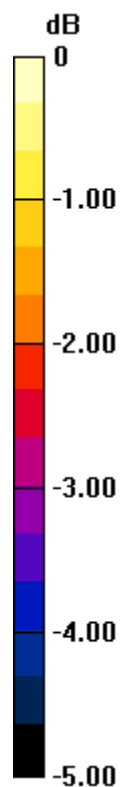
Reference Value = 17.30 V/m; Power Drift = 0.04 dB

Peak SAR (extrapolated) = 0.322 W/kg

**SAR(1 g) = 0.247 W/kg; SAR(10 g) = 0.192 W/kg**

[Info: Interpolated medium parameters used for SAR evaluation.](#)

Maximum value of SAR (measured) = 0.296 W/kg



0 dB = 0.296 W/kg = -5.29 dBW/kg



## LTE Band 14 ANT 1

Frequency: 793 MHz; Duty Cycle: 1:1; Room Ambient Temperature: 24.0°C; Liquid Temperature: 23.0°C  
Medium parameters used (interpolated):  $f = 793$  MHz;  $\sigma = 0.897$  S/m;  $\epsilon_r = 40.281$ ;  $\rho = 1000$  kg/m<sup>3</sup>

Dasy Configuration:

- Area Scan Setting: Find Secondary Maximum within 2.0 dB and with a peak SAR value greater than 0.0012 W/kg
- Electronics: DAE4 Sn1547; Calibrated: 4/21/2022
- Probe: EX3DV4 - SN3989; ConvF(10.59, 10.59, 10.59) @ 793 MHz; Calibrated: 1/19/2022
- Sensor-Surface: 1.4mm (Mechanical Surface Detection)
- Phantom: SAM with CRP v5.0; Type: QD000P40CD; Serial: TP:xxxx

**Rear/QPSK RB 1,25 Ch 23330/Area Scan (9x14x1):** Measurement grid: dx=15mm, dy=15mm

[Info: Interpolated medium parameters used for SAR evaluation.](#)

Maximum value of SAR (measured) = 1.01 W/kg

**Rear/QPSK RB 1,25 Ch 23330/Zoom Scan (5x5x7)/Cube 0:** Measurement grid: dx=8mm, dy=8mm, dz=5mm

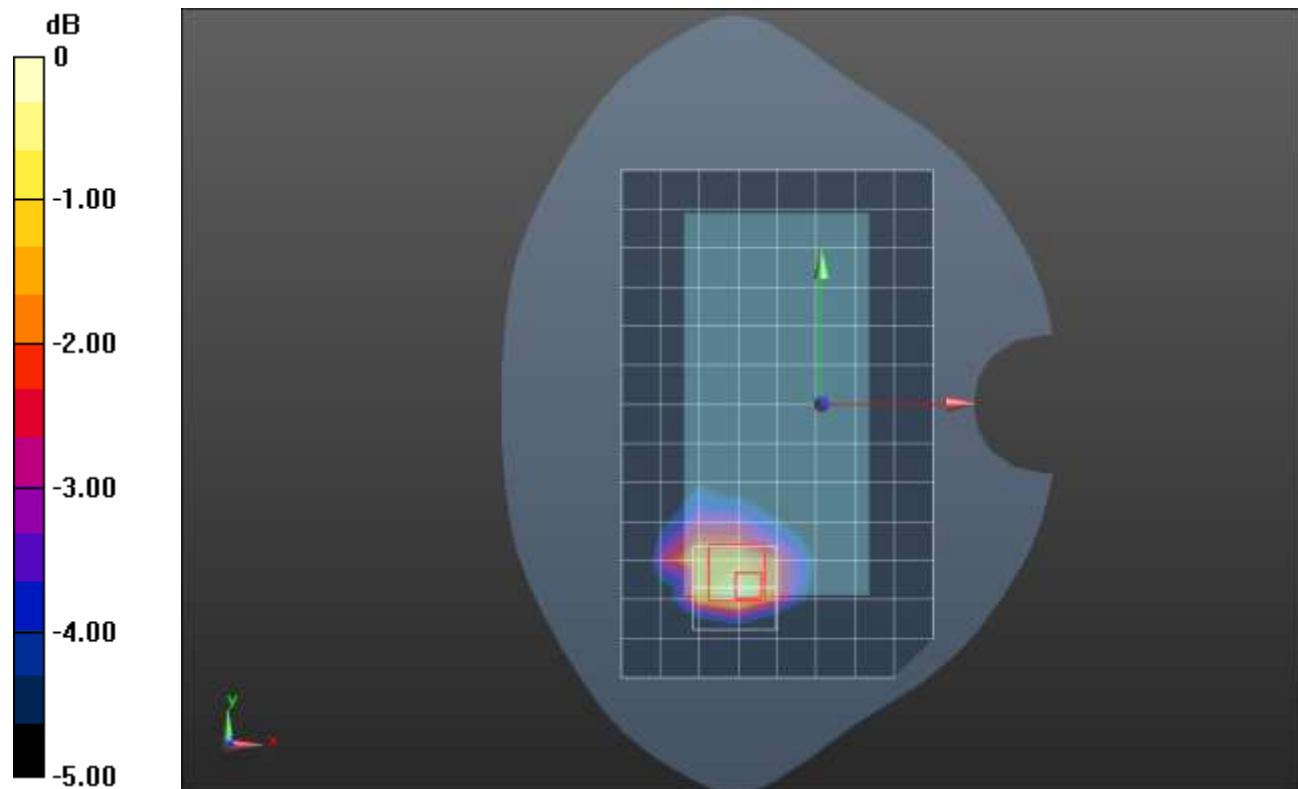
Reference Value = 29.19 V/m; Power Drift = 0.01 dB

Peak SAR (extrapolated) = 1.47 W/kg

**SAR(1 g) = 0.628 W/kg; SAR(10 g) = 0.371 W/kg**

[Info: Interpolated medium parameters used for SAR evaluation.](#)

Maximum value of SAR (measured) = 1.02 W/kg



## LTE Band 14 ANT 1

Frequency: 793 MHz; Duty Cycle: 1:1; Room Ambient Temperature: 24.0°C; Liquid Temperature: 23.0°C  
Medium parameters used (interpolated):  $f = 793$  MHz;  $\sigma = 0.897$  S/m;  $\epsilon_r = 40.281$ ;  $\rho = 1000$  kg/m<sup>3</sup>

Dasy Configuration:

- Area Scan Setting: Find Secondary Maximum within 2.0 dB and with a peak SAR value greater than 0.0012 W/kg
- Electronics: DAE4 Sn1547; Calibrated: 4/21/2022
- Probe: EX3DV4 - SN3989; ConvF(10.59, 10.59, 10.59) @ 793 MHz; Calibrated: 1/19/2022
- Sensor-Surface: 1.4mm (Mechanical Surface Detection)
- Phantom: SAM with CRP v5.0; Type: QD000P40CD; Serial: TP:xxxx

**Edge 2/QPSK RB 1,25 Ch 23330/Area Scan (7x14x1):** Measurement grid: dx=15mm, dy=15mm

[Info: Interpolated medium parameters used for SAR evaluation.](#)

Maximum value of SAR (measured) = 0.853 W/kg

**Edge 2/QPSK RB 1,25 Ch 23330/Zoom Scan (5x5x7)/Cube 0:** Measurement grid: dx=8mm, dy=8mm, dz=5mm

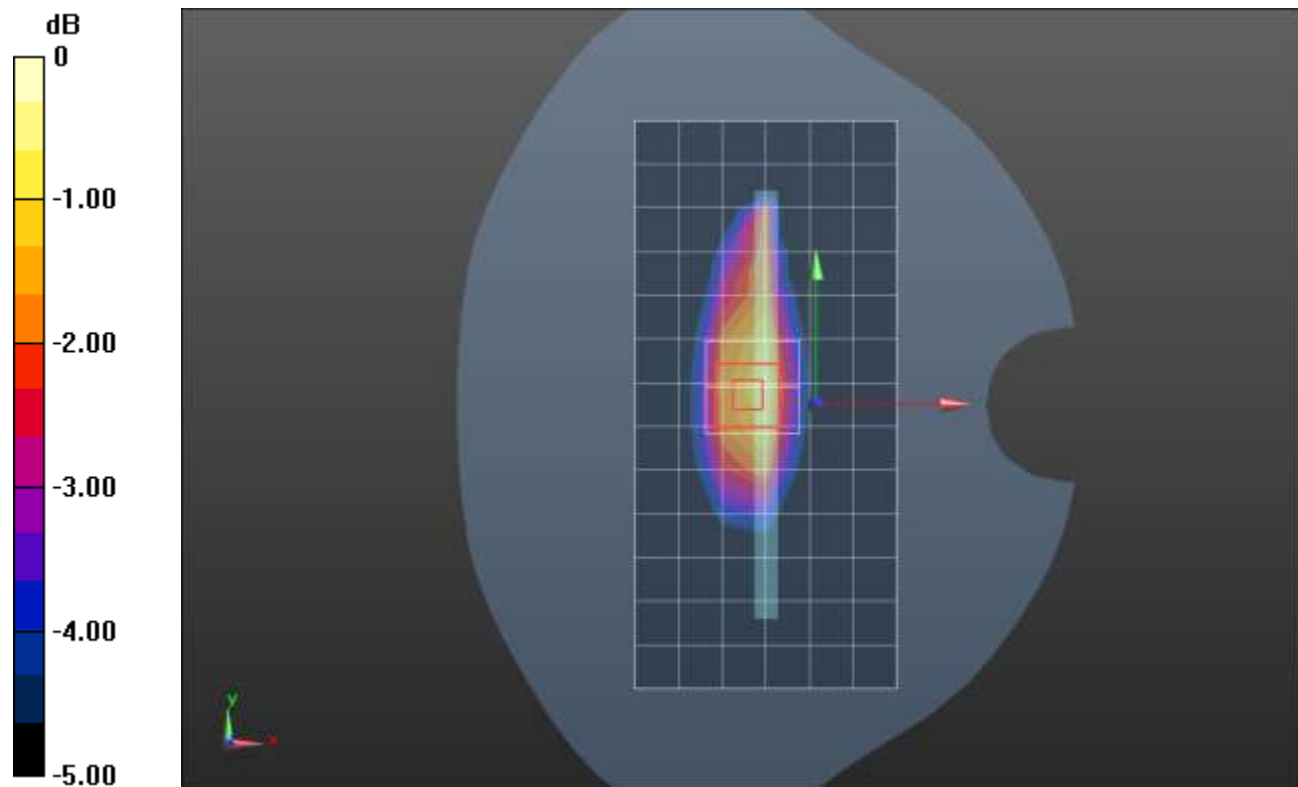
Reference Value = 28.54 V/m; Power Drift = 0.12 dB

Peak SAR (extrapolated) = 1.18 W/kg

**SAR(1 g) = 0.676 W/kg; SAR(10 g) = 0.435 W/kg**

[Info: Interpolated medium parameters used for SAR evaluation.](#)

Maximum value of SAR (measured) = 0.968 W/kg



## LTE Band 14 ANT 2

Frequency: 793 MHz; Duty Cycle: 1:1; Room Ambient Temperature: 24.0°C; Liquid Temperature: 23.0°C  
Medium parameters used (interpolated):  $f = 793$  MHz;  $\sigma = 0.866$  S/m;  $\epsilon_r = 42.693$ ;  $\rho = 1000$  kg/m<sup>3</sup>

Dasy Configuration:

- Area Scan Setting: Find Secondary Maximum within 2.0 dB and with a peak SAR value greater than 0.0012 W/kg
- Electronics: DAE4 Sn1380; Calibrated: 8/11/2021
- Probe: EX3DV4 - SN3686; ConvF(9.75, 9.75, 9.75) @ 793 MHz; Calibrated: 1/18/2022
- Sensor-Surface: 1.4mm (Mechanical Surface Detection)
- Phantom: Twin-SAM V5.0 (30deg probe tilt); Type: QD 000 P40 CD; Serial: xxxx

**RHS/Touch\_QPSK RB 1,25 Ch 23330/Area Scan (9x14x1):** Measurement grid: dx=15mm, dy=15mm

[Info: Interpolated medium parameters used for SAR evaluation.](#)

Maximum value of SAR (measured) = 1.22 W/kg

**RHS/Touch\_QPSK RB 1,25 Ch 23330/Zoom Scan (5x5x7)/Cube 0:** Measurement grid: dx=8mm, dy=8mm, dz=5mm

Reference Value = 30.42 V/m; Power Drift = 0.07 dB

Peak SAR (extrapolated) = 1.48 W/kg

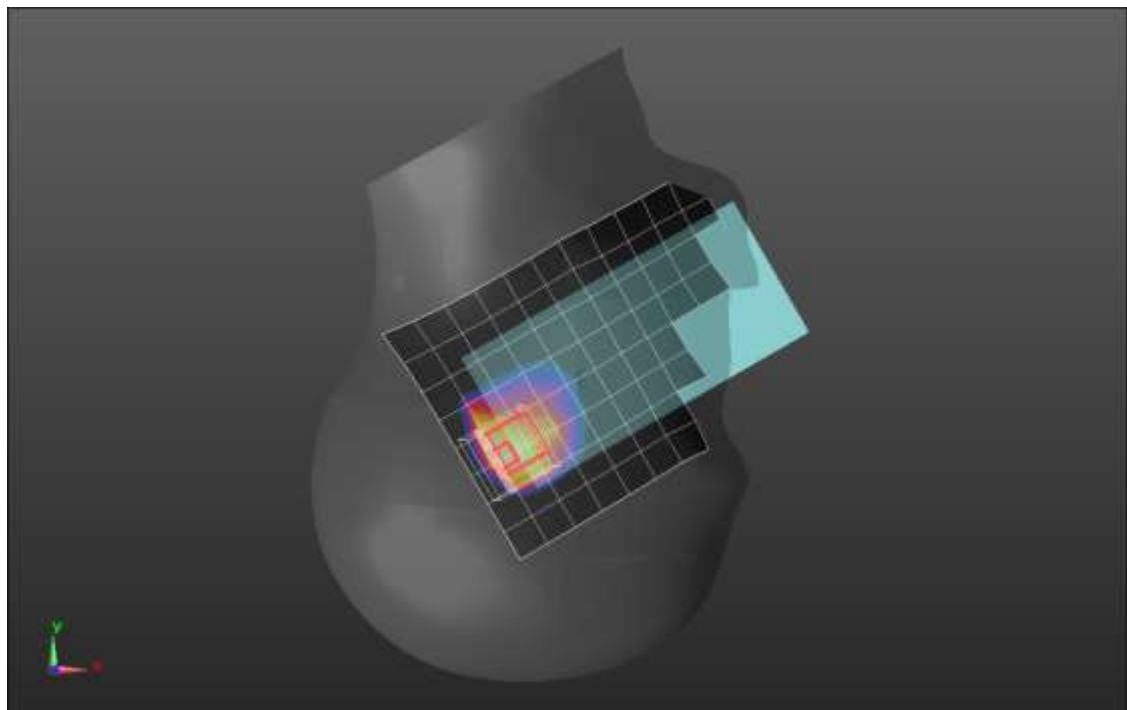
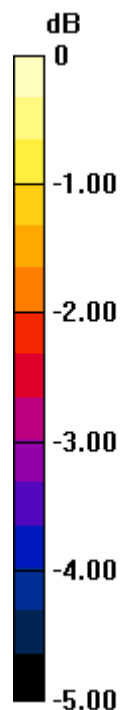
**SAR(1 g) = 0.704 W/kg; SAR(10 g) = 0.450 W/kg**

Smallest distance from peaks to all points 3 dB below = 6.4 mm

Ratio of SAR at M2 to SAR at M1 = 43.6%

[Info: Interpolated medium parameters used for SAR evaluation.](#)

Maximum value of SAR (measured) = 1.05 W/kg



0 dB = 1.05 W/kg = 0.21 dBW/kg

## LTE Band 14 ANT 2

Frequency: 793 MHz; Duty Cycle: 1:1; Room Ambient Temperature: 24.0°C; Liquid Temperature: 23.0°C  
Medium parameters used (interpolated):  $f = 793$  MHz;  $\sigma = 0.866$  S/m;  $\epsilon_r = 42.693$ ;  $\rho = 1000$  kg/m<sup>3</sup>

Dasy Configuration:

- Area Scan Setting: Find Secondary Maximum within 2.0 dB and with a peak SAR value greater than 0.0012 W/kg
- Electronics: DAE4 Sn1380; Calibrated: 8/11/2021
- Probe: EX3DV4 - SN3686; ConvF(9.75, 9.75, 9.75) @ 793 MHz; Calibrated: 1/18/2022
- Sensor-Surface: 1.4mm (Mechanical Surface Detection)
- Phantom: Twin-SAM V5.0 (30deg probe tilt); Type: QD 000 P40 CD; Serial: xxxx

**Rear/QPSK RB 1,25 Ch 23330/Area Scan (9x14x1):** Measurement grid: dx=15mm, dy=15mm

[Info: Interpolated medium parameters used for SAR evaluation.](#)

Maximum value of SAR (measured) = 0.896 W/kg

**Rear/QPSK RB 1,25 Ch 23330/Zoom Scan (5x5x7)/Cube 0:** Measurement grid: dx=8mm, dy=8mm, dz=5mm

Reference Value = 30.33 V/m; Power Drift = -0.03 dB

Peak SAR (extrapolated) = 1.20 W/kg

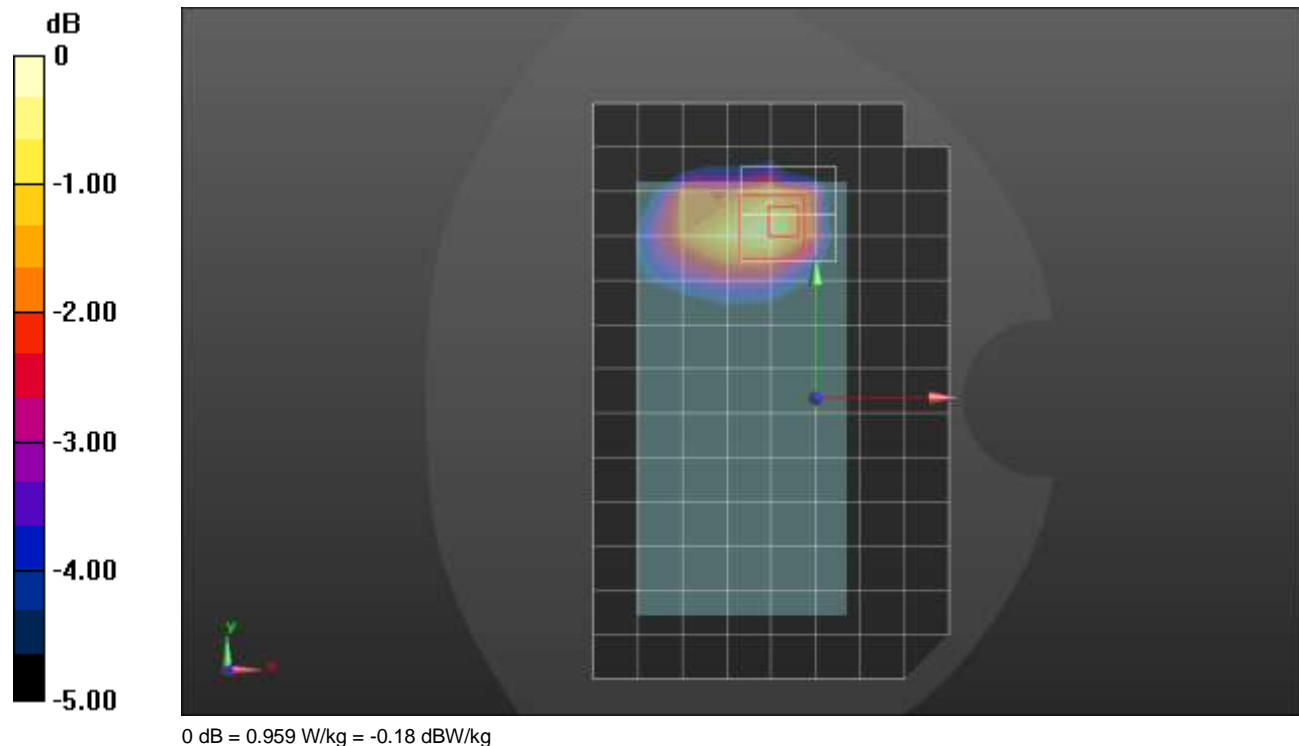
**SAR(1 g) = 0.634 W/kg; SAR(10 g) = 0.377 W/kg**

Smallest distance from peaks to all points 3 dB below = 13.7 mm

Ratio of SAR at M2 to SAR at M1 = 52.5%

[Info: Interpolated medium parameters used for SAR evaluation.](#)

Maximum value of SAR (measured) = 0.959 W/kg



## LTE Band 25 ANT 1

Frequency: 1882.5 MHz; Duty Cycle: 1:1; Room Ambient Temperature: 24.0°C; Liquid Temperature: 23.0°C  
Medium parameters used (interpolated):  $f = 1882.5$  MHz;  $\sigma = 1.457$  S/m;  $\epsilon_r = 41.529$ ;  $\rho = 1000$  kg/m<sup>3</sup>

DASY5 Configuration:

- Area Scan Setting: Find Secondary Maximum Within: 2.0 dB and with a peak SAR value greater than 0.0012W/kg
- Electronics: DAE4 Sn1546; Calibrated: 3/22/2022
- Probe: EX3DV4 - SN7501; ConvF(8.31, 8.31, 8.31) @ 1882.5 MHz; Calibrated: 3/25/2022
- Sensor-Surface: 1.4mm (Mechanical Surface Detection)
- Phantom: Twin-SAM V8.0 (20deg probe tilt); Type: QD 000 P41 AA; Serial: 1948

**RHS/Touch\_QPSK RB 1,49 Ch 26365/Area Scan (8x14x1):** Measurement grid: dx=15mm, dy=15mm

[Info: Interpolated medium parameters used for SAR evaluation.](#)

Maximum value of SAR (measured) = 0.565 W/kg

**RHS/Touch\_QPSK RB 1,49 Ch 26365/Zoom Scan (5x5x7)/Cube 0:** Measurement grid: dx=8mm, dy=8mm, dz=5mm

Reference Value = 18.81 V/m; Power Drift = -0.01 dB

Peak SAR (extrapolated) = 0.771 W/kg

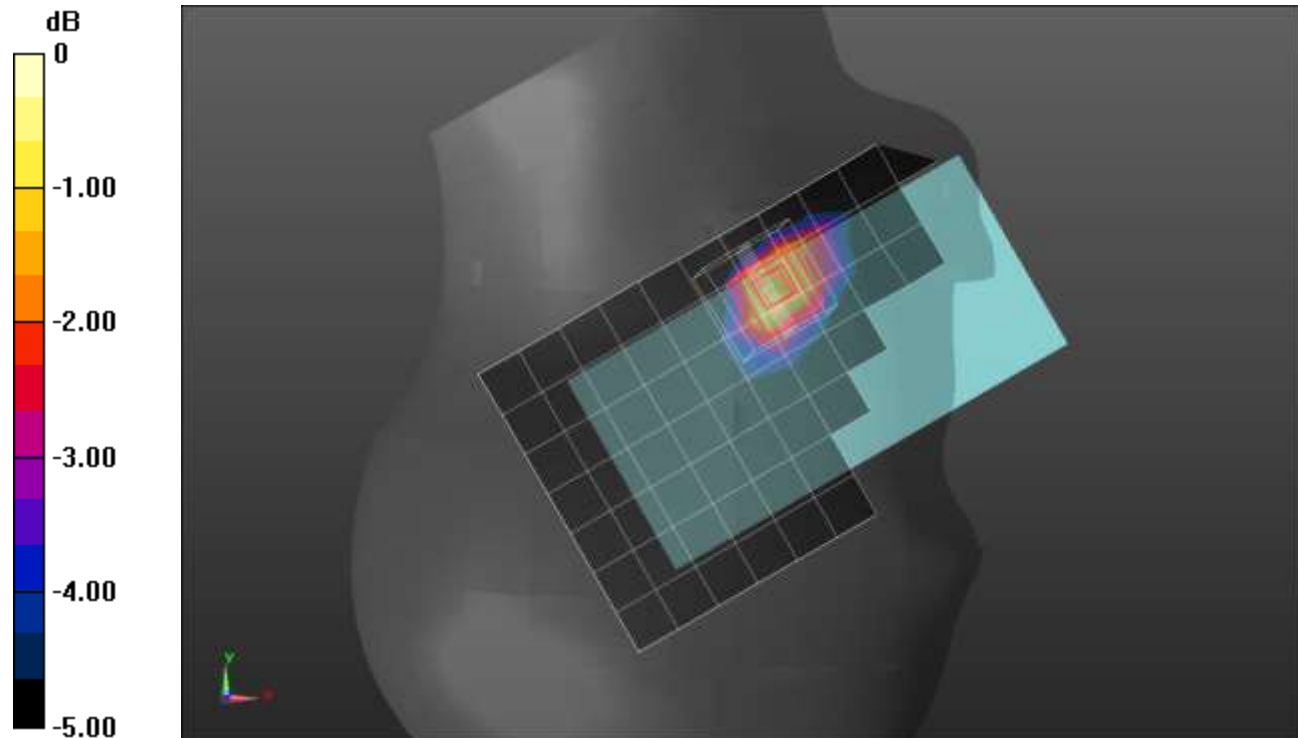
**SAR(1 g) = 0.467 W/kg; SAR(10 g) = 0.284 W/kg**

Smallest distance from peaks to all points 3 dB below = 13.5 mm

Ratio of SAR at M2 to SAR at M1 = 60.4%

[Info: Interpolated medium parameters used for SAR evaluation.](#)

Maximum value of SAR (measured) = 0.664 W/kg



0 dB = 0.664 W/kg = -1.78 dBW/kg

## LTE Band 25 ANT 1

Frequency: 1882.5 MHz; Duty Cycle: 1:1; Room Ambient Temperature: 24.0°C; Liquid Temperature: 23.0°C

Medium parameters used (interpolated):  $f = 1882.5$  MHz;  $\sigma = 1.391$  S/m;  $\epsilon_r = 38.361$ ;  $\rho = 1000$  kg/m<sup>3</sup>

DASY5 Configuration:

- Area Scan Setting: Find Secondary Maximum Within: 2.0 dB and with a peak SAR value greater than 0.0012W/kg
- Electronics: DAE4 Sn1546; Calibrated: 3/22/2022
- Probe: EX3DV4 - SN7501; ConvF(8.31, 8.31, 8.31) @ 1882.5 MHz; Calibrated: 3/25/2022
- Sensor-Surface: 1.4mm (Mechanical Surface Detection)
- Phantom: Twin-SAM V8.0 (20deg probe tilt); Type: QD 000 P41 AA; Serial: 1948

**Rear/QPSK RB 50,24 Ch 26365/Area Scan (9x14x1):** Measurement grid: dx=15mm, dy=15mm

[Info: Interpolated medium parameters used for SAR evaluation.](#)

Maximum value of SAR (measured) = 0.599 W/kg

**Rear/QPSK RB 50,24 Ch 26365/Zoom Scan (5x5x7)/Cube 0:** Measurement grid: dx=8mm, dy=8mm, dz=5mm

Reference Value = 19.61 V/m; Power Drift = -0.01 dB

Peak SAR (extrapolated) = 0.874 W/kg

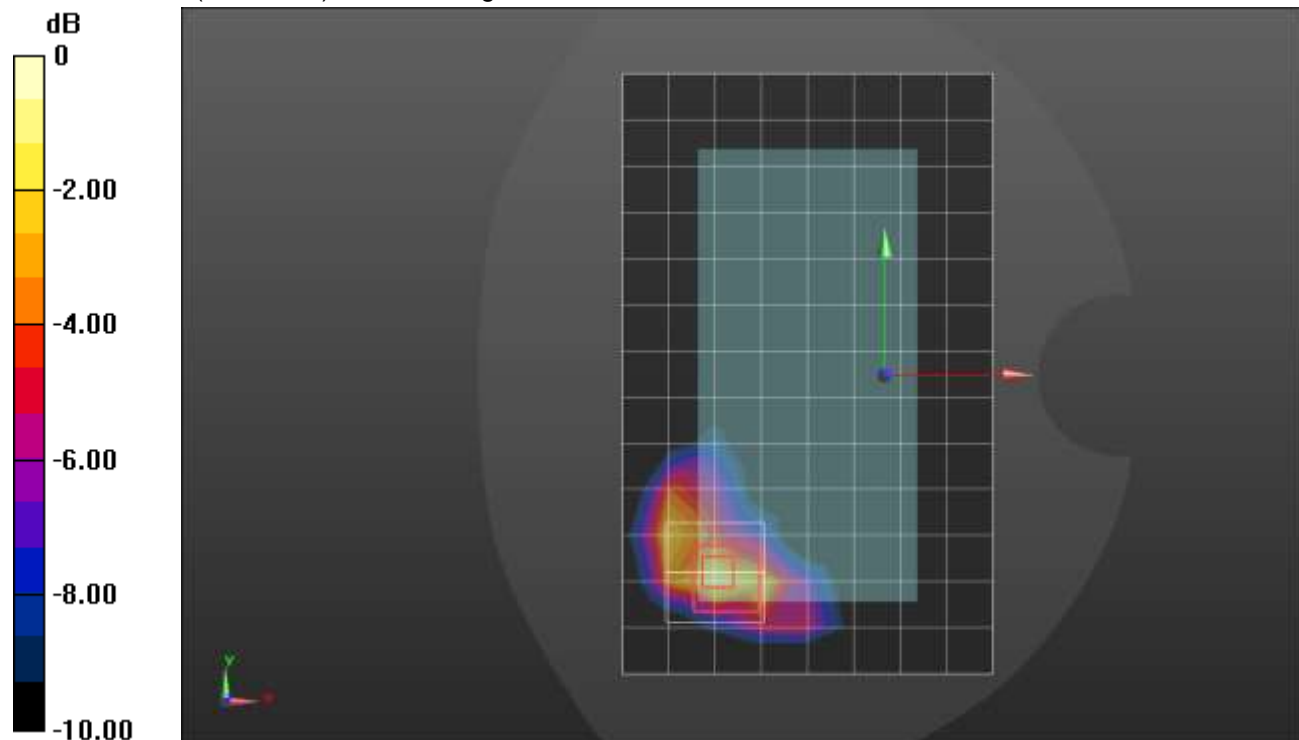
**SAR(1 g) = 0.437 W/kg; SAR(10 g) = 0.216 W/kg**

Smallest distance from peaks to all points 3 dB below = 8.6 mm

Ratio of SAR at M2 to SAR at M1 = 53.2%

[Info: Interpolated medium parameters used for SAR evaluation.](#)

Maximum value of SAR (measured) = 0.695 W/kg



0 dB = 0.695 W/kg = -1.58 dBW/kg

## LTE Band 25 ANT 1

Frequency: 1860 MHz; Duty Cycle: 1:1; Room Ambient Temperature: 24.0°C; Liquid Temperature: 23.0°C

Medium parameters used:  $f = 1860$  MHz;  $\sigma = 1.382$  S/m;  $\epsilon_r = 38.372$ ;  $\rho = 1000$  kg/m<sup>3</sup>

DASY5 Configuration:

- Area Scan Setting: Find Secondary Maximum Within: 2.0 dB and with a peak SAR value greater than 0.0012W/kg
- Electronics: DAE4 Sn1546; Calibrated: 3/22/2022
- Probe: EX3DV4 - SN7501; ConvF(8.31, 8.31, 8.31) @ 1860 MHz; Calibrated: 3/25/2022
- Sensor-Surface: 1.4mm (Mechanical Surface Detection)
- Phantom: Twin-SAM V8.0 (20deg probe tilt); Type: QD 000 P41 AA; Serial: 1948

**Edge 3/QPSK RB 50,24 Ch 26140/Area Scan (5x9x1):** Measurement grid: dx=15mm, dy=15mm  
Maximum value of SAR (measured) = 0.723 W/kg

**Edge 3/QPSK RB 50,24 Ch 26140/Zoom Scan (5x5x7)/Cube 0:** Measurement grid: dx=8mm, dy=8mm, dz=5mm

Reference Value = 21.11 V/m; Power Drift = 0.13 dB

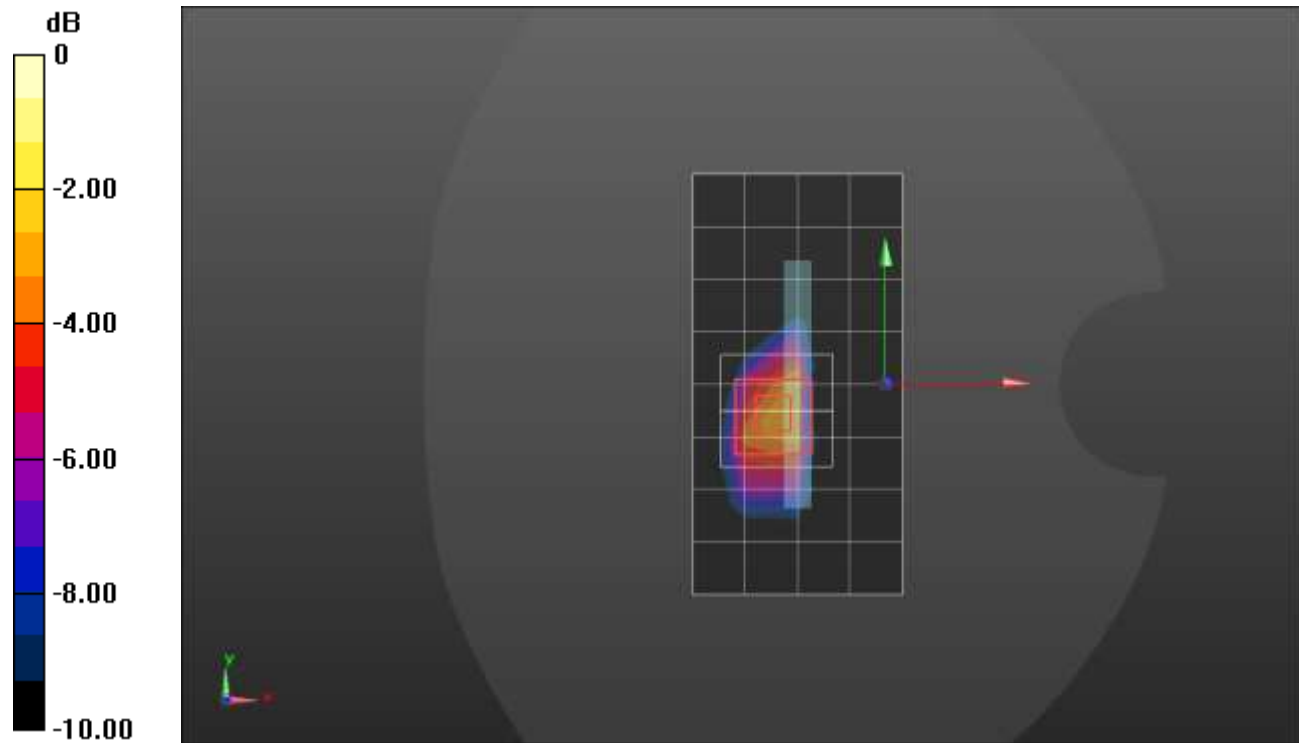
Peak SAR (extrapolated) = 1.68 W/kg

**SAR(1 g) = 0.798 W/kg; SAR(10 g) = 0.368 W/kg**

Smallest distance from peaks to all points 3 dB below = 7.2 mm

Ratio of SAR at M2 to SAR at M1 = 48.3%

Maximum value of SAR (measured) = 1.36 W/kg



0 dB = 1.36 W/kg = 1.34 dBW/kg

## LTE Band 25 ANT 2

Frequency: 1882.5 MHz; Duty Cycle: 1:1; Room Ambient Temperature: 24.0°C; Liquid Temperature: 23.0°C

Medium parameters used (interpolated):  $f = 1882.5$  MHz;  $\sigma = 1.442$  S/m;  $\epsilon_r = 38.298$ ;  $\rho = 1000$  kg/m<sup>3</sup>

DASY5 Configuration:

- Area Scan Setting: Find Secondary Maximum Within: 2.0 dB and with a peak SAR value greater than 0.0012W/kg
- Electronics: DAE4 Sn1546; Calibrated: 3/22/2022
- Probe: EX3DV4 - SN7501; ConvF(8.31, 8.31, 8.31) @ 1882.5 MHz; Calibrated: 3/25/2022
- Sensor-Surface: 1.4mm (Mechanical Surface Detection)
- Phantom: Twin-SAM V8.0 (20deg probe tilt); Type: QD 000 P41 AA; Serial: 1948

**RHS/Touch\_QPSK RB 1,49 Ch 26365/Area Scan (8x14x1):** Measurement grid: dx=15mm, dy=15mm

[Info: Interpolated medium parameters used for SAR evaluation.](#)

Maximum value of SAR (measured) = 1.20 W/kg

**RHS/Touch\_QPSK RB 1,49 Ch 26365/Zoom Scan (6x6x7)/Cube 0:** Measurement grid: dx=8mm, dy=8mm, dz=5mm

Reference Value = 26.50 V/m; Power Drift = -0.17 dB

Peak SAR (extrapolated) = 1.93 W/kg

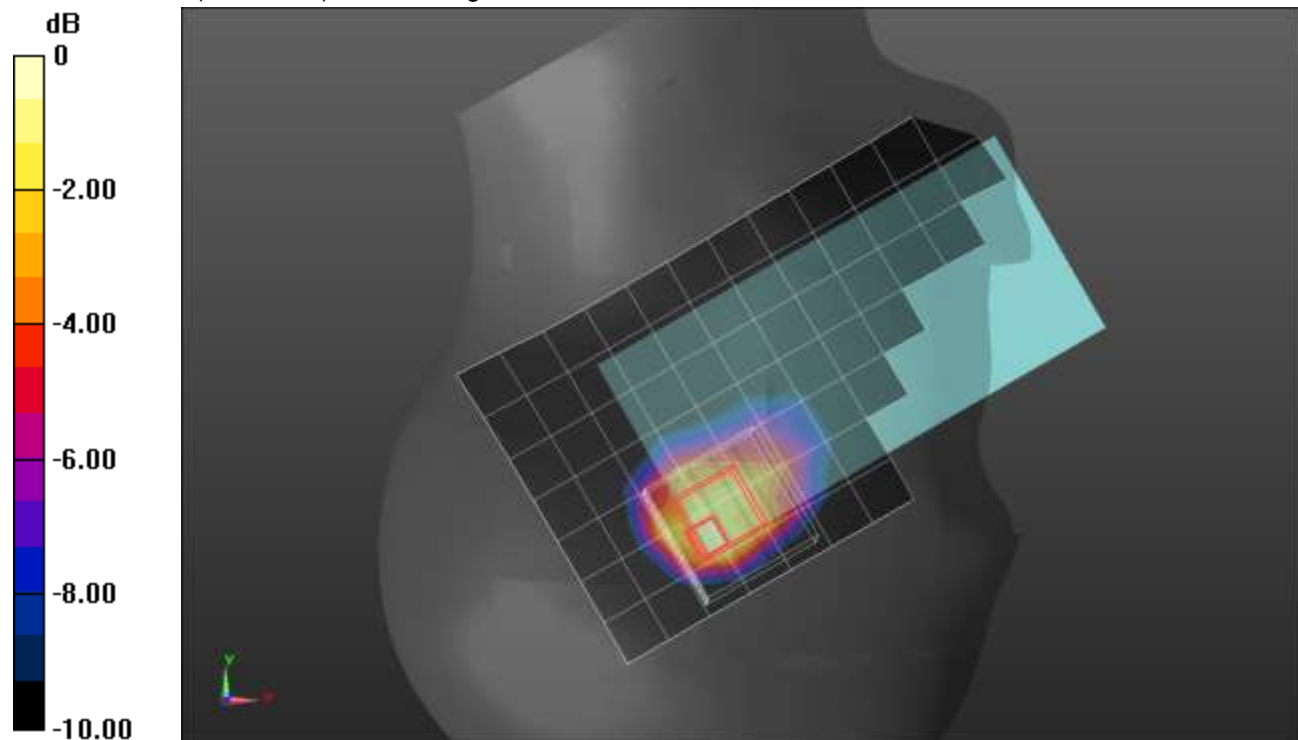
**SAR(1 g) = 0.795 W/kg; SAR(10 g) = 0.441 W/kg**

Smallest distance from peaks to all points 3 dB below = 7.2 mm

Ratio of SAR at M2 to SAR at M1 = 41.4%

[Info: Interpolated medium parameters used for SAR evaluation.](#)

Maximum value of SAR (measured) = 1.40 W/kg



0 dB = 1.40 W/kg = 1.46 dBW/kg



## LTE Band 25 ANT 2

Frequency: 1905 MHz; Duty Cycle: 1:1; Room Ambient Temperature: 24.0°C; Liquid Temperature: 23.0°C

Medium parameters used:  $f = 1905$  MHz;  $\sigma = 1.457$  S/m;  $\epsilon_r = 38.247$ ;  $\rho = 1000$  kg/m<sup>3</sup>

DASY5 Configuration:

- Area Scan Setting: Find Secondary Maximum Within: 2.0 dB and with a peak SAR value greater than 0.0012W/kg
- Electronics: DAE4 Sn1546; Calibrated: 3/22/2022
- Probe: EX3DV4 - SN7501; ConvF(8.31, 8.31, 8.31) @ 1905 MHz; Calibrated: 3/25/2022
- Sensor-Surface: 1.4mm (Mechanical Surface Detection)
- Phantom: Twin-SAM V8.0 (20deg probe tilt); Type: QD 000 P41 AA; Serial: 1948

**Rear/QPSK RB 50,24 Ch 26590/Area Scan (9x14x1):** Measurement grid: dx=15mm, dy=15mm

Maximum value of SAR (measured) = 1.50 W/kg

**Rear/QPSK RB 50,24 Ch 26590/Zoom Scan (5x5x7)/Cube 0:** Measurement grid: dx=8mm, dy=8mm, dz=5mm

Reference Value = 28.86 V/m; Power Drift = -0.04 dB

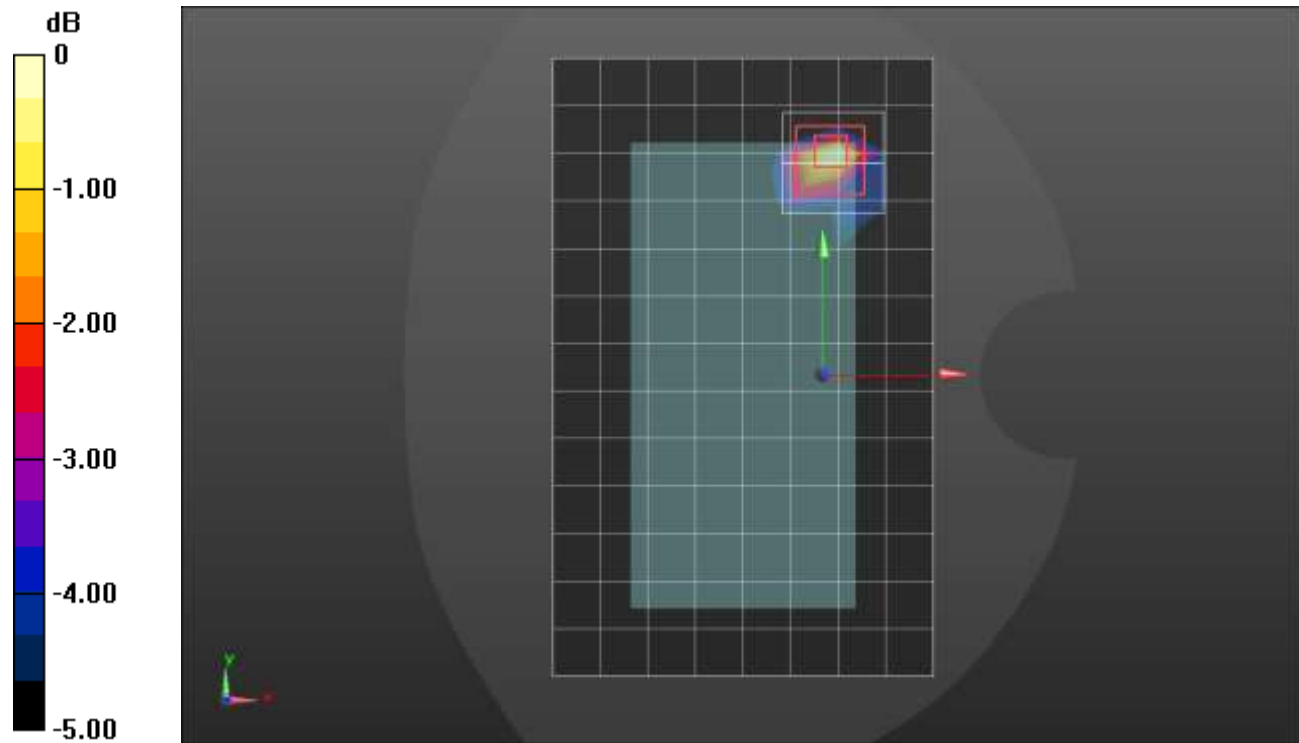
Peak SAR (extrapolated) = 1.87 W/kg

**SAR(1 g) = 0.784 W/kg; SAR(10 g) = 0.365 W/kg**

Smallest distance from peaks to all points 3 dB below = 6.8 mm

Ratio of SAR at M2 to SAR at M1 = 43.6%

Maximum value of SAR (measured) = 1.39 W/kg



0 dB = 1.39 W/kg = 1.43 dBW/kg

## LTE Band 25 ANT 3

Frequency: 1882.5 MHz; Duty Cycle: 1:1; Room Ambient Temperature: 24.0°C; Liquid Temperature: 23.0°C

Medium parameters used (interpolated):  $f = 1882.5$  MHz;  $\sigma = 1.442$  S/m;  $\epsilon_r = 38.298$ ;  $\rho = 1000$  kg/m<sup>3</sup>

DASY5 Configuration:

- Area Scan Setting: Find Secondary Maximum Within: 2.0 dB and with a peak SAR value greater than 0.0012W/kg
- Electronics: DAE4 Sn1546; Calibrated: 3/22/2022
- Probe: EX3DV4 - SN7501; ConvF(8.31, 8.31, 8.31) @ 1882.5 MHz; Calibrated: 3/25/2022
- Sensor-Surface: 1.4mm (Mechanical Surface Detection)
- Phantom: Twin-SAM V8.0 (20deg probe tilt); Type: QD 000 P41 AA; Serial: 1948

**LHS/Touch\_QPSK RB 50,24 Ch 26365/Area Scan (9x14x1):** Measurement grid: dx=15mm, dy=15mm

[Info: Interpolated medium parameters used for SAR evaluation.](#)

Maximum value of SAR (measured) = 0.460 W/kg

**LHS/Touch\_QPSK RB 50,24 Ch 26365/Zoom Scan (5x5x7)/Cube 0:** Measurement grid: dx=8mm, dy=8mm, dz=5mm

Reference Value = 18.39 V/m; Power Drift = 0.15 dB

Peak SAR (extrapolated) = 0.553 W/kg


**SAR(1 g) = 0.325 W/kg; SAR(10 g) = 0.201 W/kg**

Smallest distance from peaks to all points 3 dB below = 14.2 mm

Ratio of SAR at M2 to SAR at M1 = 58%

[Info: Interpolated medium parameters used for SAR evaluation.](#)

Maximum value of SAR (measured) = 0.474 W/kg



0 dB = 0.474 W/kg = -3.24 dBW/kg

## LTE Band 25 ANT 3

Frequency: 1905 MHz; Duty Cycle: 1:1; Room Ambient Temperature: 24.0°C; Liquid Temperature: 23.0°C

Medium parameters used:  $f = 1905$  MHz;  $\sigma = 1.457$  S/m;  $\epsilon_r = 38.247$ ;  $\rho = 1000$  kg/m<sup>3</sup>

DASY5 Configuration:

- Area Scan Setting: Find Secondary Maximum Within: 2.0 dB and with a peak SAR value greater than 0.0012W/kg
- Electronics: DAE4 Sn1546; Calibrated: 3/22/2022
- Probe: EX3DV4 - SN7501; ConvF(8.31, 8.31, 8.31) @ 1905 MHz; Calibrated: 3/25/2022
- Sensor-Surface: 1.4mm (Mechanical Surface Detection)
- Phantom: Twin-SAM V8.0 (20deg probe tilt); Type: QD 000 P41 AA; Serial: 1948

**Rear/QPSK RB 50,24 Ch 26590/Area Scan (9x14x1):** Measurement grid: dx=15mm, dy=15mm

Maximum value of SAR (measured) = 1.30 W/kg

**Rear/QPSK RB 50,24 Ch 26590/Zoom Scan (5x5x7)/Cube 0:** Measurement grid: dx=8mm, dy=8mm, dz=5mm

Reference Value = 27.40 V/m; Power Drift = -0.01 dB

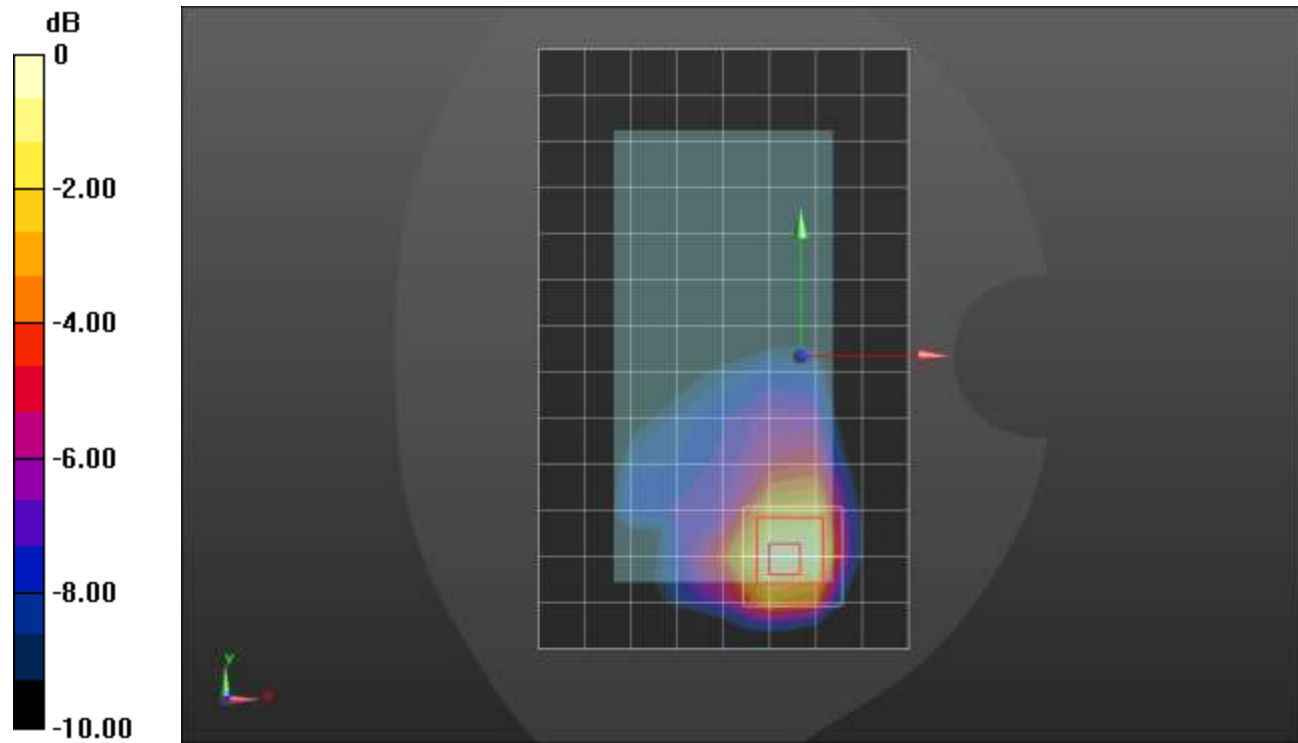
Peak SAR (extrapolated) = 1.73 W/kg

**SAR(1 g) = 0.825 W/kg; SAR(10 g) = 0.459 W/kg**

Smallest distance from peaks to all points 3 dB below = 11.6 mm

Ratio of SAR at M2 to SAR at M1 = 49.4%

Maximum value of SAR (measured) = 1.27 W/kg



## LTE Band 25 ANT 4

Frequency: 1882.5 MHz; Duty Cycle: 1:1; Room Ambient Temperature: 24.0°C; Liquid Temperature: 23.0°C  
Medium parameters used (interpolated):  $f = 1882.5$  MHz;  $\sigma = 1.443$  S/m;  $\epsilon_r = 38.105$ ;  $\rho = 1000$  kg/m<sup>3</sup>

Dasy Configuration:

- Area Scan Setting: Find Secondary Maximum within 2.0 dB and with a peak SAR value greater than 0.0012 W/kg
- Electronics: DAE4 Sn1545; Calibrated: 2/23/2022
- Probe: EX3DV4 - SN7500; ConvF(8.1, 8.1, 8.1) @ 1882.5 MHz; Calibrated: 3/25/2022
- Sensor-Surface: 1.4mm (Mechanical Surface Detection)
- Phantom: Twin-SAM V8.0 (20deg probe tilt); Type: QD 000 P41 AA; Serial: 1948

**LHS/Touch\_QPSK RB 50,24 Ch 26365/Area Scan (8x14x1):** Measurement grid: dx=15mm, dy=15mm

[Info: Interpolated medium parameters used for SAR evaluation.](#)

Maximum value of SAR (measured) = 1.10 W/kg

**LHS/Touch\_QPSK RB 50,24 Ch 26365/Zoom Scan (5x5x7)/Cube 0:** Measurement grid: dx=8mm, dy=8mm, dz=5mm

Reference Value = 28.61 V/m; Power Drift = 0.01 dB

Peak SAR (extrapolated) = 1.89 W/kg

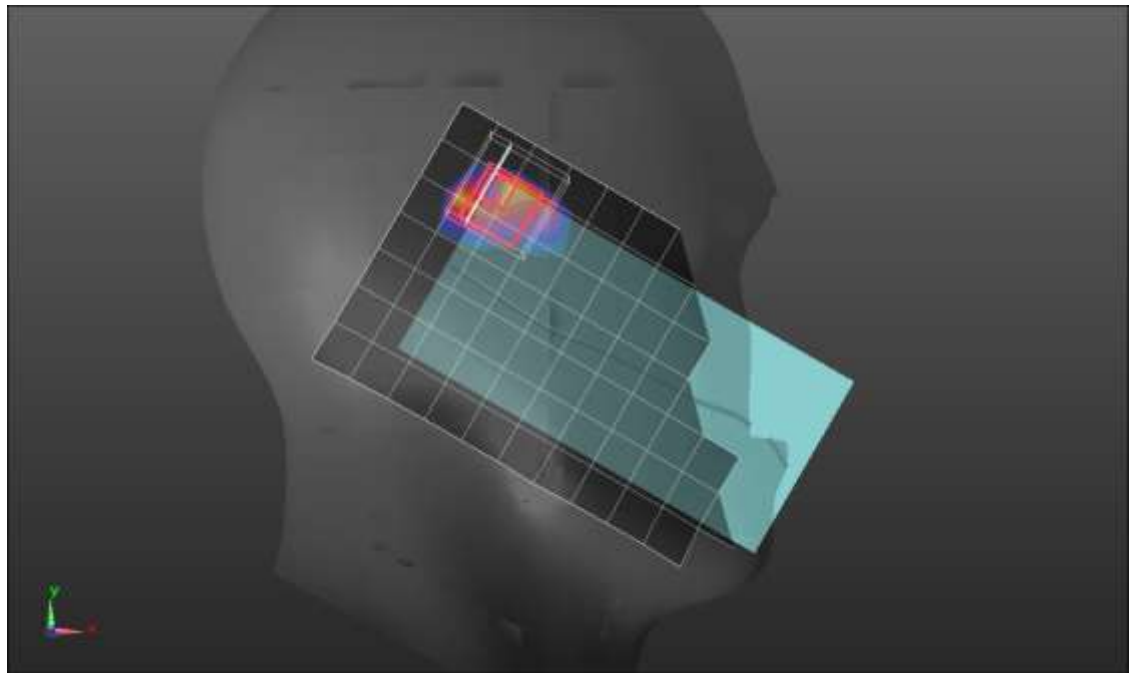
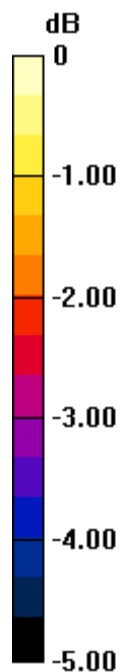
**SAR(1 g) = 0.813 W/kg; SAR(10 g) = 0.417 W/kg**

Smallest distance from peaks to all points 3 dB below = 8 mm

Ratio of SAR at M2 to SAR at M1 = 41.8%

[Info: Interpolated medium parameters used for SAR evaluation.](#)

Maximum value of SAR (measured) = 1.43 W/kg



0 dB = 1.43 W/kg = 1.55 dBW/kg

## LTE Band 25 ANT 4

Frequency: 1882.5 MHz; Duty Cycle: 1:1; Room Ambient Temperature: 24.0°C; Liquid Temperature: 23.0°C  
Medium parameters used (interpolated):  $f = 1882.5$  MHz;  $\sigma = 1.443$  S/m;  $\epsilon_r = 38.737$ ;  $\rho = 1000$  kg/m<sup>3</sup>

Dasy Configuration:

- Area Scan Setting: Find Secondary Maximum within 2.0 dB and with a peak SAR value greater than 0.0012 W/kg
- Electronics: DAE4 Sn1545; Calibrated: 2/23/2022
- Probe: EX3DV4 - SN7500; ConvF(8.1, 8.1, 8.1) @ 1882.5 MHz; Calibrated: 3/25/2022
- Sensor-Surface: 1.4mm (Mechanical Surface Detection)
- Phantom: Twin-SAM V8.0 (20deg probe tilt); Type: QD 000 P41 AA; Serial: 1948

**Rear/QPSK RB 1,49 Ch 26365/Area Scan (8x14x1):** Measurement grid: dx=15mm, dy=15mm

[Info: Interpolated medium parameters used for SAR evaluation.](#)

Maximum value of SAR (measured) = 1.26 W/kg

**Rear/QPSK RB 1,49 Ch 26365/Zoom Scan (5x5x7)/Cube 0:** Measurement grid: dx=8mm, dy=8mm, dz=5mm

Reference Value = 30.39 V/m; Power Drift = -0.06 dB

Peak SAR (extrapolated) = 1.61 W/kg

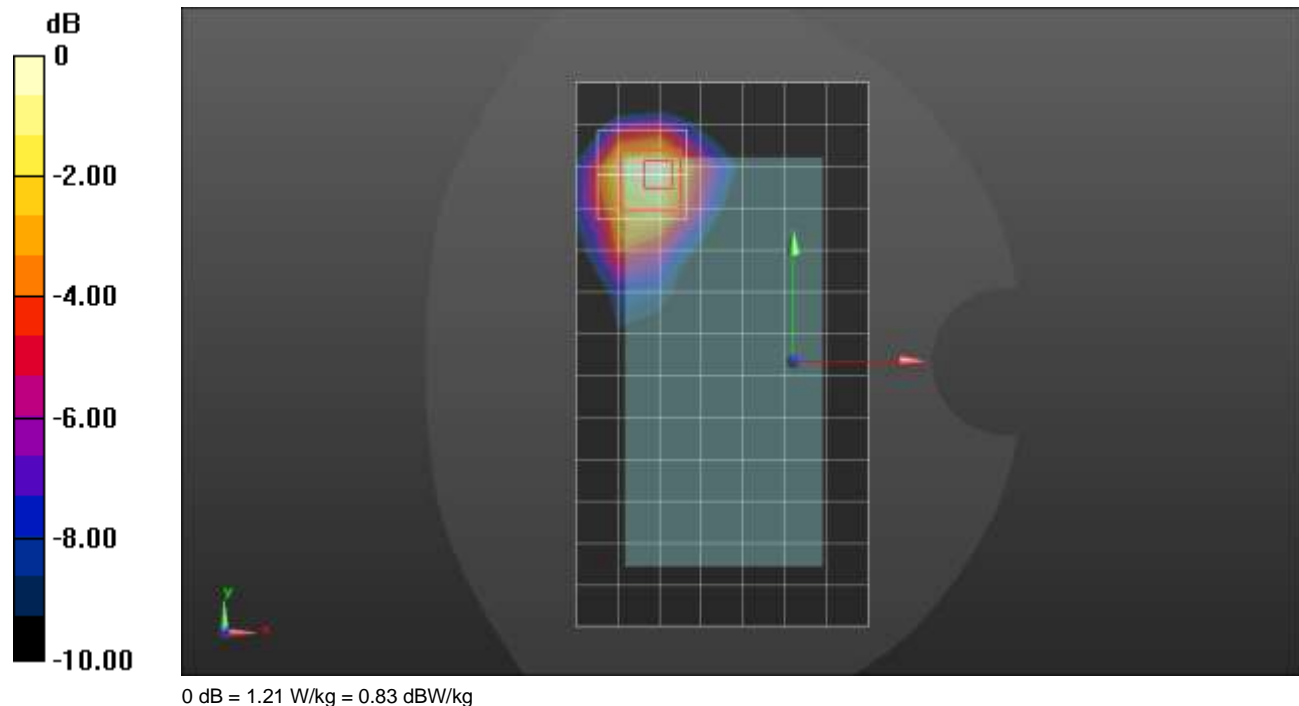
**SAR(1 g) = 0.741 W/kg; SAR(10 g) = 0.386 W/kg**

Smallest distance from peaks to all points 3 dB below = 11.3 mm

Ratio of SAR at M2 to SAR at M1 = 47.7%

[Info: Interpolated medium parameters used for SAR evaluation.](#)

Maximum value of SAR (measured) = 1.21 W/kg



## LTE Band 25 ANT 4

Frequency: 1905 MHz; Duty Cycle: 1:1; Room Ambient Temperature: 24.0°C; Liquid Temperature: 23.0°C  
Medium parameters used:  $f = 1905$  MHz;  $\sigma = 1.456$  S/m;  $\epsilon_r = 38.072$ ;  $\rho = 1000$  kg/m<sup>3</sup>

Dasy Configuration:

- Area Scan Setting: Find Secondary Maximum within 2.0 dB and with a peak SAR value greater than 0.0012 W/kg
- Electronics: DAE4 Sn1545; Calibrated: 2/23/2022
- Probe: EX3DV4 - SN7500; ConvF(8.1, 8.1, 8.1) @ 1905 MHz; Calibrated: 3/25/2022
- Sensor-Surface: 1.4mm (Mechanical Surface Detection)
- Phantom: Twin-SAM V8.0 (20deg probe tilt); Type: QD 000 P41 AA; Serial: 1948

**Edge 2/QPSK RB 1,49 Ch 26590/Area Scan (5x14x1):** Measurement grid: dx=15mm, dy=15mm

Maximum value of SAR (measured) = 0.971 W/kg

**Edge 2/QPSK RB 1,49 Ch 26590/Zoom Scan (5x5x7)/Cube 0:** Measurement grid: dx=8mm, dy=8mm, dz=5mm

Reference Value = 24.27 V/m; Power Drift = 0.03 dB


Peak SAR (extrapolated) = 1.90 W/kg

**SAR(1 g) = 0.829 W/kg; SAR(10 g) = 0.440 W/kg**

Smallest distance from peaks to all points 3 dB below = 8 mm

Ratio of SAR at M2 to SAR at M1 = 48%

Maximum value of SAR (measured) = 1.52 W/kg



## LTE Band 26 ANT 1

Frequency: 831.5 MHz; Duty Cycle: 1:1; Room Ambient Temperature: 24.0°C; Liquid Temperature: 23.0°C  
Medium parameters used (interpolated):  $f = 831.5$  MHz;  $\sigma = 0.888$  S/m;  $\epsilon_r = 41.32$ ;  $\rho = 1000$  kg/m<sup>3</sup>

Dasy Configuration:

- Area Scan Setting: Find Secondary Maximum within 2.0 dB and with a peak SAR value greater than 0.0012 W/kg
- Electronics: DAE4 Sn1548; Calibrated: 2/23/2022
- Probe: EX3DV4 - SN7482; ConvF(9.01, 9.01, 9.01); Calibrated: 4/26/2022;
- Sensor-Surface: 1.4mm (Mechanical Surface Detection)
- Phantom: SAM with CRP; Type: SAM; Serial: 1751

**RHS/Touch\_QPSK RB 1,25 Ch 26865/Area Scan (9x13x1):** Measurement grid: dx=15mm, dy=15mm

[Info: Interpolated medium parameters used for SAR evaluation.](#)

Maximum value of SAR (measured) = 0.236 W/kg

**RHS/Touch\_QPSK RB 1,25 Ch 26865/Zoom Scan (5x5x7)/Cube 0:** Measurement grid: dx=8mm, dy=8mm, dz=5mm


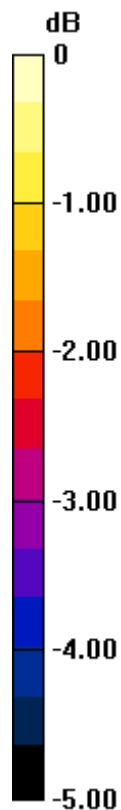
Reference Value = 16.20 V/m; Power Drift = -0.14 dB

Peak SAR (extrapolated) = 0.255 W/kg

**SAR(1 g) = 0.194 W/kg; SAR(10 g) = 0.152 W/kg**

[Info: Interpolated medium parameters used for SAR evaluation.](#)

Maximum value of SAR (measured) = 0.233 W/kg



0 dB = 0.233 W/kg = -6.33 dBW/kg

## LTE Band 26 ANT 1

Frequency: 831.5 MHz; Duty Cycle: 1:1; Room Ambient Temperature: 24.0°C; Liquid Temperature: 23.0°C  
Medium parameters used (interpolated):  $f = 831.5$  MHz;  $\sigma = 0.92$  S/m;  $\epsilon_r = 43.222$ ;  $\rho = 1000$  kg/m<sup>3</sup>

Dasy Configuration:

- Area Scan Setting: Find Secondary Maximum within 2.0 dB and with a peak SAR value greater than 0.0012 W/kg
- Electronics: DAE4 Sn1548; Calibrated: 2/23/2022
- Probe: EX3DV4 - SN7482; ConvF(9.01, 9.01, 9.01); Calibrated: 4/26/2022;
- Sensor-Surface: 1.4mm (Mechanical Surface Detection)
- Phantom: SAM with CRP; Type: SAM; Serial: 1751

**Rear/QPSK RB 25,12 Ch 26865/Area Scan (8x14x1):** Measurement grid: dx=15mm, dy=15mm

[Info: Interpolated medium parameters used for SAR evaluation.](#)

Maximum value of SAR (measured) = 1.05 W/kg

**Rear/QPSK RB 25,12 Ch 26865/Zoom Scan (5x5x7)/Cube 0:** Measurement grid: dx=8mm, dy=8mm, dz=5mm

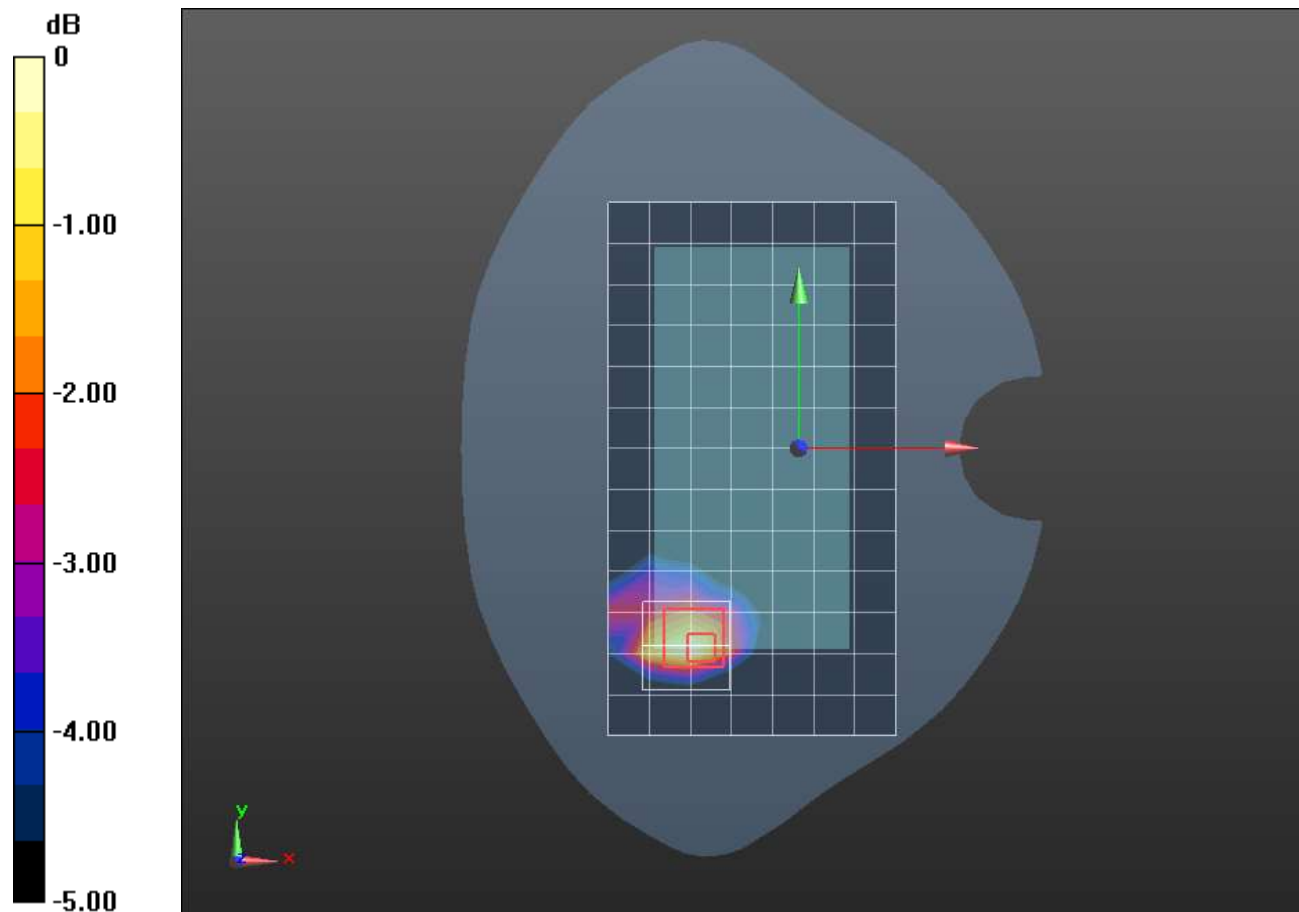
Reference Value = 29.96 V/m; Power Drift = -0.08 dB

Peak SAR (extrapolated) = 1.34 W/kg

**SAR(1 g) = 0.610 W/kg; SAR(10 g) = 0.334 W/kg**

[Info: Interpolated medium parameters used for SAR evaluation.](#)

Maximum value of SAR (measured) = 1.02 W/kg



0 dB = 1.02 W/kg = 0.09 dBW/kg



## LTE Band 26 ANT 2

Frequency: 831.5 MHz; Duty Cycle: 1:1; Room Ambient Temperature: 24.0°C; Liquid Temperature: 23.0°C  
Medium parameters used (interpolated):  $f = 831.5$  MHz;  $\sigma = 0.942$  S/m;  $\epsilon_r = 39.532$ ;  $\rho = 1000$  kg/m<sup>3</sup>

Dasy Configuration:

- Area Scan Setting: Find Secondary Maximum within 2.0 dB and with a peak SAR value greater than 0.0012 W/kg
- Electronics: DAE4 Sn1548; Calibrated: 2/23/2022
- Probe: EX3DV4 - SN7482; ConvF(9.01, 9.01, 9.01); Calibrated: 4/26/2022;
- Sensor-Surface: 1.4mm (Mechanical Surface Detection)
- Phantom: SAM with CRP; Type: SAM; Serial: 1751

**RHS/Touch\_QPSK RB 25,12 Ch 26865/Area Scan (8x13x1):** Measurement grid: dx=15mm, dy=15mm

[Info: Interpolated medium parameters used for SAR evaluation.](#)

Maximum value of SAR (measured) = 0.894 W/kg

**RHS/Touch\_QPSK RB 25,12 Ch 26865/Zoom Scan (5x5x7)/Cube 0:** Measurement grid: dx=8mm, dy=8mm, dz=5mm

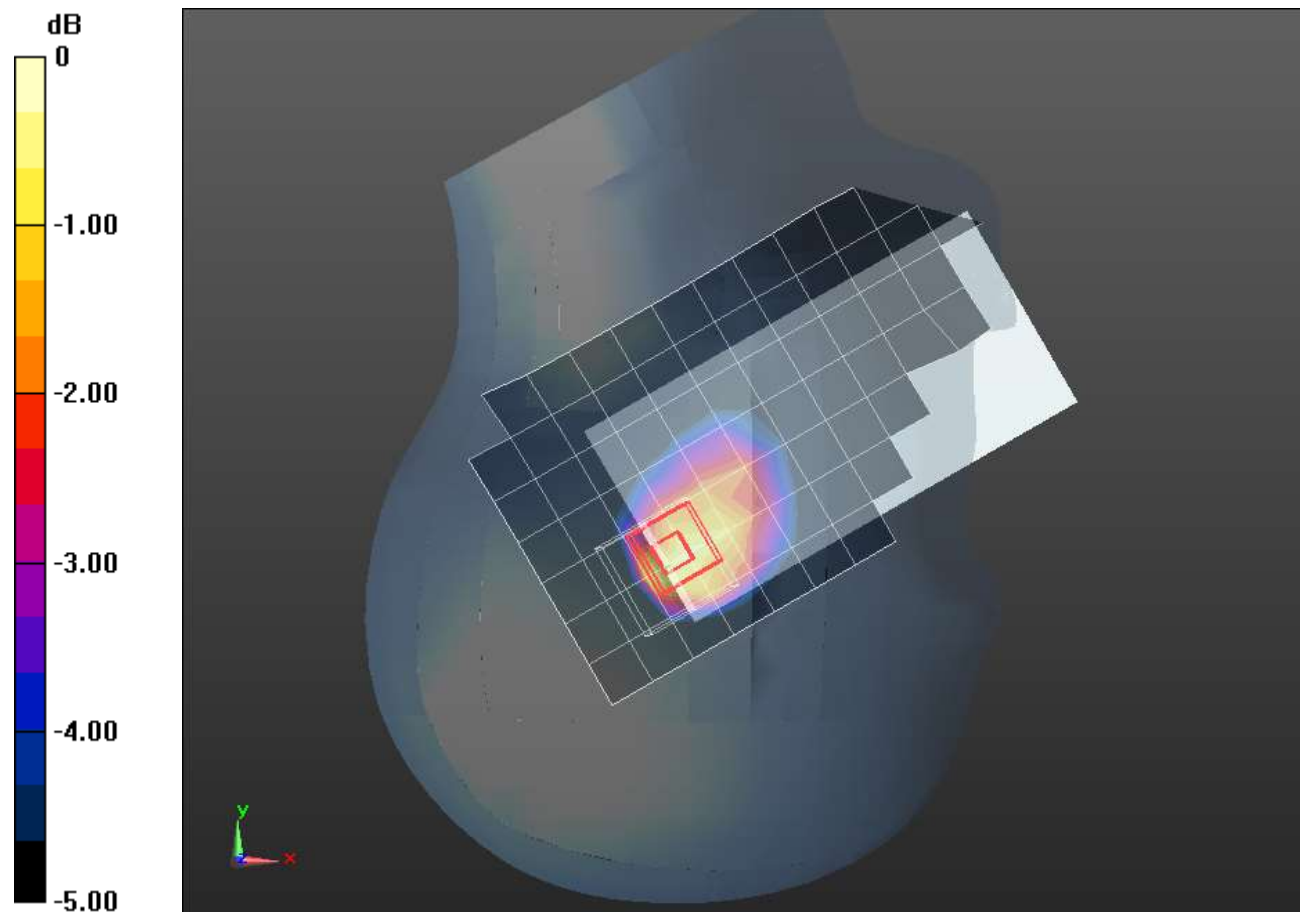
Reference Value = 30.76 V/m; Power Drift = -0.03 dB

Peak SAR (extrapolated) = 1.24 W/kg

**SAR(1 g) = 0.694 W/kg; SAR(10 g) = 0.444 W/kg**

[Info: Interpolated medium parameters used for SAR evaluation.](#)

Maximum value of SAR (measured) = 0.995 W/kg



0 dB = 0.995 W/kg = -0.02 dBW/kg

## LTE Band 26 ANT 2

Frequency: 831.5 MHz; Duty Cycle: 1:1; Room Ambient Temperature: 24.0°C; Liquid Temperature: 23.0°C  
Medium parameters used (interpolated):  $f = 831.5$  MHz;  $\sigma = 0.888$  S/m;  $\epsilon_r = 41.32$ ;  $\rho = 1000$  kg/m<sup>3</sup>

Dasy Configuration:

- Area Scan Setting: Find Secondary Maximum within 2.0 dB and with a peak SAR value greater than 0.0012 W/kg
- Electronics: DAE4 Sn1548; Calibrated: 2/23/2022
- Probe: EX3DV4 - SN7482; ConvF(9.01, 9.01, 9.01); Calibrated: 4/26/2022;
- Sensor-Surface: 1.4mm (Mechanical Surface Detection)
- Phantom: SAM with CRP; Type: SAM; Serial: 1751

**Rear/QPSK RB 1,25 Ch 26865/Area Scan (8x14x1):** Measurement grid: dx=15mm, dy=15mm

[Info: Interpolated medium parameters used for SAR evaluation.](#)

Maximum value of SAR (measured) = 0.233 W/kg

**Rear/QPSK RB 1,25 Ch 26865/Zoom Scan (5x5x7)/Cube 0:** Measurement grid: dx=8mm, dy=8mm, dz=5mm

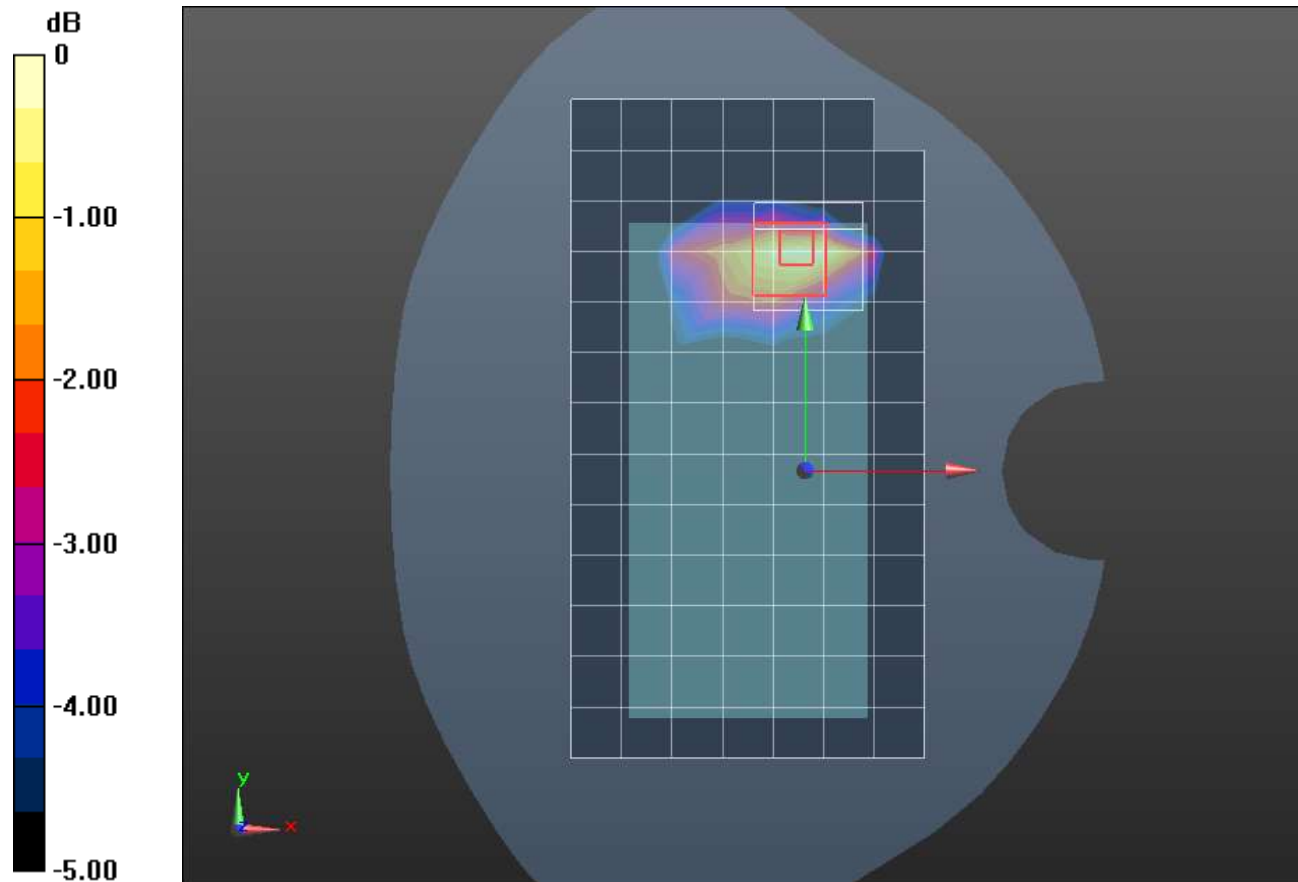
Reference Value = 15.04 V/m; Power Drift = 0.08 dB

Peak SAR (extrapolated) = 0.351 W/kg

**SAR(1 g) = 0.178 W/kg; SAR(10 g) = 0.107 W/kg**

[Info: Interpolated medium parameters used for SAR evaluation.](#)

Maximum value of SAR (measured) = 0.245 W/kg



## LTE Band 30 ANT 1

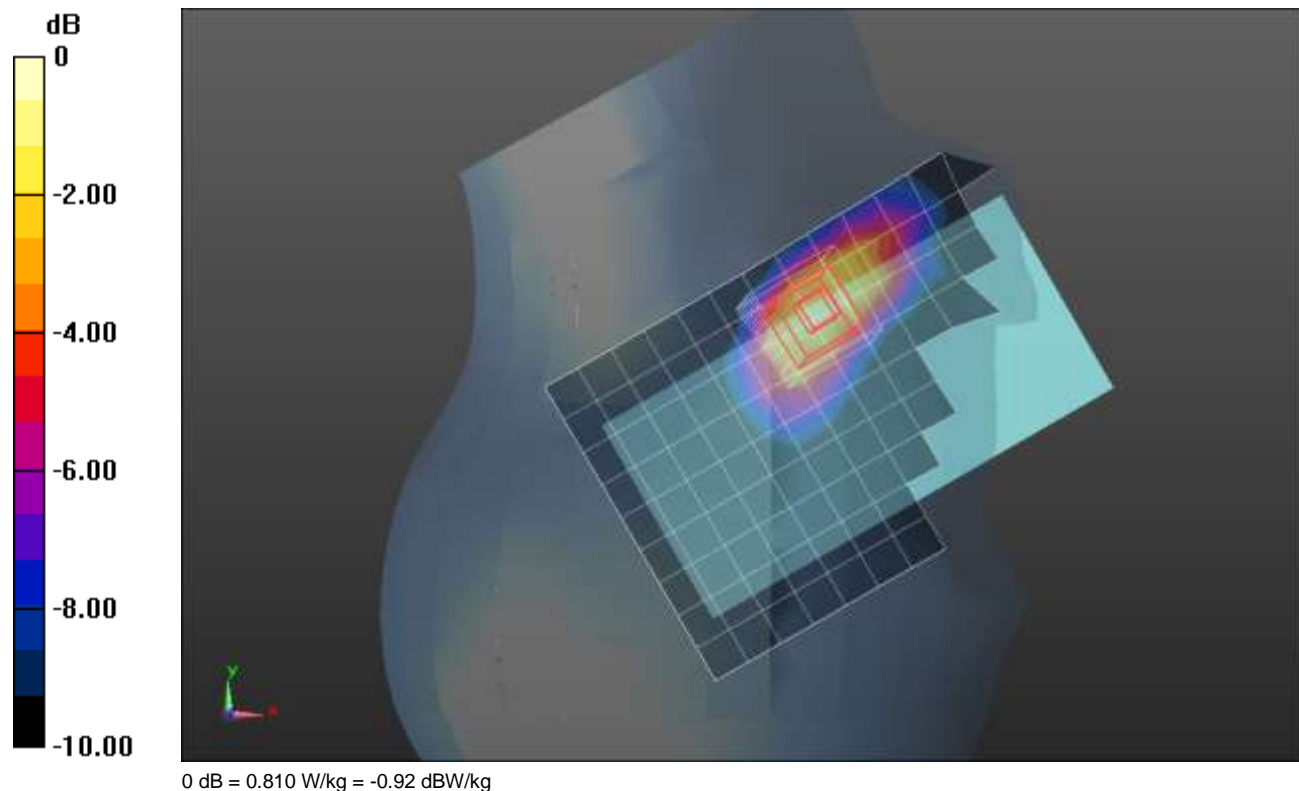
Frequency: 2310 MHz; Duty Cycle: 1:1; Room Ambient Temperature: 24.0°C; Liquid Temperature: 23.0°C  
Medium parameters used:  $f = 2310$  MHz;  $\sigma = 1.698$  S/m;  $\epsilon_r = 39.78$ ;  $\rho = 1000$  kg/m<sup>3</sup>

Dasy Configuration:

- Area Scan Setting: Find Secondary Maximum within 2.0 dB and with a peak SAR value greater than 0.0012 W/kg
- Electronics: DAE4 Sn1239; Calibrated: 3/21/2022
- Probe: EX3DV4 - SN7587; ConvF(7.91, 7.91, 7.91) @ 2310 MHz; Calibrated: 4/27/2022
- Sensor-Surface: 1.4mm (Mechanical Surface Detection)
- Phantom: SAM (B); Type: QD000P40CD; Serial: 1632

**RHS/Touch\_QPSK RB 1,25 Ch 27710/Area Scan (10x16x1):** Measurement grid: dx=12mm, dy=12mm  
Maximum value of SAR (measured) = 0.746 W/kg

**RHS/Touch\_QPSK RB 1,25 Ch 27710/Zoom Scan (7x7x7)/Cube 0:** Measurement grid: dx=5mm, dy=5mm, dz=5mm  
Reference Value = 21.49 V/m; Power Drift = 0.11 dB  
Peak SAR (extrapolated) = 0.979 W/kg  
**SAR(1 g) = 0.617 W/kg; SAR(10 g) = 0.341 W/kg**  
Smallest distance from peaks to all points 3 dB below = 9.3 mm  
Ratio of SAR at M2 to SAR at M1 = 55.6%  
Maximum value of SAR (measured) = 0.810 W/kg



## LTE Band 30 ANT 1

Frequency: 2310 MHz; Duty Cycle: 1:1; Room Ambient Temperature: 24.0°C; Liquid Temperature: 23.0°C  
Medium parameters used:  $f = 2310$  MHz;  $\sigma = 1.642$  S/m;  $\epsilon_r = 38.071$ ;  $\rho = 1000$  kg/m<sup>3</sup>

Dasy Configuration:

- Area Scan Setting: Find Secondary Maximum within 2.0 dB and with a peak SAR value greater than 0.0012 W/kg
- Electronics: DAE4 Sn1239; Calibrated: 3/21/2022
- Probe: EX3DV4 - SN7587; ConvF(7.91, 7.91, 7.91) @ 2310 MHz; Calibrated: 4/27/2022
- Sensor-Surface: 1.4mm (Mechanical Surface Detection (Locations From Previous Scan Used)), Sensor-Surface: 1.4mm (Mechanical Surface Detection)
- Phantom: SAM (B); Type: QD000P40CD; Serial: 1632

**Rear/QPSK RB 25,12 Ch 27710/Area Scan (10x16x1):** Measurement grid: dx=12mm, dy=12mm

Maximum value of SAR (measured) = 1.01 W/kg

**Rear/QPSK RB 25,12 Ch 27710/Zoom Scan (7x7x7)/Cube 0:** Measurement grid: dx=5mm, dy=5mm, dz=5mm

Reference Value = 24.66 V/m; Power Drift = 0.19 dB

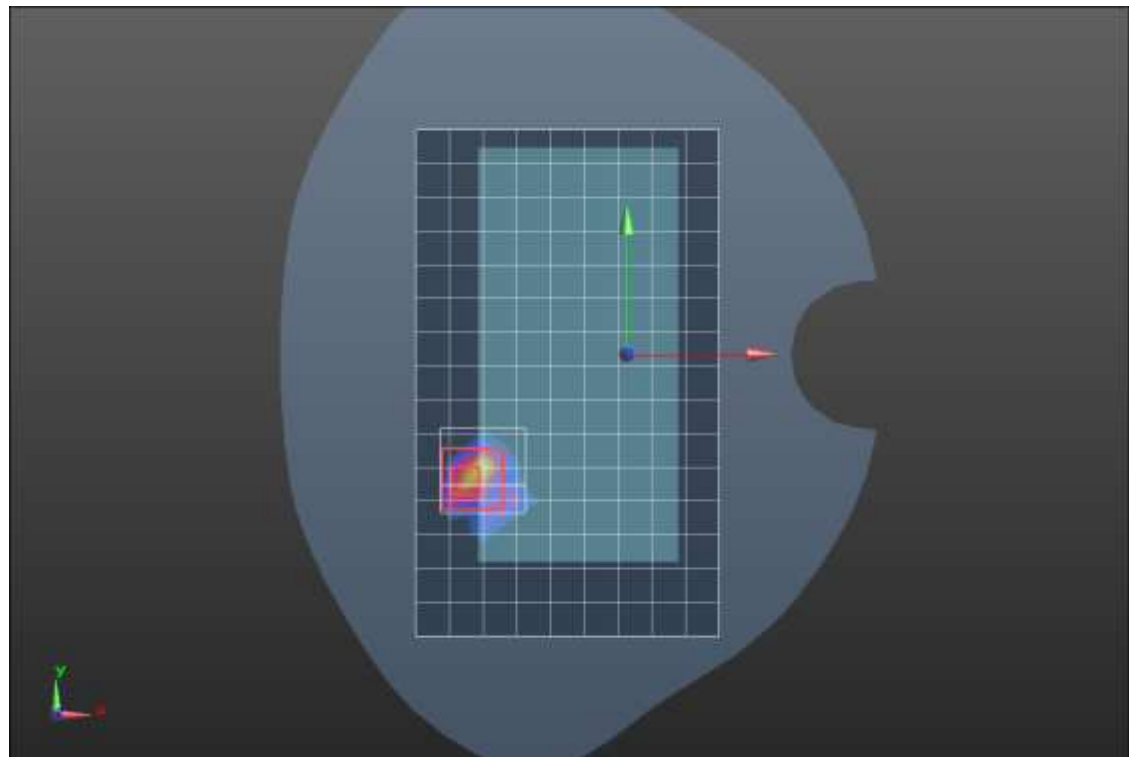
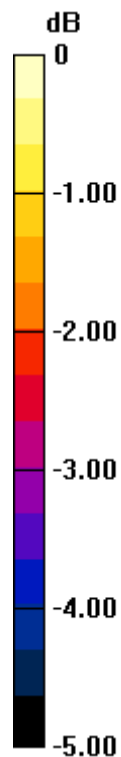
Peak SAR (extrapolated) = 1.62 W/kg

**SAR(1 g) = 0.628 W/kg; SAR(10 g) = 0.279 W/kg**

Smallest distance from peaks to all points 3 dB below = 7.1 mm

Ratio of SAR at M2 to SAR at M1 = 37.5%

Maximum value of SAR (measured) = 1.19 W/kg



0 dB = 1.19 W/kg = 0.76 dBW/kg

## LTE Band 30 ANT 1

Frequency: 2310 MHz; Duty Cycle: 1:1; Room Ambient Temperature: 24.0°C; Liquid Temperature: 23.0°C  
Medium parameters used:  $f = 2310$  MHz;  $\sigma = 1.68$  S/m;  $\epsilon_r = 38.125$ ;  $\rho = 1000$  kg/m<sup>3</sup>

Dasy Configuration:

- Area Scan Setting: Find Secondary Maximum within 2.0 dB and with a peak SAR value greater than 0.0012 W/kg
- Electronics: DAE4 Sn1239; Calibrated: 3/21/2022
- Probe: EX3DV4 - SN7587; ConvF(7.91, 7.91, 7.91) @ 2310 MHz; Calibrated: 4/27/2022
- Sensor-Surface: 1.4mm (Mechanical Surface Detection)
- Phantom: SAM (B); Type: QD000P40CD; Serial: 1632

**Edge 2/QPSK RB 25,12 Ch 27710/Area Scan (7x16x1):** Measurement grid: dx=12mm, dy=12mm  
Maximum value of SAR (measured) = 0.903 W/kg

**Edge 2/QPSK RB 25,12 Ch 27710/Zoom Scan (7x7x7)/Cube 0:** Measurement grid: dx=5mm, dy=5mm, dz=5mm

Reference Value = 21.56 V/m; Power Drift = -0.08 dB

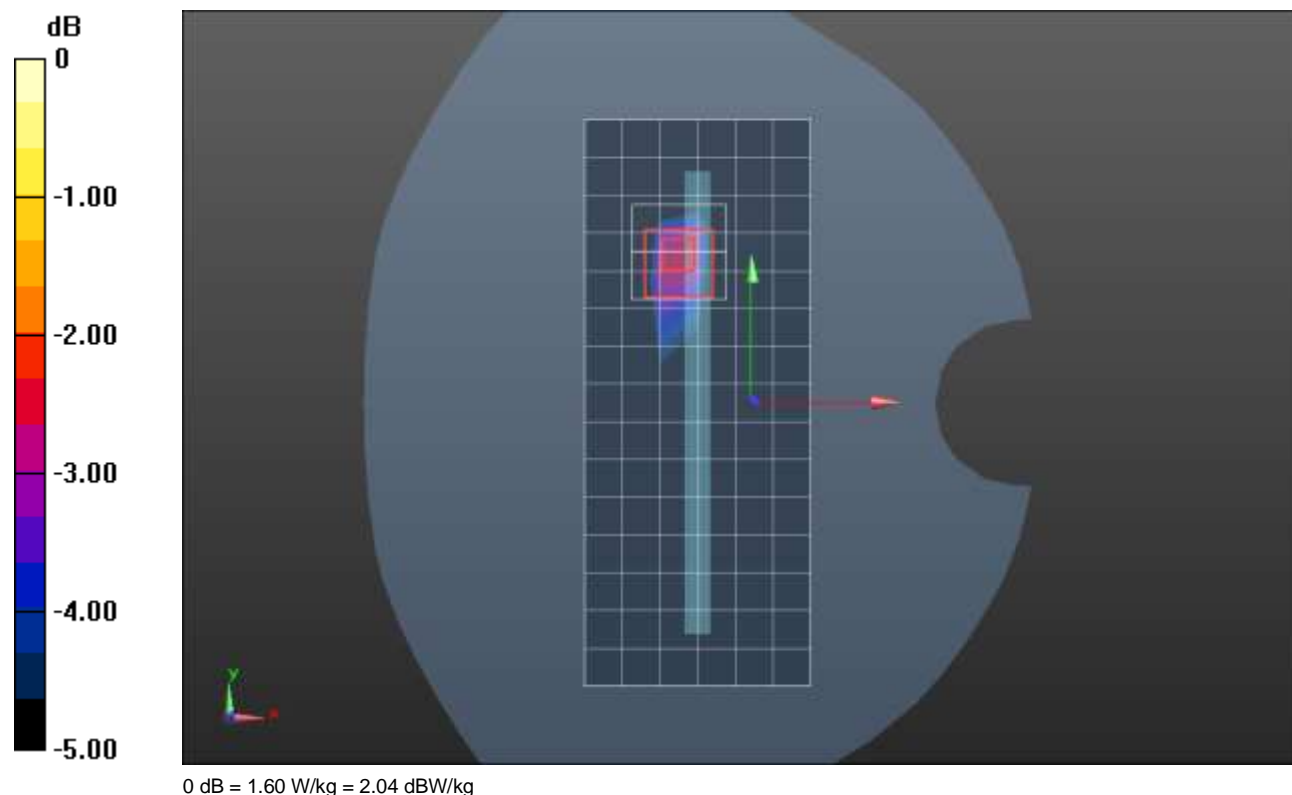
Peak SAR (extrapolated) = 2.08 W/kg

**SAR(1 g) = 0.865 W/kg; SAR(10 g) = 0.361 W/kg**

Smallest distance from peaks to all points 3 dB below = 7 mm

Ratio of SAR at M2 to SAR at M1 = 43.2%

Maximum value of SAR (measured) = 1.60 W/kg



## LTE Band 30 ANT 2

Frequency: 2310 MHz; Duty Cycle: 1:1; Room Ambient Temperature: 24.0°C; Liquid Temperature: 23.0°C  
Medium parameters used:  $f = 2310$  MHz;  $\sigma = 1.665$  S/m;  $\epsilon_r = 38.43$ ;  $\rho = 1000$  kg/m<sup>3</sup>

Dasy Configuration:

- Area Scan Setting: Find Secondary Maximum within 2.0 dB and with a peak SAR value greater than 0.0012 W/kg
- Electronics: DAE4 Sn1239; Calibrated: 3/21/2022
- Probe: EX3DV4 - SN7587; ConvF(7.91, 7.91, 7.91) @ 2310 MHz; Calibrated: 4/27/2022
- Sensor-Surface: 1.4mm (Mechanical Surface Detection)
- Phantom: SAM (B); Type: QD000P40CD; Serial: 1632

**RHS/Touch\_QPSK RB 25,12 Ch 27710/Area Scan (10x17x1):** Measurement grid: dx=12mm, dy=12mm

Maximum value of SAR (measured) = 1.27 W/kg

**RHS/Touch\_QPSK RB 25,12 Ch 27710/Zoom Scan (8x8x7)/Cube 0:** Measurement grid: dx=5mm, dy=5mm, dz=5mm

Reference Value = 24.24 V/m; Power Drift = 0.11 dB

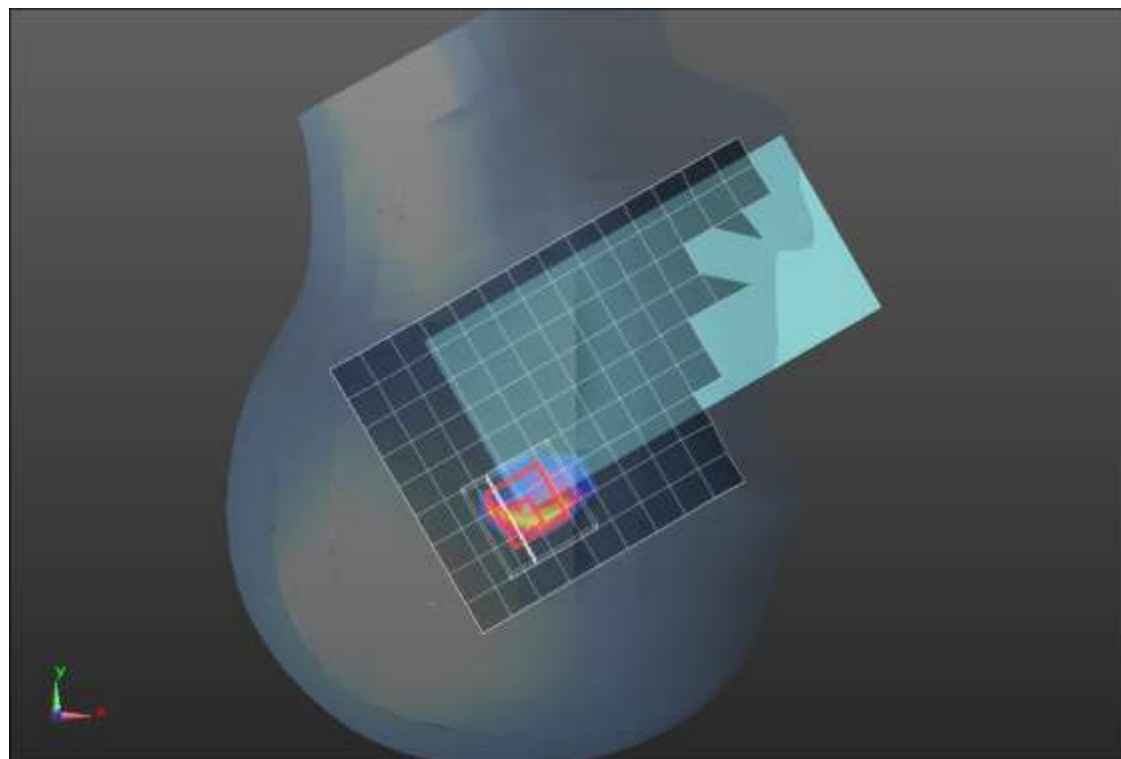
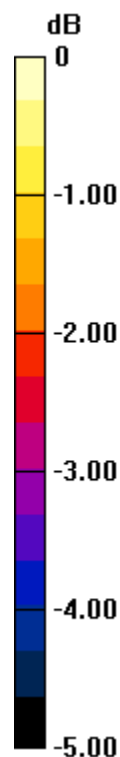
Peak SAR (extrapolated) = 1.90 W/kg

**SAR(1 g) = 0.748 W/kg; SAR(10 g) = 0.337 W/kg**

Smallest distance from peaks to all points 3 dB below = 6.7 mm

Ratio of SAR at M2 to SAR at M1 = 39%

Maximum value of SAR (measured) = 1.38 W/kg



0 dB = 1.38 W/kg = 1.40 dBW/kg

## LTE Band 30 ANT 2

Frequency: 2310 MHz; Duty Cycle: 1:1; Room Ambient Temperature: 24.0°C; Liquid Temperature: 23.0°C  
Medium parameters used:  $f = 2310$  MHz;  $\sigma = 1.642$  S/m;  $\epsilon_r = 38.071$ ;  $\rho = 1000$  kg/m<sup>3</sup>

Dasy Configuration:

- Area Scan Setting: Find Secondary Maximum within 2.0 dB and with a peak SAR value greater than 0.0012 W/kg
- Electronics: DAE4 Sn1239; Calibrated: 3/21/2022
- Probe: EX3DV4 - SN7587; ConvF(7.91, 7.91, 7.91) @ 2310 MHz; Calibrated: 4/27/2022
- Sensor-Surface: 1.4mm (Mechanical Surface Detection (Locations From Previous Scan Used)), Sensor-Surface: 1.4mm (Mechanical Surface Detection)
- Phantom: SAM (B); Type: QD000P40CD; Serial: 1632

**Rear/QPSK RB 25,12 Ch 27710/Area Scan (10x16x1):** Measurement grid: dx=12mm, dy=12mm

Maximum value of SAR (measured) = 1.57 W/kg

**Rear/QPSK RB 25,12 Ch 27710/Zoom Scan (7x8x7)/Cube 0:** Measurement grid: dx=5mm, dy=5mm, dz=5mm

Reference Value = 32.52 V/m; Power Drift = -0.05 dB

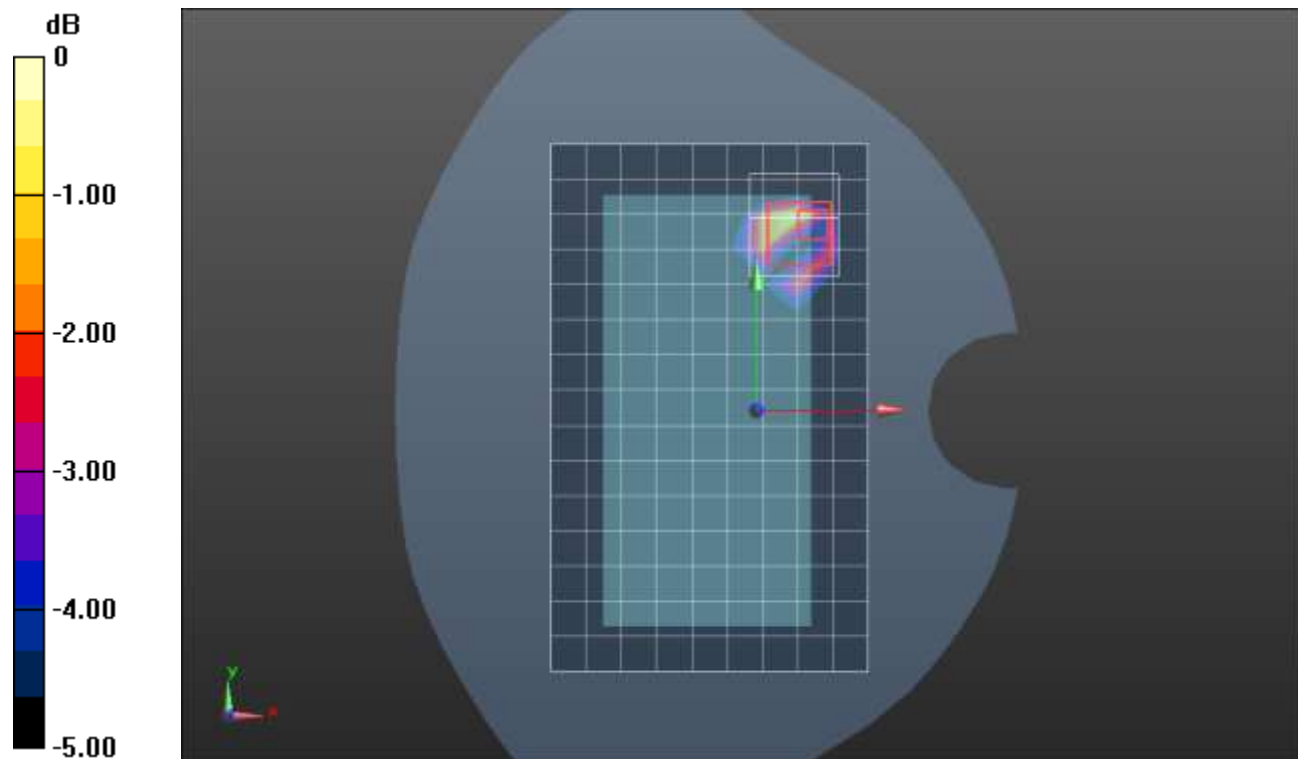
Peak SAR (extrapolated) = 2.34 W/kg

**SAR(1 g) = 0.912 W/kg; SAR(10 g) = 0.401 W/kg**

Smallest distance from peaks to all points 3 dB below = 5.7 mm

Ratio of SAR at M2 to SAR at M1 = 41.5%

Maximum value of SAR (measured) = 1.67 W/kg





## LTE Band 30 ANT 3

Frequency: 2310 MHz; Duty Cycle: 1:1; Room Ambient Temperature: 24.0°C; Liquid Temperature: 23.0°C  
Medium parameters used:  $f = 2310$  MHz;  $\sigma = 1.642$  S/m;  $\epsilon_r = 38.071$ ;  $\rho = 1000$  kg/m<sup>3</sup>

Dasy Configuration:

- Area Scan Setting: Find Secondary Maximum within 2.0 dB and with a peak SAR value greater than 0.0012 W/kg
- Electronics: DAE4 Sn1239; Calibrated: 3/21/2022
- Probe: EX3DV4 - SN7587; ConvF(7.91, 7.91, 7.91) @ 2310 MHz; Calibrated: 4/27/2022
- Sensor-Surface: 1.4mm (Mechanical Surface Detection)
- Phantom: SAM (B); Type: QD000P40CD; Serial: 1632

**LHS/Touch\_QPSK RB 1,25 Ch 27710/Area Scan (11x16x1):** Measurement grid: dx=12mm, dy=12mm  
Maximum value of SAR (measured) = 0.851 W/kg

**LHS/Touch\_QPSK RB 1,25 Ch 27710/Zoom Scan (7x7x7)/Cube 0:** Measurement grid: dx=5mm, dy=5mm, dz=5mm

Reference Value = 21.75 V/m; Power Drift = 0.06 dB


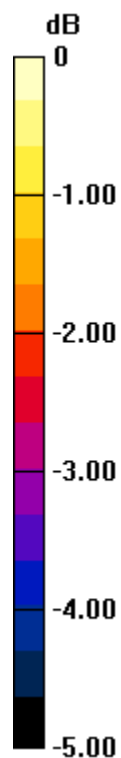
Peak SAR (extrapolated) = 1.07 W/kg

**SAR(1 g) = 0.583 W/kg; SAR(10 g) = 0.315 W/kg**

Smallest distance from peaks to all points 3 dB below = 11.4 mm

Ratio of SAR at M2 to SAR at M1 = 55.4%

Maximum value of SAR (measured) = 0.893 W/kg



0 dB = 0.893 W/kg = -0.49 dBW/kg



## LTE Band 30 ANT 3

Frequency: 2310 MHz; Duty Cycle: 1:1; Room Ambient Temperature: 24.0°C; Liquid Temperature: 23.0°C  
Medium parameters used:  $f = 2310$  MHz;  $\sigma = 1.665$  S/m;  $\epsilon_r = 38.43$ ;  $\rho = 1000$  kg/m<sup>3</sup>

Dasy Configuration:

- Area Scan Setting: Find Secondary Maximum within 2.0 dB and with a peak SAR value greater than 0.0012 W/kg
- Electronics: DAE4 Sn1239; Calibrated: 3/21/2022
- Probe: EX3DV4 - SN7587; ConvF(7.91, 7.91, 7.91) @ 2310 MHz; Calibrated: 4/27/2022
- Sensor-Surface: 1.4mm (Mechanical Surface Detection)
- Phantom: SAM (B); Type: QD000P40CD; Serial: 1632

**Rear/QPSK RB 25,12 Ch 27710/Area Scan (9x16x1):** Measurement grid: dx=12mm, dy=12mm

Maximum value of SAR (measured) = 0.762 W/kg

**Rear/QPSK RB 25,12 Ch 27710/Zoom Scan (8x9x7)/Cube 0:** Measurement grid: dx=5mm, dy=5mm, dz=5mm

Reference Value = 21.98 V/m; Power Drift = -0.02 dB

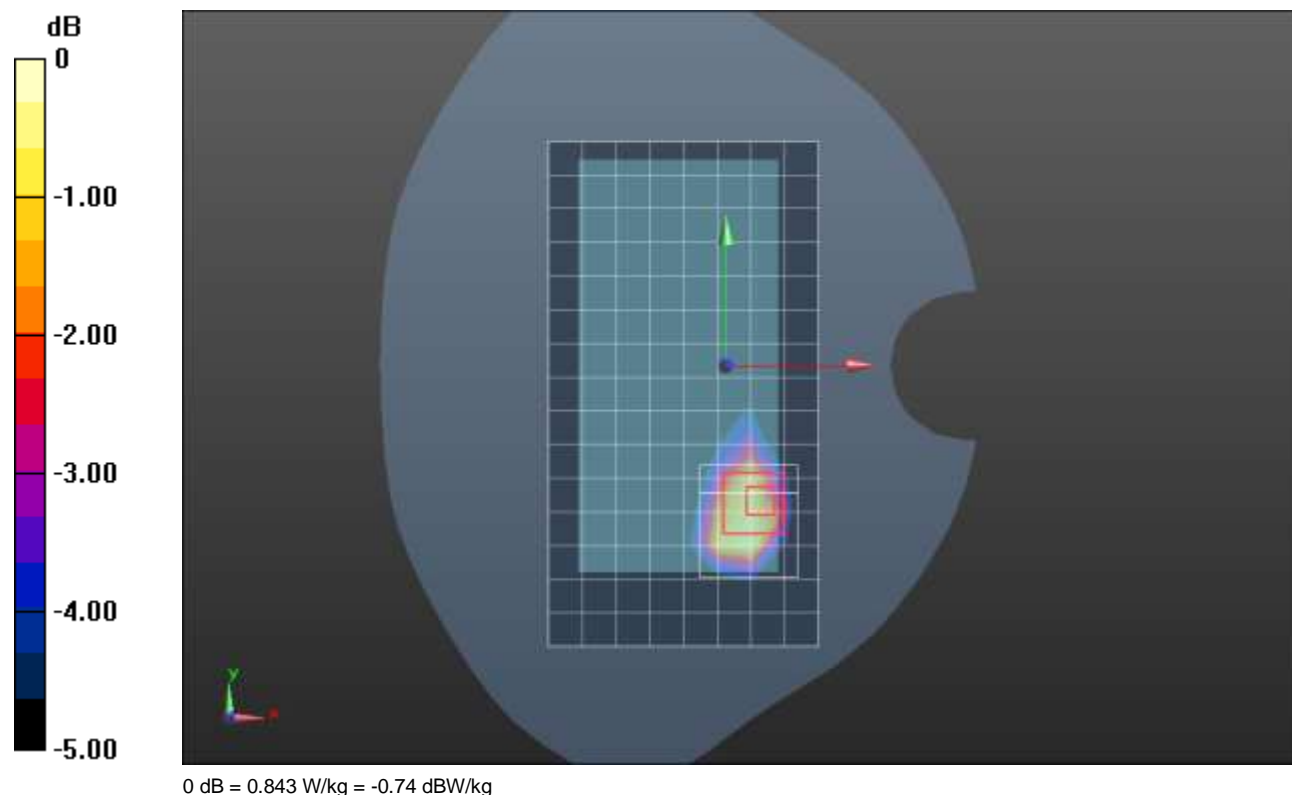
Peak SAR (extrapolated) = 1.06 W/kg

**SAR(1 g) = 0.538 W/kg; SAR(10 g) = 0.273 W/kg**

Smallest distance from peaks to all points 3 dB below = 8.5 mm

Ratio of SAR at M2 to SAR at M1 = 51.3%

Maximum value of SAR (measured) = 0.843 W/kg



## LTE Band 30 ANT 3

Frequency: 2310 MHz; Duty Cycle: 1:1; Room Ambient Temperature: 24.0°C; Liquid Temperature: 23.0°C  
Medium parameters used:  $f = 2310$  MHz;  $\sigma = 1.696$  S/m;  $\epsilon_r = 41.252$ ;  $\rho = 1000$  kg/m<sup>3</sup>

Dasy Configuration:

- Area Scan Setting: Find Secondary Maximum within 2.0 dB and with a peak SAR value greater than 0.0012 W/kg
- Electronics: DAE4 Sn1239; Calibrated: 3/21/2022
- Probe: EX3DV4 - SN7587; ConvF(7.91, 7.91, 7.91) @ 2310 MHz; Calibrated: 4/27/2022
- Sensor-Surface: 1.4mm (Mechanical Surface Detection)
- Phantom: SAM (B); Type: QD000P40CD; Serial: 1632

**Edge 4/QPSK RB 25,12 Ch 27710/Area Scan (7x16x1):** Measurement grid: dx=12mm, dy=12mm  
Maximum value of SAR (measured) = 1.31 W/kg

**Edge 4/QPSK RB 25,12 Ch 27710 /Zoom Scan (7x7x7)/Cube 0:** Measurement grid: dx=5mm, dy=5mm, dz=5mm

Reference Value = 29.05 V/m; Power Drift = 0.08 dB

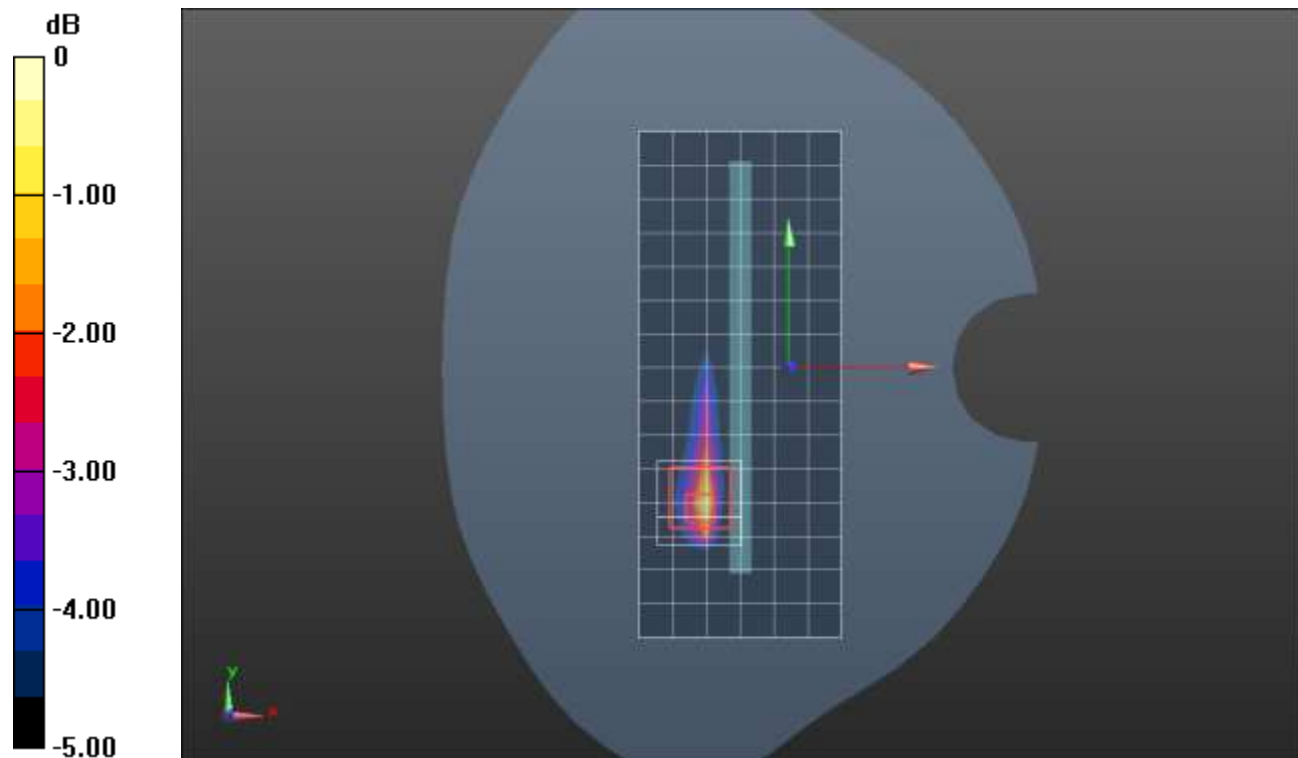
Peak SAR (extrapolated) = 1.83 W/kg

**SAR(1 g) = 0.804 W/kg; SAR(10 g) = 0.357 W/kg**

Smallest distance from peaks to all points 3 dB below = 7.6 mm

Ratio of SAR at M2 to SAR at M1 = 44.5%

Maximum value of SAR (measured) = 1.42 W/kg



## LTE Band 30 ANT 4

Frequency: 2310 MHz; Duty Cycle: 1:1; Room Ambient Temperature: 24.0°C; Liquid Temperature: 23.0°C  
Medium parameters used:  $f = 2310$  MHz;  $\sigma = 1.642$  S/m;  $\epsilon_r = 38.071$ ;  $\rho = 1000$  kg/m<sup>3</sup>

Dasy Configuration:

- Area Scan Setting: Find Secondary Maximum within 2.0 dB and with a peak SAR value greater than 0.0012 W/kg
- Electronics: DAE4 Sn1239; Calibrated: 3/21/2022
- Probe: EX3DV4 - SN7587; ConvF(7.91, 7.91, 7.91) @ 2310 MHz; Calibrated: 4/27/2022
- Sensor-Surface: 1.4mm (Mechanical Surface Detection)
- Phantom: SAM (B); Type: QD000P40CD; Serial: 1632

**LHS/Touch\_QPSK RB 1,25 Ch 27710/Area Scan (9x16x1):** Measurement grid: dx=12mm, dy=12mm  
Maximum value of SAR (measured) = 1.12 W/kg

**LHS/Touch\_QPSK RB 1,25 Ch 27710/Zoom Scan (8x8x7)/Cube 0:** Measurement grid: dx=5mm, dy=5mm, dz=5mm

Reference Value = 25.51 V/m; Power Drift = 0.02 dB


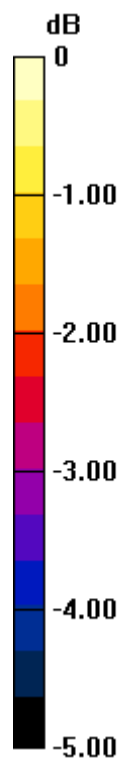
Peak SAR (extrapolated) = 1.62 W/kg

**SAR(1 g) = 0.799 W/kg; SAR(10 g) = 0.421 W/kg**

Smallest distance from peaks to all points 3 dB below = 7.2 mm

Ratio of SAR at M2 to SAR at M1 = 45.5%

Maximum value of SAR (measured) = 1.24 W/kg



0 dB = 1.24 W/kg = 0.93 dBW/kg

## LTE Band 30 ANT 4

Frequency: 2310 MHz; Duty Cycle: 1:1; Room Ambient Temperature: 24.0°C; Liquid Temperature: 23.0°C  
Medium parameters used:  $f = 2310$  MHz;  $\sigma = 1.665$  S/m;  $\epsilon_r = 38.43$ ;  $\rho = 1000$  kg/m<sup>3</sup>

Dasy Configuration:

- Area Scan Setting: Find Secondary Maximum within 2.0 dB and with a peak SAR value greater than 0.0012 W/kg
- Electronics: DAE4 Sn1239; Calibrated: 3/21/2022
- Probe: EX3DV4 - SN7587; ConvF(7.91, 7.91, 7.91) @ 2310 MHz; Calibrated: 4/27/2022
- Sensor-Surface: 1.4mm (Mechanical Surface Detection)
- Phantom: SAM (B); Type: QD000P40CD; Serial: 1632

**Rear\_QPSK RB 1,25 Ch 27710 2/Area Scan (10x16x1):** Measurement grid: dx=12mm, dy=12mm

Maximum value of SAR (measured) = 1.16 W/kg

**Rear\_QPSK RB 1,25 Ch 27710 2/Zoom Scan (7x8x7)/Cube 0:** Measurement grid: dx=5mm, dy=5mm, dz=5mm

Reference Value = 27.23 V/m; Power Drift = -0.08 dB

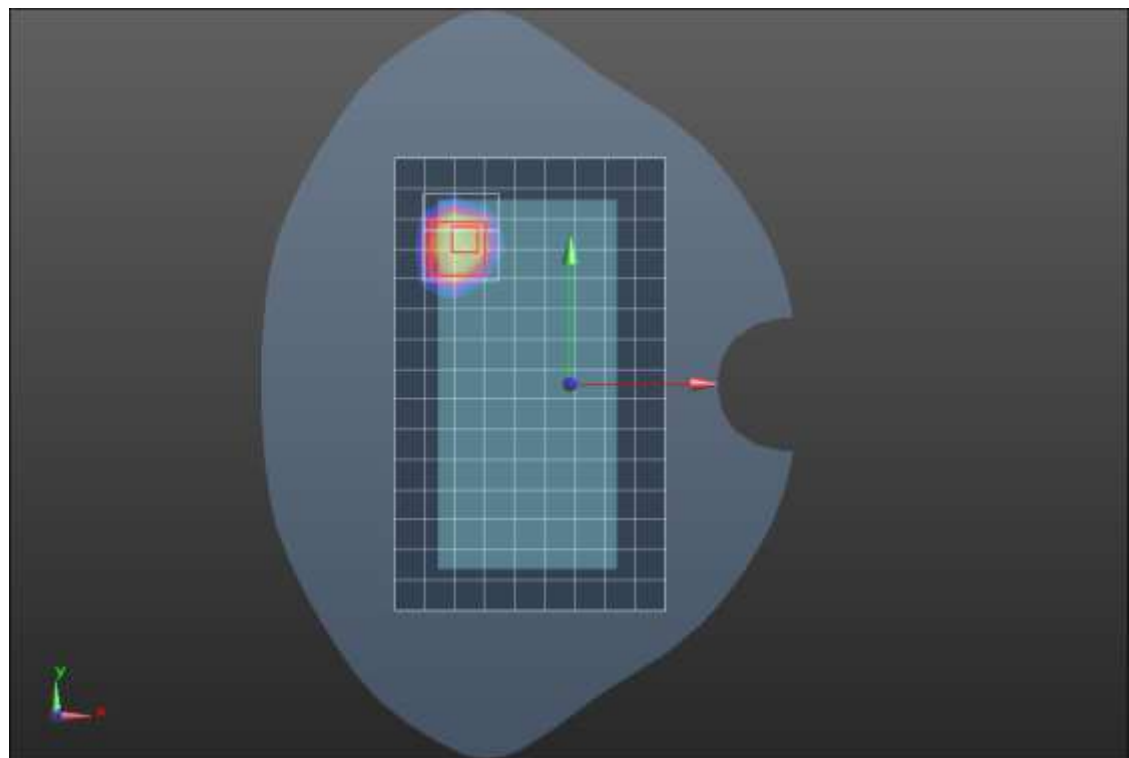
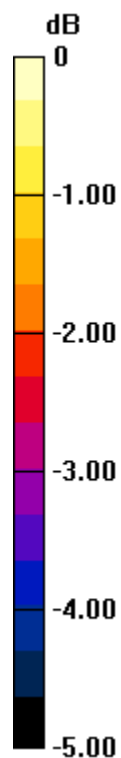
Peak SAR (extrapolated) = 1.74 W/kg

**SAR(1 g) = 0.830 W/kg; SAR(10 g) = 0.436 W/kg**

Smallest distance from peaks to all points 3 dB below = 11.7 mm

Ratio of SAR at M2 to SAR at M1 = 44.3%

Maximum value of SAR (measured) = 1.35 W/kg



0 dB = 1.35 W/kg = 1.30 dBW/kg

## LTE Band 30 ANT 4

Frequency: 2310 MHz; Duty Cycle: 1:1; Room Ambient Temperature: 24.0°C; Liquid Temperature: 23.0°C  
Medium parameters used:  $f = 2310$  MHz;  $\sigma = 1.696$  S/m;  $\epsilon_r = 41.252$ ;  $\rho = 1000$  kg/m<sup>3</sup>

Dasy Configuration:

- Area Scan Setting: Find Secondary Maximum within 2.0 dB and with a peak SAR value greater than 0.0012 W/kg
- Electronics: DAE4 Sn1239; Calibrated: 3/21/2022
- Probe: EX3DV4 - SN7587; ConvF(7.91, 7.91, 7.91) @ 2310 MHz; Calibrated: 4/27/2022
- Sensor-Surface: 1.4mm (Mechanical Surface Detection)
- Phantom: SAM (B); Type: QD000P40CD; Serial: 1632

**Edge 2/QPSK RB 1,25 Ch 27710/Area Scan (7x16x1):** Measurement grid: dx=12mm, dy=12mm

Maximum value of SAR (measured) = 1.23 W/kg

**Edge 2/QPSK RB 1,25 Ch 27710/Zoom Scan (7x8x7)/Cube 0:** Measurement grid: dx=5mm, dy=5mm, dz=5mm

Reference Value = 27.79 V/m; Power Drift = -0.05 dB

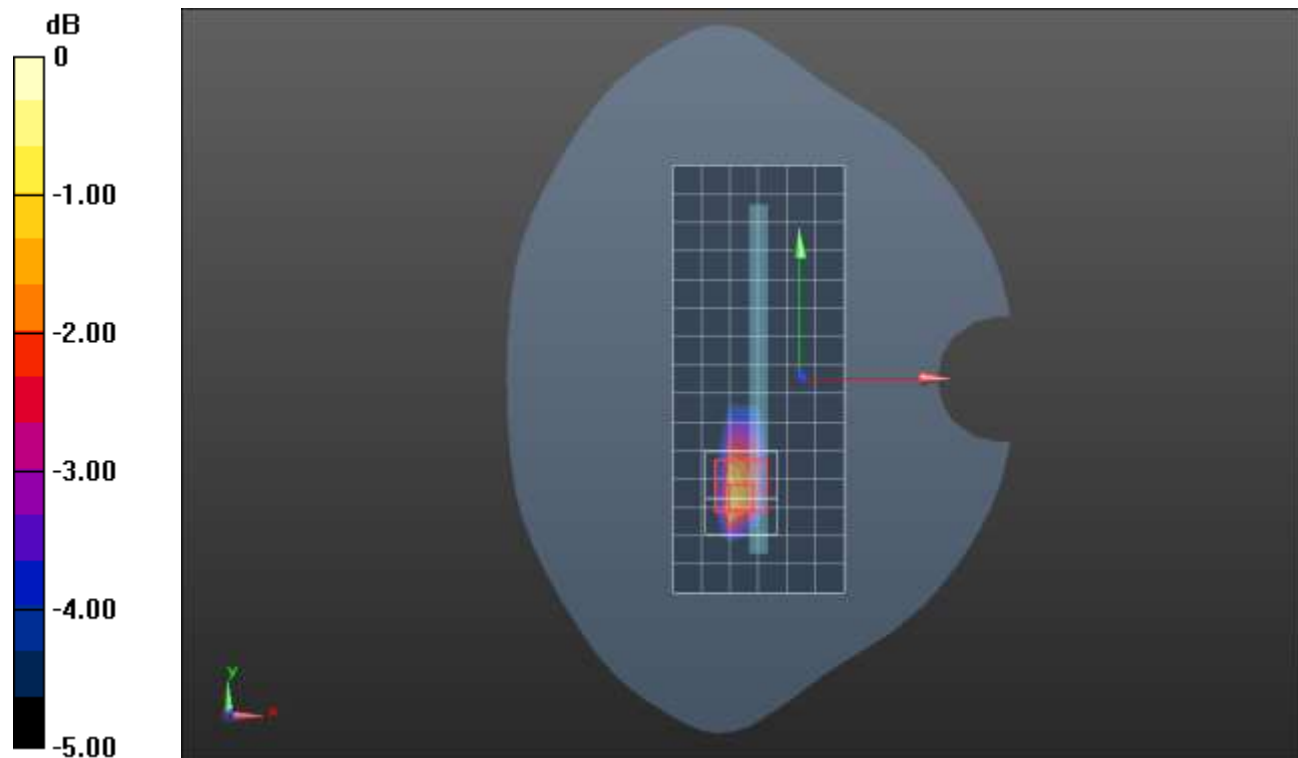
Peak SAR (extrapolated) = 1.89 W/kg

**SAR(1 g) = 0.870 W/kg; SAR(10 g) = 0.417 W/kg**

Smallest distance from peaks to all points 3 dB below = 8.1 mm

Ratio of SAR at M2 to SAR at M1 = 47.6%

Maximum value of SAR (measured) = 1.46 W/kg



## LTE Band 41 ANT 1

Frequency: 2593 MHz; Duty Cycle: 1:1.59956; Room Ambient Temperature: 24.0°C; Liquid Temperature: 23.0°C  
Medium parameters used (interpolated):  $f = 2593$  MHz;  $\sigma = 1.886$  S/m;  $\epsilon_r = 40.136$ ;  $\rho = 1000$  kg/m<sup>3</sup>

Dasy Configuration:

- Area Scan Setting: Find Secondary Maximum within 2.0 dB and with a peak SAR value greater than 0.0012 W/kg
- Electronics: DAE4 Sn1359; Calibrated: 1/7/2022
- Probe: EX3DV4 - SN3991; ConvF(7.9, 7.9, 7.9) @ 2593 MHz; Calibrated: 8/20/2021
- Sensor-Surface: 1.4mm (Mechanical Surface Detection)
- Phantom: Twin-SAM V8.0 (20deg probe tilt); Type: QD 000 P41 AA; Serial: 1956

**RHS/Touch\_QPSK RB 1,0 Ch 40620/Area Scan (10x15x1):** Measurement grid: dx=12mm, dy=12mm

[Info: Interpolated medium parameters used for SAR evaluation.](#)

Maximum value of SAR (measured) = 0.448 W/kg

**RHS/Touch\_QPSK RB 1,0 Ch 40620/Zoom Scan (7x7x7)/Cube 0:** Measurement grid: dx=5mm, dy=5mm, dz=5mm

Reference Value = 14.05 V/m; Power Drift = 0.16 dB

Peak SAR (extrapolated) = 0.560 W/kg

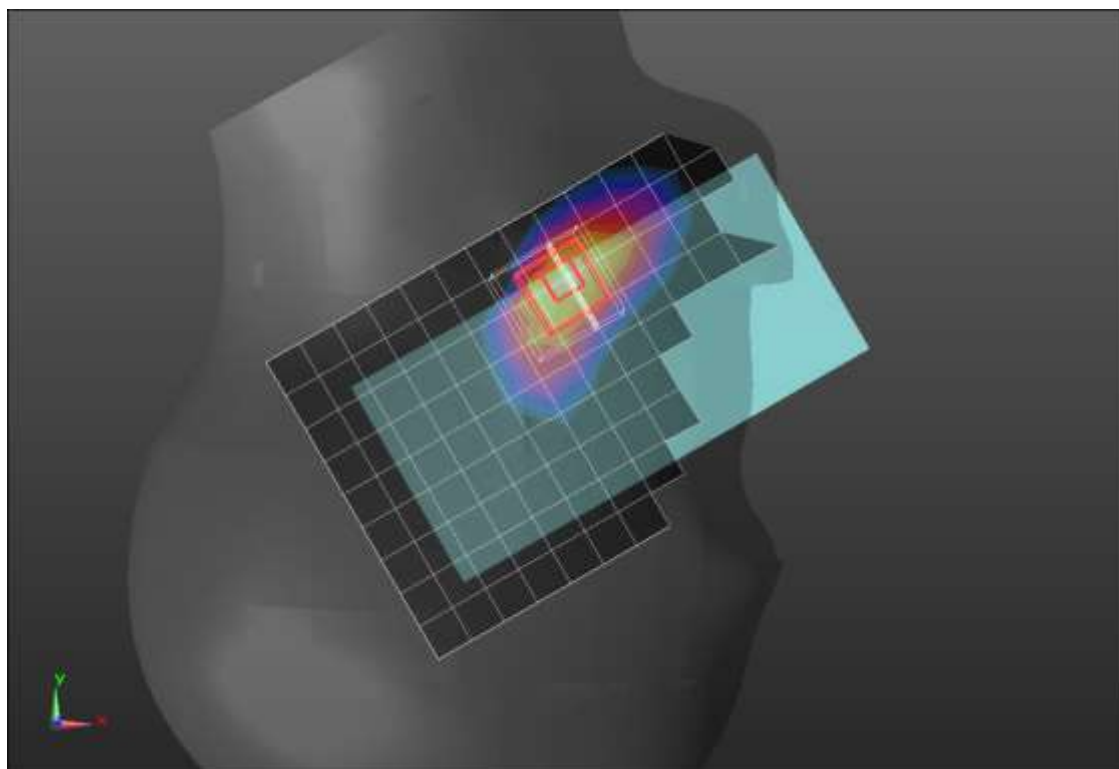
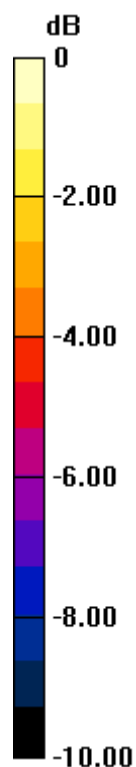
**SAR(1 g) = 0.279 W/kg; SAR(10 g) = 0.140 W/kg**

Smallest distance from peaks to all points 3 dB below = 8.4 mm

Ratio of SAR at M2 to SAR at M1 = 49.4%

[Info: Interpolated medium parameters used for SAR evaluation.](#)

Maximum value of SAR (measured) = 0.449 W/kg



0 dB = 0.449 W/kg = -3.48 dBW/kg

## LTE Band 41 ANT 1

Frequency: 2593 MHz; Duty Cycle: 1:1.59956; Room Ambient Temperature: 24.0°C; Liquid Temperature: 23.0°C  
Medium parameters used (interpolated):  $f = 2593$  MHz;  $\sigma = 1.986$  S/m;  $\epsilon_r = 37.687$ ;  $\rho = 1000$  kg/m<sup>3</sup>

Dasy Configuration:

- Area Scan Setting: Find Secondary Maximum within 2.0 dB and with a peak SAR value greater than 0.0012 W/kg
- Electronics: DAE4 Sn1352; Calibrated: 11/9/2021
- Probe: EX3DV4 - SN3773; ConvF(7.08, 7.08, 7.08) @ 2593 MHz; Calibrated: 2/28/2022
- Sensor-Surface: 1.4mm (Mechanical Surface Detection)
- Phantom: Twin-SAM V5.0 (30deg probe tilt); Type: QD 000 P40 CD; Serial: 1740

**Rear/QPSK RB 1,49 Ch 40620/Area Scan (10x16x1):** Measurement grid: dx=12mm, dy=12mm

[Info: Interpolated medium parameters used for SAR evaluation.](#)

Maximum value of SAR (measured) = 0.861 W/kg

**Rear/QPSK RB 1,49 Ch 40620/Zoom Scan (7x7x7)/Cube 0:** Measurement grid: dx=5mm, dy=5mm, dz=5mm

Reference Value = 18.99 V/m; Power Drift = -0.18 dB

Peak SAR (extrapolated) = 1.65 W/kg

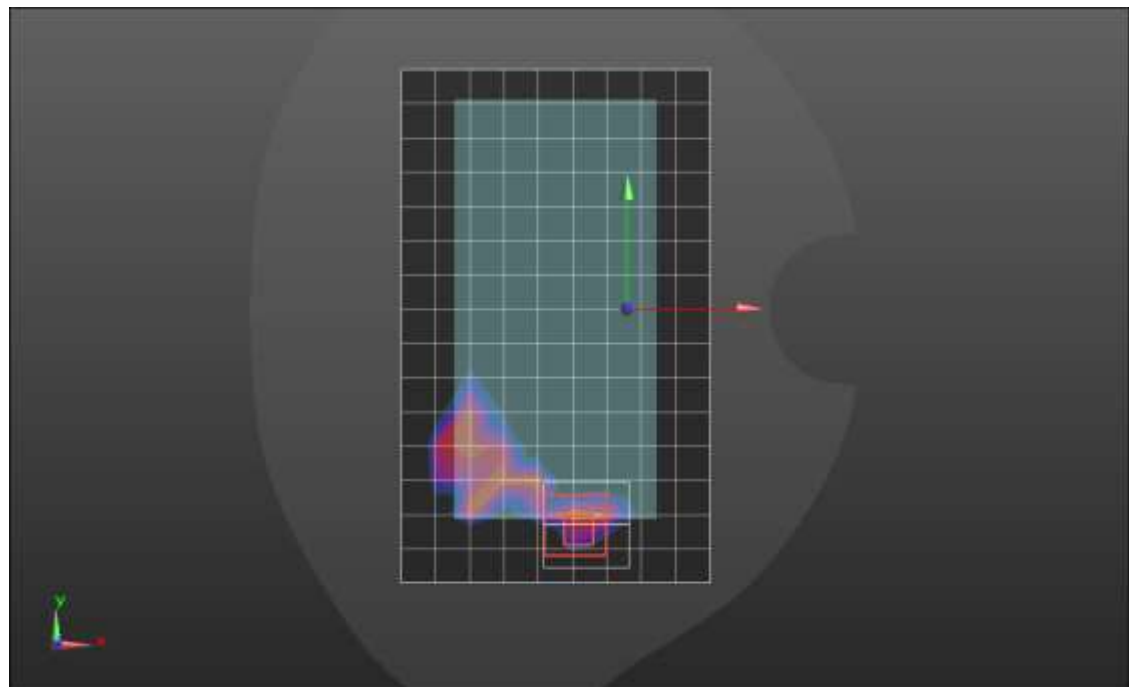
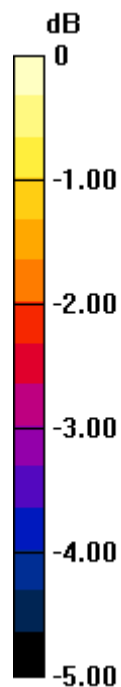
**SAR(1 g) = 0.663 W/kg; SAR(10 g) = 0.266 W/kg**

Smallest distance from peaks to all points 3 dB below = 6 mm

Ratio of SAR at M2 to SAR at M1 = 42.2%

[Info: Interpolated medium parameters used for SAR evaluation.](#)

Maximum value of SAR (measured) = 1.24 W/kg



0 dB = 1.24 W/kg = 0.93 dBW/kg

## LTE Band 41 ANT 1

Frequency: 2506 MHz; Duty Cycle: 1:1.59956; Room Ambient Temperature: 24.0°C; Liquid Temperature: 23.0°C  
Medium parameters used (interpolated):  $f = 2506$  MHz;  $\sigma = 1.922$  S/m;  $\epsilon_r = 37.705$ ;  $\rho = 1000$  kg/m<sup>3</sup>

Dasy Configuration:

- Area Scan Setting: Find Secondary Maximum within 2.0 dB and with a peak SAR value greater than 0.0012 W/kg
- Electronics: DAE4 Sn1352; Calibrated: 11/9/2021
- Probe: EX3DV4 - SN3773; ConvF(7.08, 7.08, 7.08) @ 2506 MHz; Calibrated: 2/28/2022
- Sensor-Surface: 1.4mm (Mechanical Surface Detection (Locations From Previous Scan Used)), Sensor-Surface: 1.4mm (Mechanical Surface Detection)
- Phantom: Twin-SAM V5.0 (30deg probe tilt); Type: QD 000 P40 CD; Serial: 1740

### Edge 3/QPSK RB 1,49 Ch 39750/Area Scan (7x10x1): Measurement grid: dx=12mm, dy=12mm

[Info: Interpolated medium parameters used for SAR evaluation.](#)

Maximum value of SAR (measured) = 1.34 W/kg

### Edge 3/QPSK RB 1,49 Ch 39750/Zoom Scan (7x7x7)/Cube 0: Measurement grid: dx=5mm, dy=5mm, dz=5mm

Reference Value = 22.59 V/m; Power Drift = -0.02 dB

Peak SAR (extrapolated) = 2.26 W/kg

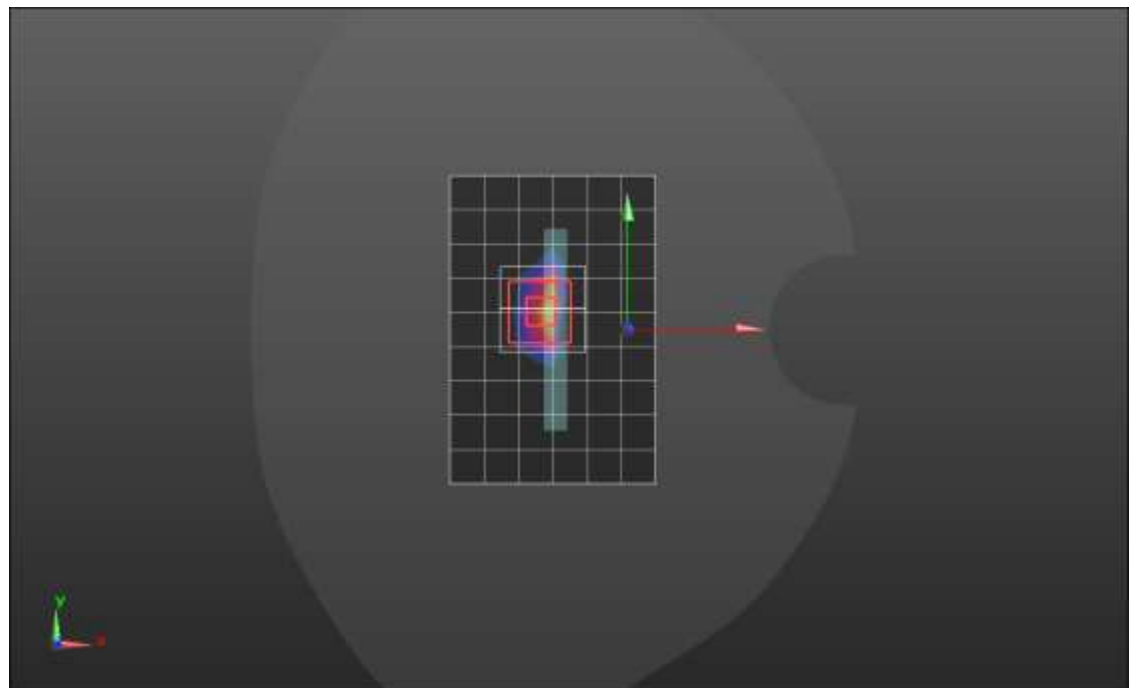
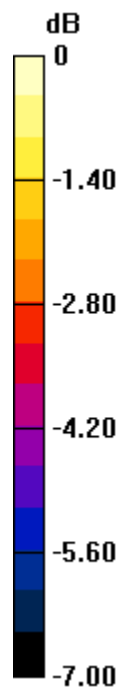
**SAR(1 g) = 0.921 W/kg; SAR(10 g) = 0.349 W/kg**

Smallest distance from peaks to all points 3 dB below = 6 mm

Ratio of SAR at M2 to SAR at M1 = 43.8%

[Info: Interpolated medium parameters used for SAR evaluation.](#)

Maximum value of SAR (measured) = 1.72 W/kg



0 dB = 1.72 W/kg = 2.36 dBW/kg



## LTE Band 41 ANT 2

Frequency: 2593 MHz; Duty Cycle: 1:1.59956; Room Ambient Temperature: 24.0°C; Liquid Temperature: 23.0°C  
Medium parameters used (interpolated):  $f = 2593$  MHz;  $\sigma = 1.882$  S/m;  $\epsilon_r = 38.84$ ;  $\rho = 1000$  kg/m<sup>3</sup>

Dasy Configuration:

- Area Scan Setting: Find Secondary Maximum within 2.0 dB and with a peak SAR value greater than 0.0012 W/kg
- Electronics: DAE4 Sn1359; Calibrated: 1/7/2022
- Probe: EX3DV4 - SN3991; ConvF(7.9, 7.9, 7.9) @ 2593 MHz; Calibrated: 8/20/2021
- Sensor-Surface: 1.4mm (Mechanical Surface Detection (Locations From Previous Scan Used)), Sensor-Surface: 1.4mm (Mechanical Surface Detection)
- Phantom: Twin-SAM V8.0 (20deg probe tilt); Type: QD 000 P41 AA; Serial: 1956

**RHS/Touch\_QPSK RB 50,24 Ch 40620/Area Scan (10x16x1):** Measurement grid: dx=12mm, dy=12mm

[Info: Interpolated medium parameters used for SAR evaluation.](#)

Maximum value of SAR (measured) = 1.47 W/kg

**RHS/Touch\_QPSK RB 50,24 Ch 40620/Zoom Scan (7x7x7)/Cube 0:** Measurement grid: dx=5mm, dy=5mm, dz=5mm

Reference Value = 25.53 V/m; Power Drift = 0.03 dB

Peak SAR (extrapolated) = 2.16 W/kg

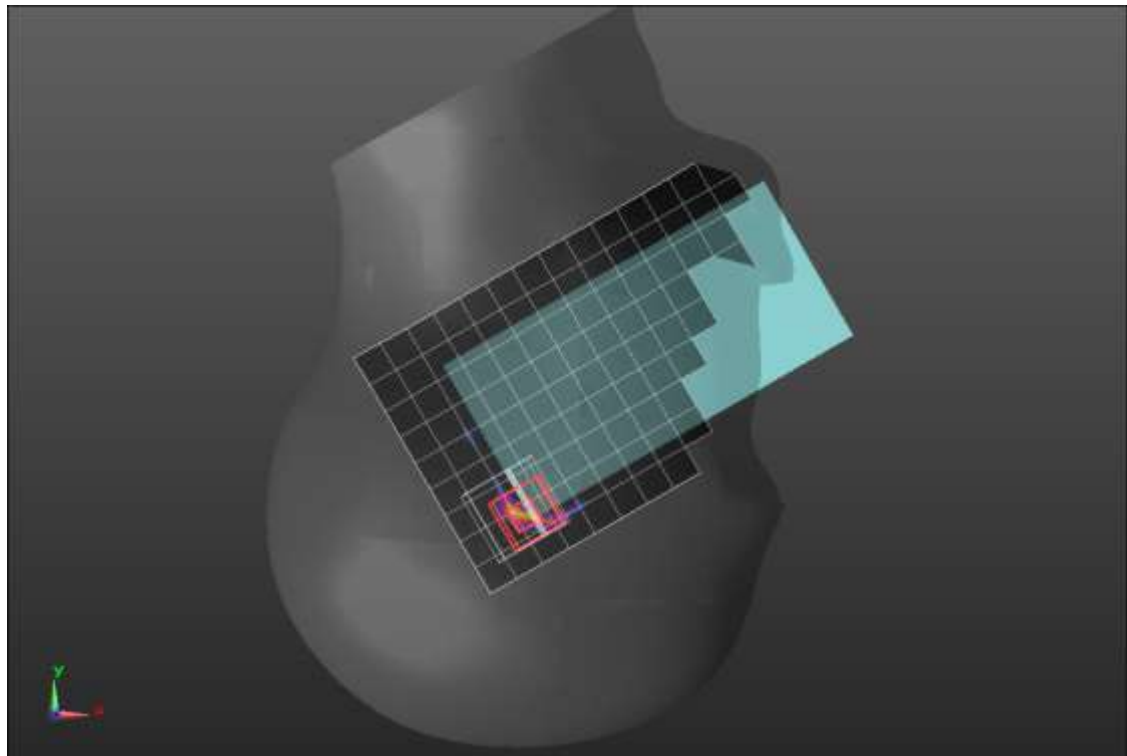
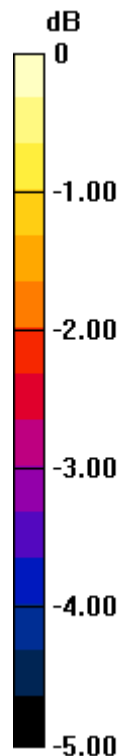
**SAR(1 g) = 0.799 W/kg; SAR(10 g) = 0.305 W/kg**

Smallest distance from peaks to all points 3 dB below = 4.2 mm

Ratio of SAR at M2 to SAR at M1 = 38.3%

[Info: Interpolated medium parameters used for SAR evaluation.](#)

Maximum value of SAR (measured) = 1.64 W/kg



0 dB = 1.64 W/kg = 2.15 dBW/kg

## LTE Band 41 ANT 2

Frequency: 2593 MHz; Duty Cycle: 1:1.59956; Room Ambient Temperature: 24.0°C; Liquid Temperature: 23.0°C  
Medium parameters used (interpolated):  $f = 2593$  MHz;  $\sigma = 1.881$  S/m;  $\epsilon_r = 40.024$ ;  $\rho = 1000$  kg/m<sup>3</sup>

Dasy Configuration:

- Area Scan Setting: Find Secondary Maximum within 2.0 dB and with a peak SAR value greater than 0.0012 W/kg
- Electronics: DAE4 Sn1359; Calibrated: 1/7/2022
- Probe: EX3DV4 - SN3991; ConvF(7.9, 7.9, 7.9) @ 2593 MHz; Calibrated: 8/20/2021
- Sensor-Surface: 1.4mm (Mechanical Surface Detection (Locations From Previous Scan Used)), Sensor-Surface: 1.4mm (Mechanical Surface Detection)
- Phantom: Twin-SAM V8.0 (20deg probe tilt); Type: QD 000 P41 AA; Serial: 1956

**Front/QPSK RB 50,24 Ch 40620/Area Scan (10x16x1):** Measurement grid: dx=12mm, dy=12mm

[Info: Interpolated medium parameters used for SAR evaluation.](#)

Maximum value of SAR (measured) = 1.20 W/kg

**Front/QPSK RB 50,24 Ch 40620/Zoom Scan (7x7x7)/Cube 0:** Measurement grid: dx=5mm, dy=5mm, dz=5mm

Reference Value = 22.45 V/m; Power Drift = 0.11 dB

Peak SAR (extrapolated) = 1.90 W/kg

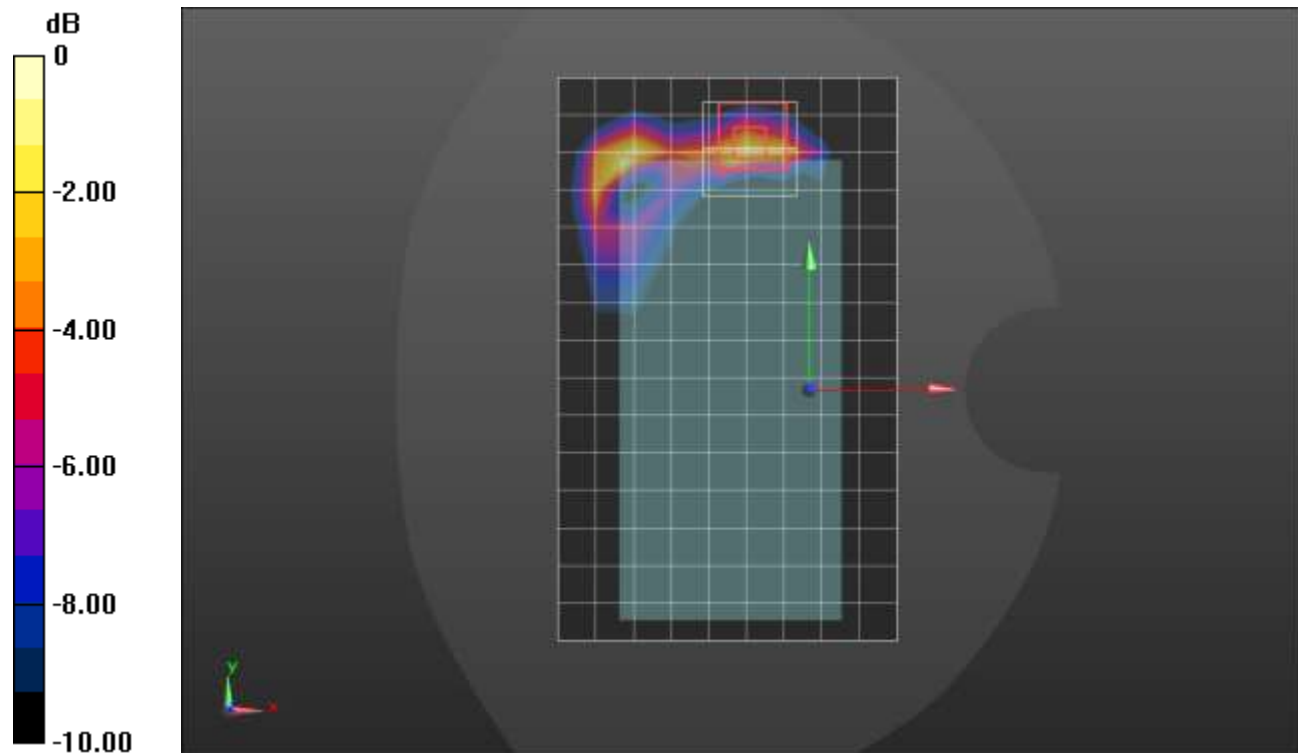
**SAR(1 g) = 0.696 W/kg; SAR(10 g) = 0.250 W/kg**

Smallest distance from peaks to all points 3 dB below = 5 mm

Ratio of SAR at M2 to SAR at M1 = 38.6%

[Info: Interpolated medium parameters used for SAR evaluation.](#)

Maximum value of SAR (measured) = 1.36 W/kg



## LTE Band 41 ANT 2

Frequency: 2680 MHz; Duty Cycle: 1:1.59956; Room Ambient Temperature: 24.0°C; Liquid Temperature: 23.0°C  
Medium parameters used:  $f = 2680$  MHz;  $\sigma = 1.952$  S/m;  $\epsilon_r = 39.871$ ;  $\rho = 1000$  kg/m<sup>3</sup>

Dasy Configuration:

- Area Scan Setting: Find Secondary Maximum within 2.0 dB and with a peak SAR value greater than 0.0012 W/kg
- Electronics: DAE4 Sn1359; Calibrated: 1/7/2022
- Probe: EX3DV4 - SN3991; ConvF(7.9, 7.9, 7.9) @ 2680 MHz; Calibrated: 8/20/2021
- Sensor-Surface: 1.4mm (Mechanical Surface Detection)
- Phantom: Twin-SAM V8.0 (20deg probe tilt); Type: QD 000 P41 AA; Serial: 1956

**Edge 4/QPSK RB 1,49 Ch 41490/Area Scan (7x15x1):** Measurement grid: dx=12mm, dy=12mm

Maximum value of SAR (measured) = 1.19 W/kg

**Edge 4/QPSK RB 1,49 Ch 41490/Zoom Scan (7x7x7)/Cube 0:** Measurement grid: dx=5mm, dy=5mm, dz=5mm

Reference Value = 22.46 V/m; Power Drift = -0.09 dB

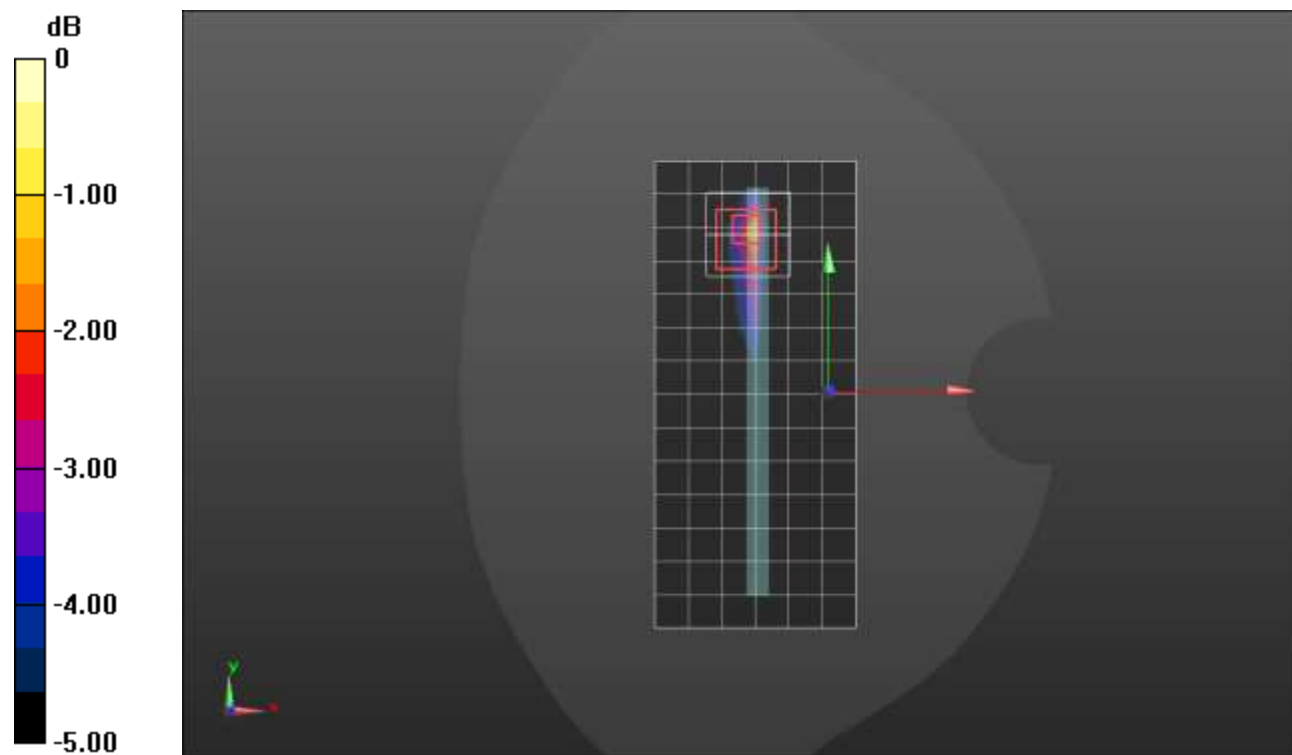
Peak SAR (extrapolated) = 2.01 W/kg

**SAR(1 g) = 0.782 W/kg; SAR(10 g) = 0.303 W/kg**

Smallest distance from peaks to all points 3 dB below = 6 mm

Ratio of SAR at M2 to SAR at M1 = 41.7%

Maximum value of SAR (measured) = 1.46 W/kg



0 dB = 1.46 W/kg = 1.64 dBW/kg

## LTE Band 41 ANT 3

Frequency: 2593 MHz; Duty Cycle: 1:1.59956; Room Ambient Temperature: 24.0°C; Liquid Temperature: 23.0°C  
Medium parameters used (interpolated):  $f = 2593$  MHz;  $\sigma = 1.886$  S/m;  $\epsilon_r = 40.136$ ;  $\rho = 1000$  kg/m<sup>3</sup>

Dasy Configuration:

- Area Scan Setting: Find Secondary Maximum within 2.0 dB and with a peak SAR value greater than 0.0012 W/kg
- Electronics: DAE4 Sn1359; Calibrated: 1/7/2022
- Probe: EX3DV4 - SN3991; ConvF(7.9, 7.9, 7.9) @ 2593 MHz; Calibrated: 8/20/2021
- Sensor-Surface: 1.4mm (Mechanical Surface Detection)
- Phantom: Twin-SAM V8.0 (20deg probe tilt); Type: QD 000 P41 AA; Serial: 1956

**LHS/Touch\_QPSK RB 1,49 Ch 40620/Area Scan (10x15x1):** Measurement grid: dx=12mm, dy=12mm

[Info: Interpolated medium parameters used for SAR evaluation.](#)

Maximum value of SAR (measured) = 0.848 W/kg

**LHS/Touch\_QPSK RB 1,49 Ch 40620/Zoom Scan (7x7x7)/Cube 0:** Measurement grid: dx=5mm, dy=5mm, dz=5mm

Reference Value = 20.76 V/m; Power Drift = -0.01 dB

Peak SAR (extrapolated) = 1.06 W/kg

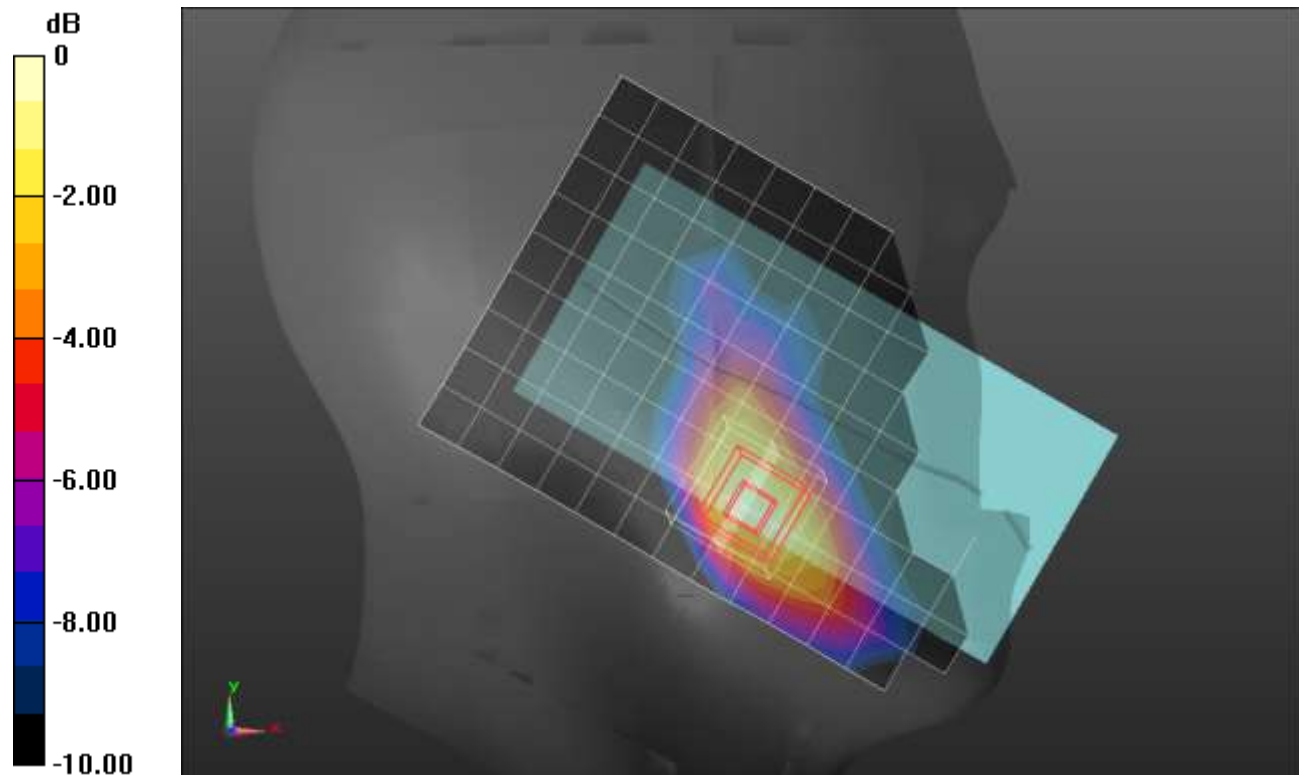
**SAR(1 g) = 0.599 W/kg; SAR(10 g) = 0.317 W/kg**

Smallest distance from peaks to all points 3 dB below = 11.2 mm

Ratio of SAR at M2 to SAR at M1 = 58.7%

[Info: Interpolated medium parameters used for SAR evaluation.](#)

Maximum value of SAR (measured) = 0.889 W/kg



0 dB = 0.889 W/kg = -0.51 dBW/kg

## LTE Band 41 ANT 3

Frequency: 2593 MHz; Duty Cycle: 1:1.59956; Room Ambient Temperature: 24.0°C; Liquid Temperature: 23.0°C  
Medium parameters used (interpolated):  $f = 2593$  MHz;  $\sigma = 1.893$  S/m;  $\epsilon_r = 39.956$ ;  $\rho = 1000$  kg/m<sup>3</sup>

Dasy Configuration:

- Area Scan Setting: Find Secondary Maximum within 2.0 dB and with a peak SAR value greater than 0.0012 W/kg
- Electronics: DAE4 Sn1352; Calibrated: 11/9/2021
- Probe: EX3DV4 - SN3773; ConvF(7.08, 7.08, 7.08) @ 2593 MHz; Calibrated: 2/28/2022
- Sensor-Surface: 1.4mm (Mechanical Surface Detection)
- Phantom: Twin-SAM V5.0 (30deg probe tilt); Type: QD 000 P40 CD; Serial: 1740

**Rear/QPSK RB 1,49 Ch 40620/Area Scan (10x16x1):** Measurement grid: dx=12mm, dy=12mm

[Info: Interpolated medium parameters used for SAR evaluation.](#)

Maximum value of SAR (measured) = 0.678 W/kg

**Rear/QPSK RB 1,49 Ch 40620/Zoom Scan (7x7x7)/Cube 0:** Measurement grid: dx=5mm, dy=5mm, dz=5mm

Reference Value = 17.38 V/m; Power Drift = -0.15 dB

Peak SAR (extrapolated) = 1.05 W/kg

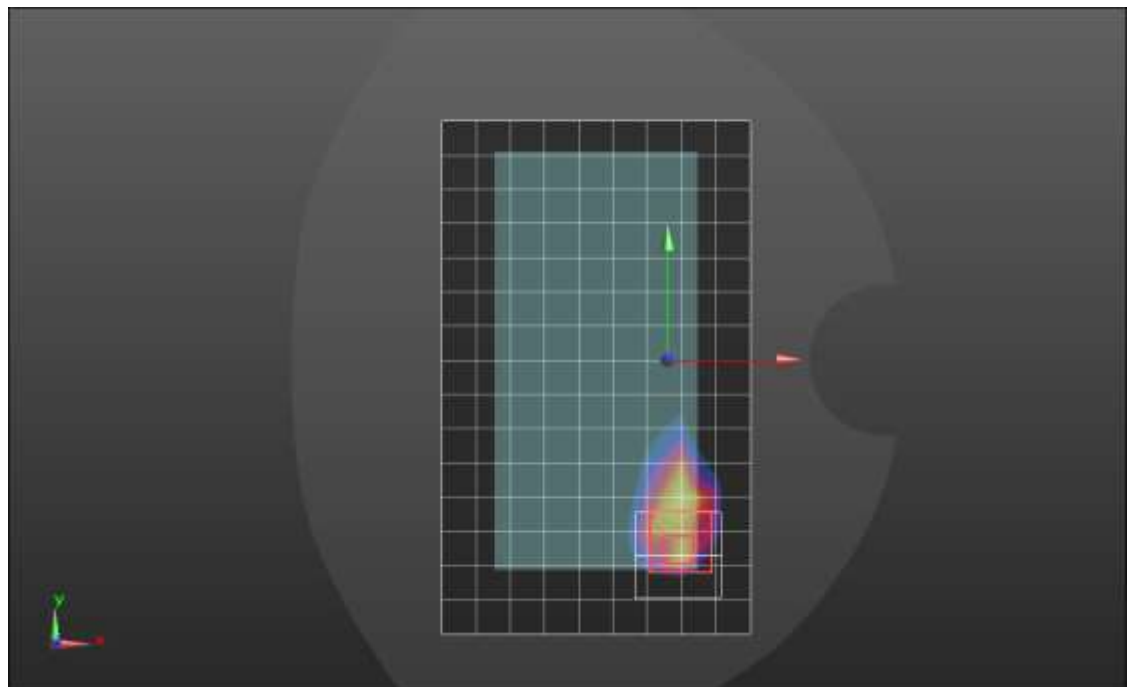
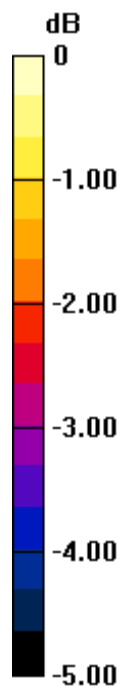
**SAR(1 g) = 0.420 W/kg; SAR(10 g) = 0.199 W/kg**

Smallest distance from peaks to all points 3 dB below = 7.6 mm

Ratio of SAR at M2 to SAR at M1 = 40.6%

[Info: Interpolated medium parameters used for SAR evaluation.](#)

Maximum value of SAR (measured) = 0.778 W/kg



0 dB = 0.778 W/kg = -1.09 dBW/kg

## LTE Band 41 ANT 3

Frequency: 2549.5 MHz; Duty Cycle: 1:1.59956; Room Ambient Temperature: 24.0°C; Liquid Temperature: 23.0°C  
Medium parameters used:  $f = 2550$  MHz;  $\sigma = 1.856$  S/m;  $\epsilon_r = 40.041$ ;  $\rho = 1000$  kg/m<sup>3</sup>

Dasy Configuration:

- Area Scan Setting: Find Secondary Maximum within 2.0 dB and with a peak SAR value greater than 0.0012 W/kg
- Electronics: DAE4 Sn1352; Calibrated: 11/9/2021
- Probe: EX3DV4 - SN3773; ConvF(7.08, 7.08, 7.08) @ 2549.5 MHz; Calibrated: 2/28/2022
- Sensor-Surface: 1.4mm (Mechanical Surface Detection (Locations From Previous Scan Used)), Sensor-Surface: 1.4mm (Mechanical Surface Detection)
- Phantom: Twin-SAM V5.0 (30deg probe tilt); Type: QD 000 P40 CD; Serial: 1740

**Edge 4/QPSK RB 50,24 Ch 40185/Area Scan (6x17x1):** Measurement grid: dx=12mm, dy=12mm  
Maximum value of SAR (measured) = 1.16 W/kg

**Edge 4/QPSK RB 50,24 Ch 40185/Zoom Scan (7x8x7)/Cube 0:** Measurement grid: dx=5mm, dy=5mm, dz=5mm

Reference Value = 23.37 V/m; Power Drift = -0.18 dB

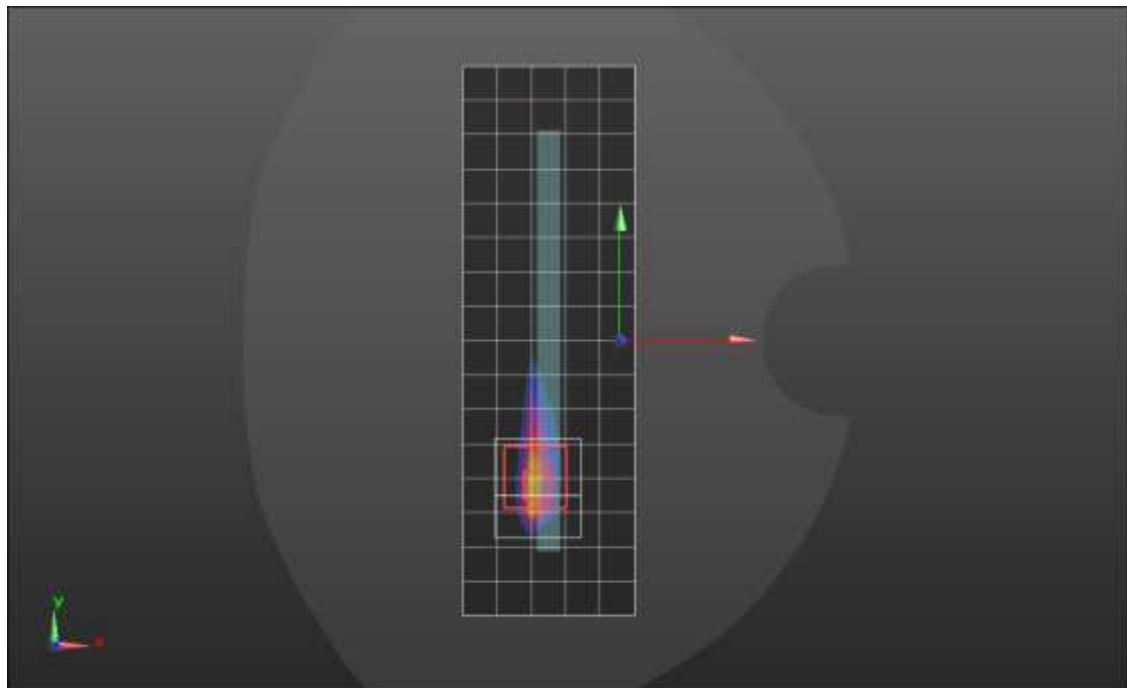
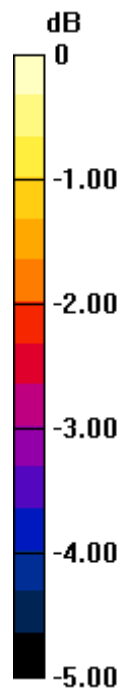
Peak SAR (extrapolated) = 1.77 W/kg

**SAR(1 g) = 0.752 W/kg; SAR(10 g) = 0.323 W/kg**

Smallest distance from peaks to all points 3 dB below = 7 mm

Ratio of SAR at M2 to SAR at M1 = 43%

Maximum value of SAR (measured) = 1.36 W/kg



0 dB = 1.36 W/kg = 1.34 dBW/kg

## LTE Band 41 ANT 4

Frequency: 2593 MHz; Duty Cycle: 1:1.59956; Room Ambient Temperature: 24.0°C; Liquid Temperature: 23.0°C  
Medium parameters used (interpolated):  $f = 2593$  MHz;  $\sigma = 1.901$  S/m;  $\epsilon_r = 38.017$ ;  $\rho = 1000$  kg/m<sup>3</sup>

Dasy Configuration:

- Area Scan Setting: Find Secondary Maximum within 2.0 dB and with a peak SAR value greater than 0.0012 W/kg
- Electronics: DAE4 Sn1359; Calibrated: 1/7/2022
- Probe: EX3DV4 - SN3991; ConvF(7.9, 7.9, 7.9) @ 2593 MHz; Calibrated: 8/20/2021
- Sensor-Surface: 1.4mm (Mechanical Surface Detection)
- Phantom: Twin-SAM V8.0 (20deg probe tilt); Type: QD 000 P41 AA; Serial: 1956

**LHS/Touch\_QPSK RB 50,24 Ch 40620/Area Scan (10x16x1):** Measurement grid: dx=12mm, dy=12mm

[Info: Interpolated medium parameters used for SAR evaluation.](#)

Maximum value of SAR (measured) = 0.941 W/kg

**LHS/Touch\_QPSK RB 50,24 Ch 40620/Zoom Scan (7x7x7)/Cube 0:** Measurement grid: dx=5mm, dy=5mm, dz=5mm

Reference Value = 20.59 V/m; Power Drift = -0.07 dB

Peak SAR (extrapolated) = 1.57 W/kg


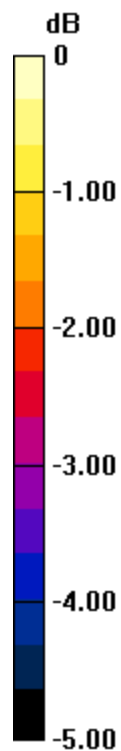
**SAR(1 g) = 0.651 W/kg; SAR(10 g) = 0.339 W/kg**

Smallest distance from peaks to all points 3 dB below = 5.5 mm

Ratio of SAR at M2 to SAR at M1 = 40.6%

[Info: Interpolated medium parameters used for SAR evaluation.](#)

Maximum value of SAR (measured) = 1.14 W/kg



0 dB = 1.14 W/kg = 0.57 dBW/kg



## LTE Band 41 ANT 4

Frequency: 2593 MHz; Duty Cycle: 1:1.59956; Room Ambient Temperature: 24.0°C; Liquid Temperature: 23.0°C  
Medium parameters used (interpolated):  $f = 2593$  MHz;  $\sigma = 1.882$  S/m;  $\epsilon_r = 38.84$ ;  $\rho = 1000$  kg/m<sup>3</sup>

Dasy Configuration:

- Area Scan Setting: Find Secondary Maximum within 2.0 dB and with a peak SAR value greater than 0.0012 W/kg
- Electronics: DAE4 Sn1359; Calibrated: 1/7/2022
- Probe: EX3DV4 - SN3991; ConvF(7.9, 7.9, 7.9) @ 2593 MHz; Calibrated: 8/20/2021
- Sensor-Surface: 1.4mm (Mechanical Surface Detection (Locations From Previous Scan Used)), Sensor-Surface: 1.4mm (Mechanical Surface Detection)
- Phantom: Twin-SAM V8.0 (20deg probe tilt); Type: QD 000 P41 AA; Serial: 1956

**Rear/QPSK RB 50,24 Ch 40620 /Area Scan (10x16x1):** Measurement grid: dx=12mm, dy=12mm

[Info: Interpolated medium parameters used for SAR evaluation.](#)

Maximum value of SAR (measured) = 1.35 W/kg

**Rear/QPSK RB 50,24 Ch 40620 /Zoom Scan (8x9x7)/Cube 0:** Measurement grid: dx=5mm, dy=5mm, dz=5mm

Reference Value = 24.11 V/m; Power Drift = 0.05 dB

Peak SAR (extrapolated) = 1.87 W/kg

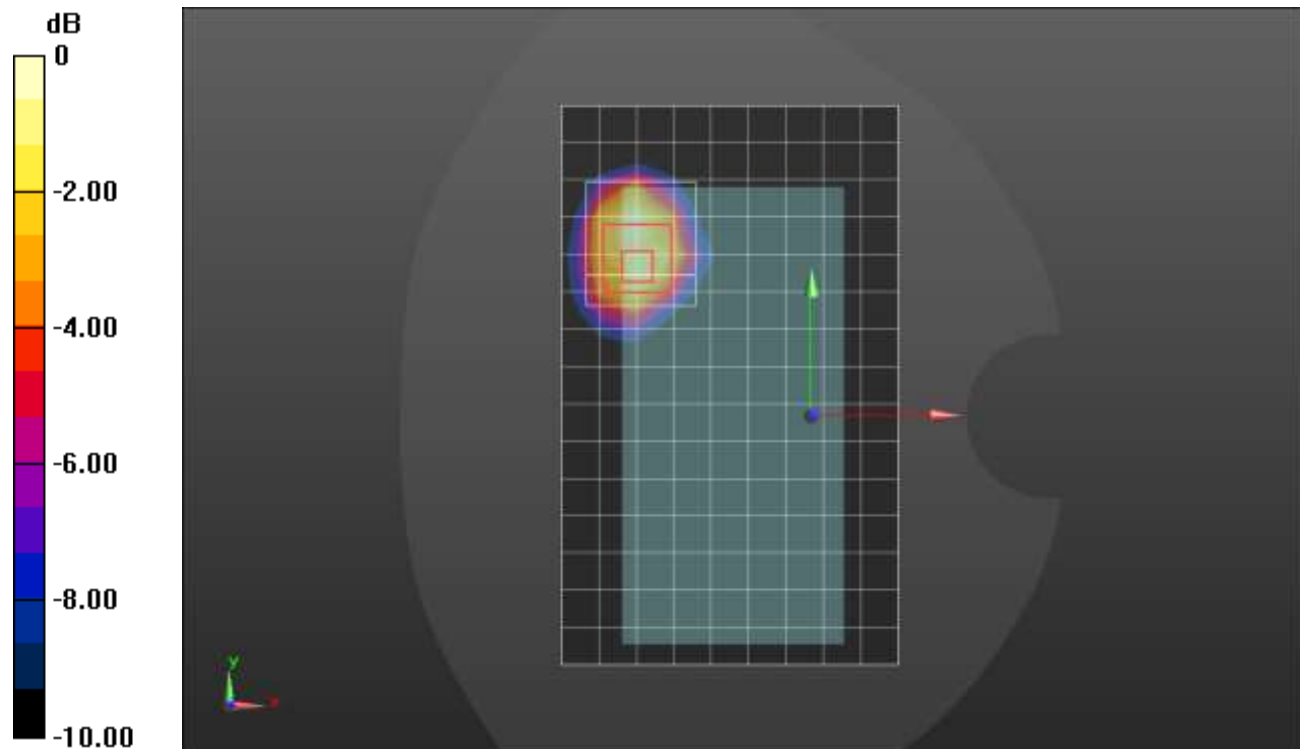
**SAR(1 g) = 0.896 W/kg; SAR(10 g) = 0.457 W/kg**

Smallest distance from peaks to all points 3 dB below = 9.9 mm

Ratio of SAR at M2 to SAR at M1 = 51.5%

[Info: Interpolated medium parameters used for SAR evaluation.](#)

Maximum value of SAR (measured) = 1.44 W/kg



0 dB = 1.44 W/kg = 1.58 dBW/kg



## LTE Band 48 ANT 7

Frequency: 3646.7 MHz; Duty Cycle: 1:1.59956; Room Ambient Temperature: 24.0°C; Liquid Temperature: 23.0°C  
Medium parameters used (interpolated):  $f = 3646.7$  MHz;  $\sigma = 3.14$  S/m;  $\epsilon_r = 38.776$ ;  $\rho = 1000$  kg/m<sup>3</sup>

Dasy Configuration:

- Area Scan Setting: Find Secondary Maximum within 2.0 dB and with a peak SAR value greater than 0.0012 W/kg
- Electronics: DAE4 Sn1433; Calibrated: 2/23/2022
- Probe: EX3DV4 - SN3929; ConvF(6.4, 6.4, 6.4) @ 3646.7 MHz; Calibrated: 3/23/2022
- Sensor-Surface: 1.4mm (Mechanical Surface Detection), Sensor-Surface: 4mm (Mechanical Surface Detection)
- Phantom: Twin-SAM V8.0 (20deg probe tilt); Type: QD 000 P41 AA; Serial: 1956

**RHS/Touch\_QPSK RB 1,49 Ch 56207/Area Scan (10x16x1):** Measurement grid: dx=12mm, dy=12mm

[Info: Interpolated medium parameters used for SAR evaluation.](#)

Maximum value of SAR (measured) = 0.416 W/kg

**RHS/Touch\_QPSK RB 1,49 Ch 56207/Zoom Scan (7x7x8)/Cube 0:** Measurement grid: dx=5mm, dy=5mm, dz=4mm

Reference Value = 9.417 V/m; Power Drift = -0.03 dB

Peak SAR (extrapolated) = 0.555 W/kg

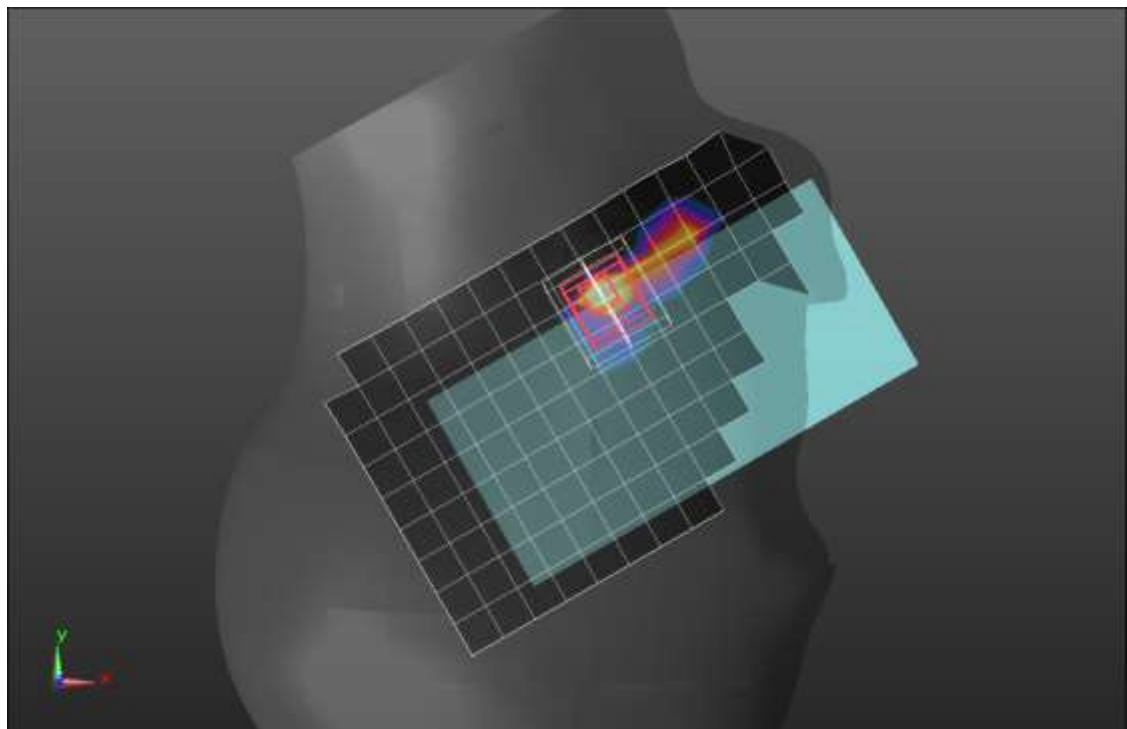
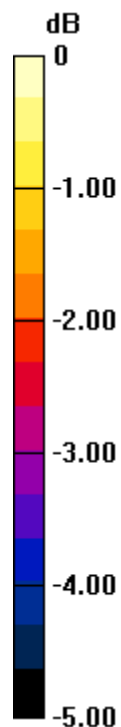
**SAR(1 g) = 0.216 W/kg; SAR(10 g) = 0.075 W/kg**

Smallest distance from peaks to all points 3 dB below = 7.4 mm

Ratio of SAR at M2 to SAR at M1 = 47.2%

[Info: Interpolated medium parameters used for SAR evaluation.](#)

Maximum value of SAR (measured) = 0.264 W/kg



0 dB = 0.264 W/kg = -5.78 dBW/kg

## LTE Band 48 ANT 7

Frequency: 3646.7 MHz; Duty Cycle: 1:1.59956; Room Ambient Temperature: 24.0°C; Liquid Temperature: 23.0°C  
Medium parameters used (interpolated):  $f = 3646.7$  MHz;  $\sigma = 2.974$  S/m;  $\epsilon_r = 38.841$ ;  $\rho = 1000$  kg/m<sup>3</sup>

Dasy Configuration:

- Area Scan Setting: Find Secondary Maximum within 2.0 dB and with a peak SAR value greater than 0.0012 W/kg
- Electronics: DAE4 Sn1540; Calibrated: 1/11/2022
- Probe: EX3DV4 - SN7356; ConvF(7.15, 7.15, 7.15) @ 3646.7 MHz; Calibrated: 3/24/2022
- Sensor-Surface: 1.4mm (Mechanical Surface Detection)
- Phantom: Twin-SAM V5.0 (20deg probe tilt); Type: SAM;

**Rear/QPSK RB 1,49 Ch 56207/Area Scan (10x16x1):** Measurement grid: dx=12mm, dy=12mm

[Info: Interpolated medium parameters used for SAR evaluation.](#)

Maximum value of SAR (measured) = 1.15 W/kg

**Rear/QPSK RB 1,49 Ch 56207/Zoom Scan (7x7x8)/Cube 0:** Measurement grid: dx=5mm, dy=5mm, dz=4mm

Reference Value = 20.74 V/m; Power Drift = -0.07 dB

Peak SAR (extrapolated) = 1.53 W/kg

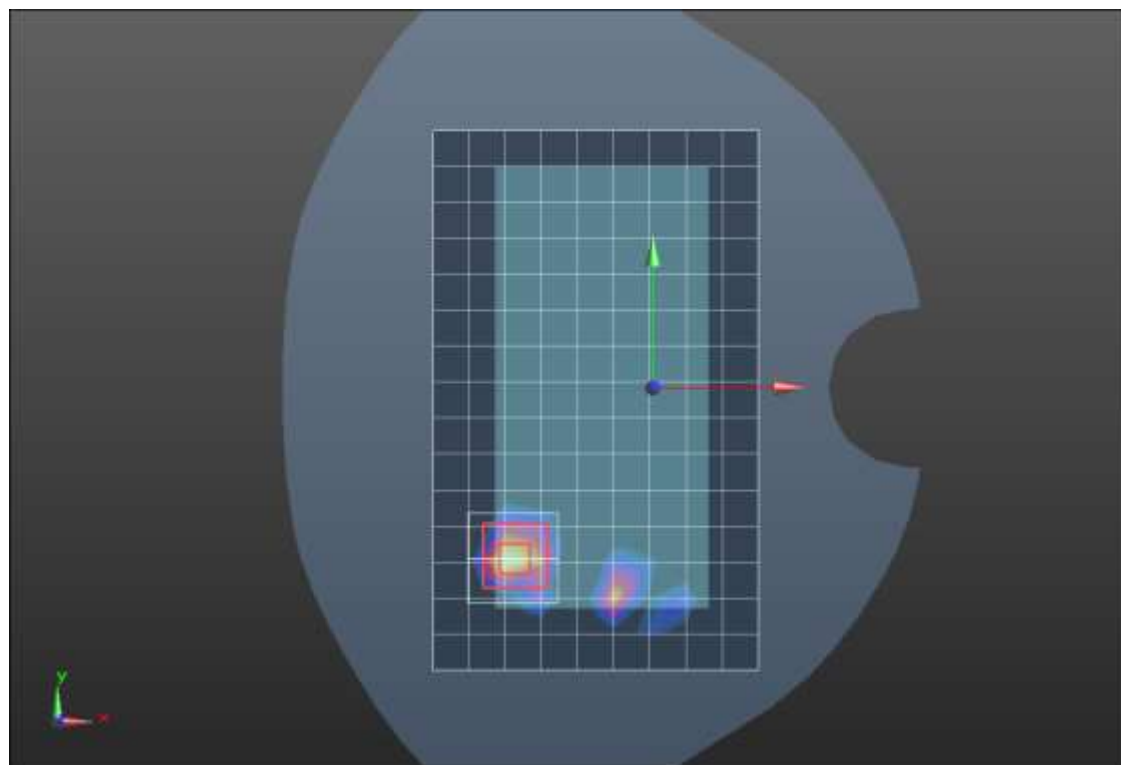
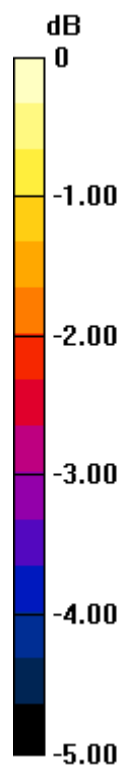
**SAR(1 g) = 0.586 W/kg; SAR(10 g) = 0.235 W/kg**

Smallest distance from peaks to all points 3 dB below = 8 mm

Ratio of SAR at M2 to SAR at M1 = 46.7%

[Info: Interpolated medium parameters used for SAR evaluation.](#)

Maximum value of SAR (measured) = 1.13 W/kg



0 dB = 1.13 W/kg = 0.53 dBW/kg

## LTE Band 48 ANT 7

Frequency: 3560 MHz; Duty Cycle: 1:1.59956; Room Ambient Temperature: 24.0°C; Liquid Temperature: 23.0°C  
Medium parameters used:  $f = 3560$  MHz;  $\sigma = 2.877$  S/m;  $\epsilon_r = 39.041$ ;  $\rho = 1000$  kg/m<sup>3</sup>

Dasy Configuration:

- Area Scan Setting: Find Secondary Maximum within 2.0 dB and with a peak SAR value greater than 0.0012 W/kg
- Electronics: DAE4 Sn1540; Calibrated: 1/11/2022
- Probe: EX3DV4 - SN7356; ConvF(7.2, 7.2, 7.2) @ 3560 MHz; Calibrated: 3/24/2022
- Sensor-Surface: 1.4mm (Mechanical Surface Detection), Sensor-Surface: 4mm (Mechanical Surface Detection)
- Phantom: Twin-SAM V5.0 (20deg probe tilt); Type: SAM;

**Edge 2/QPSK RB 50,24 Ch 55340/Area Scan (7x16x1):** Measurement grid: dx=12mm, dy=12mm  
Maximum value of SAR (measured) = 1.37 W/kg

**Edge 2/QPSK RB 50,24 Ch 55340/Zoom Scan (7x7x8)/Cube 0:** Measurement grid: dx=5mm, dy=5mm, dz=4mm

Reference Value = 18.94 V/m; Power Drift = -0.04 dB

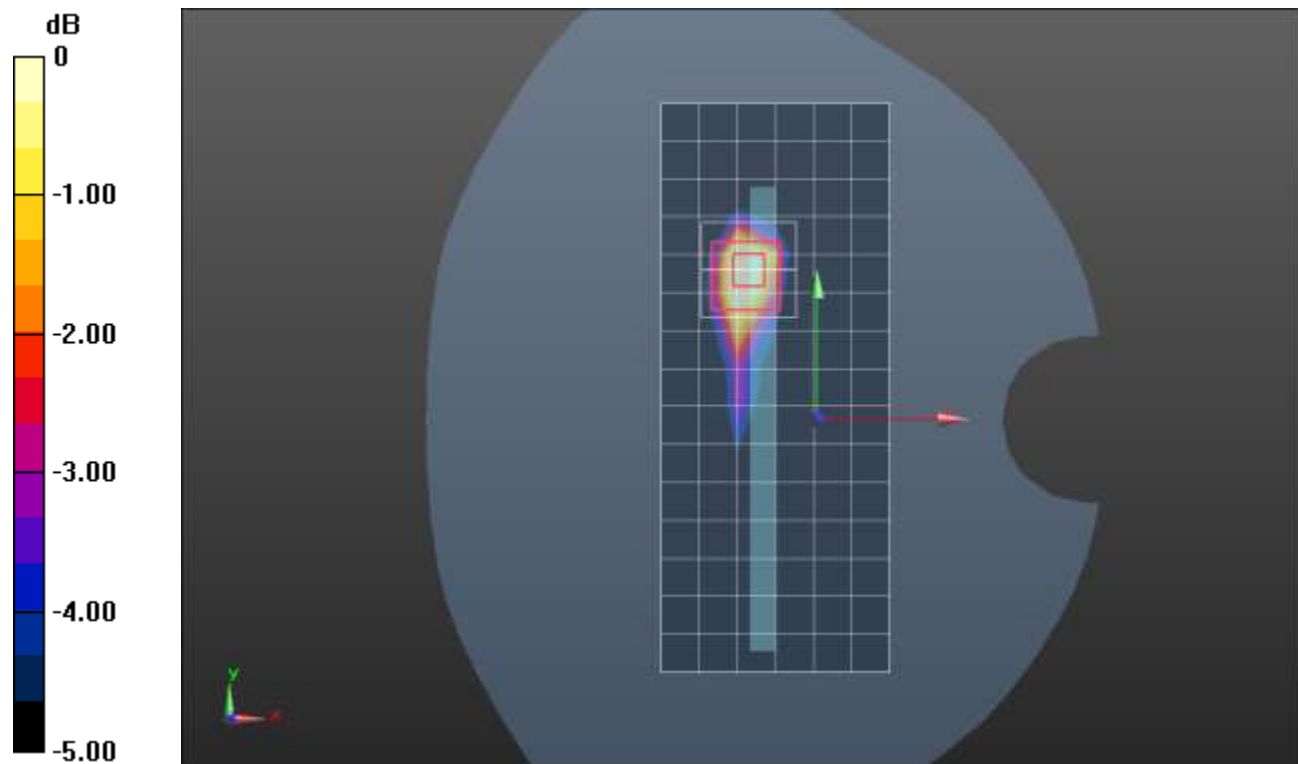
Peak SAR (extrapolated) = 2.38 W/kg

**SAR(1 g) = 0.879 W/kg; SAR(10 g) = 0.338 W/kg**

Smallest distance from peaks to all points 3 dB below = 8 mm

Ratio of SAR at M2 to SAR at M1 = 45.6%

Maximum value of SAR (measured) = 1.02 W/kg



## LTE Band 48 ANT 8

Frequency: 3690 MHz; Duty Cycle: 1:1.59956; Room Ambient Temperature: 24.0°C; Liquid Temperature: 23.0°C  
Medium parameters used:  $f = 3690$  MHz;  $\sigma = 2.954$  S/m;  $\epsilon_r = 38.888$ ;  $\rho = 1000$  kg/m<sup>3</sup>

Dasy Configuration:

- Area Scan Setting: Find Secondary Maximum within 2.0 dB and with a peak SAR value greater than 0.0012 W/kg
- Electronics: DAE4 Sn1433; Calibrated: 2/23/2022
- Probe: EX3DV4 - SN3929; ConvF(6.4, 6.4, 6.4) @ 3690 MHz; Calibrated: 3/23/2022
- Sensor-Surface: 1.4mm (Mechanical Surface Detection), Sensor-Surface: 4mm (Mechanical Surface Detection)
- Phantom: Twin-SAM V8.0 (20deg probe tilt); Type: QD 000 P41 AA; Serial: 1956

**RHS/Touch\_QPSK RB 1,49 Ch 56640/Area Scan (10x16x1):** Measurement grid: dx=12mm, dy=12mm  
Maximum value of SAR (measured) = 1.63 W/kg

**RHS/Touch\_QPSK RB 1,49 Ch 56640/Zoom Scan (7x7x8)/Cube 0:** Measurement grid: dx=5mm, dy=5mm, dz=4mm

Reference Value = 17.74 V/m; Power Drift = -0.09 dB

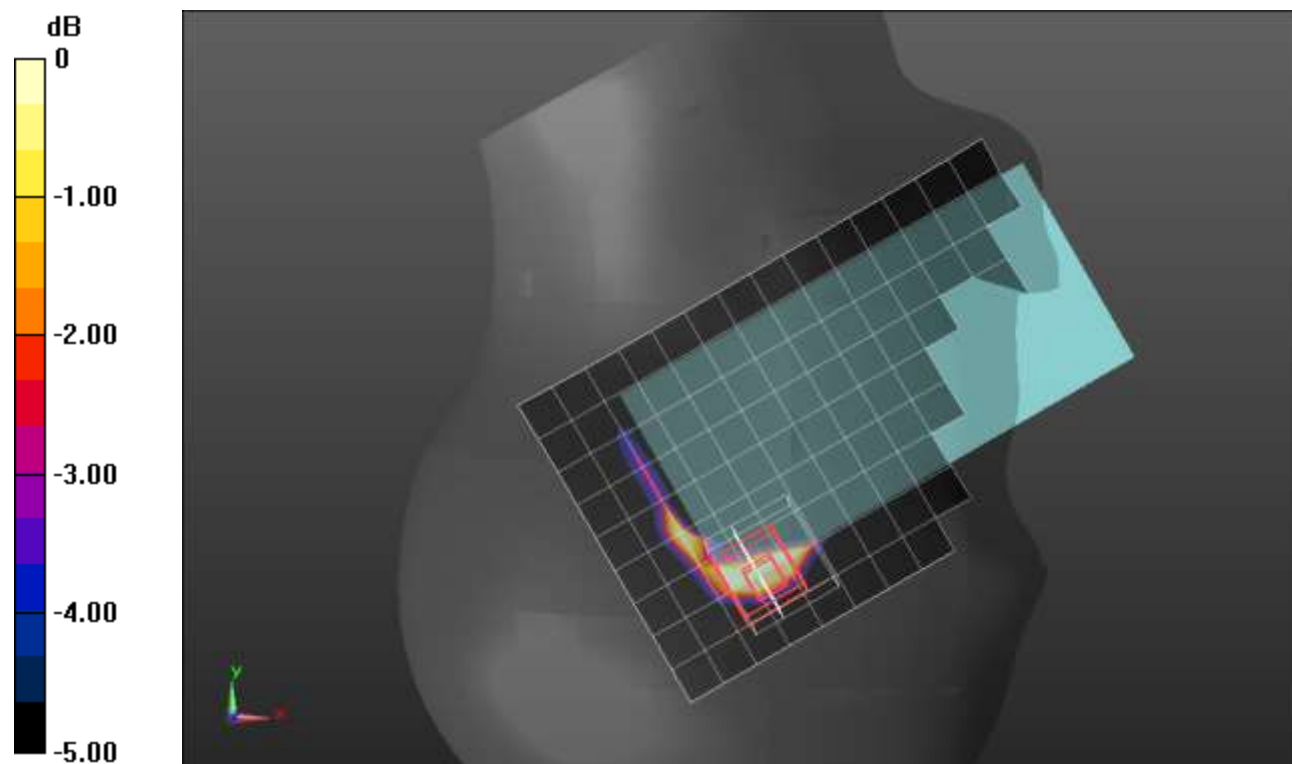
Peak SAR (extrapolated) = 2.72 W/kg

**SAR(1 g) = 0.754 W/kg; SAR(10 g) = 0.242 W/kg**

Smallest distance from peaks to all points 3 dB below = 6.1 mm

Ratio of SAR at M2 to SAR at M1 = 37.7%

Maximum value of SAR (measured) = 0.952 W/kg



0 dB = 0.952 W/kg = -0.21 dBW/kg

## LTE Band 48 ANT 8

Frequency: 3646.7 MHz; Duty Cycle: 1:1.59956; Room Ambient Temperature: 24.0°C; Liquid Temperature: 23.0°C  
Medium parameters used (interpolated):  $f = 3646.7$  MHz;  $\sigma = 2.914$  S/m;  $\epsilon_r = 38.958$ ;  $\rho = 1000$  kg/m<sup>3</sup>

Dasy Configuration:

- Area Scan Setting: Find Secondary Maximum within 2.0 dB and with a peak SAR value greater than 0.0012 W/kg
- Electronics: DAE4 Sn1433; Calibrated: 2/23/2022
- Probe: EX3DV4 - SN3929; ConvF(6.4, 6.4, 6.4) @ 3646.7 MHz; Calibrated: 3/23/2022
- Sensor-Surface: 1.4mm (Mechanical Surface Detection (Locations From Previous Scan Used)), Sensor-Surface: 4mm (Mechanical Surface Detection)
- Phantom: Twin-SAM V8.0 (20deg probe tilt); Type: QD 000 P41 AA; Serial: 1956

**Rear/QPSK RB 50,24 Ch 56207/Area Scan (10x16x1):** Measurement grid: dx=12mm, dy=12mm

[Info: Interpolated medium parameters used for SAR evaluation.](#)

Maximum value of SAR (measured) = 1.06 W/kg

**Rear/QPSK RB 50,24 Ch 56207/Zoom Scan (7x7x8)/Cube 0:** Measurement grid: dx=5mm, dy=5mm, dz=4mm

Reference Value = 17.11 V/m; Power Drift = -0.14 dB

Peak SAR (extrapolated) = 2.40 W/kg

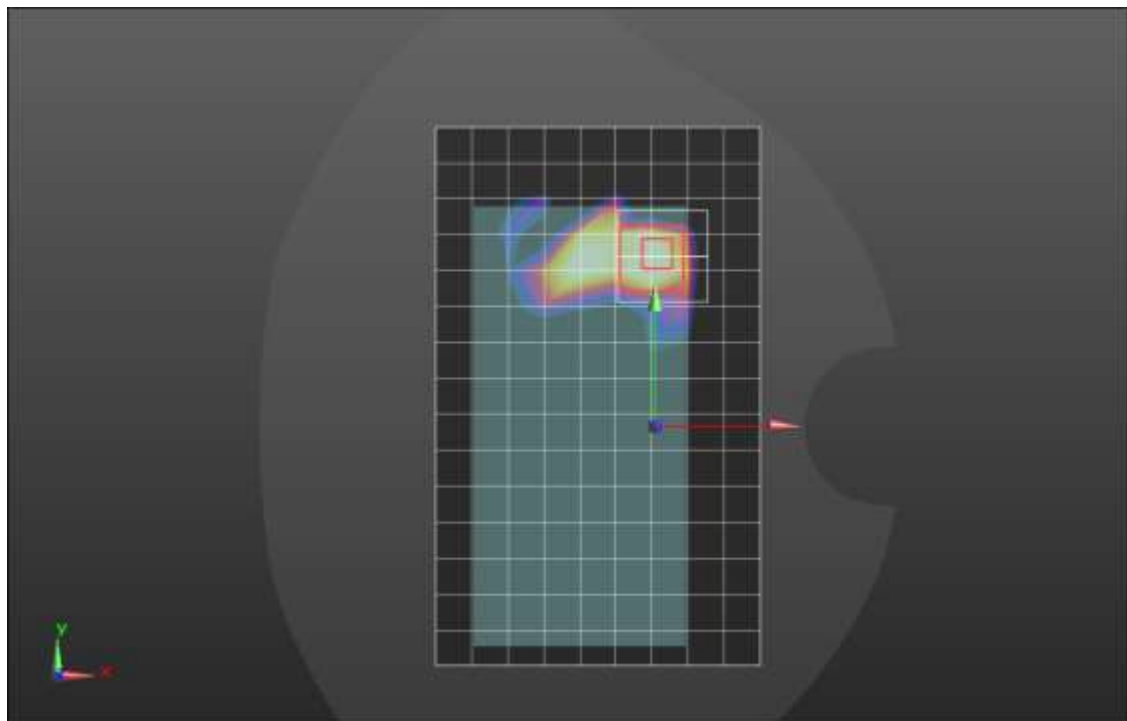
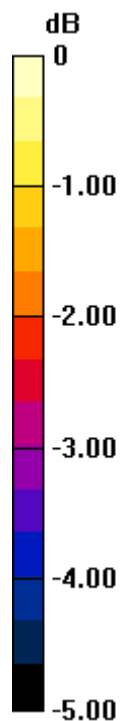
**SAR(1 g) = 0.736 W/kg; SAR(10 g) = 0.269 W/kg**

Smallest distance from peaks to all points 3 dB below = 6 mm

Ratio of SAR at M2 to SAR at M1 = 40.4%

[Info: Interpolated medium parameters used for SAR evaluation.](#)

Maximum value of SAR (measured) = 0.820 W/kg



0 dB = 0.820 W/kg = -0.86 dBW/kg

## LTE Band 48 ANT 9

Frequency: 3646.7 MHz; Duty Cycle: 1:1.59956; Room Ambient Temperature: 24.0°C; Liquid Temperature: 23.0°C  
Medium parameters used (interpolated):  $f = 3646.7$  MHz;  $\sigma = 3.14$  S/m;  $\epsilon_r = 38.776$ ;  $\rho = 1000$  kg/m<sup>3</sup>

Dasy Configuration:

- Area Scan Setting: Find Secondary Maximum within 2.0 dB and with a peak SAR value greater than 0.0012 W/kg
- Electronics: DAE4 Sn1433; Calibrated: 2/23/2022
- Probe: EX3DV4 - SN3929; ConvF(6.4, 6.4, 6.4) @ 3646.7 MHz; Calibrated: 3/23/2022
- Sensor-Surface: 1.4mm (Mechanical Surface Detection), Sensor-Surface: 4mm (Mechanical Surface Detection)
- Phantom: Twin-SAM V8.0 (20deg probe tilt); Type: QD 000 P41 AA; Serial: 1956

**LHS/Touch\_QPSK RB 1,49 Ch 56207/Area Scan (10x16x1):** Measurement grid: dx=12mm, dy=12mm

[Info: Interpolated medium parameters used for SAR evaluation.](#)

Maximum value of SAR (measured) = 0.274 W/kg

**LHS/Touch\_QPSK RB 1,49 Ch 56207/Zoom Scan (7x7x8)/Cube 0:** Measurement grid: dx=5mm, dy=5mm, dz=4mm

Reference Value = 7.526 V/m; Power Drift = 0.12 dB

Peak SAR (extrapolated) = 0.370 W/kg

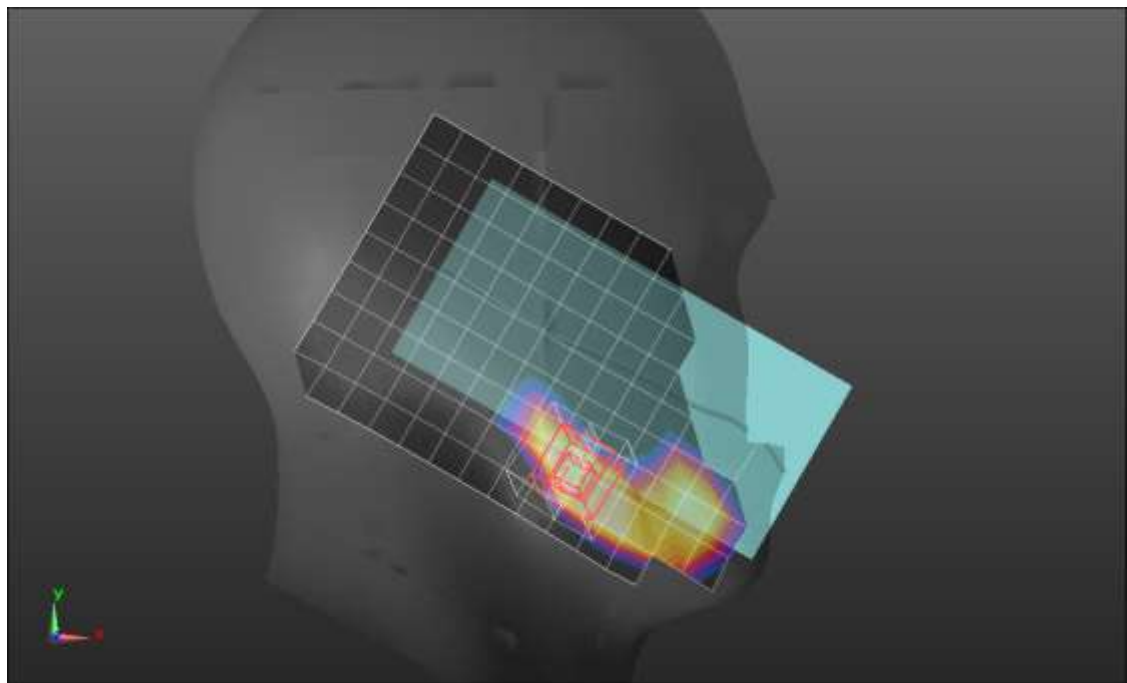
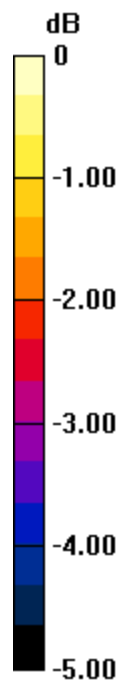
**SAR(1 g) = 0.158 W/kg; SAR(10 g) = 0.066 W/kg**

Smallest distance from peaks to all points 3 dB below = 8.6 mm

Ratio of SAR at M2 to SAR at M1 = 49.3%

[Info: Interpolated medium parameters used for SAR evaluation.](#)

Maximum value of SAR (measured) = 0.174 W/kg



0 dB = 0.174 W/kg = -7.59 dBW/kg





## LTE Band 48 ANT 9

Frequency: 3560 MHz; Duty Cycle: 1:1.59956; Room Ambient Temperature: 24.0°C; Liquid Temperature: 23.0°C  
Medium parameters used:  $f = 3560$  MHz;  $\sigma = 3.054$  S/m;  $\epsilon_r = 39.042$ ;  $\rho = 1000$  kg/m<sup>3</sup>

Dasy Configuration:

- Area Scan Setting: Find Secondary Maximum within 2.0 dB and with a peak SAR value greater than 0.0012 W/kg
- Electronics: DAE4 Sn1540; Calibrated: 1/11/2022
- Probe: EX3DV4 - SN7356; ConvF(7.2, 7.2, 7.2) @ 3560 MHz; Calibrated: 3/24/2022
- Sensor-Surface: 1.4mm (Mechanical Surface Detection), Sensor-Surface: 4mm (Mechanical Surface Detection)
- Phantom: Twin-SAM V5.0 (20deg probe tilt); Type: SAM;

**Edge 4/QPSK RB 50,24 Ch 55340/Area Scan (7x16x1):** Measurement grid: dx=12mm, dy=12mm  
Maximum value of SAR (measured) = 1.86 W/kg

**Edge 4/QPSK RB 50,24 Ch 55340/Zoom Scan (7x7x8)/Cube 0:** Measurement grid: dx=5mm, dy=5mm, dz=4mm

Reference Value = 18.81 V/m; Power Drift = -0.05 dB

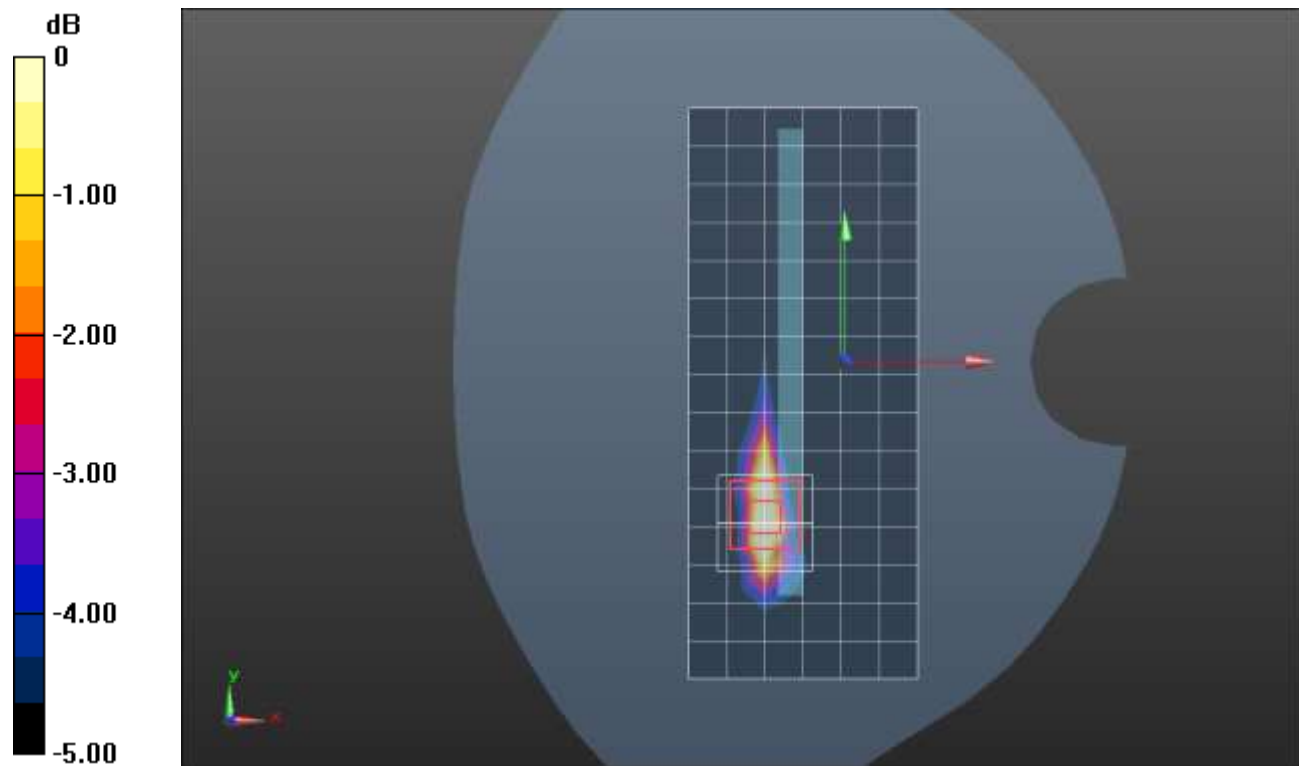
Peak SAR (extrapolated) = 2.47 W/kg

**SAR(1 g) = 0.870 W/kg; SAR(10 g) = 0.307 W/kg**

Smallest distance from peaks to all points 3 dB below = 6.3 mm

Ratio of SAR at M2 to SAR at M1 = 44.9%

Maximum value of SAR (measured) = 1.07 W/kg



0 dB = 1.07 W/kg = 0.29 dBW/kg



## LTE Band 48 ANT 4

Frequency: 3560 MHz; Duty Cycle: 1:1.59956; Room Ambient Temperature: 24.0°C; Liquid Temperature: 23.0°C  
Medium parameters used:  $f = 3560$  MHz;  $\sigma = 2.877$  S/m;  $\epsilon_r = 39.041$ ;  $\rho = 1000$  kg/m<sup>3</sup>

Dasy Configuration:

- Area Scan Setting: Find Secondary Maximum within 2.0 dB and with a peak SAR value greater than 0.0012 W/kg
- Electronics: DAE4 Sn1540; Calibrated: 1/11/2022
- Probe: EX3DV4 - SN7356; ConvF(7.2, 7.2, 7.2) @ 3560 MHz; Calibrated: 3/24/2022
- Sensor-Surface: 1.4mm (Mechanical Surface Detection), Sensor-Surface: 4mm (Mechanical Surface Detection)
- Phantom: Twin-SAM V5.0 (20deg probe tilt); Type: SAM;

**LHS/Touch\_QPSK RB 1,49 Ch 55340/Area Scan (10x16x1):** Measurement grid: dx=12mm, dy=12mm

Maximum value of SAR (measured) = 1.17 W/kg

**LHS/Touch\_QPSK RB 1,49 Ch 55340/Zoom Scan (7x7x8)/Cube 0:** Measurement grid: dx=5mm, dy=5mm, dz=4mm

Reference Value = 16.79 V/m; Power Drift = 0.09 dB

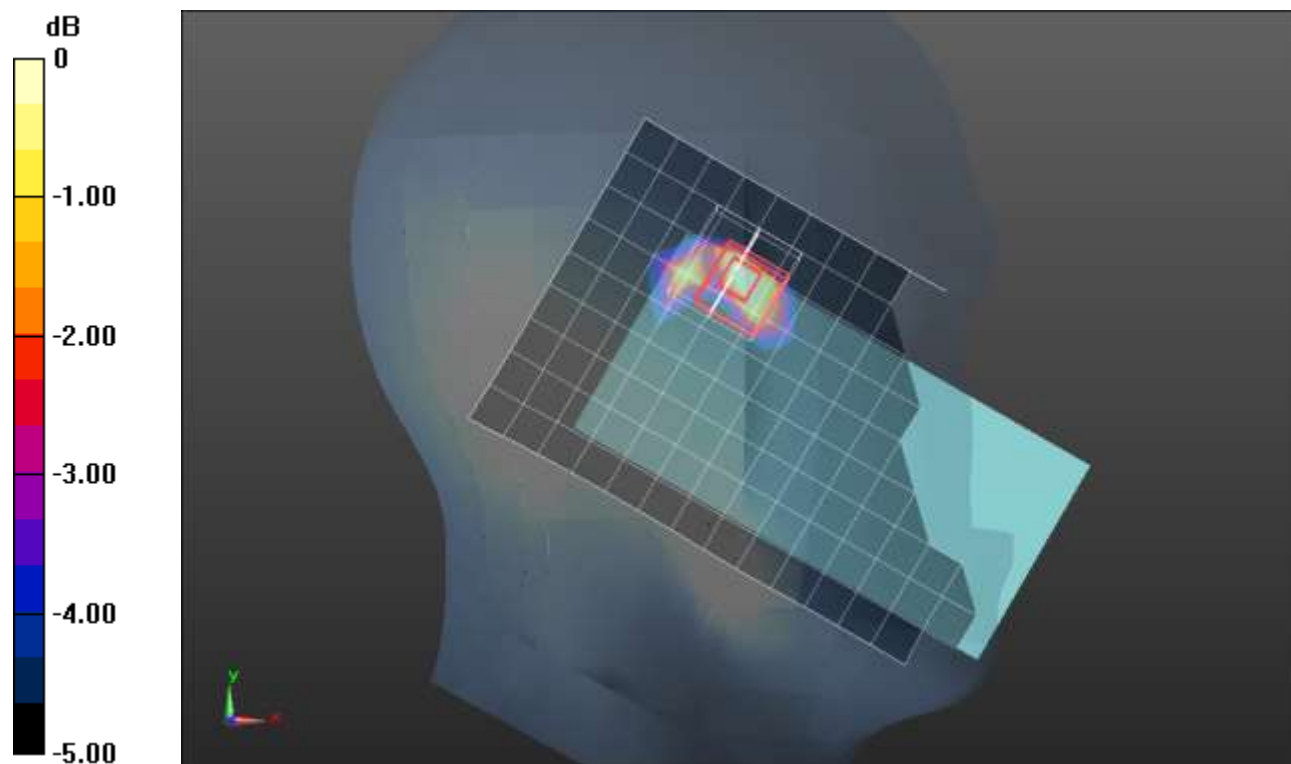
Peak SAR (extrapolated) = 2.38 W/kg

**SAR(1 g) = 0.746 W/kg; SAR(10 g) = 0.266 W/kg**

Smallest distance from peaks to all points 3 dB below = 6.1 mm

Ratio of SAR at M2 to SAR at M1 = 42.3%

Maximum value of SAR (measured) = 0.894 W/kg



0 dB = 0.894 W/kg = -0.49 dBW/kg

## LTE Band 48 ANT 4

Frequency: 3646.7 MHz; Duty Cycle: 1:1.59956; Room Ambient Temperature: 24.0°C; Liquid Temperature: 23.0°C  
Medium parameters used (interpolated):  $f = 3646.7$  MHz;  $\sigma = 2.974$  S/m;  $\epsilon_r = 38.841$ ;  $\rho = 1000$  kg/m<sup>3</sup>

Dasy Configuration:

- Area Scan Setting: Find Secondary Maximum within 2.0 dB and with a peak SAR value greater than 0.0012 W/kg
- Electronics: DAE4 Sn1540; Calibrated: 1/11/2022
- Probe: EX3DV4 - SN7356; ConvF(7.15, 7.15, 7.15) @ 3646.7 MHz; Calibrated: 3/24/2022
- Sensor-Surface: 1.4mm (Mechanical Surface Detection), Sensor-Surface: 4mm (Mechanical Surface Detection)
- Phantom: Twin-SAM V5.0 (20deg probe tilt); Type: SAM;

**Rear/QPSK RB 50,24 Ch 56207/Area Scan (10x16x1):** Measurement grid: dx=12mm, dy=12mm

[Info: Interpolated medium parameters used for SAR evaluation.](#)

Maximum value of SAR (measured) = 1.18 W/kg

**Rear/QPSK RB 50,24 Ch 56207/Zoom Scan (7x7x8)/Cube 0:** Measurement grid: dx=5mm, dy=5mm, dz=4mm

Reference Value = 16.13 V/m; Power Drift = 0.01 dB

Peak SAR (extrapolated) = 1.83 W/kg

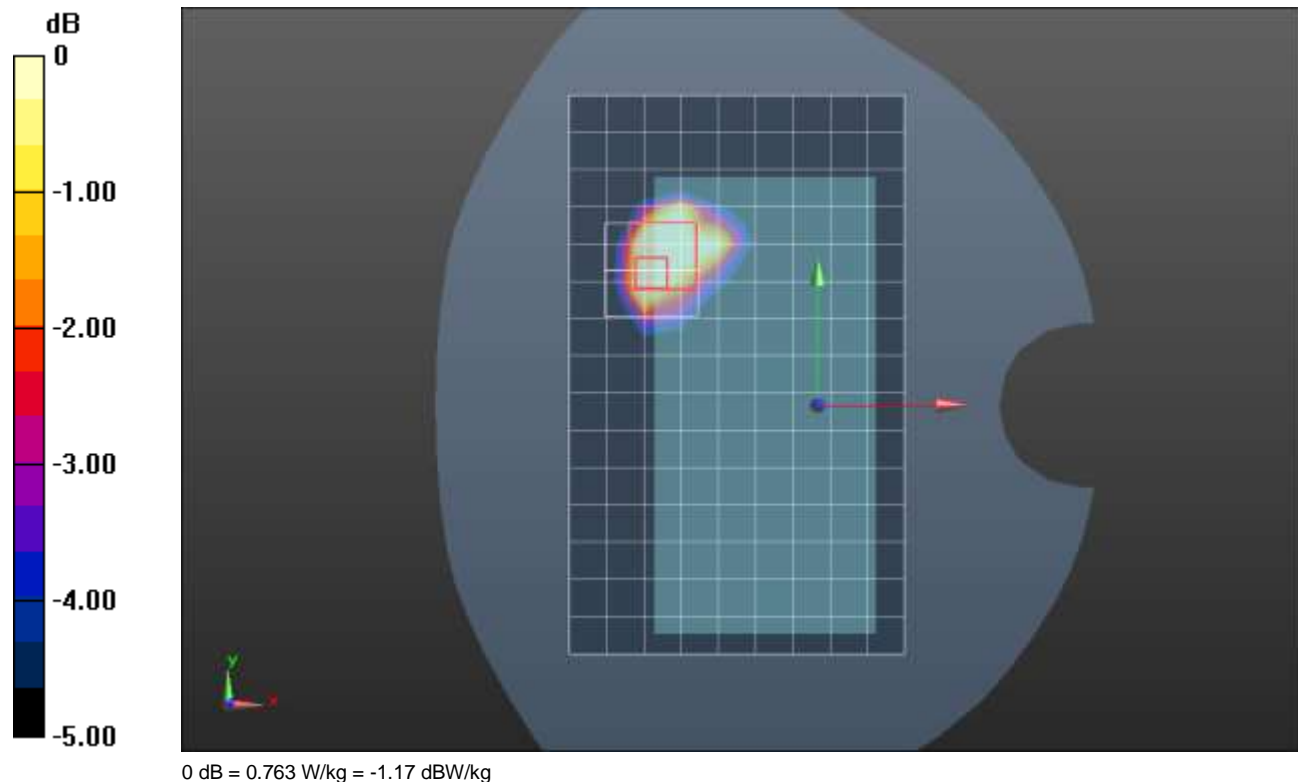
**SAR(1 g) = 0.653 W/kg; SAR(10 g) = 0.272 W/kg**

Smallest distance from peaks to all points 3 dB below = 8 mm

Ratio of SAR at M2 to SAR at M1 = 43.7%

[Info: Interpolated medium parameters used for SAR evaluation.](#)

Maximum value of SAR (measured) = 0.763 W/kg



## LTE Band 48 ANT 4

Frequency: 3646.7 MHz; Duty Cycle: 1:1.59956; Room Ambient Temperature: 24.0°C; Liquid Temperature: 23.0°C  
Medium parameters used (interpolated):  $f = 3646.7$  MHz;  $\sigma = 3.14$  S/m;  $\epsilon_r = 38.776$ ;  $\rho = 1000$  kg/m<sup>3</sup>

Dasy Configuration:

- Area Scan Setting: Find Secondary Maximum within 2.0 dB and with a peak SAR value greater than 0.0012 W/kg
- Electronics: DAE4 Sn1433; Calibrated: 2/23/2022
- Probe: EX3DV4 - SN3929; ConvF(6.4, 6.4, 6.4) @ 3646.7 MHz; Calibrated: 3/23/2022
- Sensor-Surface: 1.4mm (Mechanical Surface Detection), Sensor-Surface: 4mm (Mechanical Surface Detection)
- Phantom: Twin-SAM V8.0 (20deg probe tilt); Type: QD 000 P41 AA; Serial: 1956

**Edge 2/QPSK RB 1,49 Ch 56207/Area Scan (7x16x1):** Measurement grid: dx=12mm, dy=12mm

[Info: Interpolated medium parameters used for SAR evaluation.](#)

Maximum value of SAR (measured) = 1.48 W/kg

**Edge 2/QPSK RB 1,49 Ch 56207/Zoom Scan (7x7x8)/Cube 0:** Measurement grid: dx=5mm, dy=5mm, dz=4mm

Reference Value = 17.89 V/m; Power Drift = -0.08 dB

Peak SAR (extrapolated) = 2.27 W/kg

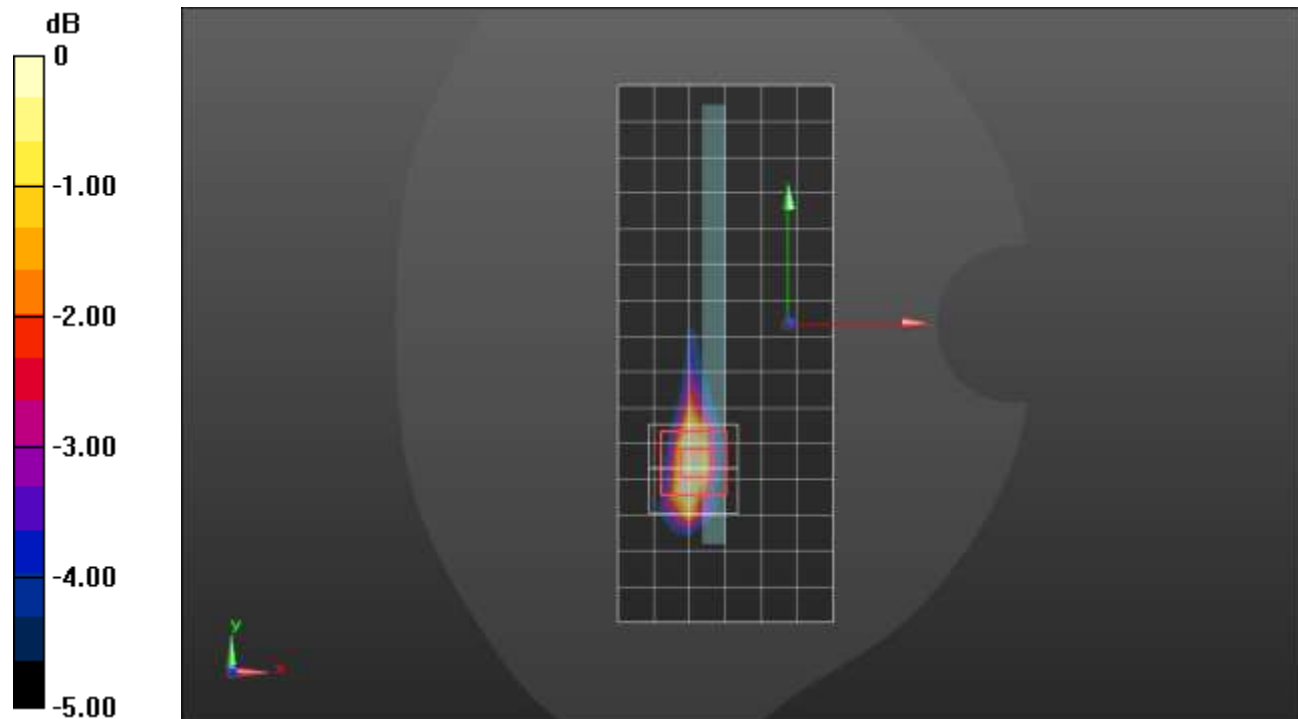
**SAR(1 g) = 0.806 W/kg; SAR(10 g) = 0.278 W/kg**

Smallest distance from peaks to all points 3 dB below = 6.3 mm

Ratio of SAR at M2 to SAR at M1 = 44.8%

[Info: Interpolated medium parameters used for SAR evaluation.](#)

Maximum value of SAR (measured) = 0.971 W/kg



**LTE Band 53 ANT 1**

Frequency: 2489.2 MHz; Duty Cycle: 1:1.59956; Room Ambient Temperature: 24.0°C; Liquid Temperature: 23.0°C  
Medium parameters used:  $f = 2490$  MHz;  $\sigma = 1.795$  S/m;  $\epsilon_r = 37.829$ ;  $\rho = 1000$  kg/m<sup>3</sup>

Dasy Configuration:

- Area Scan Setting: Find Secondary Maximum within 2.0 dB and with a peak SAR value greater than 0.0012 W/kg
- Electronics: DAE4 Sn1352; Calibrated: 11/9/2021
- Probe: EX3DV4 - SN3773; ConvF(7.17, 7.17, 7.17) @ 2489.2 MHz; Calibrated: 2/28/2022
- Sensor-Surface: 1.4mm (Mechanical Surface Detection (Locations From Previous Scan Used)), Sensor-Surface: 1.4mm (Mechanical Surface Detection)
- Phantom: Twin-SAM V5.0 (30deg probe tilt); Type: QD 000 P40 CD; Serial: 1740

**RHS/Touch\_QPSK RB 25,12 Ch 60197/Area Scan (10x16x1):** Measurement grid: dx=12mm, dy=12mm

Maximum value of SAR (measured) = 0.197 W/kg

**RHS/Touch\_QPSK RB 25,12 Ch 60197/Zoom Scan (7x7x7)/Cube 0:** Measurement grid: dx=5mm, dy=5mm, dz=5mm

Reference Value = 9.665 V/m; Power Drift = 0.07 dB

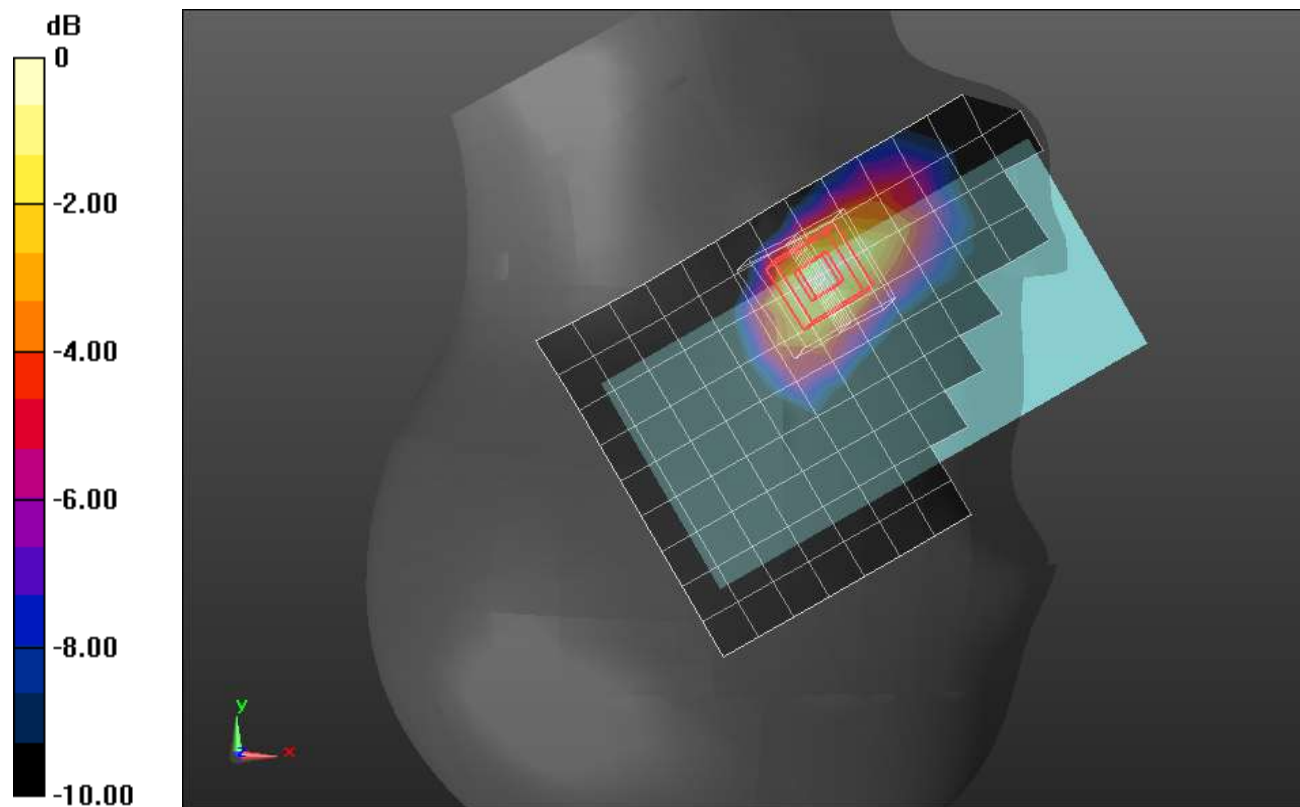
Peak SAR (extrapolated) = 0.237 W/kg

**SAR(1 g) = 0.122 W/kg; SAR(10 g) = 0.066 W/kg**

Smallest distance from peaks to all points 3 dB below = 10.2 mm

Ratio of SAR at M2 to SAR at M1 = 49.9%

Maximum value of SAR (measured) = 0.186 W/kg



0 dB = 0.186 W/kg = -7.30 dBW/kg

## LTE Band 53 ANT 1

Frequency: 2489.2 MHz; Duty Cycle: 1:1.59956; Room Ambient Temperature: 24.0°C; Liquid Temperature: 23.0°C  
Medium parameters used:  $f = 2490$  MHz;  $\sigma = 1.795$  S/m;  $\epsilon_r = 37.829$ ;  $\rho = 1000$  kg/m<sup>3</sup>

Dasy Configuration:

- Area Scan Setting: Find Secondary Maximum within 2.0 dB and with a peak SAR value greater than 0.0012 W/kg
- Electronics: DAE4 Sn1352; Calibrated: 11/9/2021
- Probe: EX3DV4 - SN3773; ConvF(7.17, 7.17, 7.17) @ 2489.2 MHz; Calibrated: 2/28/2022
- Sensor-Surface: 1.4mm (Mechanical Surface Detection)
- Phantom: Twin-SAM V5.0 (30deg probe tilt); Type: QD 000 P40 CD; Serial: 1740

**Rear/QPSK RB 25,12 Ch 60197/Area Scan (10x17x1):** Measurement grid: dx=12mm, dy=12mm

Maximum value of SAR (measured) = 0.965 W/kg

**Rear/QPSK RB 25,12 Ch 60197/Zoom Scan (8x8x7)/Cube 0:** Measurement grid: dx=5mm, dy=5mm, dz=5mm

Reference Value = 20.77 V/m; Power Drift = -0.08 dB

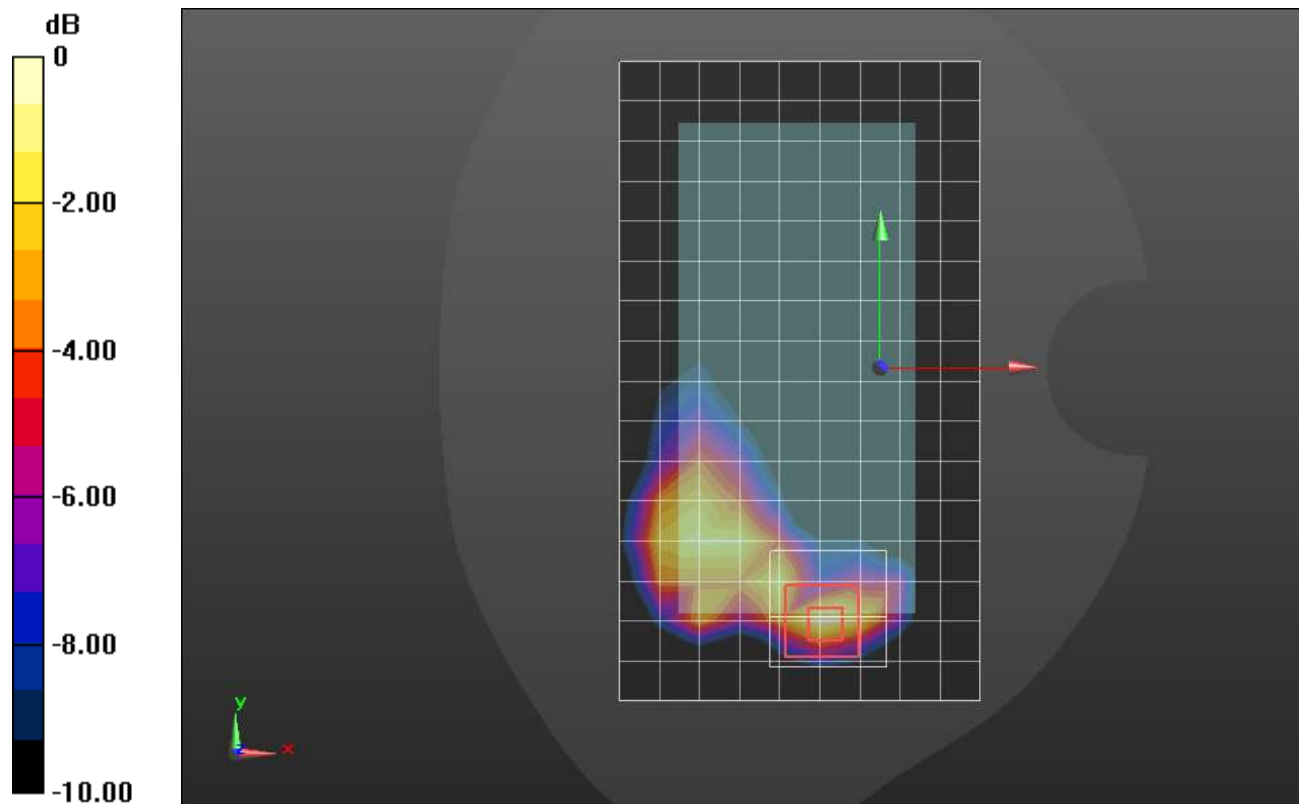
Peak SAR (extrapolated) = 1.23 W/kg

**SAR(1 g) = 0.511 W/kg; SAR(10 g) = 0.214 W/kg**

Smallest distance from peaks to all points 3 dB below = 6 mm

Ratio of SAR at M2 to SAR at M1 = 42.5%

Maximum value of SAR (measured) = 0.920 W/kg



## LTE Band 53 ANT 1

Frequency: 2489.2 MHz; Duty Cycle: 1:1.59956; Room Ambient Temperature: 24.0°C; Liquid Temperature: 23.0°C  
Medium parameters used:  $f = 2490$  MHz;  $\sigma = 1.795$  S/m;  $\epsilon_r = 37.829$ ;  $\rho = 1000$  kg/m<sup>3</sup>

Dasy Configuration:

- Area Scan Setting: Find Secondary Maximum within 2.0 dB and with a peak SAR value greater than 0.0012 W/kg
- Electronics: DAE4 Sn1352; Calibrated: 11/9/2021
- Probe: EX3DV4 - SN3773; ConvF(7.17, 7.17, 7.17) @ 2489.2 MHz; Calibrated: 2/28/2022
- Sensor-Surface: 1.4mm (Mechanical Surface Detection (Locations From Previous Scan Used)), Sensor-Surface: 1.4mm (Mechanical Surface Detection)
- Phantom: Twin-SAM V5.0 (30deg probe tilt); Type: QD 000 P40 CD; Serial: 1740

**Edge 3/QPSK RB 25,12 Ch 60197/Area Scan (7x9x1):** Measurement grid: dx=12mm, dy=12mm  
Maximum value of SAR (measured) = 0.637 W/kg

**Edge 3/QPSK RB 25,12 Ch 60197/Zoom Scan (7x7x7)/Cube 0:** Measurement grid: dx=5mm, dy=5mm, dz=5mm

Reference Value = 16.39 V/m; Power Drift = 0.11 dB

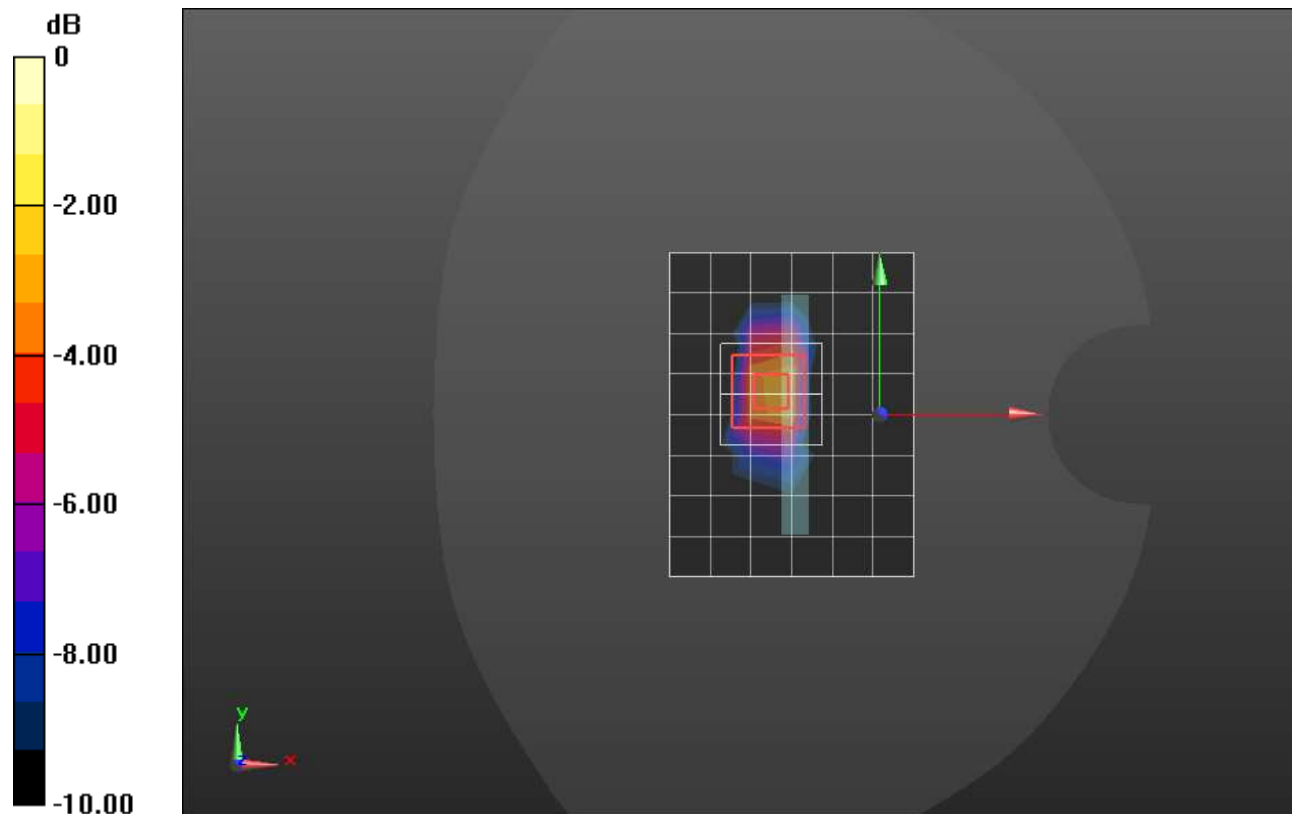
Peak SAR (extrapolated) = 1.56 W/kg

**SAR(1 g) = 0.654 W/kg; SAR(10 g) = 0.257 W/kg**

Smallest distance from peaks to all points 3 dB below = 6.1 mm

Ratio of SAR at M2 to SAR at M1 = 44.4%

Maximum value of SAR (measured) = 1.21 W/kg



0 dB = 1.21 W/kg = 0.83 dBW/kg

## LTE Band 53 ANT 2

Frequency: 2489.2 MHz; Duty Cycle: 1:1.59956; Room Ambient Temperature: 24.0°C; Liquid Temperature: 23.0°C  
Medium parameters used:  $f = 2490$  MHz;  $\sigma = 1.805$  S/m;  $\epsilon_r = 38.105$ ;  $\rho = 1000$  kg/m<sup>3</sup>

Dasy Configuration:

- Area Scan Setting: Find Secondary Maximum within 2.0 dB and with a peak SAR value greater than 0.0012 W/kg
- Electronics: DAE4 Sn1352; Calibrated: 11/9/2021
- Probe: EX3DV4 - SN3773; ConvF(7.17, 7.17, 7.17) @ 2489.2 MHz; Calibrated: 2/28/2022
- Sensor-Surface: 1.4mm (Mechanical Surface Detection (Locations From Previous Scan Used)), Sensor-Surface: 1.4mm (Mechanical Surface Detection)
- Phantom: Twin-SAM V5.0 (30deg probe tilt); Type: QD 000 P40 CD; Serial: 1740

**RHS/Touch\_QPSK RB 25,12 Ch 60197/Area Scan (10x17x1):** Measurement grid: dx=12mm, dy=12mm

Maximum value of SAR (measured) = 1.75 W/kg

**RHS/Touch\_QPSK RB 25,12 Ch 60197/Zoom Scan (7x8x7)/Cube 0:** Measurement grid: dx=5mm, dy=5mm, dz=5mm

Reference Value = 24.93 V/m; Power Drift = -0.06 dB

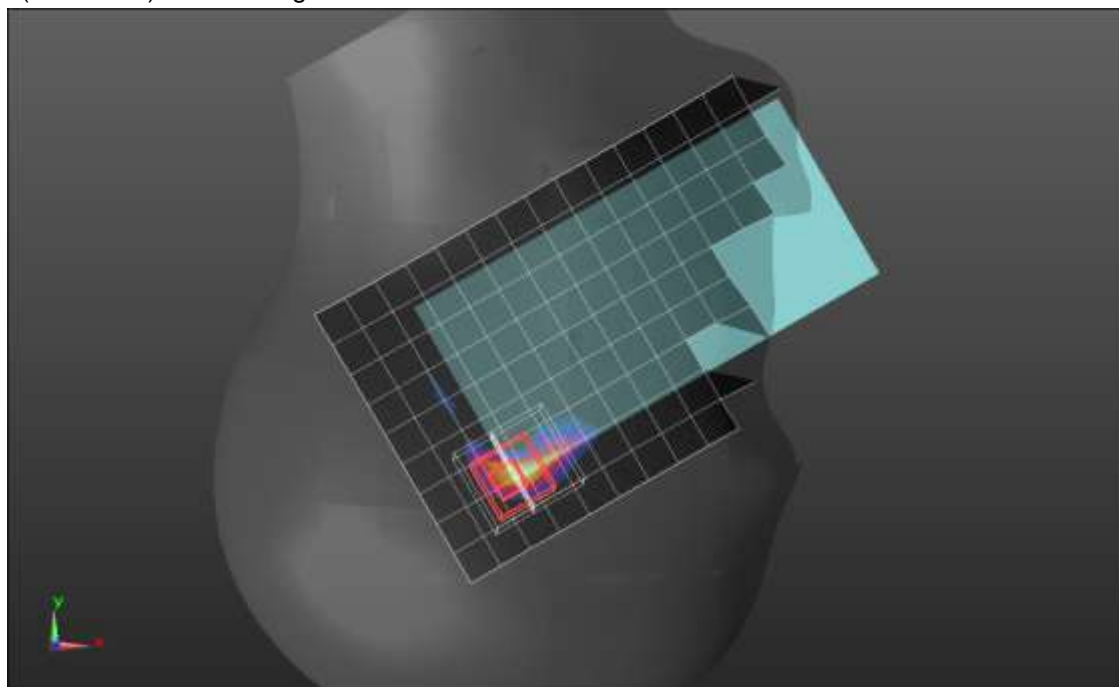
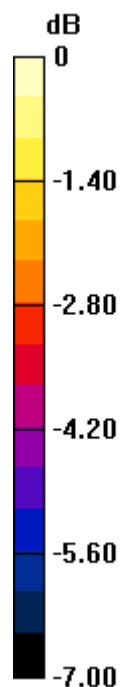
Peak SAR (extrapolated) = 2.49 W/kg

**SAR(1 g) = 0.868 W/kg; SAR(10 g) = 0.340 W/kg**

Smallest distance from peaks to all points 3 dB below = 4.5 mm

Ratio of SAR at M2 to SAR at M1 = 35.5%

Maximum value of SAR (measured) = 1.81 W/kg



0 dB = 1.81 W/kg = 2.58 dBW/kg



## LTE Band 53 ANT 2

Frequency: 2489.2 MHz; Duty Cycle: 1:1.59956; Room Ambient Temperature: 24.0°C; Liquid Temperature: 23.0°C  
Medium parameters used:  $f = 2490$  MHz;  $\sigma = 1.795$  S/m;  $\epsilon_r = 37.829$ ;  $\rho = 1000$  kg/m<sup>3</sup>

Dasy Configuration:

- Area Scan Setting: Find Secondary Maximum within 2.0 dB and with a peak SAR value greater than 0.0012 W/kg
- Electronics: DAE4 Sn1352; Calibrated: 11/9/2021
- Probe: EX3DV4 - SN3773; ConvF(7.17, 7.17, 7.17) @ 2489.2 MHz; Calibrated: 2/28/2022
- Sensor-Surface: 1.4mm (Mechanical Surface Detection)
- Phantom: Twin-SAM V5.0 (30deg probe tilt); Type: QD 000 P40 CD; Serial: 1740

**Rear/QPSK RB 25,12 Ch 60197/Area Scan (10x17x1):** Measurement grid: dx=12mm, dy=12mm

Maximum value of SAR (measured) = 1.18 W/kg

**Rear/QPSK RB 25,12 Ch 60197/Zoom Scan (8x7x7)/Cube 0:** Measurement grid: dx=5mm, dy=5mm, dz=5mm

Reference Value = 22.94 V/m; Power Drift = -0.15 dB

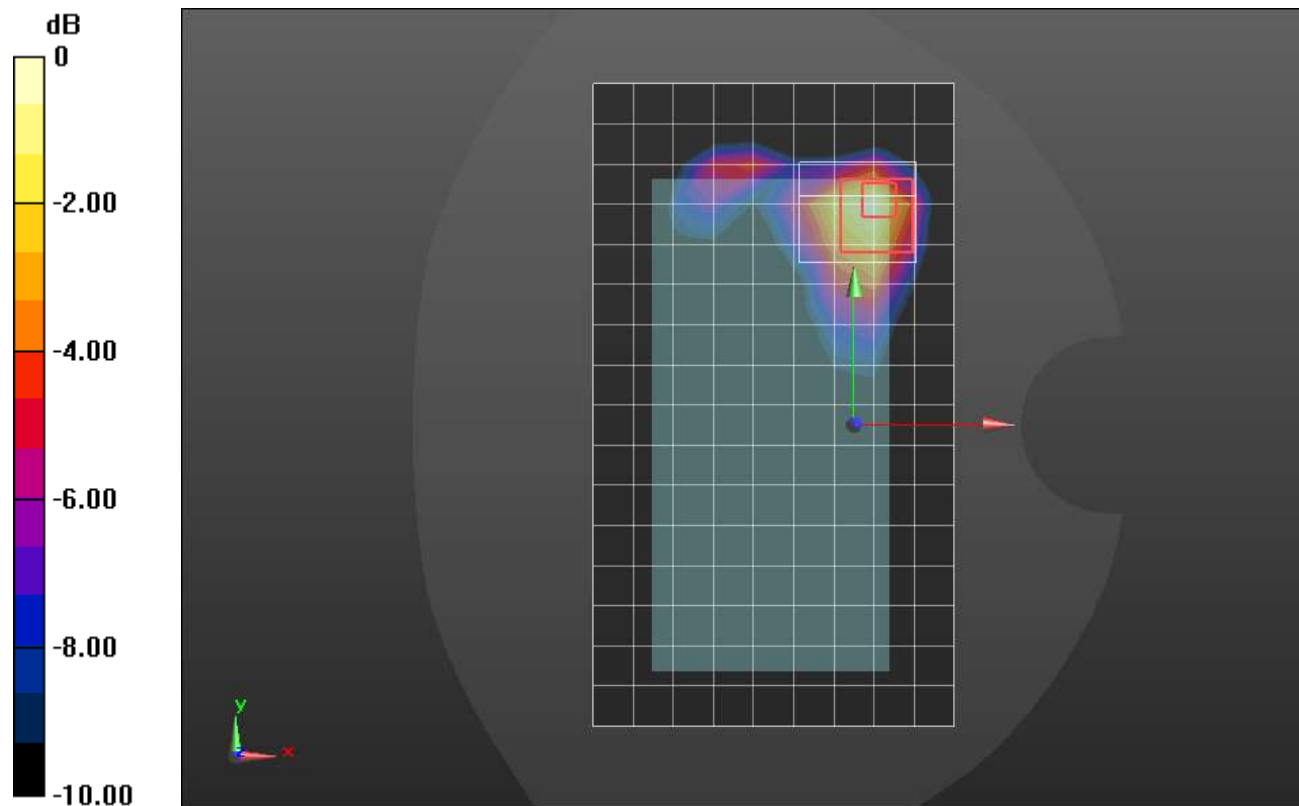
Peak SAR (extrapolated) = 1.64 W/kg

**SAR(1 g) = 0.654 W/kg; SAR(10 g) = 0.281 W/kg**

Smallest distance from peaks to all points 3 dB below = 7.1 mm

Ratio of SAR at M2 to SAR at M1 = 39.5%

Maximum value of SAR (measured) = 1.18 W/kg



0 dB = 1.18 W/kg = 0.72 dBW/kg



## LTE Band 53 ANT 2

Frequency: 2489.2 MHz; Duty Cycle: 1:1.59956; Room Ambient Temperature: 24.0°C; Liquid Temperature: 23.0°C  
Medium parameters used:  $f = 2490$  MHz;  $\sigma = 1.795$  S/m;  $\epsilon_r = 37.829$ ;  $\rho = 1000$  kg/m<sup>3</sup>

Dasy Configuration:

- Area Scan Setting: Find Secondary Maximum within 2.0 dB and with a peak SAR value greater than 0.0012 W/kg
- Electronics: DAE4 Sn1352; Calibrated: 11/9/2021
- Probe: EX3DV4 - SN3773; ConvF(7.17, 7.17, 7.17) @ 2489.2 MHz; Calibrated: 2/28/2022
- Sensor-Surface: 1.4mm (Mechanical Surface Detection (Locations From Previous Scan Used)), Sensor-Surface: 1.4mm (Mechanical Surface Detection)
- Phantom: Twin-SAM V5.0 (30deg probe tilt); Type: QD 000 P40 CD; Serial: 1740

**Edge 4/QPSK RB 50,0 Ch 60197 2/Area Scan (7x16x1):** Measurement grid: dx=12mm, dy=12mm  
Maximum value of SAR (measured) = 1.44 W/kg

**Edge 4/QPSK RB 50,0 Ch 60197 2/Zoom Scan (7x7x7)/Cube 0:** Measurement grid: dx=5mm, dy=5mm, dz=5mm

Reference Value = 25.00 V/m; Power Drift = 0.08 dB

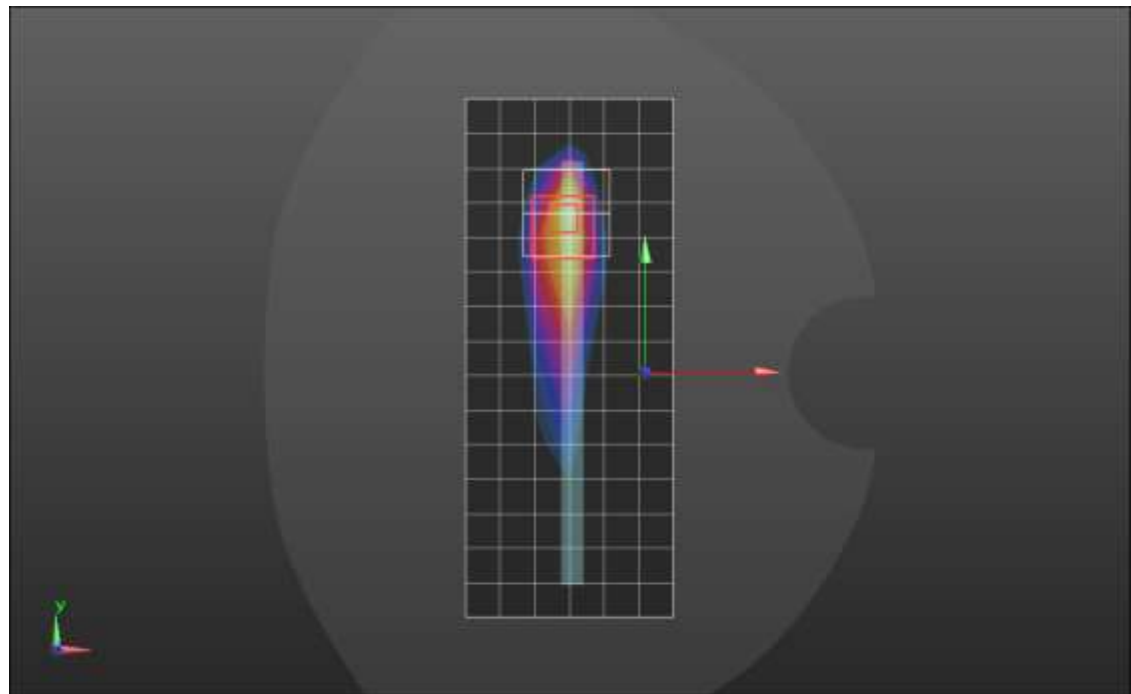
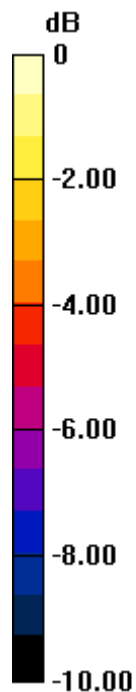
Peak SAR (extrapolated) = 2.01 W/kg

**SAR(1 g) = 0.821 W/kg; SAR(10 g) = 0.358 W/kg**

Smallest distance from peaks to all points 3 dB below = 7 mm

Ratio of SAR at M2 to SAR at M1 = 42%

Maximum value of SAR (measured) = 1.51 W/kg



0 dB = 1.51 W/kg = 1.79 dBW/kg

## LTE Band 66 ANT 1

Frequency: 1745 MHz; Duty Cycle: 1:1; Room Ambient Temperature: 24.0°C; Liquid Temperature: 23.0°C  
Medium parameters used:  $f = 1745$  MHz;  $\sigma = 1.36$  S/m;  $\epsilon_r = 39.058$ ;  $\rho = 1000$  kg/m<sup>3</sup>

Dasy Configuration:

- Area Scan Setting: Find Secondary Maximum within 2.0 dB and with a peak SAR value greater than 0.0012 W/kg
- Electronics: DAE4 Sn1258; Calibrated: 3/18/2022
- Probe: EX3DV4 - SN7498; ConvF(8.73, 8.73, 8.73) @ 1745 MHz; Calibrated: 3/24/2022
- Sensor-Surface: 1.4mm (Mechanical Surface Detection)
- Phantom: Twin-SAM V8.0 (20deg probe tilt); Type: QD 000 P41 AA; Serial: 1956

**RHS/Touch\_QPSK RB 1,49 Ch 132322/Area Scan (9x13x1):** Measurement grid: dx=15mm, dy=15mm  
Maximum value of SAR (measured) = 0.248 W/kg

**RHS/Touch\_QPSK RB 1,49 Ch 132322/Zoom Scan (5x5x7)/Cube 0:** Measurement grid: dx=8mm, dy=8mm, dz=5mm

Reference Value = 12.69 V/m; Power Drift = 0.00 dB

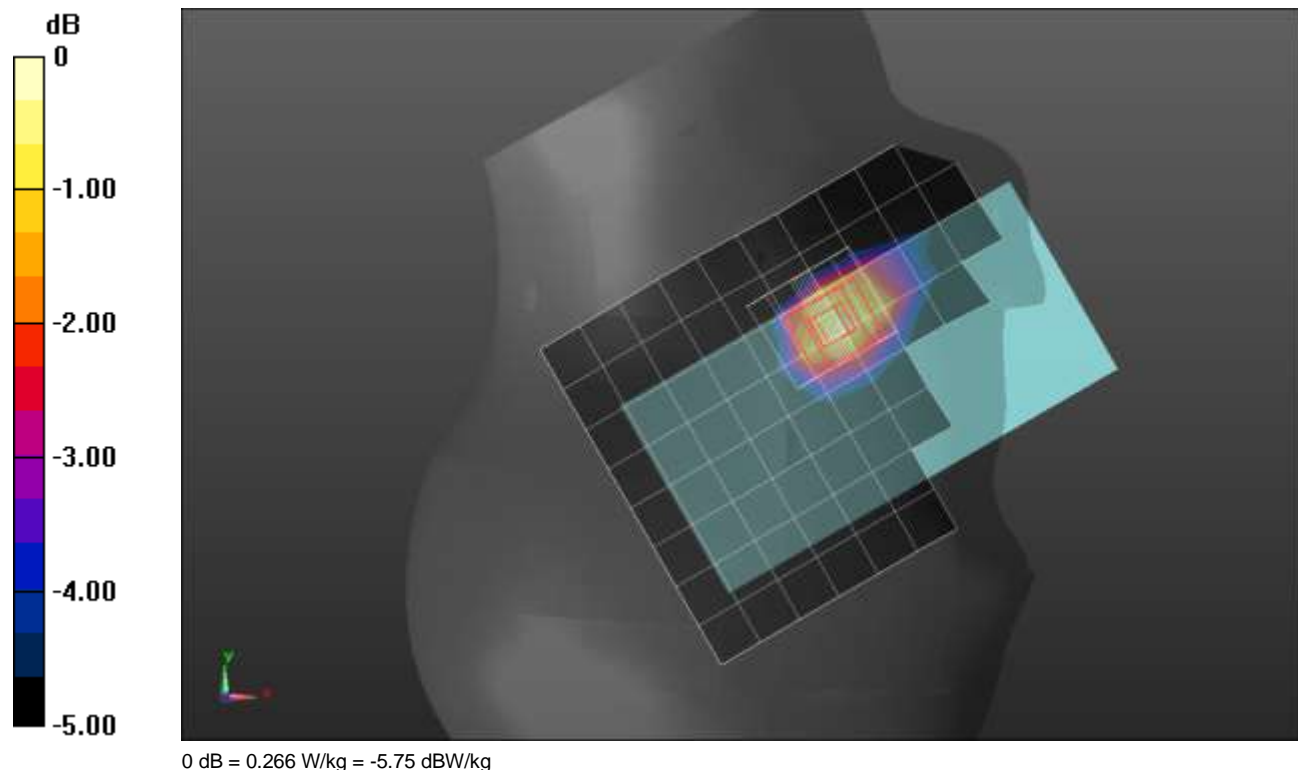
Peak SAR (extrapolated) = 0.312 W/kg

**SAR(1 g) = 0.200 W/kg; SAR(10 g) = 0.127 W/kg**

Smallest distance from peaks to all points 3 dB below = 12.6 mm

Ratio of SAR at M2 to SAR at M1 = 64.4%

Maximum value of SAR (measured) = 0.266 W/kg



## LTE Band 66 ANT 1

Frequency: 1745 MHz; Duty Cycle: 1:1; Room Ambient Temperature: 24.0°C; Liquid Temperature: 23.0°C  
Medium parameters used:  $f = 1745$  MHz;  $\sigma = 1.405$  S/m;  $\epsilon_r = 38.15$ ;  $\rho = 1000$  kg/m<sup>3</sup>

Dasy Configuration:

- Area Scan Setting: Find Secondary Maximum within 2.0 dB and with a peak SAR value greater than 0.0012 W/kg
- Electronics: DAE4 Sn1258; Calibrated: 3/18/2022
- Probe: EX3DV4 - SN7498; ConvF(8.73, 8.73, 8.73) @ 1745 MHz; Calibrated: 3/24/2022
- Sensor-Surface: 1.4mm (Mechanical Surface Detection (Locations From Previous Scan Used)), Sensor-Surface: 1.4mm (Mechanical Surface Detection)
- Phantom: Twin-SAM V8.0 (20deg probe tilt); Type: QD 000 P41 AA; Serial: 1956

**Rear/QPSK RB 50,24 Ch 132322/Area Scan (8x13x1):** Measurement grid: dx=15mm, dy=15mm

Maximum value of SAR (measured) = 0.690 W/kg

**Rear/QPSK RB 50,24 Ch 132322/Zoom Scan (5x5x7)/Cube 0:** Measurement grid: dx=8mm, dy=8mm, dz=5mm

Reference Value = 26.89 V/m; Power Drift = -0.12 dB

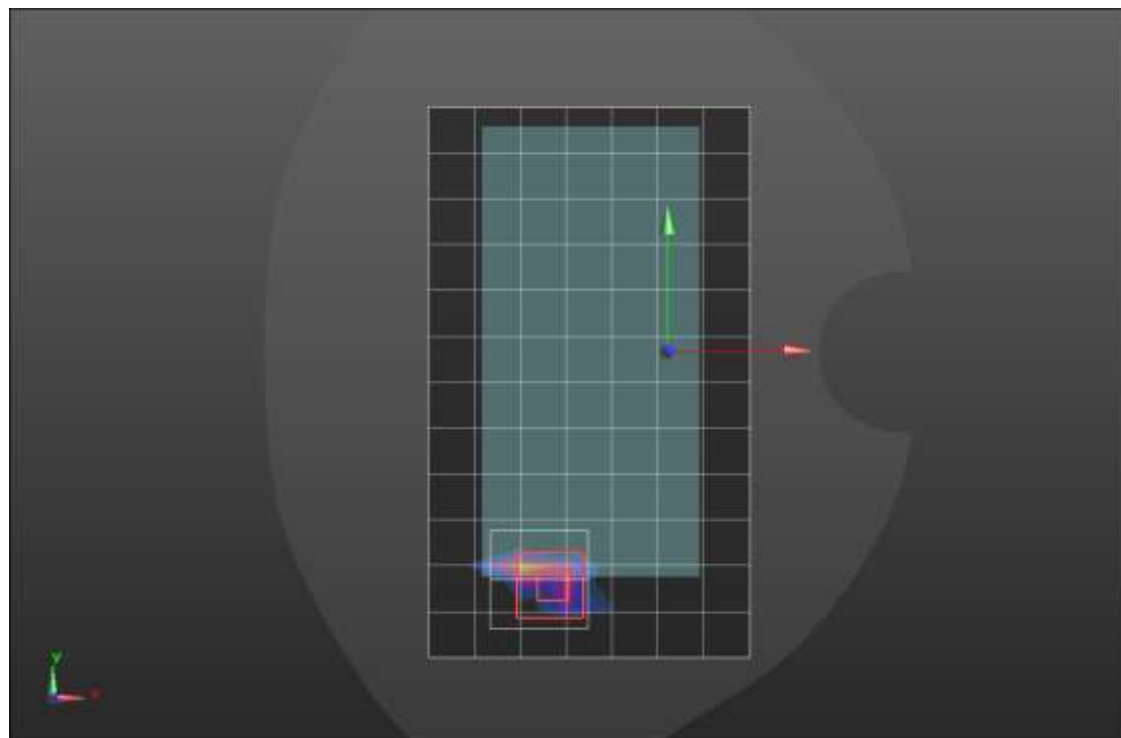
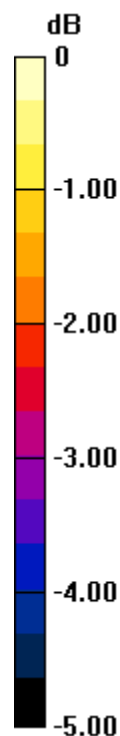
Peak SAR (extrapolated) = 1.15 W/kg

**SAR(1 g) = 0.574 W/kg; SAR(10 g) = 0.282 W/kg**

Smallest distance from peaks to all points 3 dB below = 6.6 mm

Ratio of SAR at M2 to SAR at M1 = 48.4%

Maximum value of SAR (measured) = 0.937 W/kg



0 dB = 0.937 W/kg = -0.28 dBW/kg

## LTE Band 66 ANT 1

Frequency: 1770 MHz; Duty Cycle: 1:1; Room Ambient Temperature: 24.0°C; Liquid Temperature: 23.0°C  
Medium parameters used:  $f = 1770$  MHz;  $\sigma = 1.416$  S/m;  $\epsilon_r = 38.168$ ;  $\rho = 1000$  kg/m<sup>3</sup>

Dasy Configuration:

- Area Scan Setting: Find Secondary Maximum within 2.0 dB and with a peak SAR value greater than 0.0012 W/kg
- Electronics: DAE4 Sn1258; Calibrated: 3/18/2022
- Probe: EX3DV4 - SN7498; ConvF(8.73, 8.73, 8.73) @ 1770 MHz; Calibrated: 3/24/2022
- Sensor-Surface: 1.4mm (Mechanical Surface Detection)
- Phantom: Twin-SAM V8.0 (20deg probe tilt); Type: QD 000 P41 AA; Serial: 1956

**Edge 3/QPSK RB 50,24 Ch 132572/Area Scan (6x10x1):** Measurement grid: dx=15mm, dy=15mm  
Maximum value of SAR (measured) = 1.21 W/kg

**Edge 3/QPSK RB 50,24 Ch 132572/Zoom Scan (5x5x7)/Cube 0:** Measurement grid: dx=8mm, dy=8mm, dz=5mm

Reference Value = 32.76 V/m; Power Drift = -0.19 dB

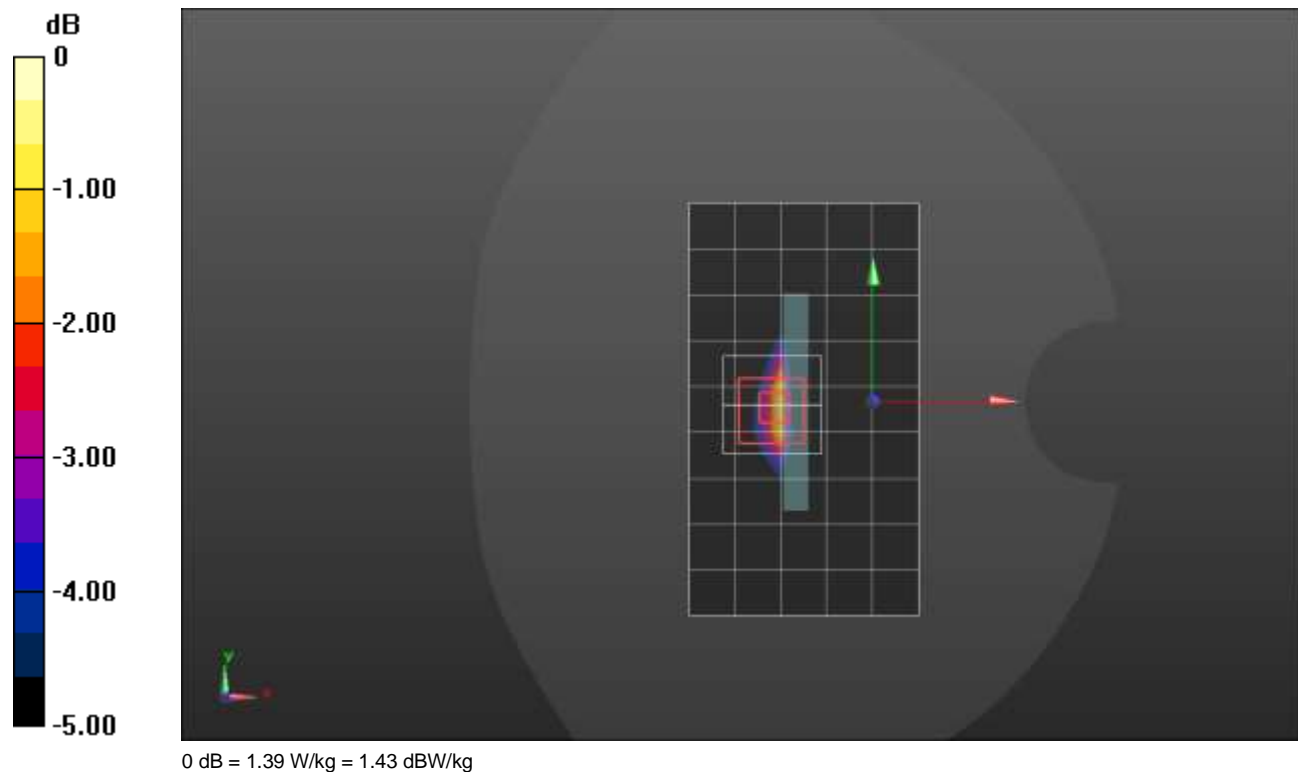
Peak SAR (extrapolated) = 1.70 W/kg

**SAR(1 g) = 0.848 W/kg; SAR(10 g) = 0.393 W/kg**

Smallest distance from peaks to all points 3 dB below = 8 mm

Ratio of SAR at M2 to SAR at M1 = 51.3%

Maximum value of SAR (measured) = 1.39 W/kg



## LTE Band 66 ANT 2

Frequency: 1720 MHz; Duty Cycle: 1:1; Room Ambient Temperature: 24.0°C; Liquid Temperature: 23.0°C  
Medium parameters used:  $f = 1720$  MHz;  $\sigma = 1.322$  S/m;  $\epsilon_r = 39.924$ ;  $\rho = 1000$  kg/m<sup>3</sup>

Dasy Configuration:

- Area Scan Setting: Find Secondary Maximum within 2.0 dB and with a peak SAR value greater than 0.0012 W/kg
- Electronics: DAE4 Sn1545; Calibrated: 2/23/2022
- Probe: EX3DV4 - SN7500; ConvF(8.42, 8.42, 8.42) @ 1720 MHz; Calibrated: 3/25/2022
- Sensor-Surface: 1.4mm (Mechanical Surface Detection)
- Phantom: Twin-SAM V8.0 (30deg probe tilt); Type: QD 000 P41 Ax; Serial: xxxx

**RHS/Touch\_QPSK RB 50,24 Ch 132072/Area Scan (8x13x1):** Measurement grid: dx=15mm, dy=15mm

Maximum value of SAR (measured) = 1.44 W/kg

**RHS/Touch\_QPSK RB 50,24 Ch 132072/Zoom Scan (5x5x7)/Cube 0:** Measurement grid: dx=8mm, dy=8mm, dz=5mm

Reference Value = 26.15 V/m; Power Drift = 0.02 dB

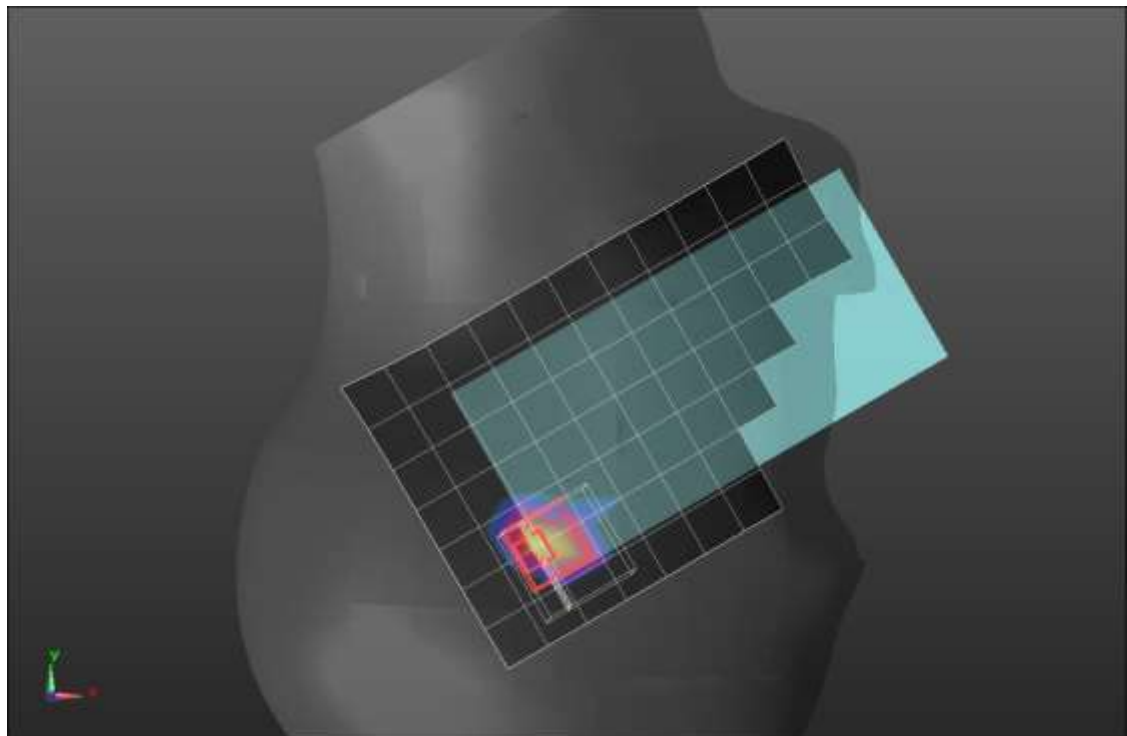
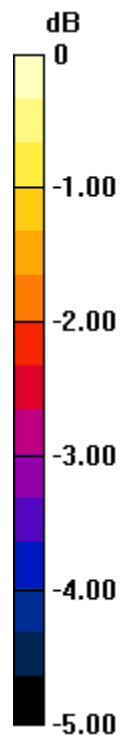
Peak SAR (extrapolated) = 2.15 W/kg

**SAR(1 g) = 0.919 W/kg; SAR(10 g) = 0.464 W/kg**

Smallest distance from peaks to all points 3 dB below = 6.6 mm

Ratio of SAR at M2 to SAR at M1 = 40.3%

Maximum value of SAR (measured) = 1.67 W/kg



0 dB = 1.67 W/kg = 2.23 dBW/kg

## LTE Band 66 ANT 2

Frequency: 1720 MHz; Duty Cycle: 1:1; Room Ambient Temperature: 24.0°C; Liquid Temperature: 23.0°C  
Medium parameters used:  $f = 1720$  MHz;  $\sigma = 1.394$  S/m;  $\epsilon_r = 38.145$ ;  $\rho = 1000$  kg/m<sup>3</sup>

Dasy Configuration:

- Area Scan Setting: Find Secondary Maximum within 2.0 dB and with a peak SAR value greater than 0.0012 W/kg
- Electronics: DAE4 Sn1258; Calibrated: 3/18/2022
- Probe: EX3DV4 - SN7498; ConvF(8.73, 8.73, 8.73) @ 1720 MHz; Calibrated: 3/24/2022
- Sensor-Surface: 1.4mm (Mechanical Surface Detection)
- Phantom: Twin-SAM V8.0 (20deg probe tilt); Type: QD 000 P41 AA; Serial: 1956

**Rear/QPSK RB 50,24 Ch 132072/Area Scan (8x15x1):** Measurement grid: dx=15mm, dy=15mm  
Maximum value of SAR (measured) = 1.46 W/kg

**Rear/QPSK RB 50,24 Ch 132072/Zoom Scan (5x5x7)/Cube 0:** Measurement grid: dx=8mm, dy=8mm, dz=5mm

Reference Value = 34.94 V/m; Power Drift = -0.06 dB

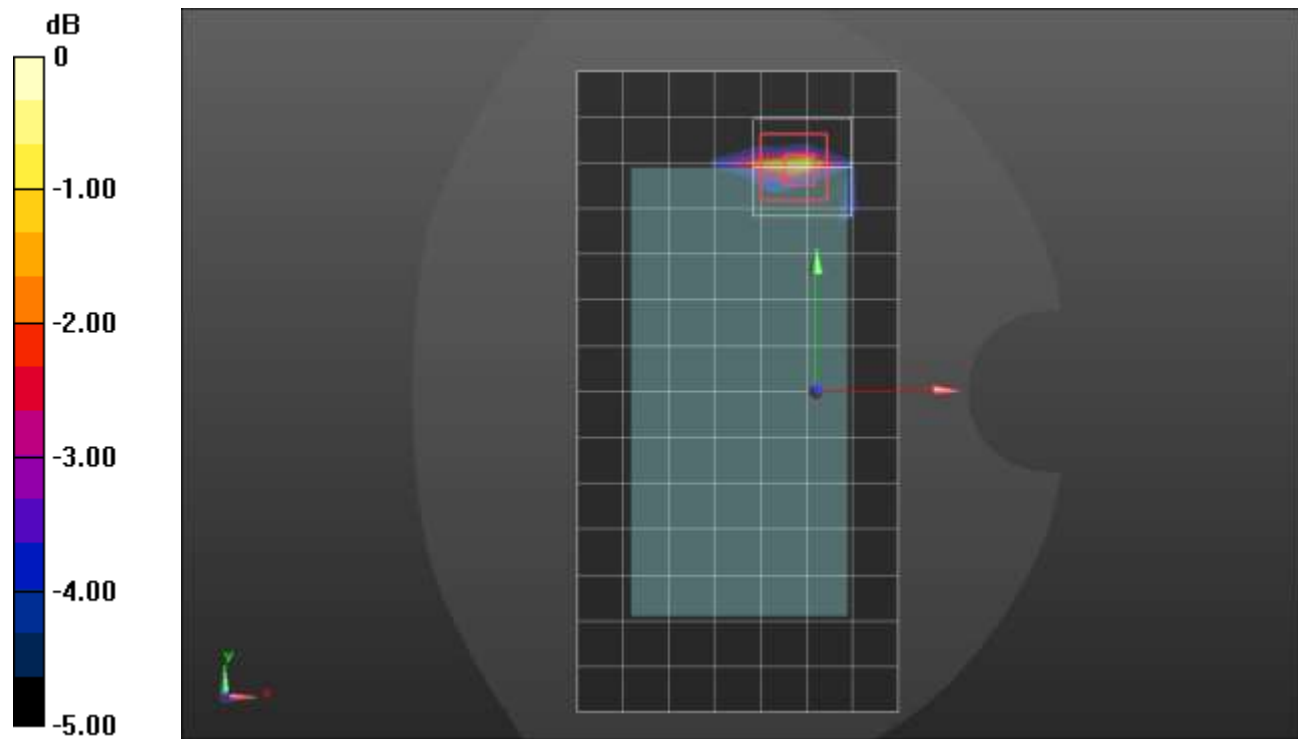
Peak SAR (extrapolated) = 1.97 W/kg

**SAR(1 g) = 0.944 W/kg; SAR(10 g) = 0.449 W/kg**

Smallest distance from peaks to all points 3 dB below = 8 mm

Ratio of SAR at M2 to SAR at M1 = 51.1%

Maximum value of SAR (measured) = 1.57 W/kg



## LTE Band 66 ANT 3

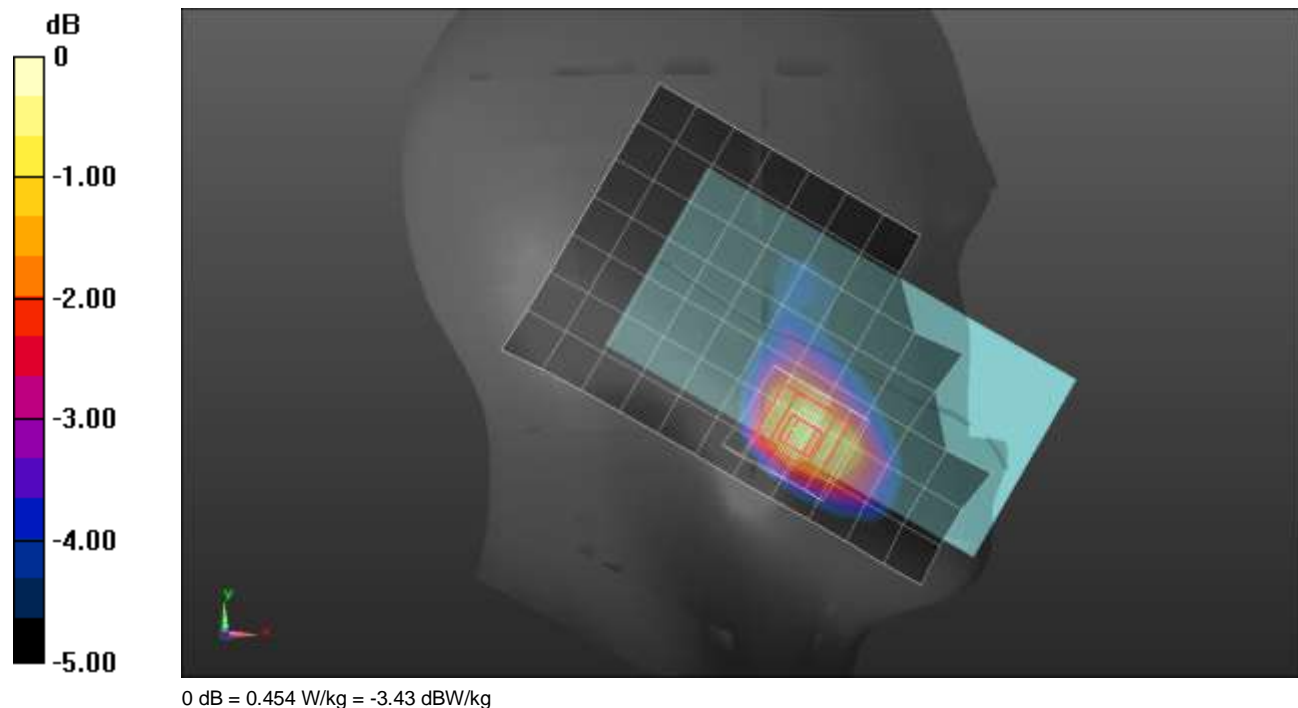
Frequency: 1745 MHz; Duty Cycle: 1:1; Room Ambient Temperature: 24.0°C; Liquid Temperature: 23.0°C  
Medium parameters used:  $f = 1745$  MHz;  $\sigma = 1.339$  S/m;  $\epsilon_r = 39.912$ ;  $\rho = 1000$  kg/m<sup>3</sup>

Dasy Configuration:

- Area Scan Setting: Find Secondary Maximum within 2.0 dB and with a peak SAR value greater than 0.0012 W/kg
- Electronics: DAE4 Sn1545; Calibrated: 2/23/2022
- Probe: EX3DV4 - SN7500; ConvF(8.42, 8.42, 8.42) @ 1745 MHz; Calibrated: 3/25/2022
- Sensor-Surface: 1.4mm (Mechanical Surface Detection)
- Phantom: Twin-SAM V8.0 (30deg probe tilt); Type: QD 000 P41 Ax; Serial: xxxx

**LHS/Touch\_QPSK RB 1,49 Ch 132322/Area Scan (8x13x1):** Measurement grid: dx=15mm, dy=15mm  
Maximum value of SAR (measured) = 0.410 W/kg

**LHS/Touch\_QPSK RB 1,49 Ch 132322/Zoom Scan (5x5x7)/Cube 0:** Measurement grid: dx=8mm, dy=8mm, dz=5mm  
Reference Value = 18.50 V/m; Power Drift = 0.06 dB  
Peak SAR (extrapolated) = 0.522 W/kg  
**SAR(1 g) = 0.331 W/kg; SAR(10 g) = 0.209 W/kg**  
Smallest distance from peaks to all points 3 dB below = 15.6 mm  
Ratio of SAR at M2 to SAR at M1 = 63.3%  
Maximum value of SAR (measured) = 0.454 W/kg



## LTE Band 66 ANT 3

Frequency: 1745 MHz; Duty Cycle: 1:1; Room Ambient Temperature: 24.0°C; Liquid Temperature: 23.0°C  
Medium parameters used:  $f = 1745$  MHz;  $\sigma = 1.358$  S/m;  $\epsilon_r = 38.91$ ;  $\rho = 1000$  kg/m<sup>3</sup>

Dasy Configuration:

- Area Scan Setting: Find Secondary Maximum within 2.0 dB and with a peak SAR value greater than 0.0012 W/kg
- Electronics: DAE4 Sn1545; Calibrated: 2/23/2022
- Probe: EX3DV4 - SN7500; ConvF(8.42, 8.42, 8.42) @ 1745 MHz; Calibrated: 3/25/2022
- Sensor-Surface: 1.4mm (Mechanical Surface Detection)
- Phantom: Twin-SAM V8.0 (30deg probe tilt); Type: QD 000 P41 Ax; Serial: xxxx

**Rear/QPSK RB 1,49 Ch 132322 Q20.8/Area Scan (8x14x1):** Measurement grid: dx=15mm, dy=15mm  
Maximum value of SAR (measured) = 1.14 W/kg

**Rear/QPSK RB 1,49 Ch 132322 Q20.8/Zoom Scan (5x5x7)/Cube 0:** Measurement grid: dx=8mm, dy=8mm, dz=5mm

Reference Value = 31.41 V/m; Power Drift = 0.01 dB

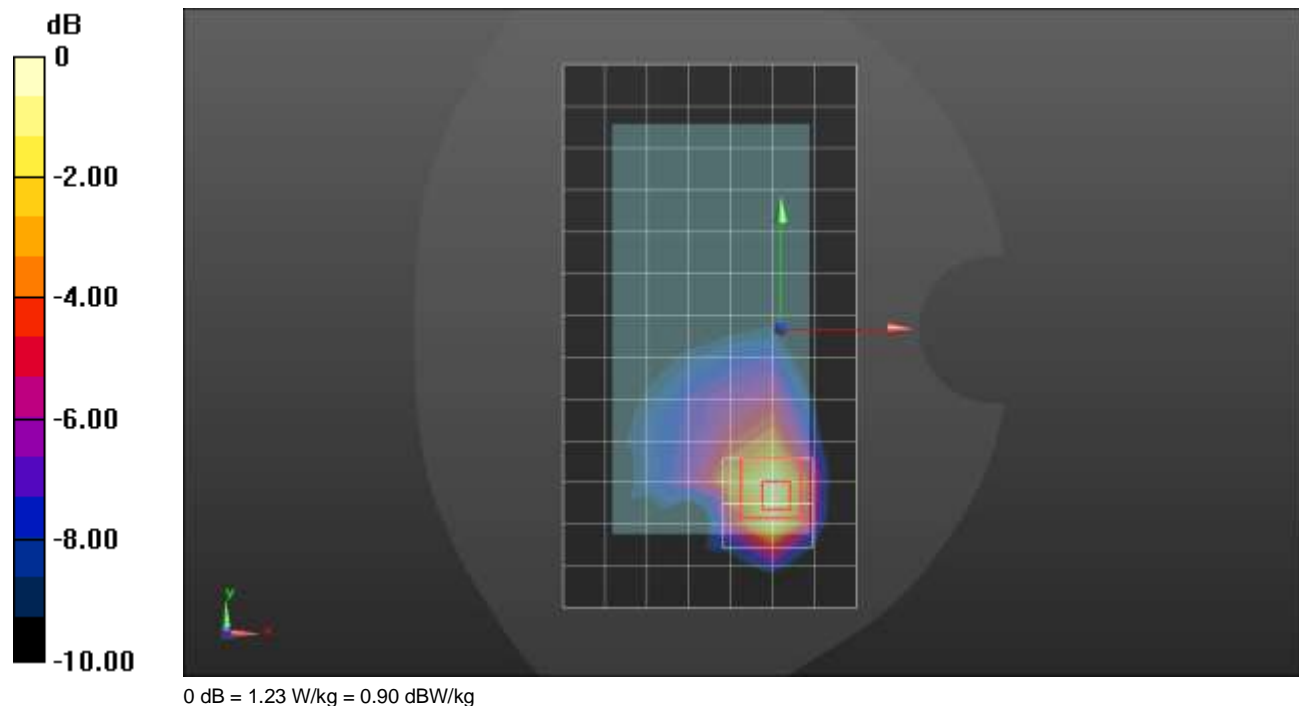
Peak SAR (extrapolated) = 1.65 W/kg

**SAR(1 g) = 0.829 W/kg; SAR(10 g) = 0.435 W/kg**

Smallest distance from peaks to all points 3 dB below = 9.6 mm

Ratio of SAR at M2 to SAR at M1 = 49.7%

Maximum value of SAR (measured) = 1.23 W/kg





## LTE Band 66 ANT 4

Frequency: 1770 MHz; Duty Cycle: 1:1; Room Ambient Temperature: 24.0°C; Liquid Temperature: 23.0°C  
Medium parameters used:  $f = 1770$  MHz;  $\sigma = 1.369$  S/m;  $\epsilon_r = 38.917$ ;  $\rho = 1000$  kg/m<sup>3</sup>

Dasy Configuration:

- Area Scan Setting: Find Secondary Maximum within 2.0 dB and with a peak SAR value greater than 0.0012 W/kg
- Electronics: DAE4 Sn1545; Calibrated: 2/23/2022
- Probe: EX3DV4 - SN7500; ConvF(8.42, 8.42, 8.42) @ 1770 MHz; Calibrated: 3/25/2022
- Sensor-Surface: 1.4mm (Mechanical Surface Detection)
- Phantom: Twin-SAM V8.0 (20deg probe tilt); Type: QD 000 P41 AA; Serial: 1948

**LHS/Touch\_QPSK RB 1,49 Ch 132572/Area Scan (8x13x1):** Measurement grid: dx=15mm, dy=15mm  
Maximum value of SAR (measured) = 1.13 W/kg

**LHS/Touch\_QPSK RB 1,49 Ch 132572/Zoom Scan (5x5x7)/Cube 0:** Measurement grid: dx=8mm, dy=8mm, dz=5mm

Reference Value = 34.27 V/m; Power Drift = 0.01 dB

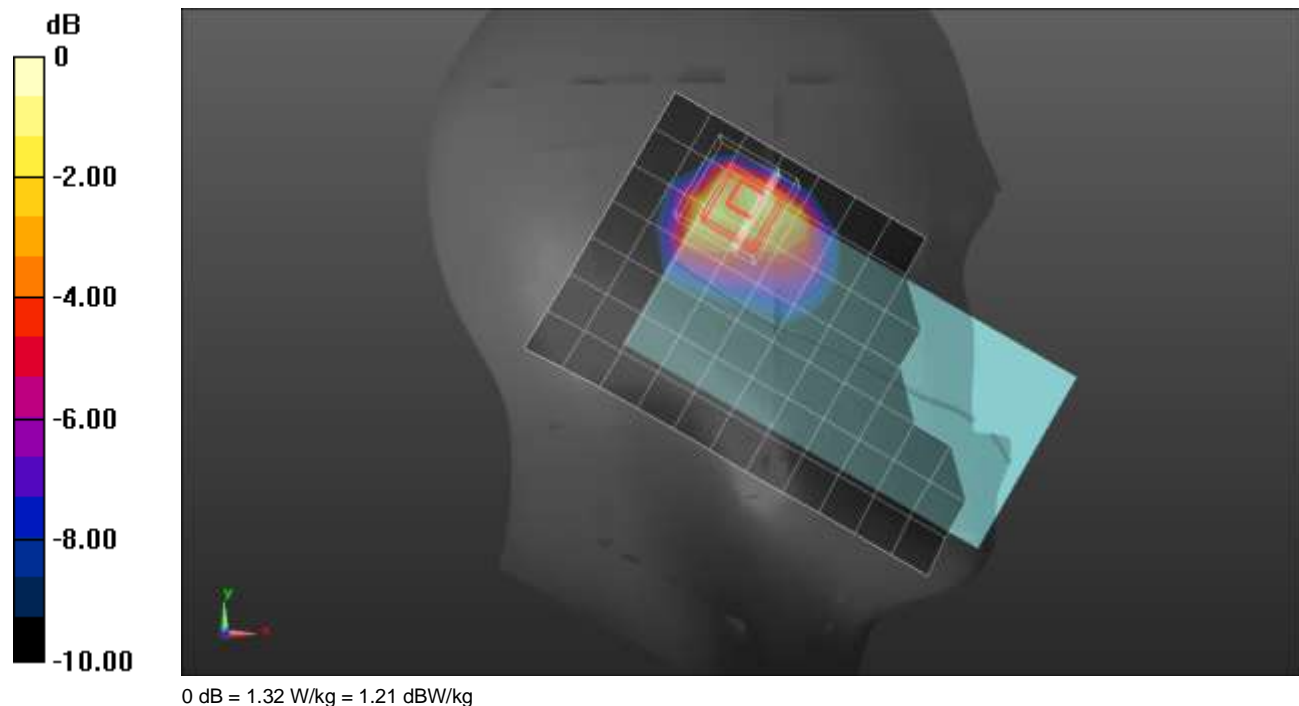
Peak SAR (extrapolated) = 1.78 W/kg

**SAR(1 g) = 0.809 W/kg; SAR(10 g) = 0.418 W/kg**

Smallest distance from peaks to all points 3 dB below = 5.8 mm

Ratio of SAR at M2 to SAR at M1 = 47.5%

Maximum value of SAR (measured) = 1.32 W/kg



## LTE Band 66 ANT 4

Frequency: 1745 MHz; Duty Cycle: 1:1; Room Ambient Temperature: 24.0°C; Liquid Temperature: 23.0°C  
Medium parameters used:  $f = 1745$  MHz;  $\sigma = 1.358$  S/m;  $\epsilon_r = 38.91$ ;  $\rho = 1000$  kg/m<sup>3</sup>

Dasy Configuration:

- Area Scan Setting: Find Secondary Maximum within 2.0 dB and with a peak SAR value greater than 0.0012 W/kg
- Electronics: DAE4 Sn1545; Calibrated: 2/23/2022
- Probe: EX3DV4 - SN7500; ConvF(8.42, 8.42, 8.42) @ 1745 MHz; Calibrated: 3/25/2022
- Sensor-Surface: 1.4mm (Mechanical Surface Detection)
- Phantom: Twin-SAM V8.0 (30deg probe tilt); Type: QD 000 P41 Ax; Serial: xxxx

**Rear/QPSK RB 50,24 Ch 132322/Area Scan (8x14x1):** Measurement grid: dx=15mm, dy=15mm

Maximum value of SAR (measured) = 0.852 W/kg

**Rear/QPSK RB 50,24 Ch 132322/Zoom Scan (5x5x7)/Cube 0:** Measurement grid: dx=8mm, dy=8mm, dz=5mm

Reference Value = 19.70 V/m; Power Drift = 0.00 dB

Peak SAR (extrapolated) = 1.21 W/kg

**SAR(1 g) = 0.550 W/kg; SAR(10 g) = 0.297 W/kg**

Smallest distance from peaks to all points 3 dB below = 9.7 mm

Ratio of SAR at M2 to SAR at M1 = 45.9%

Maximum value of SAR (measured) = 0.931 W/kg



## LTE Band 66 ANT 4

Frequency: 1745 MHz; Duty Cycle: 1:1; Room Ambient Temperature: 24.0°C; Liquid Temperature: 23.0°C  
Medium parameters used:  $f = 1745$  MHz;  $\sigma = 1.339$  S/m;  $\epsilon_r = 39.912$ ;  $\rho = 1000$  kg/m<sup>3</sup>

Dasy Configuration:

- Area Scan Setting: Find Secondary Maximum within 2.0 dB and with a peak SAR value greater than 0.0012 W/kg
- Electronics: DAE4 Sn1545; Calibrated: 2/23/2022
- Probe: EX3DV4 - SN7500; ConvF(8.42, 8.42, 8.42) @ 1745 MHz; Calibrated: 3/25/2022
- Sensor-Surface: 1.4mm (Mechanical Surface Detection (Locations From Previous Scan Used)), Sensor-Surface: 1.4mm (Mechanical Surface Detection)
- Phantom: Twin-SAM V8.0 (30deg probe tilt); Type: QD 000 P41 Ax; Serial: xxxx

**Edge 2/QPSK RB 50,24 Ch 132322/Area Scan (6x13x1):** Measurement grid: dx=15mm, dy=15mm  
Maximum value of SAR (measured) = 1.24 W/kg

**Edge 2/QPSK RB 50,24 Ch 132322/Zoom Scan (5x5x7)/Cube 0:** Measurement grid: dx=8mm, dy=8mm, dz=5mm

Reference Value = 25.99 V/m; Power Drift = 0.05 dB

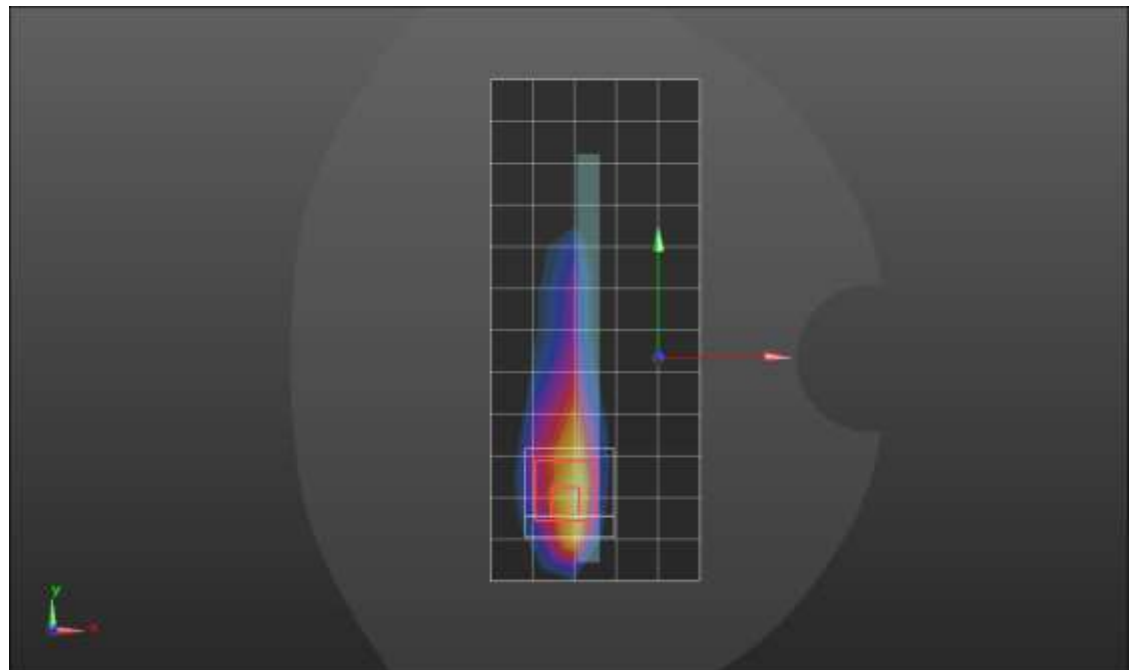
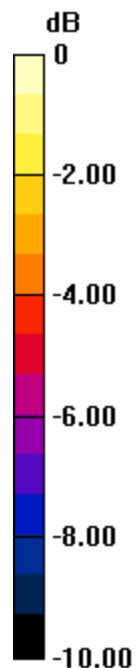
Peak SAR (extrapolated) = 1.74 W/kg

**SAR(1 g) = 0.821 W/kg; SAR(10 g) = 0.391 W/kg**

Smallest distance from peaks to all points 3 dB below = 6.6 mm

Ratio of SAR at M2 to SAR at M1 = 47.7%

Maximum value of SAR (measured) = 1.36 W/kg



0 dB = 1.36 W/kg = 1.34 dBW/kg

## LTE Band 71 ANT 1

Frequency: 680.5 MHz; Duty Cycle: 1:1; Room Ambient Temperature: 24.0°C; Liquid Temperature: 23.0°C  
Medium parameters used (interpolated):  $f = 680.5$  MHz;  $\sigma = 0.824$  S/m;  $\epsilon_r = 43.324$ ;  $\rho = 1000$  kg/m<sup>3</sup>

Dasy Configuration:

- Area Scan Setting: Find Secondary Maximum within 2.0 dB and with a peak SAR value greater than 0.0012 W/kg
- Electronics: DAE4 Sn1380; Calibrated: 8/11/2021
- Probe: EX3DV4 - SN3686; ConvF(9.75, 9.75, 9.75) @ 680.5 MHz; Calibrated: 1/18/2022
- Sensor-Surface: 1.4mm (Mechanical Surface Detection)
- Phantom: Twin-SAM V5.0 (30deg probe tilt); Type: QD 000 P40 CD; Serial: xxxx

**RHS/Touch\_QPSK RB 1,49 Ch 133297/Area Scan (9x14x1):** Measurement grid: dx=15mm, dy=15mm

[Info: Interpolated medium parameters used for SAR evaluation.](#)

Maximum value of SAR (measured) = 0.177 W/kg

**RHS/Touch\_QPSK RB 1,49 Ch 133297/Zoom Scan (5x5x7)/Cube 0:** Measurement grid: dx=8mm, dy=8mm, dz=5mm

Reference Value = 15.07 V/m; Power Drift = -0.16 dB

Peak SAR (extrapolated) = 0.202 W/kg

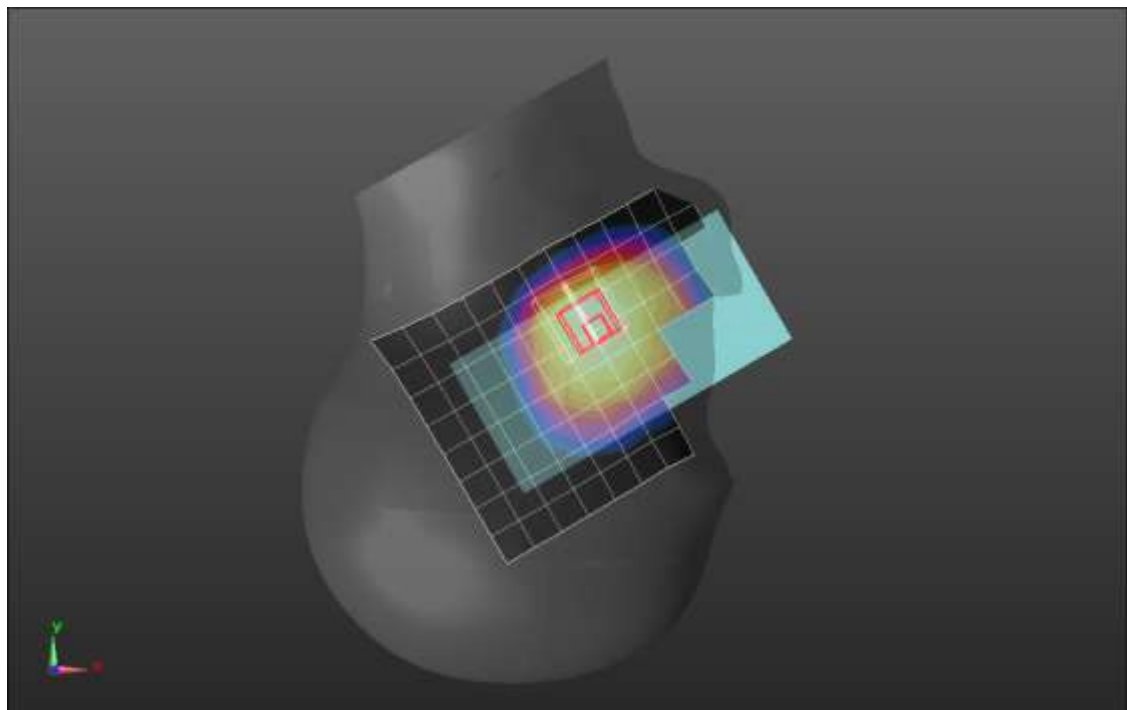
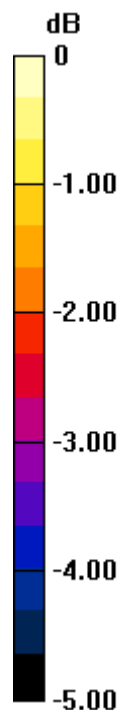
**SAR(1 g) = 0.154 W/kg; SAR(10 g) = 0.125 W/kg**

Smallest distance from peaks to all points 3 dB below: Larger than measurement grid (> 16 mm)

Ratio of SAR at M2 to SAR at M1 = 72%

[Info: Interpolated medium parameters used for SAR evaluation.](#)

Maximum value of SAR (measured) = 0.177 W/kg



0 dB = 0.177 W/kg = -7.52 dBW/kg

## LTE Band 71 ANT 1

Frequency: 680.5 MHz; Duty Cycle: 1:1; Room Ambient Temperature: 24.0°C; Liquid Temperature: 23.0°C  
Medium parameters used (interpolated):  $f = 680.5$  MHz;  $\sigma = 0.848$  S/m;  $\epsilon_r = 42.255$ ;  $\rho = 1000$  kg/m<sup>3</sup>

Dasy Configuration:

- Area Scan Setting: Find Secondary Maximum within 2.0 dB and with a peak SAR value greater than 0.0012 W/kg
- Electronics: DAE4 Sn1380; Calibrated: 8/11/2021
- Probe: EX3DV4 - SN3686; ConvF(9.75, 9.75, 9.75) @ 680.5 MHz; Calibrated: 1/18/2022
- Sensor-Surface: 1.4mm (Mechanical Surface Detection)
- Phantom: Twin-SAM V5.0 (30deg probe tilt); Type: QD 000 P40 CD; Serial: xxxx

**Rear/Spotcheck QPSK RB 1,49 Ch 133297/Area Scan (9x14x1):** Measurement grid: dx=15mm, dy=15mm

[Info: Interpolated medium parameters used for SAR evaluation.](#)

Maximum value of SAR (measured) = 0.914 W/kg

**Rear/Spotcheck QPSK RB 1,49 Ch 133297/Zoom Scan (5x5x7)/Cube 0:** Measurement grid: dx=8mm, dy=8mm, dz=5mm

Reference Value = 33.90 V/m; Power Drift = 0.04 dB

Peak SAR (extrapolated) = 1.27 W/kg

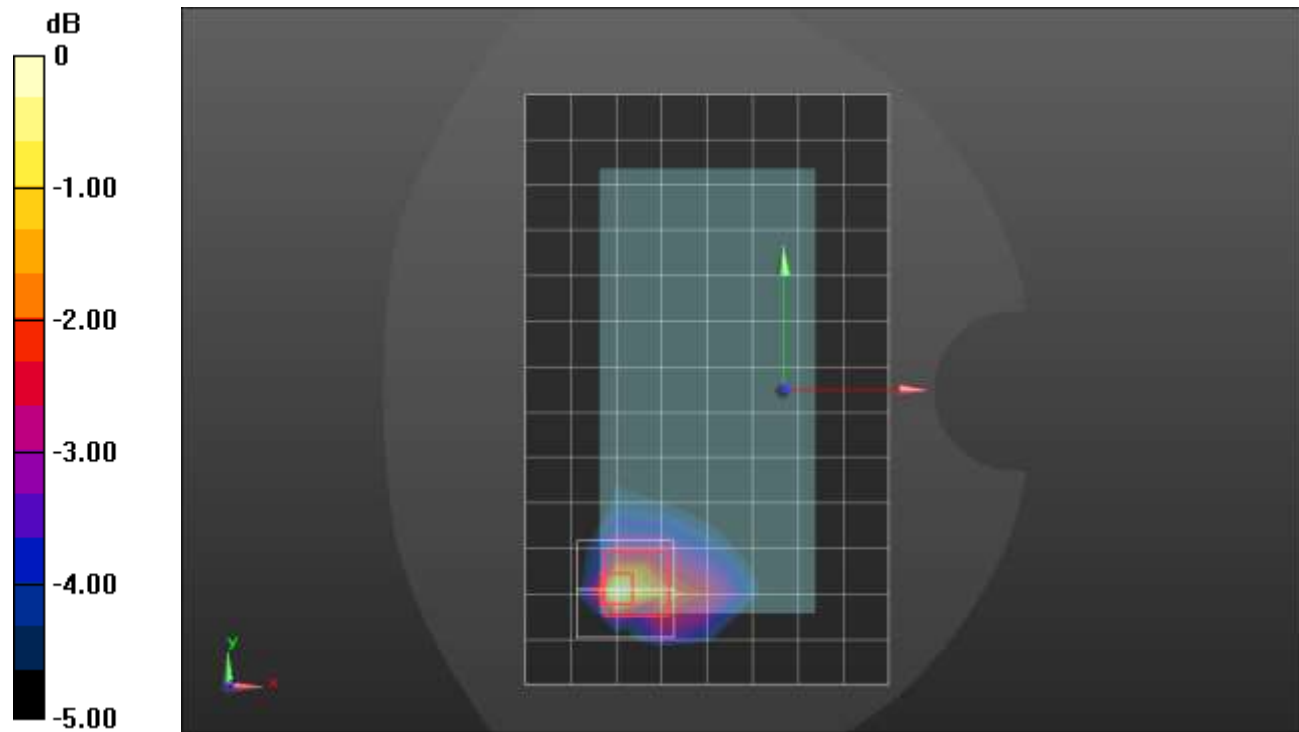
**SAR(1 g) = 0.513 W/kg; SAR(10 g) = 0.293 W/kg**

Smallest distance from peaks to all points 3 dB below = 8 mm

Ratio of SAR at M2 to SAR at M1 = 38.8%

[Info: Interpolated medium parameters used for SAR evaluation.](#)

Maximum value of SAR (measured) = 0.905 W/kg



## LTE Band 71 ANT 1

Frequency: 680.5 MHz; Duty Cycle: 1:1; Room Ambient Temperature: 24.0°C; Liquid Temperature: 23.0°C  
Medium parameters used (interpolated):  $f = 680.5$  MHz;  $\sigma = 0.824$  S/m;  $\epsilon_r = 43.324$ ;  $\rho = 1000$  kg/m<sup>3</sup>

Dasy Configuration:

- Area Scan Setting: Find Secondary Maximum within 2.0 dB and with a peak SAR value greater than 0.0012 W/kg
- Electronics: DAE4 Sn1380; Calibrated: 8/11/2021
- Probe: EX3DV4 - SN3686; ConvF(9.75, 9.75, 9.75) @ 680.5 MHz; Calibrated: 1/18/2022
- Sensor-Surface: 1.4mm (Mechanical Surface Detection)
- Phantom: Twin-SAM V5.0 (30deg probe tilt); Type: QD 000 P40 CD; Serial: xxxx

**Edge 2/QPSK RB 1,49 Ch 133297/Area Scan (5x13x1):** Measurement grid: dx=15mm, dy=15mm

[Info: Interpolated medium parameters used for SAR evaluation.](#)

Maximum value of SAR (measured) = 0.775 W/kg

**Edge 2/QPSK RB 1,49 Ch 133297/Zoom Scan (5x5x7)/Cube 0:** Measurement grid: dx=8mm, dy=8mm, dz=5mm

Reference Value = 3.968 V/m; Power Drift = 0.05 dB

Peak SAR (extrapolated) = 1.45 W/kg

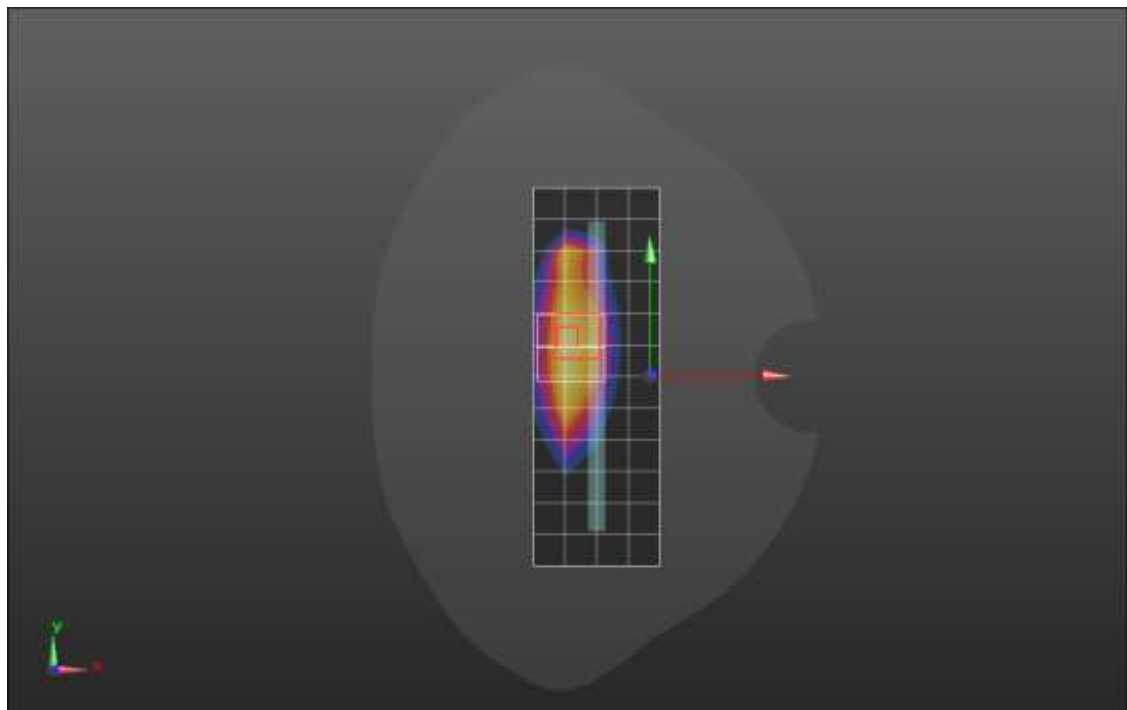
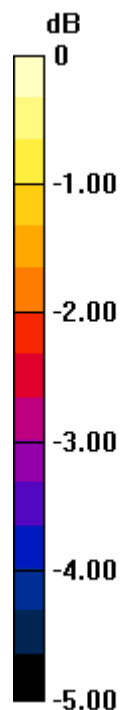
**SAR(1 g) = 0.739 W/kg; SAR(10 g) = 0.415 W/kg**

Smallest distance from peaks to all points 3 dB below = 3.6 mm

Ratio of SAR at M2 to SAR at M1 = 64.3%

[Info: Interpolated medium parameters used for SAR evaluation.](#)

Maximum value of SAR (measured) = 0.818 W/kg



0 dB = 0.818 W/kg = -0.87 dBW/kg

## LTE Band 71 ANT 2

Frequency: 680.5 MHz; Duty Cycle: 1:1; Room Ambient Temperature: 24.0°C; Liquid Temperature: 23.0°C  
Medium parameters used (interpolated):  $f = 680.5$  MHz;  $\sigma = 0.852$  S/m;  $\epsilon_r = 42.957$ ;  $\rho = 1000$  kg/m<sup>3</sup>

Dasy Configuration:

- Area Scan Setting: Find Secondary Maximum within 2.0 dB and with a peak SAR value greater than 0.0012 W/kg
- Electronics: DAE4 Sn1547; Calibrated: 4/21/2022
- Probe: EX3DV4 - SN3989; ConvF(10.59, 10.59, 10.59) @ 680.5 MHz; Calibrated: 1/19/2022
- Sensor-Surface: 1.4mm (Mechanical Surface Detection)
- Phantom: SAM with CRP v5.0; Type: QD000P40CD; Serial: TP:xxxx

**LHS/Touch\_QPSK RB 1,49 Ch 133297/Area Scan (8x13x1):** Measurement grid: dx=15mm, dy=15mm

[Info: Interpolated medium parameters used for SAR evaluation.](#)

Maximum value of SAR (measured) = 1.19 W/kg

**LHS/Touch\_QPSK RB 1,49 Ch 133297/Zoom Scan (5x5x7)/Cube 0:** Measurement grid: dx=8mm, dy=8mm, dz=5mm

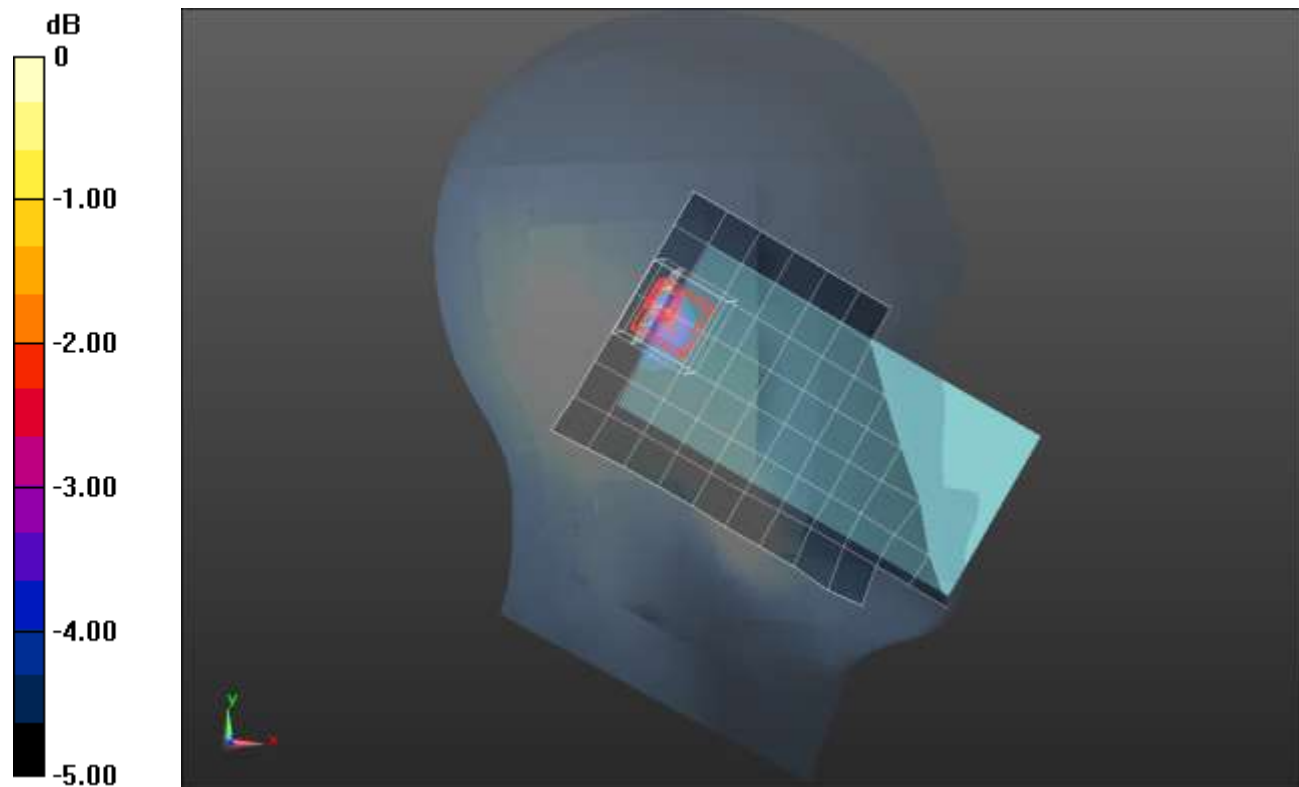
Reference Value = 33.85 V/m; Power Drift = 0.02 dB

Peak SAR (extrapolated) = 3.22 W/kg

**SAR(1 g) = 0.808 W/kg; SAR(10 g) = 0.400 W/kg**

[Info: Interpolated medium parameters used for SAR evaluation.](#)

Maximum value of SAR (measured) = 1.76 W/kg



0 dB = 1.76 W/kg = 2.46 dBW/kg

## LTE Band 71 ANT 2

Frequency: 680.5 MHz; Duty Cycle: 1:1; Room Ambient Temperature: 24.0°C; Liquid Temperature: 23.0°C  
Medium parameters used (interpolated):  $f = 680.5$  MHz;  $\sigma = 0.852$  S/m;  $\epsilon_r = 42.957$ ;  $\rho = 1000$  kg/m<sup>3</sup>

Dasy Configuration:

- Area Scan Setting: Find Secondary Maximum within 2.0 dB and with a peak SAR value greater than 0.0012 W/kg
- Electronics: DAE4 Sn1547; Calibrated: 4/21/2022
- Probe: EX3DV4 - SN3989; ConvF(10.59, 10.59, 10.59) @ 680.5 MHz; Calibrated: 1/19/2022
- Sensor-Surface: 1.4mm (Mechanical Surface Detection)
- Phantom: SAM with CRP v5.0; Type: QD000P40CD; Serial: TP:xxxx

**Rear/QPSK RB 1,49 Ch 133297/Area Scan (9x14x1):** Measurement grid: dx=15mm, dy=15mm

[Info: Interpolated medium parameters used for SAR evaluation.](#)

Maximum value of SAR (measured) = 0.781 W/kg

**Rear/QPSK RB 1,49 Ch 133297/Zoom Scan (5x5x7)/Cube 0:** Measurement grid: dx=8mm, dy=8mm, dz=5mm

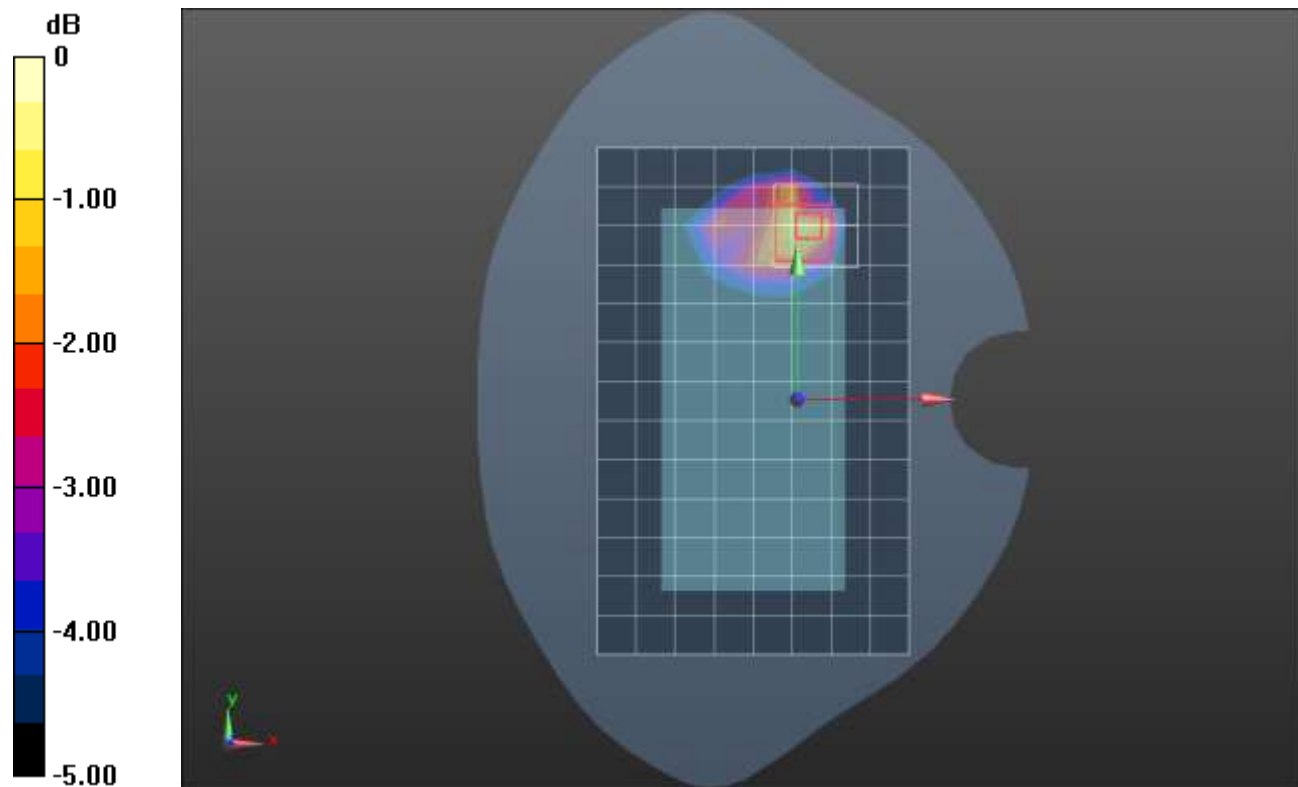
Reference Value = 33.90 V/m; Power Drift = -0.16 dB

Peak SAR (extrapolated) = 1.39 W/kg

**SAR(1 g) = 0.576 W/kg; SAR(10 g) = 0.308 W/kg**

[Info: Interpolated medium parameters used for SAR evaluation.](#)

Maximum value of SAR (measured) = 0.979 W/kg





## Wi-Fi 2.4GHz ANT 3 Cell OFF

Frequency: 2437 MHz; Duty Cycle: 1:1; Room Ambient Temperature: 24.0°C; Liquid Temperature: 23.0°C  
Medium parameters used (interpolated):  $f = 2437$  MHz;  $\sigma = 1.751$  S/m;  $\epsilon_r = 38.026$ ;  $\rho = 1000$  kg/m<sup>3</sup>

Dasy Configuration:

- Area Scan Setting: Find Secondary Maximum within 2.0 dB and with a peak SAR value greater than 0.0012 W/kg
- Electronics: DAE4 Sn1377; Calibrated: 9/20/2021
- Probe: EX3DV4 - SN3885; ConvF(7.39, 7.39, 7.39) @ 2437 MHz; Calibrated: 9/23/2021
- Sensor-Surface: 1.4mm (Mechanical Surface Detection)
- Phantom: Twin-SAM V5.0 (20deg probe tilt); Type: QD 000 P40 CD; Serial: xxxx

**LHS/Touch\_802.11b\_ch 6/Area Scan(9x14x1):** Measurement grid: dx=12mm, dy=12mm

Maximum value of SAR (measured) = 0.408 W/kg

**LHS/Touch\_802.11b\_ch 6/Zoom Scan (7x7x7)/Cube 0:** Measurement grid: dx=5mm, dy=5mm, dz=5mm

Reference Value = 14.66 V/m; Power Drift = -0.11 dB

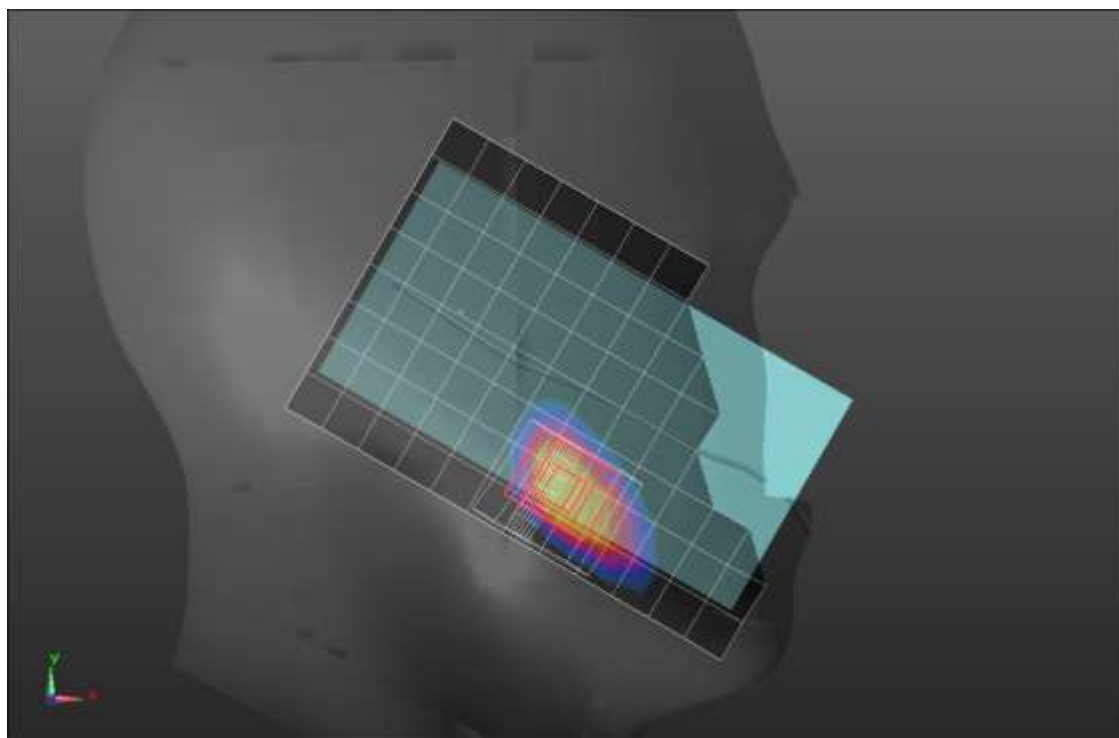
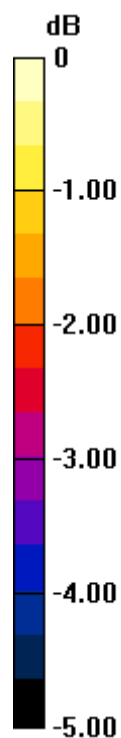
Peak SAR (extrapolated) = 0.622 W/kg

**SAR(1 g) = 0.337 W/kg; SAR(10 g) = 0.178 W/kg**

Smallest distance from peaks to all points 3 dB below = 9.4 mm

Ratio of SAR at M2 to SAR at M1 = 53.8%

Maximum value of SAR (measured) = 0.513 W/kg



0 dB = 0.513 W/kg = -2.90 dBW/kg

## Wi-Fi 2.4GHz ANT 3 Cell OFF

Frequency: 2437 MHz; Duty Cycle: 1:1; Room Ambient Temperature: 24.0°C; Liquid Temperature: 23.0°C  
Medium parameters used (interpolated):  $f = 2437$  MHz;  $\sigma = 1.794$  S/m;  $\epsilon_r = 40.677$ ;  $\rho = 1000$  kg/m<sup>3</sup>

Dasy Configuration:

- Area Scan Setting: Find Secondary Maximum within 2.0 dB and with a peak SAR value greater than 0.0012 W/kg
- Electronics: DAE4 Sn1377; Calibrated: 9/20/2021
- Probe: EX3DV4 - SN3885; ConvF(7.39, 7.39, 7.39) @ 2437 MHz; Calibrated: 9/23/2021
- Sensor-Surface: 1.4mm (Mechanical Surface Detection)
- Phantom: Twin-SAM V5.0 (20deg probe tilt); Type: QD 000 P40 CD; Serial: xxxx

**Rear/802.11b\_ch 6/Area Scan (11x16x1):** Measurement grid: dx=12mm, dy=12mm

Maximum value of SAR (measured) = 0.786 W/kg

**Rear/802.11b\_ch 6/Zoom Scan (7x7x7)/Cube 0:** Measurement grid: dx=5mm, dy=5mm, dz=5mm

Reference Value = 15.31 V/m; Power Drift = -0.09 dB

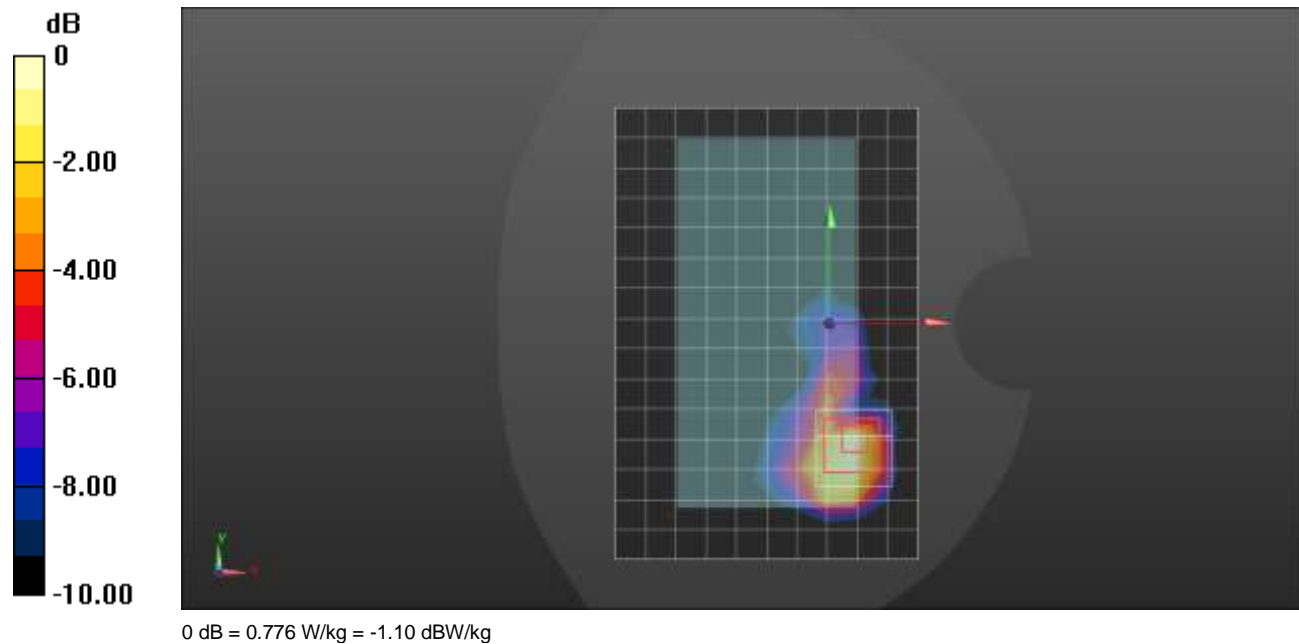
Peak SAR (extrapolated) = 1.00 W/kg

**SAR(1 g) = 0.473 W/kg; SAR(10 g) = 0.229 W/kg**

Smallest distance from peaks to all points 3 dB below = 9.8 mm

Ratio of SAR at M2 to SAR at M1 = 51.1%

Maximum value of SAR (measured) = 0.776 W/kg



## Wi-Fi 2.4GHz ANT 3 Cell OFF

Frequency: 2437 MHz; Duty Cycle: 1:1; Room Ambient Temperature: 24.0°C; Liquid Temperature: 23.0°C  
Medium parameters used (interpolated):  $f = 2437$  MHz;  $\sigma = 1.794$  S/m;  $\epsilon_r = 40.677$ ;  $\rho = 1000$  kg/m<sup>3</sup>

Dasy Configuration:

- Area Scan Setting: Find Secondary Maximum within 2.0 dB and with a peak SAR value greater than 0.0012 W/kg
- Electronics: DAE4 Sn1377; Calibrated: 9/20/2021
- Probe: EX3DV4 - SN3885; ConvF(7.39, 7.39, 7.39) @ 2437 MHz; Calibrated: 9/23/2021
- Sensor-Surface: 1.4mm (Mechanical Surface Detection)
- Phantom: Twin-SAM V5.0 (20deg probe tilt); Type: QD 000 P40 CD; Serial: xxxx

**Edge 4/802.11b\_ch 6/Area Scan (6x17x1):** Measurement grid: dx=12mm, dy=12mm

Maximum value of SAR (measured) = 1.35 W/kg

**Edge 4/802.11b\_ch 6/Zoom Scan (7x7x7)/Cube 0:** Measurement grid: dx=5mm, dy=5mm, dz=5mm

Reference Value = 25.15 V/m; Power Drift = -0.16 dB

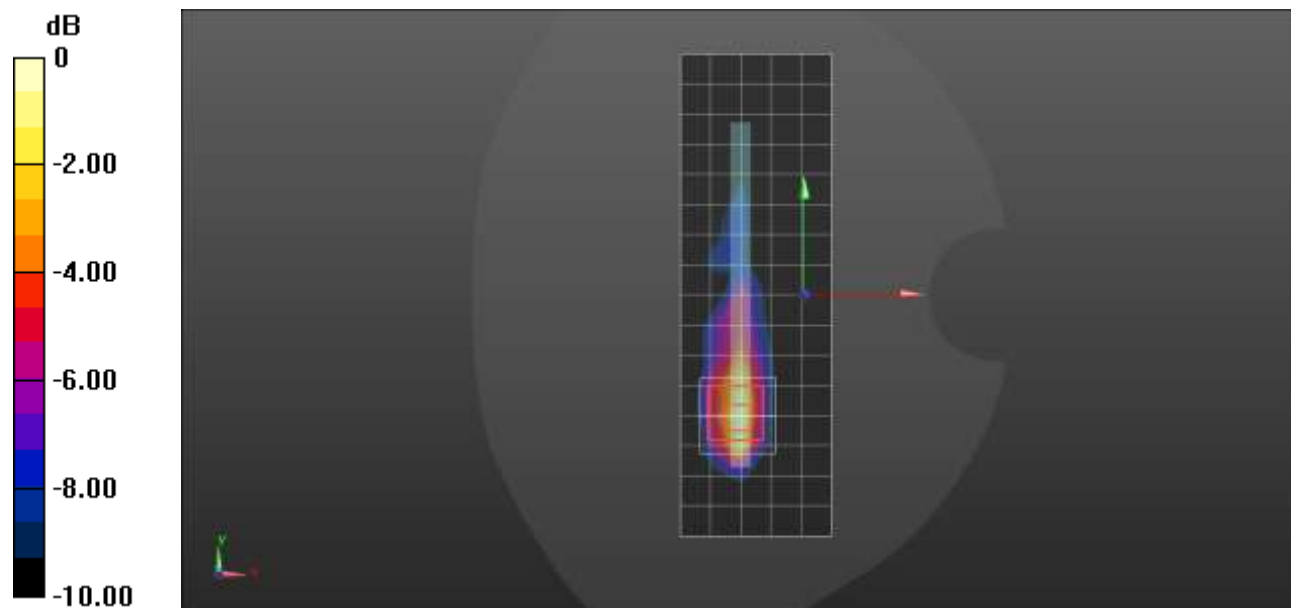
Peak SAR (extrapolated) = 1.94 W/kg

**SAR(1 g) = 0.702 W/kg; SAR(10 g) = 0.312 W/kg**

Smallest distance from peaks to all points 3 dB below = 6.7 mm

Ratio of SAR at M2 to SAR at M1 = 24.9%

Maximum value of SAR (measured) = 1.38 W/kg



0 dB = 1.38 W/kg = 1.40 dBW/kg

## Wi-Fi 2.4GHz ANT 4 Cell OFF

Frequency: 2462 MHz; Duty Cycle: 1:1; Room Ambient Temperature: 24.0°C; Liquid Temperature: 23.0°C  
Medium parameters used (interpolated):  $f = 2462$  MHz;  $\sigma = 1.873$  S/m;  $\epsilon_r = 39.384$ ;  $\rho = 1000$  kg/m<sup>3</sup>

Dasy Configuration:

- Area Scan Setting: Find Secondary Maximum within 2.0 dB and with a peak SAR value greater than 0.0012 W/kg
- Electronics: DAE4 Sn1377; Calibrated: 9/20/2021
- Probe: EX3DV4 - SN3885; ConvF(7.39, 7.39, 7.39) @ 2462 MHz; Calibrated: 9/23/2021
- Sensor-Surface: 1.4mm (Mechanical Surface Detection)
- Phantom: Twin-SAM V5.0 (20deg probe tilt); Type: QD 000 P40 CD; Serial: xxxx

**LHS/Touch\_802.11b\_ch 11/Area Scan (10x16x1):** Measurement grid: dx=12mm, dy=12mm

Maximum value of SAR (measured) = 1.36 W/kg

**LHS/Touch\_802.11b\_ch 11/Zoom Scan (7x9x7)/Cube 0:** Measurement grid: dx=5mm, dy=5mm, dz=5mm

Reference Value = 24.08 V/m; Power Drift = 0.05 dB

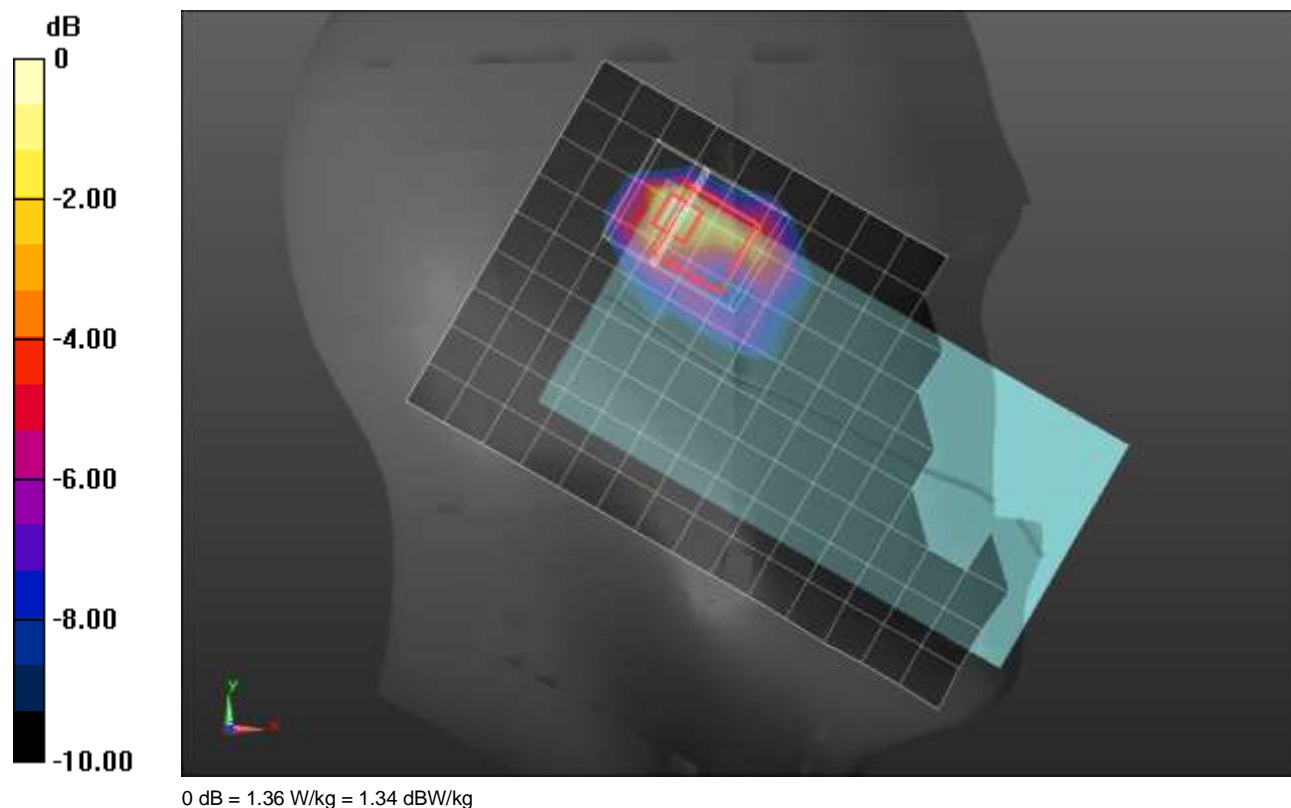
Peak SAR (extrapolated) = 1.83 W/kg

**SAR(1 g) = 0.725 W/kg; SAR(10 g) = 0.330 W/kg**

Smallest distance from peaks to all points 3 dB below = 5.8 mm

Ratio of SAR at M2 to SAR at M1 = 49.2%

Maximum value of SAR (measured) = 1.36 W/kg



## Wi-Fi 2.4GHz ANT 4 Cell OFF

Frequency: 2437 MHz; Duty Cycle: 1:1; Room Ambient Temperature: 24.0°C; Liquid Temperature: 23.0°C  
Medium parameters used (interpolated):  $f = 2437$  MHz;  $\sigma = 1.723$  S/m;  $\epsilon_r = 40.778$ ;  $\rho = 1000$  kg/m<sup>3</sup>

Dasy Configuration:

- Area Scan Setting: Find Secondary Maximum within 2.0 dB and with a peak SAR value greater than 0.0012 W/kg
- Electronics: DAE4 Sn1377; Calibrated: 9/20/2021
- Probe: EX3DV4 - SN3885; ConvF(7.39, 7.39, 7.39) @ 2437 MHz; Calibrated: 9/23/2021
- Sensor-Surface: 1.4mm (Mechanical Surface Detection)
- Phantom: Twin-SAM V5.0 (20deg probe tilt); Type: QD 000 P40 CD; Serial: xxxx

**Rear/802.11b\_ch 6/Area Scan (9x15x1):** Measurement grid: dx=12mm, dy=12mm

Maximum value of SAR (measured) = 1.32 W/kg

**Rear/802.11b\_ch 6/Zoom Scan (7x9x7)/Cube 0:** Measurement grid: dx=5mm, dy=5mm, dz=5mm

Reference Value = 24.76 V/m; Power Drift = 0.20 dB

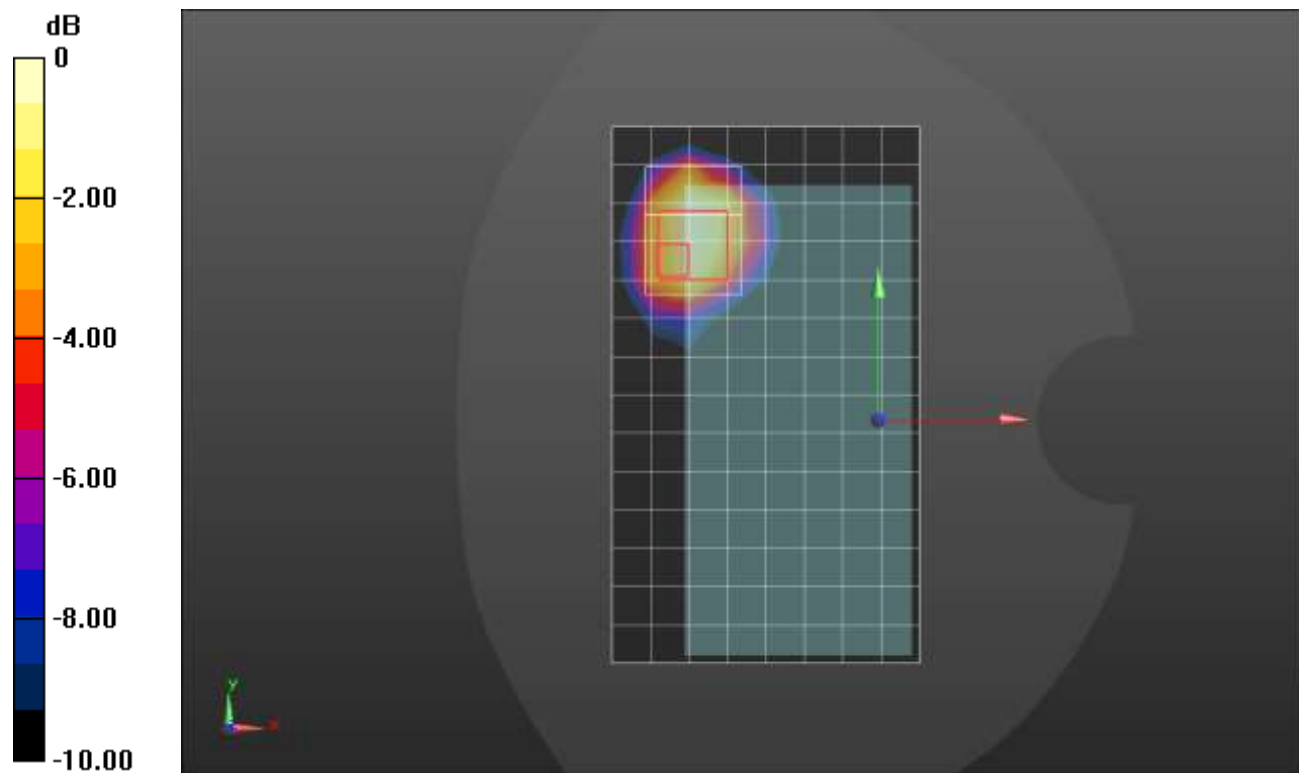
Peak SAR (extrapolated) = 2.08 W/kg

**SAR(1 g) = 0.749 W/kg; SAR(10 g) = 0.403 W/kg**

Smallest distance from peaks to all points 3 dB below = 5.7 mm

Ratio of SAR at M2 to SAR at M1 = 17.9%

Maximum value of SAR (measured) = 1.31 W/kg



## Wi-Fi 2.4GHz ANT 4 Cell OFF

Frequency: 2437 MHz; Duty Cycle: 1:1; Room Ambient Temperature: 24.0°C; Liquid Temperature: 23.0°C  
Medium parameters used (interpolated):  $f = 2437$  MHz;  $\sigma = 1.839$  S/m;  $\epsilon_r = 39.656$ ;  $\rho = 1000$  kg/m<sup>3</sup>

Dasy Configuration:

- Area Scan Setting: Find Secondary Maximum within 2.0 dB and with a peak SAR value greater than 0.0012 W/kg
- Electronics: DAE4 Sn1377; Calibrated: 9/20/2021
- Probe: EX3DV4 - SN3885; ConvF(7.39, 7.39, 7.39) @ 2437 MHz; Calibrated: 9/23/2021
- Sensor-Surface: 1.4mm (Mechanical Surface Detection)
- Phantom: Twin-SAM V5.0 (20deg probe tilt); Type: QD 000 P40 CD; Serial: xxxx

**Edge 2/802.11b\_ch 6/Area Scan (6x17x1):** Measurement grid: dx=12mm, dy=12mm

Maximum value of SAR (measured) = 1.33 W/kg

**Edge 2/802.11b\_ch 6/Zoom Scan (7x7x7)/Cube 0:** Measurement grid: dx=5mm, dy=5mm, dz=5mm

Reference Value = 24.66 V/m; Power Drift = -0.00 dB

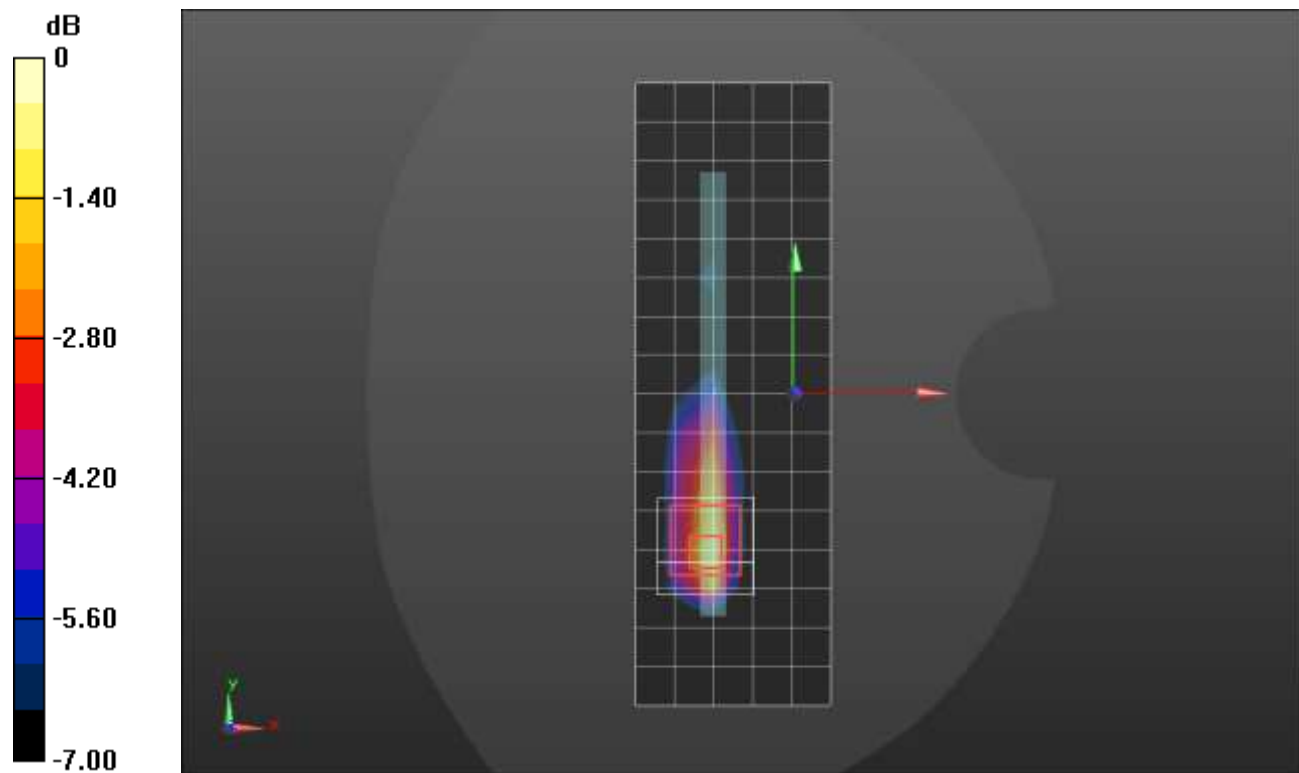
Peak SAR (extrapolated) = 1.85 W/kg

**SAR(1 g) = 0.804 W/kg; SAR(10 g) = 0.359 W/kg**

Smallest distance from peaks to all points 3 dB below = 8 mm

Ratio of SAR at M2 to SAR at M1 = 42.8%

Maximum value of SAR (measured) = 1.41 W/kg



## Wi-Fi 2.4GHz ANT 3 Cell ON

Frequency: 2437 MHz; Duty Cycle: 1:1; Room Ambient Temperature: 24.0°C; Liquid Temperature: 23.0°C  
Medium parameters used (interpolated):  $f = 2437$  MHz;  $\sigma = 1.723$  S/m;  $\epsilon_r = 40.778$ ;  $\rho = 1000$  kg/m<sup>3</sup>

Dasy Configuration:

- Area Scan Setting: Find Secondary Maximum within 2.0 dB and with a peak SAR value greater than 0.0012 W/kg
- Electronics: DAE4 Sn1377; Calibrated: 9/20/2021
- Probe: EX3DV4 - SN3885; ConvF(7.39, 7.39, 7.39) @ 2437 MHz; Calibrated: 9/23/2021
- Sensor-Surface: 1.4mm (Mechanical Surface Detection)
- Phantom: Twin-SAM V5.0 (20deg probe tilt); Type: QD 000 P40 CD; Serial: xxxx

**LHS/Touch\_802.11b\_ch 6/Area Scan (11x17x1):** Measurement grid: dx=12mm, dy=12mm

Maximum value of SAR (measured) = 0.282 W/kg

**LHS/Touch\_802.11b\_ch 6/Zoom Scan (7x7x7)/Cube 0:** Measurement grid: dx=5mm, dy=5mm, dz=5mm

Reference Value = 11.71 V/m; Power Drift = 0.17 dB

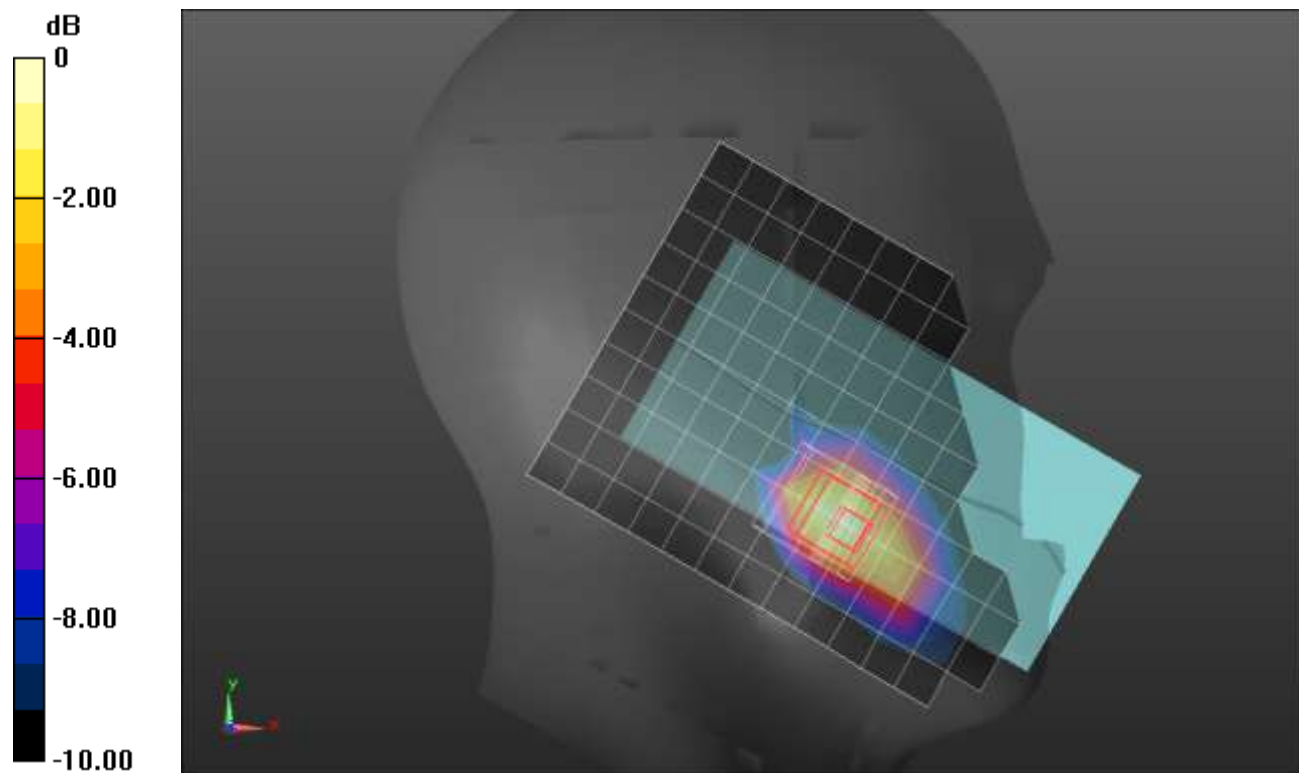
Peak SAR (extrapolated) = 0.333 W/kg

**SAR(1 g) = 0.183 W/kg; SAR(10 g) = 0.096 W/kg**

Smallest distance from peaks to all points 3 dB below = 3 mm

Ratio of SAR at M2 to SAR at M1 = 52.4%

Maximum value of SAR (measured) = 0.307 W/kg



0 dB = 0.307 W/kg = -5.13 dBW/kg

## Wi-Fi 2.4GHz ANT 3 Cell ON

Frequency: 2437 MHz; Duty Cycle: 1:1; Room Ambient Temperature: 24.0°C; Liquid Temperature: 23.0°C  
Medium parameters used (interpolated):  $f = 2437$  MHz;  $\sigma = 1.852$  S/m;  $\epsilon_r = 39.455$ ;  $\rho = 1000$  kg/m<sup>3</sup>

Dasy Configuration:

- Area Scan Setting: Find Secondary Maximum within 2.0 dB and with a peak SAR value greater than 0.0012 W/kg
- Electronics: DAE4 Sn1377; Calibrated: 9/20/2021
- Probe: EX3DV4 - SN3885; ConvF(7.39, 7.39, 7.39) @ 2437 MHz; Calibrated: 9/23/2021
- Sensor-Surface: 1.4mm (Mechanical Surface Detection)
- Phantom: Twin-SAM V5.0 (20deg probe tilt); Type: QD 000 P40 CD; Serial: xxxx

**Rear/802.11b\_ch 6/Area Scan (11x15x1):** Measurement grid: dx=12mm, dy=12mm

Maximum value of SAR (measured) = 0.591 W/kg

**Rear/802.11b\_ch 6/Zoom Scan (7x9x7)/Cube 0:** Measurement grid: dx=5mm, dy=5mm, dz=5mm

Reference Value = 15.83 V/m; Power Drift = -0.00 dB

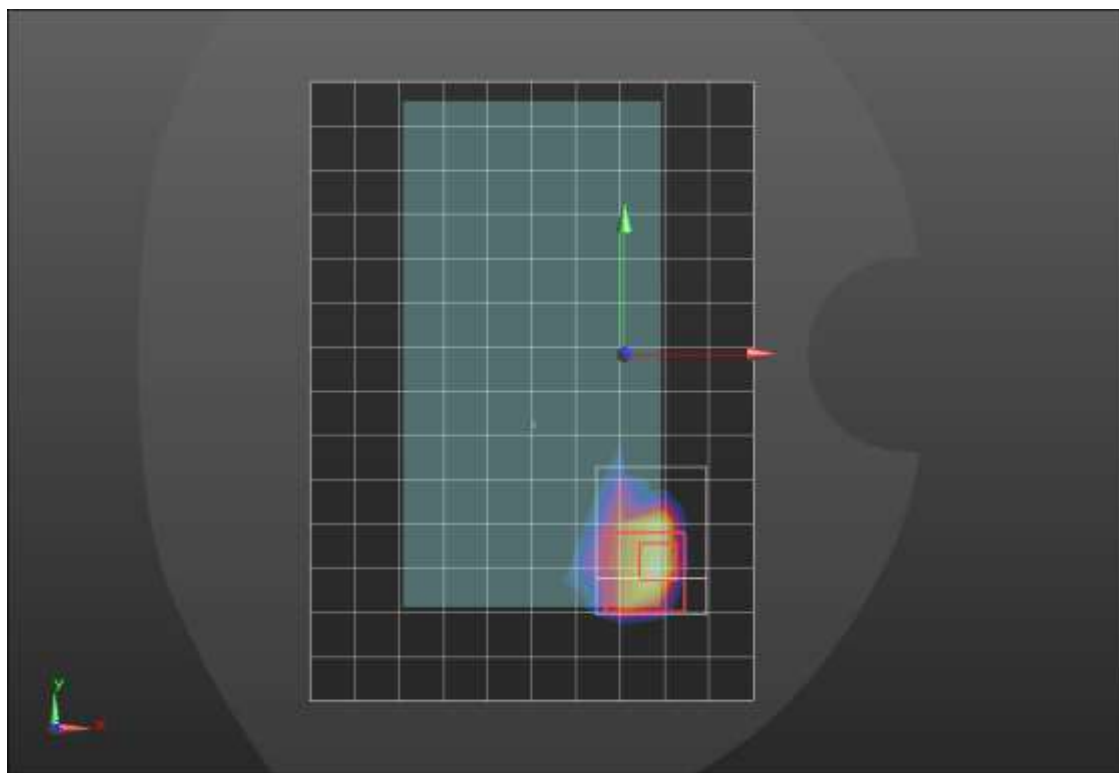
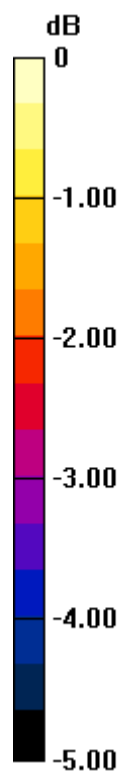
Peak SAR (extrapolated) = 0.932 W/kg

**SAR(1 g) = 0.353 W/kg; SAR(10 g) = 0.163 W/kg**

Smallest distance from peaks to all points 3 dB below = 3.2 mm

Ratio of SAR at M2 to SAR at M1 = 43.5%

Maximum value of SAR (measured) = 0.587 W/kg



0 dB = 0.587 W/kg = -2.31 dBW/kg



## Wi-Fi 2.4GHz ANT 4 Cell ON

Frequency: 2437 MHz; Duty Cycle: 1:1; Room Ambient Temperature: 24.0°C; Liquid Temperature: 23.0°C  
Medium parameters used (interpolated):  $f = 2437$  MHz;  $\sigma = 1.794$  S/m;  $\epsilon_r = 40.677$ ;  $\rho = 1000$  kg/m<sup>3</sup>

Dasy Configuration:

- Area Scan Setting: Find Secondary Maximum within 2.0 dB and with a peak SAR value greater than 0.0012 W/kg
- Electronics: DAE4 Sn1377; Calibrated: 9/20/2021
- Probe: EX3DV4 - SN3885; ConvF(7.39, 7.39, 7.39) @ 2437 MHz; Calibrated: 9/23/2021
- Sensor-Surface: 1.4mm (Mechanical Surface Detection (Locations From Previous Scan Used)), Sensor-Surface: 1.4mm (Mechanical Surface Detection)
- Phantom: Twin-SAM V5.0 (20deg probe tilt); Type: QD 000 P40 CD; Serial: xxxx

**LHS/ Touch\_802.11b\_ch 6 2/Area Scan (11x16x1):** Measurement grid: dx=12mm, dy=12mm

Maximum value of SAR (measured) = 0.412 W/kg

**LHS/ Touch\_802.11b\_ch 6 2/Zoom Scan (7x7x7)/Cube 0:** Measurement grid: dx=5mm, dy=5mm, dz=5mm

Reference Value = 13.90 V/m; Power Drift = 0.05 dB

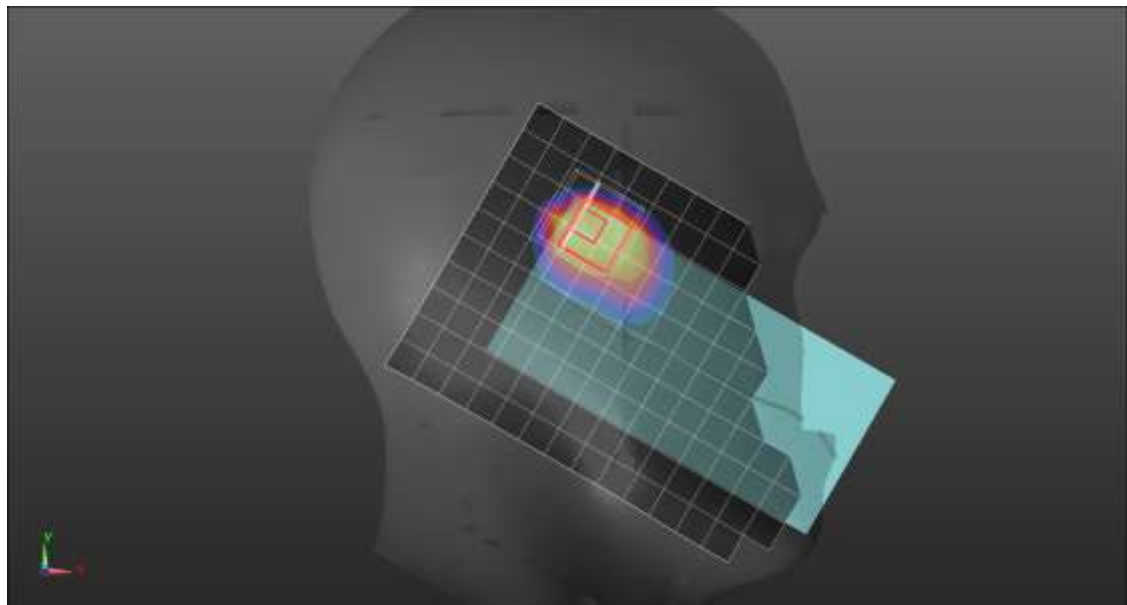
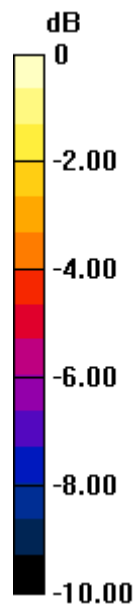
Peak SAR (extrapolated) = 0.622 W/kg

**SAR(1 g) = 0.280 W/kg; SAR(10 g) = 0.139 W/kg**

Smallest distance from peaks to all points 3 dB below = 6.4 mm

Ratio of SAR at M2 to SAR at M1 = 42.3%

Maximum value of SAR (measured) = 0.462 W/kg



0 dB = 0.462 W/kg = -3.35 dBW/kg

## Wi-Fi 2.4GHz ANT 4 Cell ON

Frequency: 2437 MHz; Duty Cycle: 1:1; Room Ambient Temperature: 24.0°C; Liquid Temperature: 23.0°C  
Medium parameters used (interpolated):  $f = 2437$  MHz;  $\sigma = 1.751$  S/m;  $\epsilon_r = 38.026$ ;  $\rho = 1000$  kg/m<sup>3</sup>

Dasy Configuration:

- Area Scan Setting: Find Secondary Maximum within 2.0 dB and with a peak SAR value greater than 0.0012 W/kg
- Electronics: DAE4 Sn1377; Calibrated: 9/20/2021
- Probe: EX3DV4 - SN3885; ConvF(7.39, 7.39, 7.39) @ 2437 MHz; Calibrated: 9/23/2021
- Sensor-Surface: 1.4mm (Mechanical Surface Detection)
- Phantom: Twin-SAM V5.0 (20deg probe tilt); Type: QD 000 P40 CD; Serial: xxxx

**Rear/802.11b\_ch 6/Area Scan (11x16x1):** Measurement grid: dx=12mm, dy=12mm

Maximum value of SAR (measured) = 0.371 W/kg

**Rear/802.11b\_ch 6/Zoom Scan (7x7x7)/Cube 0:** Measurement grid: dx=5mm, dy=5mm, dz=5mm

Reference Value = 13.40 V/m; Power Drift = -0.00 dB

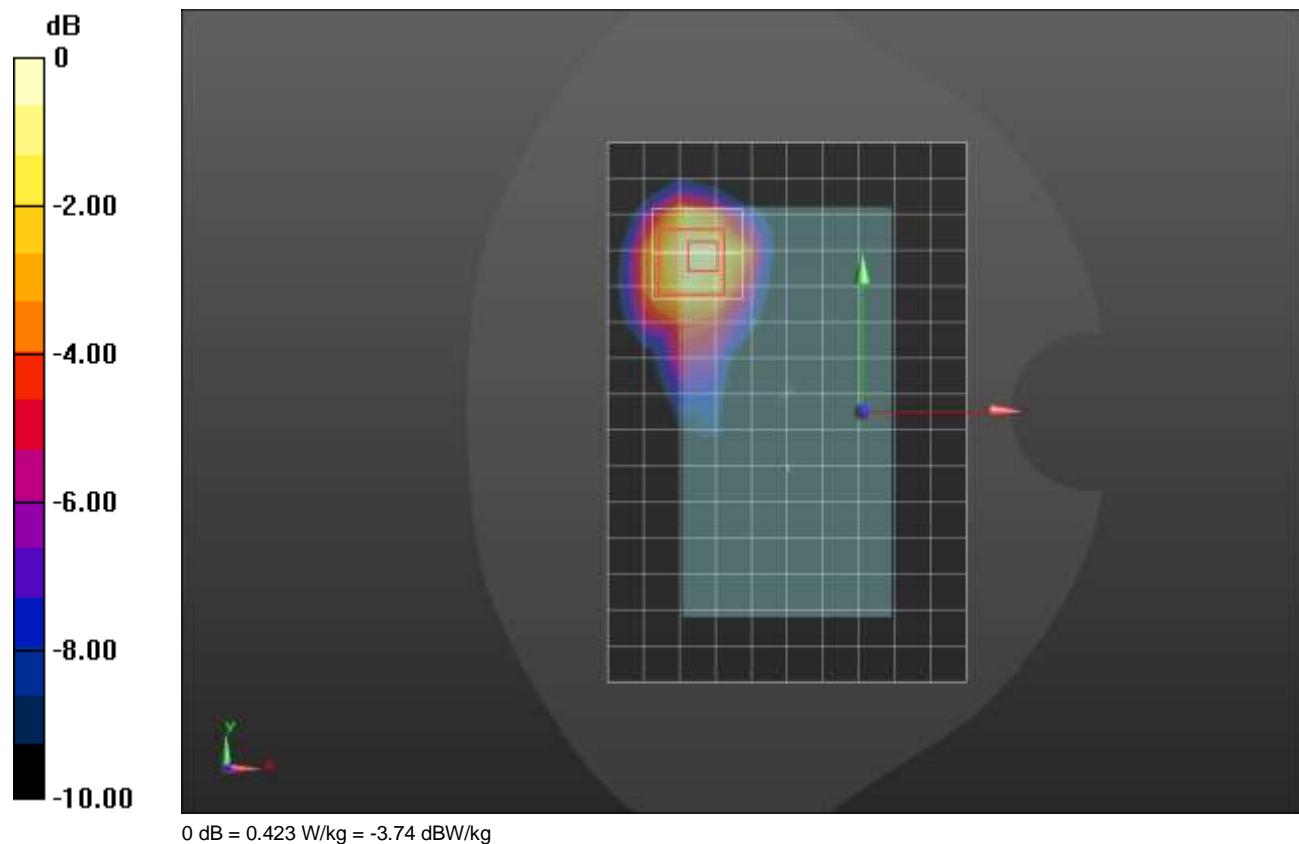
Peak SAR (extrapolated) = 0.612 W/kg

**SAR(1 g) = 0.264 W/kg; SAR(10 g) = 0.129 W/kg**

Smallest distance from peaks to all points 3 dB below = 6.7 mm

Ratio of SAR at M2 to SAR at M1 = 50.1%

Maximum value of SAR (measured) = 0.423 W/kg



## Wi-Fi 2.4GHz ANT 4 Cell ON

Frequency: 2437 MHz; Duty Cycle: 1:1; Room Ambient Temperature: 24.0°C; Liquid Temperature: 23.0°C  
Medium parameters used (interpolated):  $f = 2437$  MHz;  $\sigma = 1.723$  S/m;  $\epsilon_r = 40.778$ ;  $\rho = 1000$  kg/m<sup>3</sup>

Dasy Configuration:

- Area Scan Setting: Find Secondary Maximum within 2.0 dB and with a peak SAR value greater than 0.0012 W/kg
- Electronics: DAE4 Sn1377; Calibrated: 9/20/2021
- Probe: EX3DV4 - SN3885; ConvF(7.39, 7.39, 7.39) @ 2437 MHz; Calibrated: 9/23/2021
- Sensor-Surface: 1.4mm (Mechanical Surface Detection)
- Phantom: Twin-SAM V5.0 (20deg probe tilt); Type: QD 000 P40 CD; Serial: xxxx

**Edge 2/802.11b\_ch 6/Area Scan (6x17x1):** Measurement grid: dx=12mm, dy=12mm

Maximum value of SAR (measured) = 0.492 W/kg

**Edge 2/802.11b\_ch 6/Zoom Scan (7x7x7)/Cube 0:** Measurement grid: dx=5mm, dy=5mm, dz=5mm

Reference Value = 16.46 V/m; Power Drift = -0.20 dB

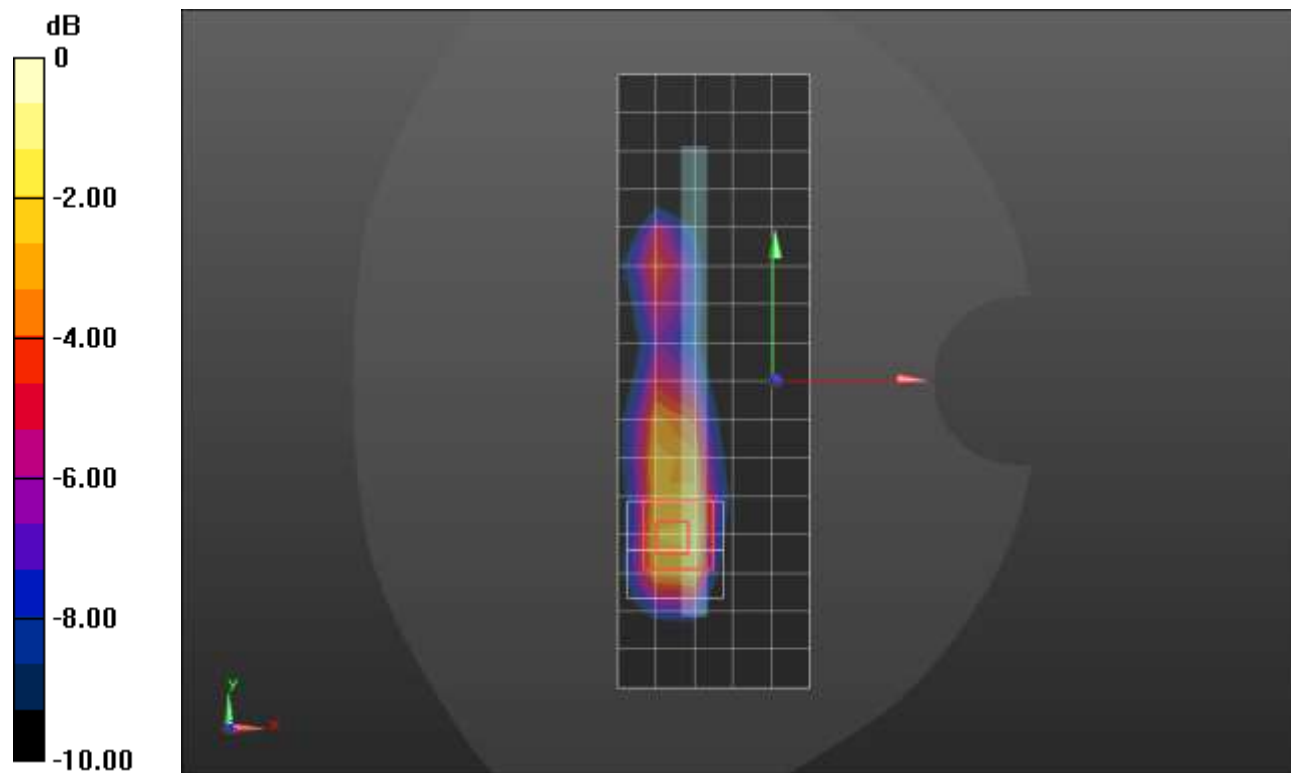
Peak SAR (extrapolated) = 1.03 W/kg

**SAR(1 g) = 0.398 W/kg; SAR(10 g) = 0.176 W/kg**

Smallest distance from peaks to all points 3 dB below = 6 mm

Ratio of SAR at M2 to SAR at M1 = 46%

Maximum value of SAR (measured) = 0.727 W/kg



0 dB = 0.727 W/kg = -1.38 dBW/kg

## Wi-Fi 5.3GHz ANT 5 CELL OFF

Frequency: 5270 MHz; Duty Cycle: 1:1; Room Ambient Temperature: 24.0°C; Liquid Temperature: 23.0°C  
Medium parameters used:  $f = 5270$  MHz;  $\sigma = 4.511$  S/m;  $\epsilon_r = 34.563$ ;  $\rho = 1000$  kg/m<sup>3</sup>

Dasy Configuration:

- Area Scan Setting: Find Secondary Maximum within 2.0 dB and with a peak SAR value greater than 0.0012 W/kg
- Electronics: DAE4 Sn1257; Calibrated: 9/15/2021
- Probe: EX3DV4 - SN3749; ConvF(4.66, 4.66, 4.66) @ 5270 MHz; Calibrated: 1/18/2022
- Sensor-Surface: 1.4mm (Mechanical Surface Detection)
- Phantom: Twin-SAM V5.0 (30deg probe tilt); Type: QD 000 P40 CD; Serial: 1740

**RHS/Touch\_802.11n HT40\_Ch 54/Area Scan (13x17x1):** Measurement grid: dx=10mm, dy=10mm  
Maximum value of SAR (measured) = 0.260 W/kg

**RHS/Touch\_802.11n HT40\_Ch 54/Zoom Scan (7x7x12)/Cube 0:** Measurement grid: dx=4mm, dy=4mm, dz=2mm

Reference Value = 6.613 V/m; Power Drift = -0.02 dB

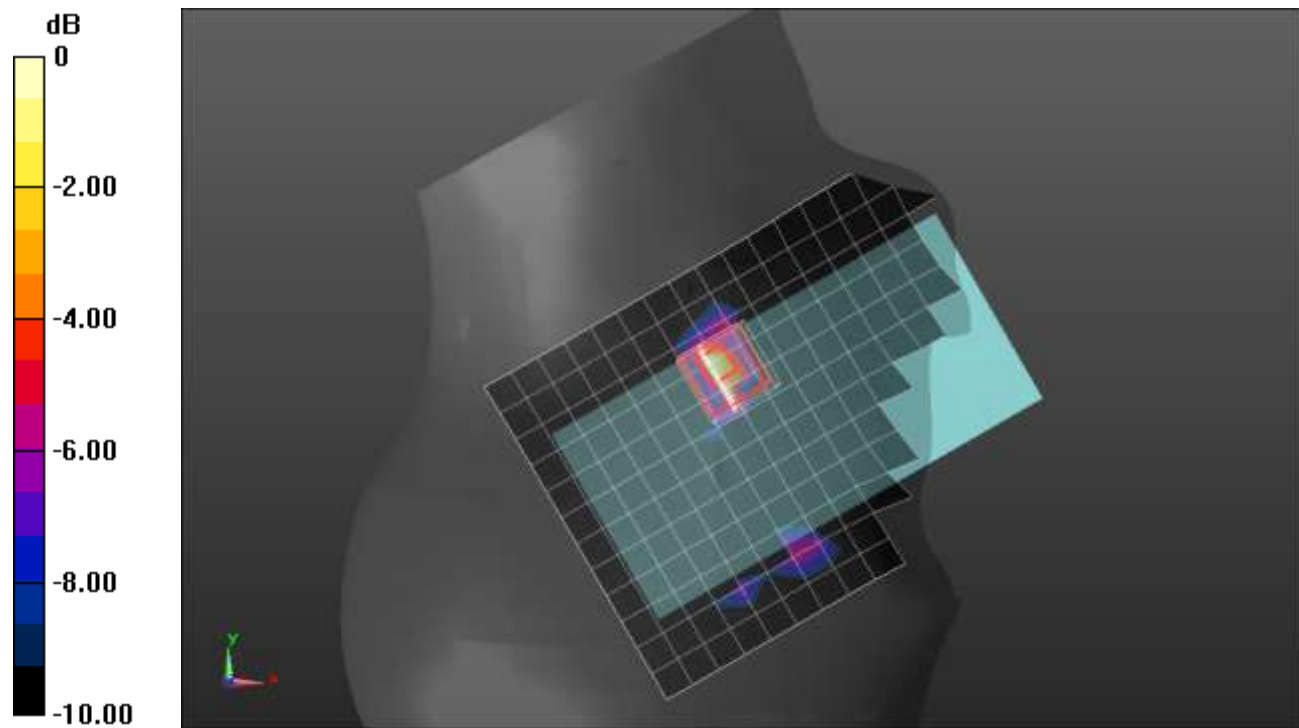
Peak SAR (extrapolated) = 0.507 W/kg

**SAR(1 g) = 0.130 W/kg; SAR(10 g) = 0.033 W/kg**

Smallest distance from peaks to all points 3 dB below = 5.7 mm

Ratio of SAR at M2 to SAR at M1 = 55.9%

Maximum value of SAR (measured) = 0.337 W/kg



0 dB = 0.337 W/kg = -4.72 dBW/kg

## Wi-Fi 5.3GHz ANT 5 CELL OFF

Frequency: 5270 MHz; Duty Cycle: 1:1; Room Ambient Temperature: 24.0°C; Liquid Temperature: 23.0°C  
Medium parameters used:  $f = 5270$  MHz;  $\sigma = 4.614$  S/m;  $\epsilon_r = 36.297$ ;  $\rho = 1000$  kg/m<sup>3</sup>

Dasy Configuration:

- Area Scan Setting: Find Secondary Maximum within 2.0 dB and with a peak SAR value greater than 0.0012 W/kg
- Electronics: DAE4 Sn1257; Calibrated: 9/15/2021
- Probe: EX3DV4 - SN3749; ConvF(4.66, 4.66, 4.66) @ 5270 MHz; Calibrated: 1/18/2022
- Sensor-Surface: 1.4mm (Mechanical Surface Detection)
- Phantom: Twin-SAM V5.0 (30deg probe tilt); Type: QD 000 P40 CD; Serial: 1740

**Rear/802.11n HT40\_Ch 54/Area Scan (11x18x1):** Measurement grid: dx=10mm, dy=10mm

Maximum value of SAR (measured) = 1.80 W/kg

**Rear/802.11n HT40\_Ch 54/Zoom Scan (7x7x12)/Cube 0:** Measurement grid: dx=4mm, dy=4mm, dz=2mm

Reference Value = 17.63 V/m; Power Drift = -0.02 dB

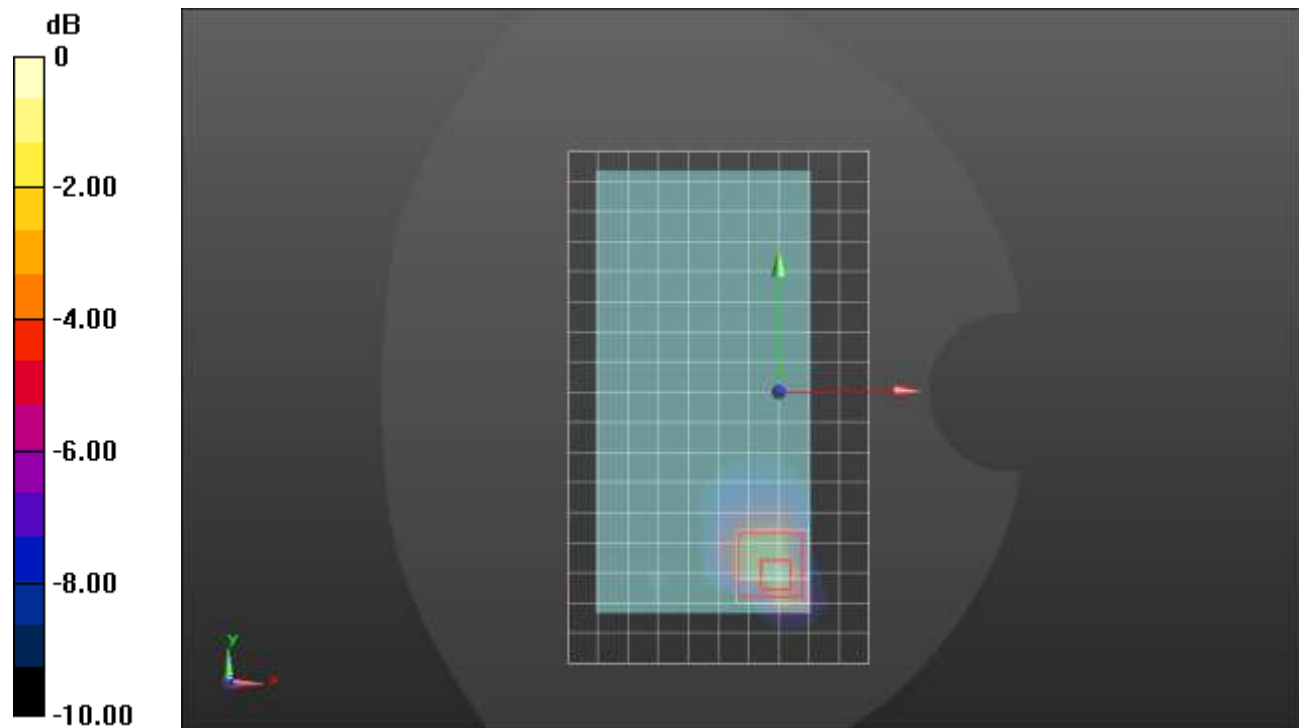
Peak SAR (extrapolated) = 3.10 W/kg

**SAR(1 g) = 0.747 W/kg; SAR(10 g) = 0.257 W/kg**

Smallest distance from peaks to all points 3 dB below = 6.1 mm

Ratio of SAR at M2 to SAR at M1 = 51.8%

Maximum value of SAR (measured) = 1.79 W/kg



0 dB = 1.79 W/kg = 2.53 dBW/kg

**Wi-Fi 5.6GHz ANT 5 CELL OFF**

Frequency: 5610 MHz; Duty Cycle: 1:1; Room Ambient Temperature: 24.0°C; Liquid Temperature: 23.0°C  
Medium parameters used:  $f = 5610$  MHz;  $\sigma = 4.968$  S/m;  $\epsilon_r = 37.219$ ;  $\rho = 1000$  kg/m<sup>3</sup>

Dasy Configuration:

- Area Scan Setting: Find Secondary Maximum within 2.0 dB and with a peak SAR value greater than 0.0012 W/kg
- Electronics: DAE4 Sn1472; Calibrated: 1/7/2022
- Probe: EX3DV4 - SN7585; ConvF(4.68, 4.68, 4.68) @ 5610 MHz; Calibrated: 4/27/2022
- Sensor-Surface: 1.4mm (Mechanical Surface Detection)
- Phantom: Twin-SAM V5.0 (20deg probe tilt); Type: QD 000 P40 CD; Serial: xxxx

**LHS/Touch\_802.11ac VHT80\_Ch 122/Area Scan (11x18x1):** Measurement grid: dx=10mm, dy=10mm  
Maximum value of SAR (measured) = 0.130 W/kg

**LHS/Touch\_802.11ac VHT80\_Ch 122/Zoom Scan (7x7x12)/Cube 0:** Measurement grid: dx=4mm, dy=4mm, dz=2mm

Reference Value = 4.586 V/m; Power Drift = 0.04 dB

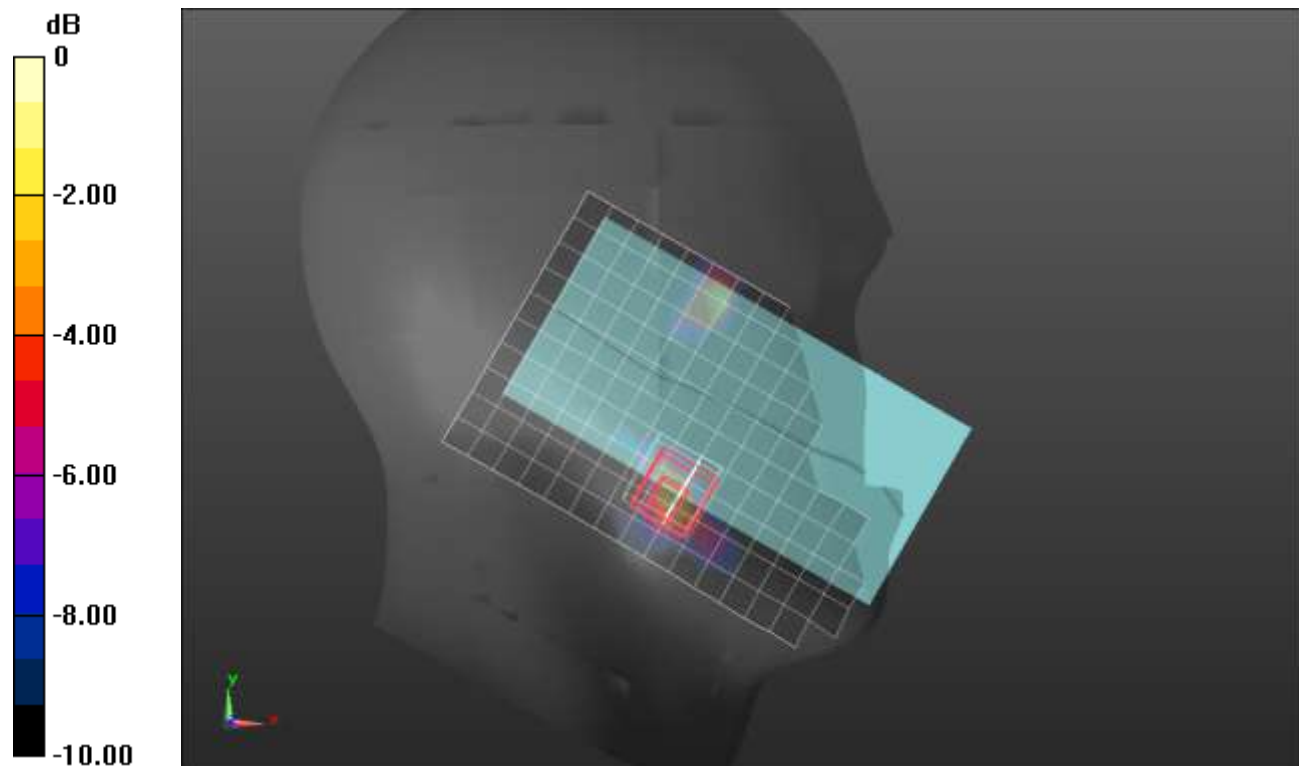
Peak SAR (extrapolated) = 0.205 W/kg

**SAR(1 g) = 0.052 W/kg; SAR(10 g) = 0.013 W/kg**

Smallest distance from peaks to all points 3 dB below = 6.5 mm

Ratio of SAR at M2 to SAR at M1 = 52.1%

Maximum value of SAR (measured) = 0.134 W/kg



0 dB = 0.134 W/kg = -8.73 dBW/kg

## Wi-Fi 5.6GHz ANT 5 CELL OFF

Frequency: 5610 MHz; Duty Cycle: 1:1; Room Ambient Temperature: 24.0°C; Liquid Temperature: 23.0°C  
Medium parameters used:  $f = 5610$  MHz;  $\sigma = 4.858$  S/m;  $\epsilon_r = 34.624$ ;  $\rho = 1000$  kg/m<sup>3</sup>

Dasy Configuration:

- Area Scan Setting: Find Secondary Maximum within 2.0 dB and with a peak SAR value greater than 0.0012 W/kg
- Electronics: DAE4 Sn1472; Calibrated: 1/7/2022
- Probe: EX3DV4 - SN7585; ConvF(4.68, 4.68, 4.68) @ 5610 MHz; Calibrated: 4/27/2022
- Sensor-Surface: 1.4mm (Mechanical Surface Detection)
- Phantom: Twin-SAM V5.0 (20deg probe tilt); Type: QD 000 P40 CD; Serial: xxxx

**Rear/802.11ac VHT80\_Ch 122/Area Scan (12x18x1):** Measurement grid: dx=10mm, dy=10mm  
Maximum value of SAR (measured) = 2.30 W/kg

**Rear/802.11ac VHT80\_Ch 122/Zoom Scan (7x7x12)/Cube 0:** Measurement grid: dx=4mm, dy=4mm, dz=2mm

Reference Value = 18.78 V/m; Power Drift = 0.00 dB

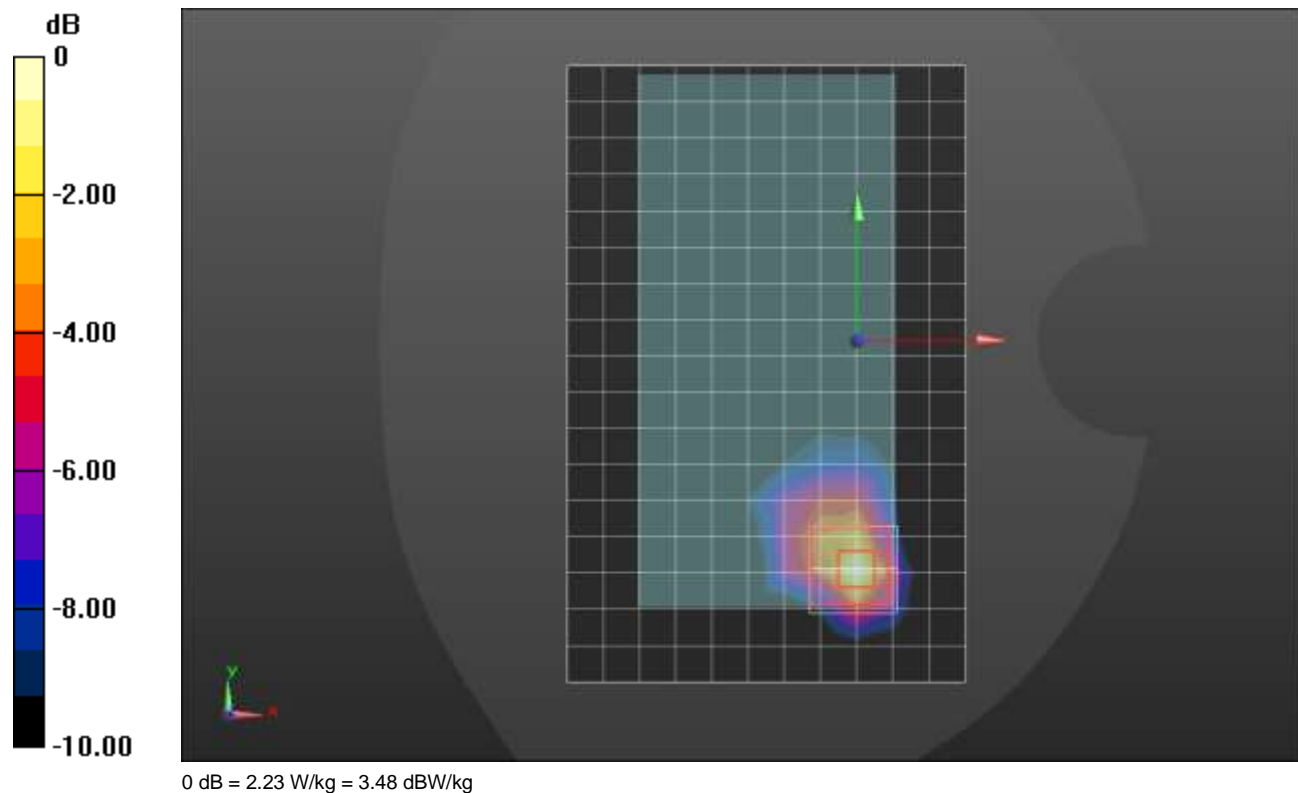
Peak SAR (extrapolated) = 3.73 W/kg

**SAR(1 g) = 0.900 W/kg; SAR(10 g) = 0.290 W/kg**

Smallest distance from peaks to all points 3 dB below = 6.8 mm

Ratio of SAR at M2 to SAR at M1 = 52.8%

Maximum value of SAR (measured) = 2.23 W/kg



## Wi-Fi 5.8GHz ANT 5 Cell OFF

Frequency: 5785 MHz; Duty Cycle: 1:1; Room Ambient Temperature: 24.0°C; Liquid Temperature: 23.0°C  
Medium parameters used:  $f = 5785$  MHz;  $\sigma = 5.032$  S/m;  $\epsilon_r = 36.911$ ;  $\rho = 1000$  kg/m<sup>3</sup>

Dasy Configuration:

- Area Scan Setting: Find Secondary Maximum within 2.0 dB and with a peak SAR value greater than 0.0012 W/kg
- Electronics: DAE4 Sn1544; Calibrated: 1/7/2022
- Probe: EX3DV4 - SN7448; ConvF(4.6, 4.6, 4.6) @ 5785 MHz; Calibrated: 2/25/2022
- Sensor-Surface: 1.4mm (Mechanical Surface Detection)
- Phantom: Twin-SAM V5.0 (30deg probe tilt); Type: QD 000 P40 CD; Serial: 1831

**LHS/ Touch\_802.11a\_Ch 157/Area Scan (12x18x1):** Measurement grid: dx=10mm, dy=10mm

Maximum value of SAR (measured) = 0.200 W/kg

**LHS/ Touch\_802.11a\_Ch 157/Zoom Scan (7x7x12)/Cube 0:** Measurement grid: dx=4mm, dy=4mm, dz=2mm

Reference Value = 4.653 V/m; Power Drift = 0.05 dB

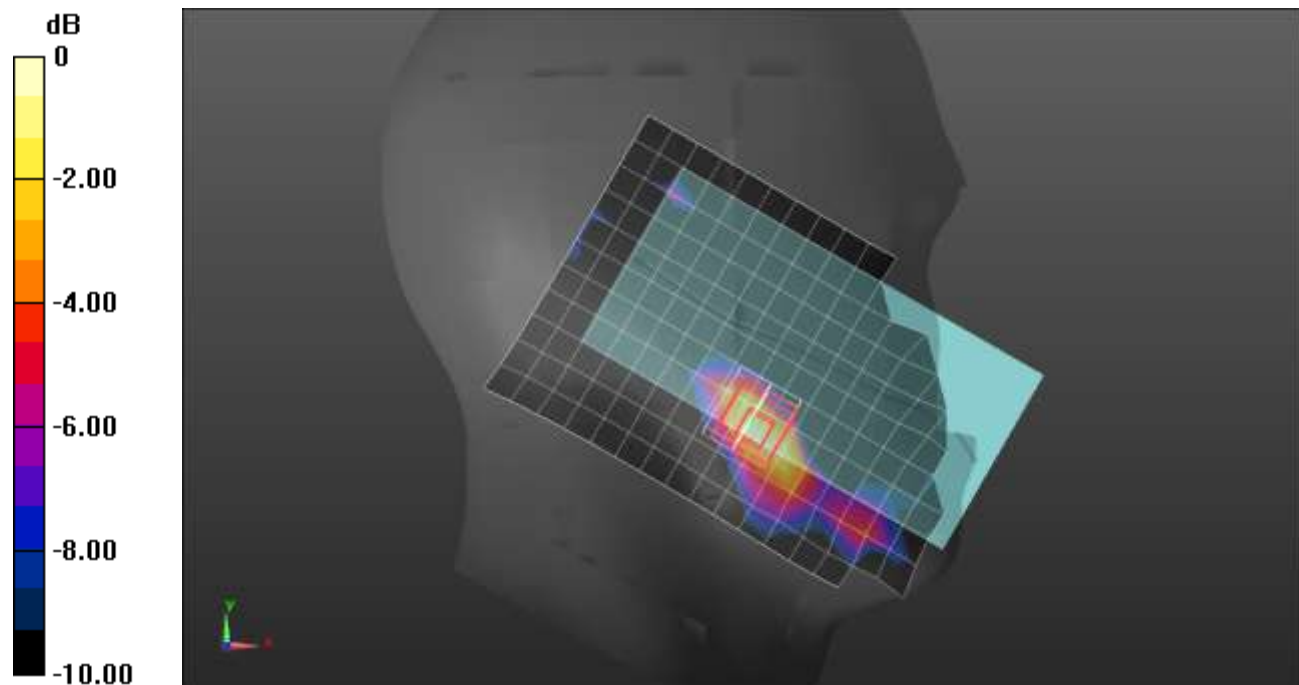
Peak SAR (extrapolated) = 0.458 W/kg

**SAR(1 g) = 0.065 W/kg; SAR(10 g) = 0.017 W/kg**

Smallest distance from peaks to all points 3 dB below = 6 mm

Ratio of SAR at M2 to SAR at M1 = 40.6%

Maximum value of SAR (measured) = 0.193 W/kg



0 dB = 0.193 W/kg = -7.14 dBW/kg



## Wi-Fi 5.8GHz ANT 5 Cell OFF

Frequency: 5775 MHz; Duty Cycle: 1:1; Room Ambient Temperature: 24.0°C; Liquid Temperature: 23.0°C  
Medium parameters used:  $f = 5775$  MHz;  $\sigma = 5.148$  S/m;  $\epsilon_r = 35.593$ ;  $\rho = 1000$  kg/m<sup>3</sup>

Dasy Configuration:

- Area Scan Setting: Find Secondary Maximum within 2.0 dB and with a peak SAR value greater than 0.0012 W/kg
- Electronics: DAE4 Sn1544; Calibrated: 1/7/2022
- Probe: EX3DV4 - SN7448; ConvF(4.6, 4.6, 4.6) @ 5775 MHz; Calibrated: 2/25/2022
- Sensor-Surface: 1.4mm (Mechanical Surface Detection)
- Phantom: Twin-SAM V5.0 (30deg probe tilt); Type: QD 000 P40 CD; Serial: xxxx

**Rear/802.11ac VHT80\_Ch 155/Area Scan (10x18x1):** Measurement grid: dx=10mm, dy=10mm  
Maximum value of SAR (measured) = 1.73 W/kg

**Rear/802.11ac VHT80\_Ch 155/Zoom Scan (7x7x12)/Cube 0:** Measurement grid: dx=4mm, dy=4mm, dz=2mm

Reference Value = 16.05 V/m; Power Drift = -0.17 dB

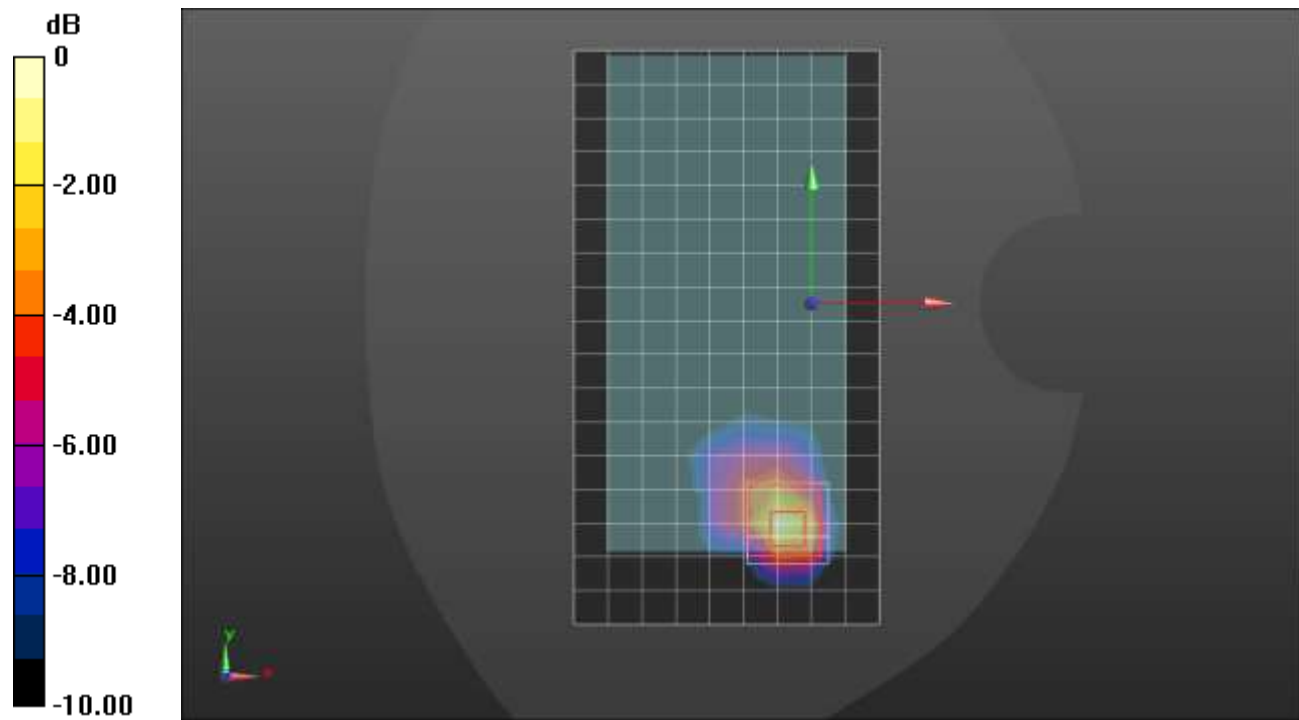
Peak SAR (extrapolated) = 3.56 W/kg

**SAR(1 g) = 0.782 W/kg; SAR(10 g) = 0.252 W/kg**

Smallest distance from peaks to all points 3 dB below = 7.5 mm

Ratio of SAR at M2 to SAR at M1 = 50%

Maximum value of SAR (measured) = 1.88 W/kg



## Wi-Fi 5.3GHz ANT 6 CELL OFF

Frequency: 5270 MHz; Duty Cycle: 1:1; Room Ambient Temperature: 24.0°C; Liquid Temperature: 23.0°C  
Medium parameters used:  $f = 5270$  MHz;  $\sigma = 4.692$  S/m;  $\epsilon_r = 36.837$ ;  $\rho = 1000$  kg/m<sup>3</sup>

Dasy Configuration:

- Area Scan Setting: Find Secondary Maximum within 2.0 dB and with a peak SAR value greater than 0.0012 W/kg
- Electronics: DAE4 Sn1257; Calibrated: 9/15/2021
- Probe: EX3DV4 - SN3749; ConvF(4.66, 4.66, 4.66) @ 5270 MHz; Calibrated: 1/18/2022
- Sensor-Surface: 1.4mm (Mechanical Surface Detection)
- Phantom: Twin-SAM V5.0 (30deg probe tilt); Type: QD 000 P40 CD; Serial: 1740

**RHS/Tilt\_802.11n HT40\_Ch 54/Area Scan (11x18x1):** Measurement grid: dx=10mm, dy=10mm

Maximum value of SAR (measured) = 1.96 W/kg

**RHS/Tilt\_802.11n HT40\_Ch 54/Zoom Scan (9x9x12)/Cube 0:** Measurement grid: dx=4mm, dy=4mm, dz=2mm

Reference Value = 18.40 V/m; Power Drift = 0.07 dB

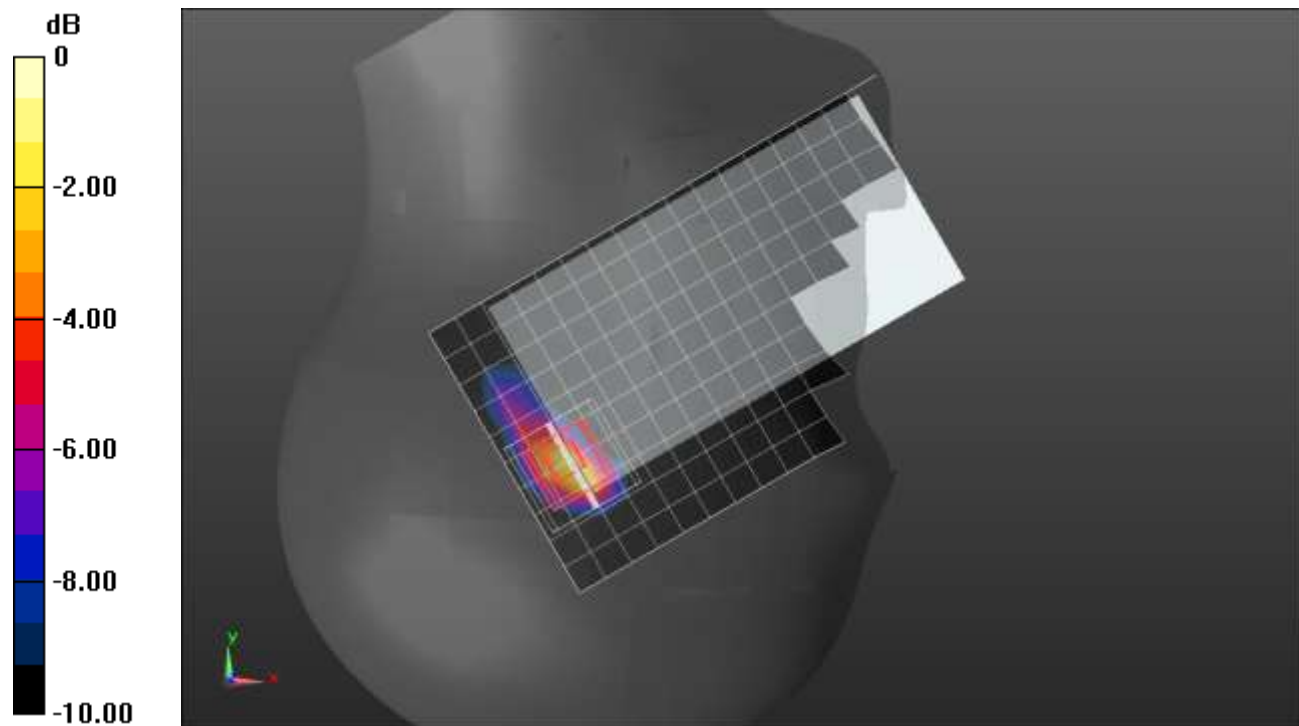
Peak SAR (extrapolated) = 3.88 W/kg

**SAR(1 g) = 0.876 W/kg; SAR(10 g) = 0.269 W/kg**

Smallest distance from peaks to all points 3 dB below = 6.1 mm

Ratio of SAR at M2 to SAR at M1 = 50.2%

Maximum value of SAR (measured) = 2.30 W/kg



0 dB = 2.30 W/kg = 3.62 dBW/kg

## Wi-Fi 5.2GHz ANT 6 CELL OFF

Frequency: 5230 MHz; Duty Cycle: 1:1; Room Ambient Temperature: 24.0°C; Liquid Temperature: 23.0°C  
Medium parameters used:  $f = 5230$  MHz;  $\sigma = 4.707$  S/m;  $\epsilon_r = 37.488$ ;  $\rho = 1000$  kg/m<sup>3</sup>

Dasy Configuration:

- Area Scan Setting: Find Secondary Maximum within 2.0 dB and with a peak SAR value greater than 0.0012 W/kg
- Electronics: DAE4 Sn1257; Calibrated: 9/15/2021
- Probe: EX3DV4 - SN3749; ConvF(4.66, 4.66, 4.66) @ 5230 MHz; Calibrated: 1/18/2022
- Sensor-Surface: 1.4mm (Mechanical Surface Detection)
- Phantom: Twin-SAM V5.0 (30deg probe tilt); Type: QD 000 P40 CD; Serial: 1740

**Rear/802.11n HT40\_Ch 46/Area Scan (12x18x1):** Measurement grid: dx=10mm, dy=10mm

Maximum value of SAR (measured) = 1.72 W/kg

**Rear/ 802.11n HT40\_Ch 46/Zoom Scan (7x7x12)/Cube 0:** Measurement grid: dx=4mm, dy=4mm, dz=2mm

Reference Value = 17.30 V/m; Power Drift = -0.01 dB

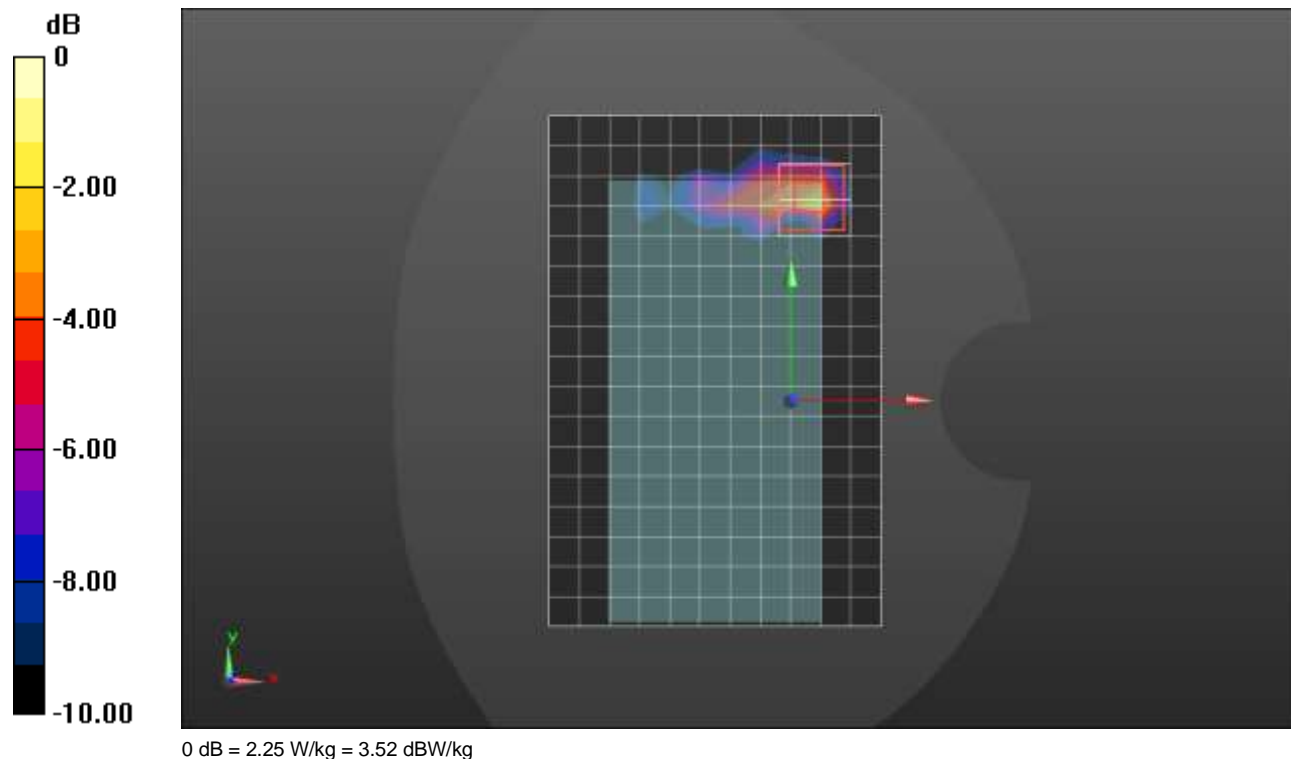
Peak SAR (extrapolated) = 3.88 W/kg

**SAR(1 g) = 0.845 W/kg; SAR(10 g) = 0.227 W/kg**

Smallest distance from peaks to all points 3 dB below = 5.1 mm

Ratio of SAR at M2 to SAR at M1 = 51.4%

Maximum value of SAR (measured) = 2.25 W/kg



**Wi-Fi 5.6GHz ANT 6 CELL OFF**

Frequency: 5690 MHz; Duty Cycle: 1:1; Room Ambient Temperature: 24.0°C; Liquid Temperature: 23.0°C  
Medium parameters used:  $f = 5690$  MHz;  $\sigma = 4.966$  S/m;  $\epsilon_r = 34.501$ ;  $\rho = 1000$  kg/m<sup>3</sup>

Dasy Configuration:

- Area Scan Setting: Find Secondary Maximum within 2.0 dB and with a peak SAR value greater than 0.0012 W/kg
- Electronics: DAE4 Sn1472; Calibrated: 1/7/2022
- Probe: EX3DV4 - SN7585; ConvF(4.8, 4.8, 4.8) @ 5690 MHz; Calibrated: 4/27/2022
- Sensor-Surface: 1.4mm (Mechanical Surface Detection)
- Phantom: Twin-SAM V5.0 (20deg probe tilt); Type: QD 000 P40 CD; Serial: xxxx

**RHS/Touch\_802.11ac VHT80\_Ch 138/Area Scan (11x19x1):** Measurement grid: dx=10mm, dy=10mm  
Maximum value of SAR (measured) = 1.79 W/kg

**RHS/Touch\_802.11ac VHT80\_Ch 138/Zoom Scan (7x7x12)/Cube 0:** Measurement grid: dx=4mm, dy=4mm, dz=2mm

Reference Value = 16.66 V/m; Power Drift = 0.04 dB

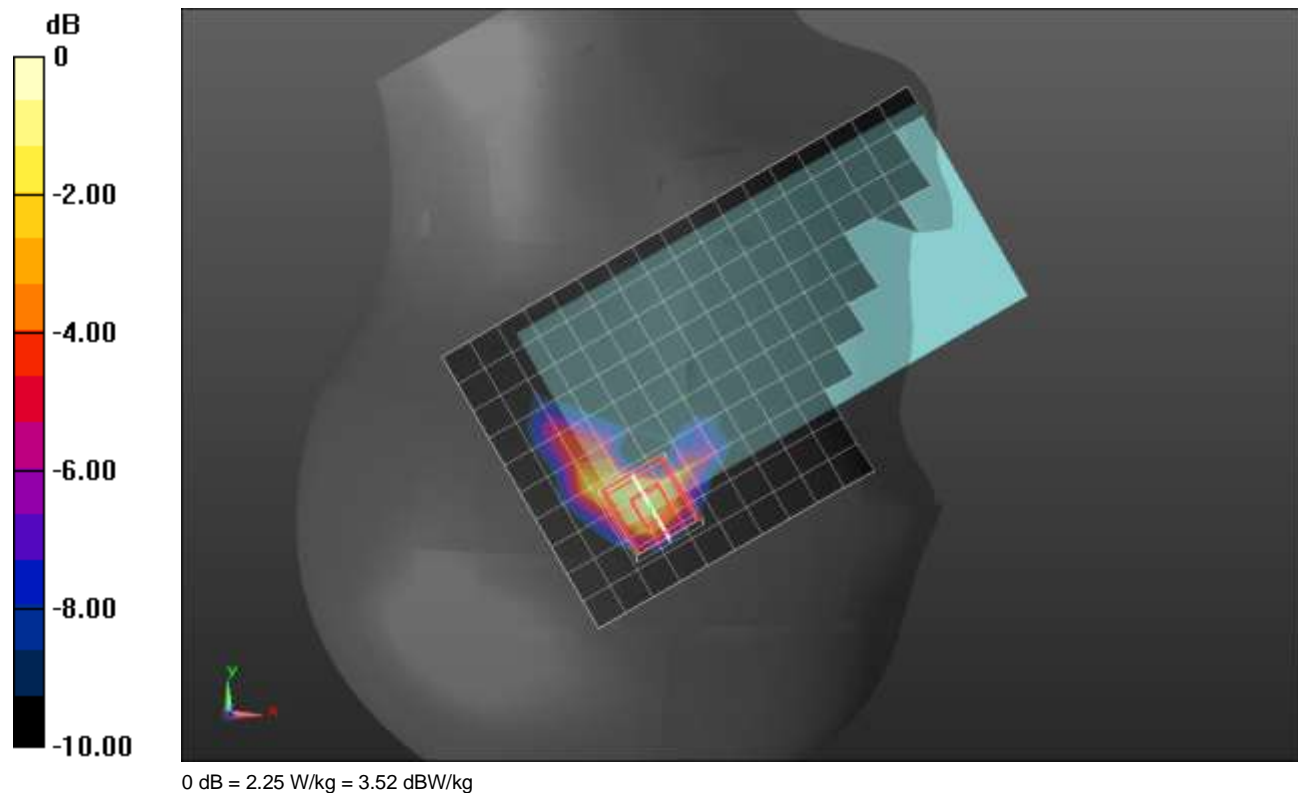
Peak SAR (extrapolated) = 4.03 W/kg

**SAR(1 g) = 0.866 W/kg; SAR(10 g) = 0.300 W/kg**

Smallest distance from peaks to all points 3 dB below = 5.9 mm

Ratio of SAR at M2 to SAR at M1 = 47.2%

Maximum value of SAR (measured) = 2.25 W/kg



## Wi-Fi 5.6GHz ANT 6 CELL OFF

Frequency: 5610 MHz; Duty Cycle: 1:1; Room Ambient Temperature: 24.0°C; Liquid Temperature: 23.0°C  
Medium parameters used:  $f = 5610$  MHz;  $\sigma = 4.968$  S/m;  $\epsilon_r = 37.219$ ;  $\rho = 1000$  kg/m<sup>3</sup>

Dasy Configuration:

- Area Scan Setting: Find Secondary Maximum within 2.0 dB and with a peak SAR value greater than 0.0012 W/kg
- Electronics: DAE4 Sn1472; Calibrated: 1/7/2022
- Probe: EX3DV4 - SN7585; ConvF(4.68, 4.68, 4.68) @ 5610 MHz; Calibrated: 4/27/2022
- Sensor-Surface: 1.4mm (Mechanical Surface Detection)
- Phantom: Twin-SAM V5.0 (20deg probe tilt); Type: QD 000 P40 CD; Serial: xxxx

**Rear/802.11ac VHT80\_Ch 122/Area Scan (10x17x1):** Measurement grid: dx=10mm, dy=10mm  
Maximum value of SAR (measured) = 1.06 W/kg

**Rear/802.11ac VHT80\_Ch 122/Zoom Scan (7x7x12)/Cube 0:** Measurement grid: dx=4mm, dy=4mm, dz=2mm

Reference Value = 12.77 V/m; Power Drift = -0.00 dB

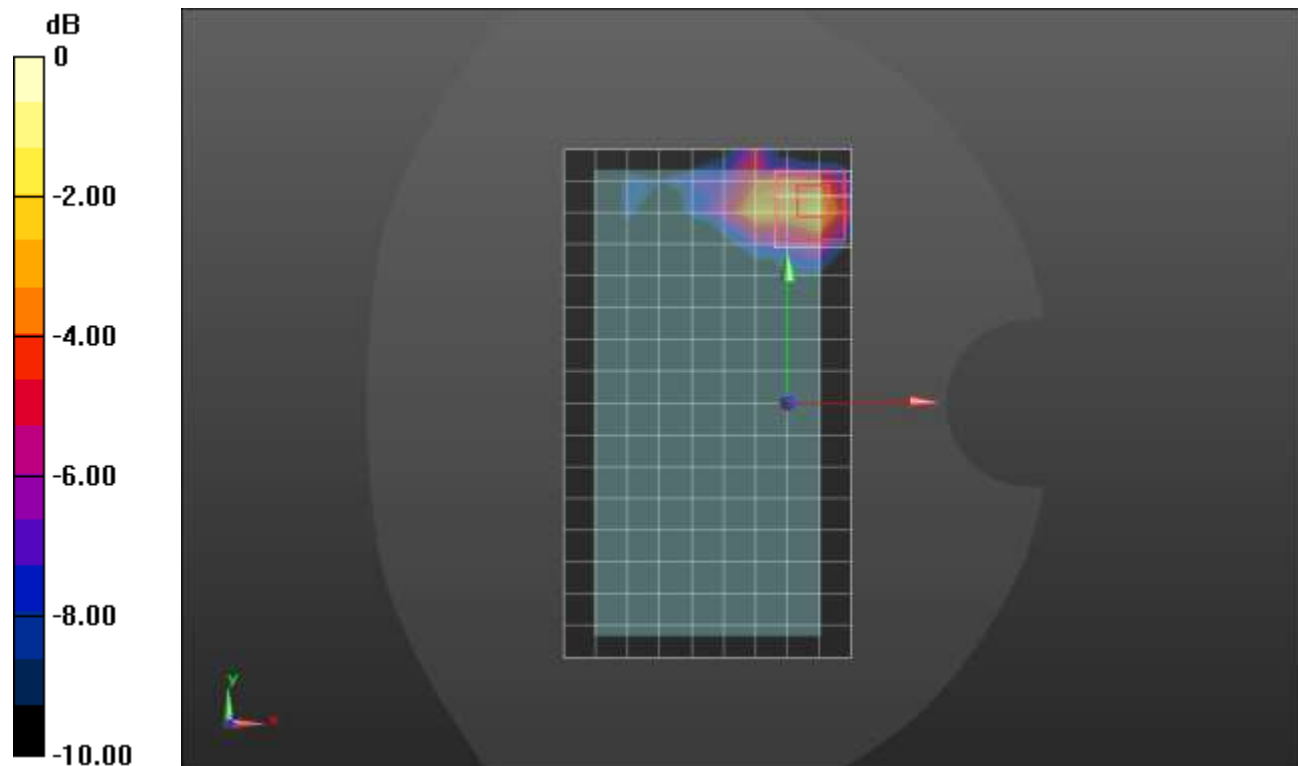
Peak SAR (extrapolated) = 2.57 W/kg

**SAR(1 g) = 0.540 W/kg; SAR(10 g) = 0.171 W/kg**

Smallest distance from peaks to all points 3 dB below = 5.1 mm

Ratio of SAR at M2 to SAR at M1 = 50.9%

Maximum value of SAR (measured) = 1.46 W/kg



0 dB = 1.46 W/kg = 1.64 dBW/kg

## Wi-Fi 5.6GHz ANT 6 CELL OFF

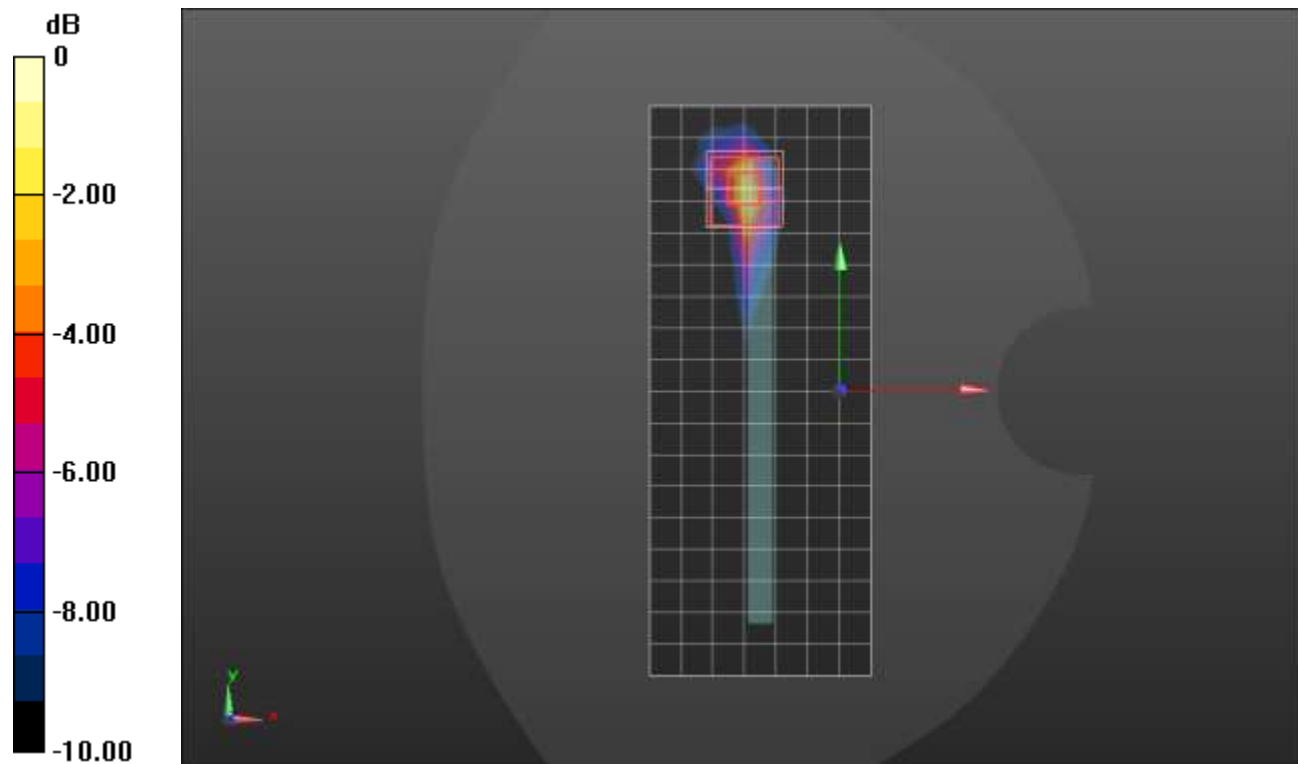
Frequency: 5610 MHz; Duty Cycle: 1:1; Room Ambient Temperature: 24.0°C; Liquid Temperature: 23.0°C  
Medium parameters used:  $f = 5610$  MHz;  $\sigma = 4.877$  S/m;  $\epsilon_r = 37.064$ ;  $\rho = 1000$  kg/m<sup>3</sup>

Dasy Configuration:

- Area Scan Setting: Find Secondary Maximum within 2.0 dB and with a peak SAR value greater than 0.0012 W/kg
- Electronics: DAE4 Sn1472; Calibrated: 1/7/2022
- Probe: EX3DV4 - SN7585; ConvF(4.68, 4.68, 4.68) @ 5610 MHz; Calibrated: 4/27/2022
- Sensor-Surface: 1.4mm (Mechanical Surface Detection)
- Phantom: Twin-SAM V5.0 (20deg probe tilt); Type: QD 000 P40 CD; Serial: xxxx

**Edge 4/802.11ac VHT80\_Ch 122/Area Scan (8x19x1):** Measurement grid: dx=10mm, dy=10mm  
Maximum value of SAR (measured) = 1.75 W/kg

**Edge 4/802.11ac VHT80\_Ch 122/Zoom Scan (7x7x12)/Cube 0:** Measurement grid: dx=4mm, dy=4mm, dz=2mm  
Reference Value = 15.47 V/m; Power Drift = -0.00 dB  
Peak SAR (extrapolated) = 3.66 W/kg  
**SAR(1 g) = 0.754 W/kg; SAR(10 g) = 0.205 W/kg**  
Smallest distance from peaks to all points 3 dB below = 5.4 mm  
Ratio of SAR at M2 to SAR at M1 = 50.6%  
Maximum value of SAR (measured) = 2.06 W/kg



**Wi-Fi 5.8GHz ANT 6 Cell OFF**

Frequency: 5775 MHz; Duty Cycle: 1:1; Room Ambient Temperature: 24.0°C; Liquid Temperature: 23.0°C  
Medium parameters used:  $f = 5775$  MHz;  $\sigma = 5.148$  S/m;  $\epsilon_r = 35.593$ ;  $\rho = 1000$  kg/m<sup>3</sup>

Dasy Configuration:

- Area Scan Setting: Find Secondary Maximum within 2.0 dB and with a peak SAR value greater than 0.0012 W/kg
- Electronics: DAE4 Sn1544; Calibrated: 1/7/2022
- Probe: EX3DV4 - SN7448; ConvF(4.6, 4.6, 4.6) @ 5775 MHz; Calibrated: 2/25/2022
- Sensor-Surface: 1.4mm (Mechanical Surface Detection)
- Phantom: Twin-SAM V5.0 (30deg probe tilt); Type: QD 000 P40 CD; Serial: xxxx

**RHS/Touch\_802.11ac VHT80\_Ch 155/Area Scan (11x19x1):** Measurement grid: dx=10mm, dy=10mm  
Maximum value of SAR (measured) = 1.77 W/kg

**RHS/Touch\_802.11ac VHT80\_Ch 155/Zoom Scan (7x7x12)/Cube 0:** Measurement grid: dx=4mm, dy=4mm, dz=2mm

Reference Value = 15.63 V/m; Power Drift = 0.13 dB

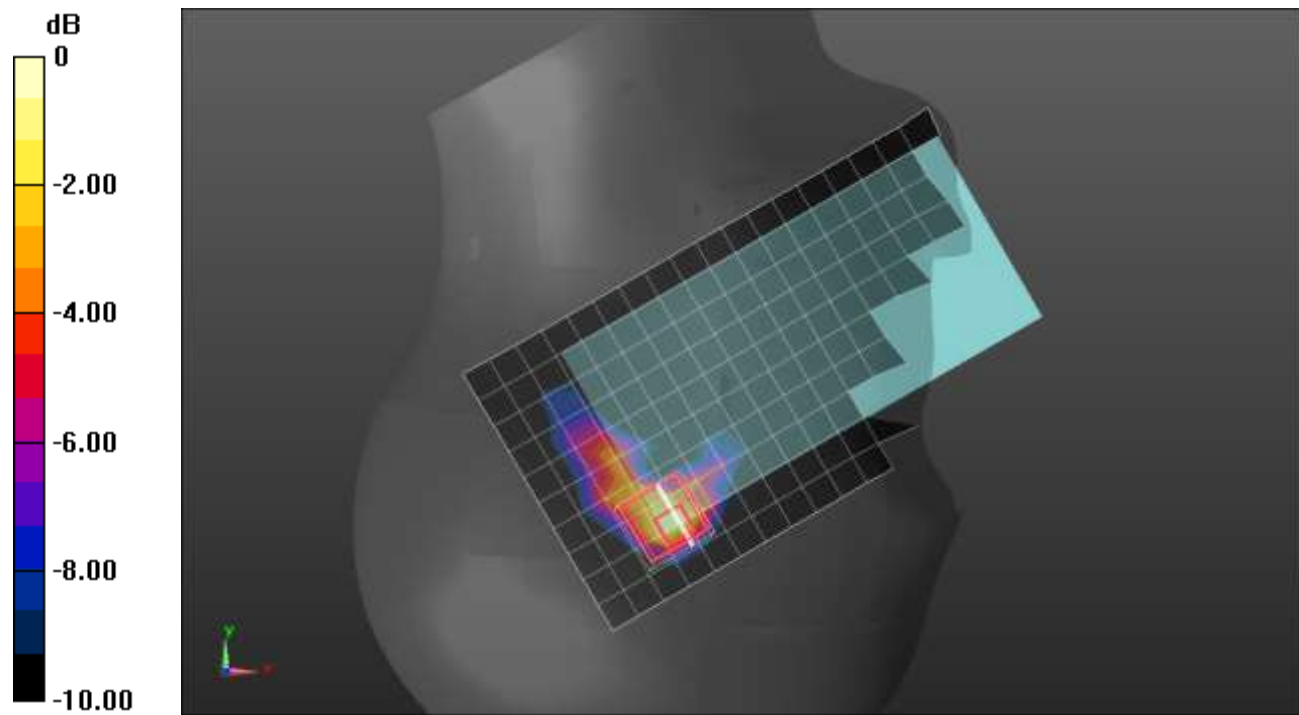
Peak SAR (extrapolated) = 3.54 W/kg

**SAR(1 g) = 0.745 W/kg; SAR(10 g) = 0.265 W/kg**

Smallest distance from peaks to all points 3 dB below = 5.6 mm

Ratio of SAR at M2 to SAR at M1 = 47.9%

Maximum value of SAR (measured) = 2.01 W/kg



0 dB = 2.01 W/kg = 3.03 dBW/kg

**Wi-Fi 5.8GHz ANT 6 Cell OFF**

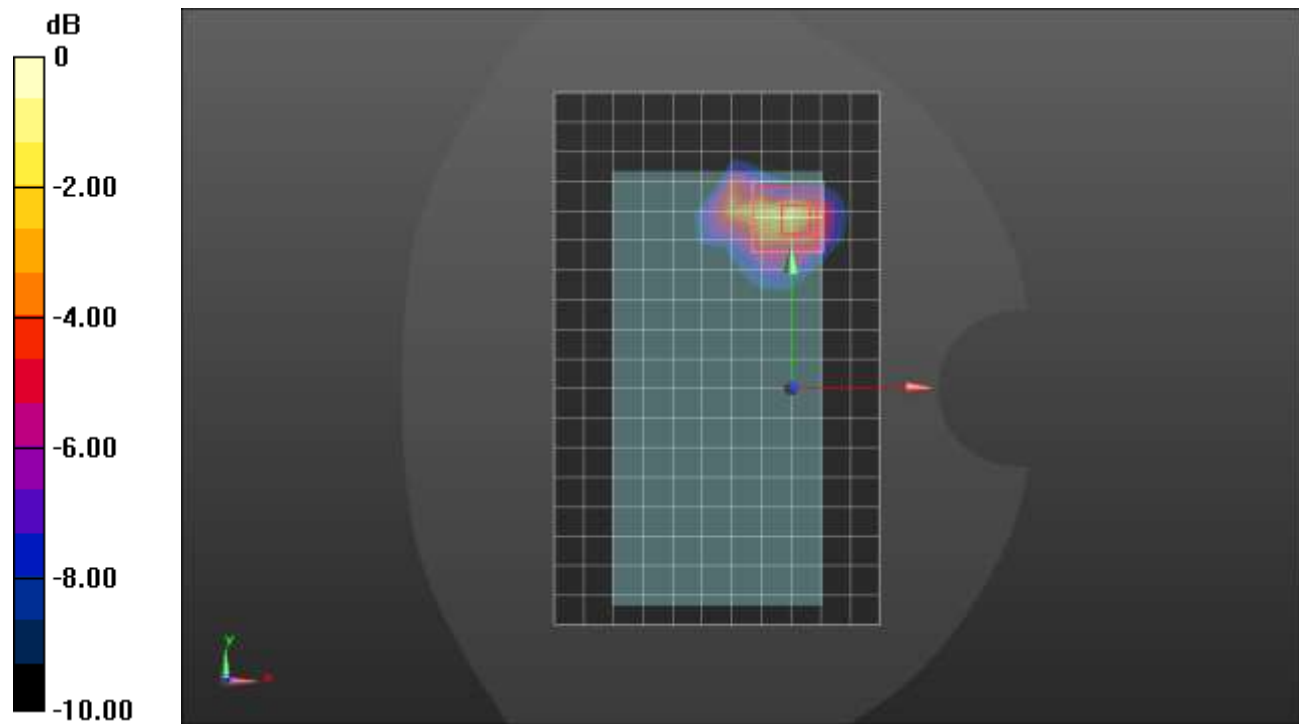
Frequency: 5775 MHz; Duty Cycle: 1:1; Room Ambient Temperature: 24.0°C; Liquid Temperature: 23.0°C  
Medium parameters used:  $f = 5775$  MHz;  $\sigma = 5.164$  S/m;  $\epsilon_r = 36.883$ ;  $\rho = 1000$  kg/m<sup>3</sup>

Dasy Configuration:

- Area Scan Setting: Find Secondary Maximum within 2.0 dB and with a peak SAR value greater than 0.0012 W/kg
- Electronics: DAE4 Sn1544; Calibrated: 1/7/2022
- Probe: EX3DV4 - SN7448; ConvF(4.6, 4.6, 4.6) @ 5775 MHz; Calibrated: 2/25/2022
- Sensor-Surface: 1.4mm (Mechanical Surface Detection)
- Phantom: Twin-SAM V5.0 (30deg probe tilt); Type: QD 000 P40 CD; Serial: xxxx

**Rear/802.11ac VHT80\_Ch 155/Area Scan (12x19x1):** Measurement grid: dx=10mm, dy=10mm  
Maximum value of SAR (measured) = 1.73 W/kg

**Rear/802.11ac VHT80\_Ch 155/Zoom Scan (7x7x12)/Cube 0:** Measurement grid: dx=4mm, dy=4mm, dz=2mm  
Reference Value = 15.77 V/m; Power Drift = 0.12 dB  
Peak SAR (extrapolated) = 4.07 W/kg  
**SAR(1 g) = 0.814 W/kg; SAR(10 g) = 0.246 W/kg**  
Smallest distance from peaks to all points 3 dB below = 4.8 mm  
Ratio of SAR at M2 to SAR at M1 = 51.6%  
Maximum value of SAR (measured) = 2.14 W/kg



0 dB = 2.14 W/kg = 3.30 dBW/kg



## Wi-Fi 5.3GHz ANT 5 CELL ON

Frequency: 5270 MHz; Duty Cycle: 1:1; Room Ambient Temperature: 24.0°C; Liquid Temperature: 23.0°C  
Medium parameters used:  $f = 5270$  MHz;  $\sigma = 4.511$  S/m;  $\epsilon_r = 34.563$ ;  $\rho = 1000$  kg/m<sup>3</sup>

Dasy Configuration:

- Area Scan Setting: Find Secondary Maximum within 2.0 dB and with a peak SAR value greater than 0.0012 W/kg
- Electronics: DAE4 Sn1257; Calibrated: 9/15/2021
- Probe: EX3DV4 - SN3749; ConvF(4.66, 4.66, 4.66) @ 5270 MHz; Calibrated: 1/18/2022
- Sensor-Surface: 1.4mm (Mechanical Surface Detection)
- Phantom: Twin-SAM V5.0 (30deg probe tilt); Type: QD 000 P40 CD; Serial: 1740

**RHS/Touch\_802.11n HT40\_Ch 54/Area Scan (13x17x1):** Measurement grid: dx=10mm, dy=10mm  
Maximum value of SAR (measured) = 0.260 W/kg

**RHS/Touch\_802.11n HT40\_Ch 54/Zoom Scan (7x7x12)/Cube 0:** Measurement grid: dx=4mm, dy=4mm, dz=2mm

Reference Value = 6.613 V/m; Power Drift = -0.02 dB

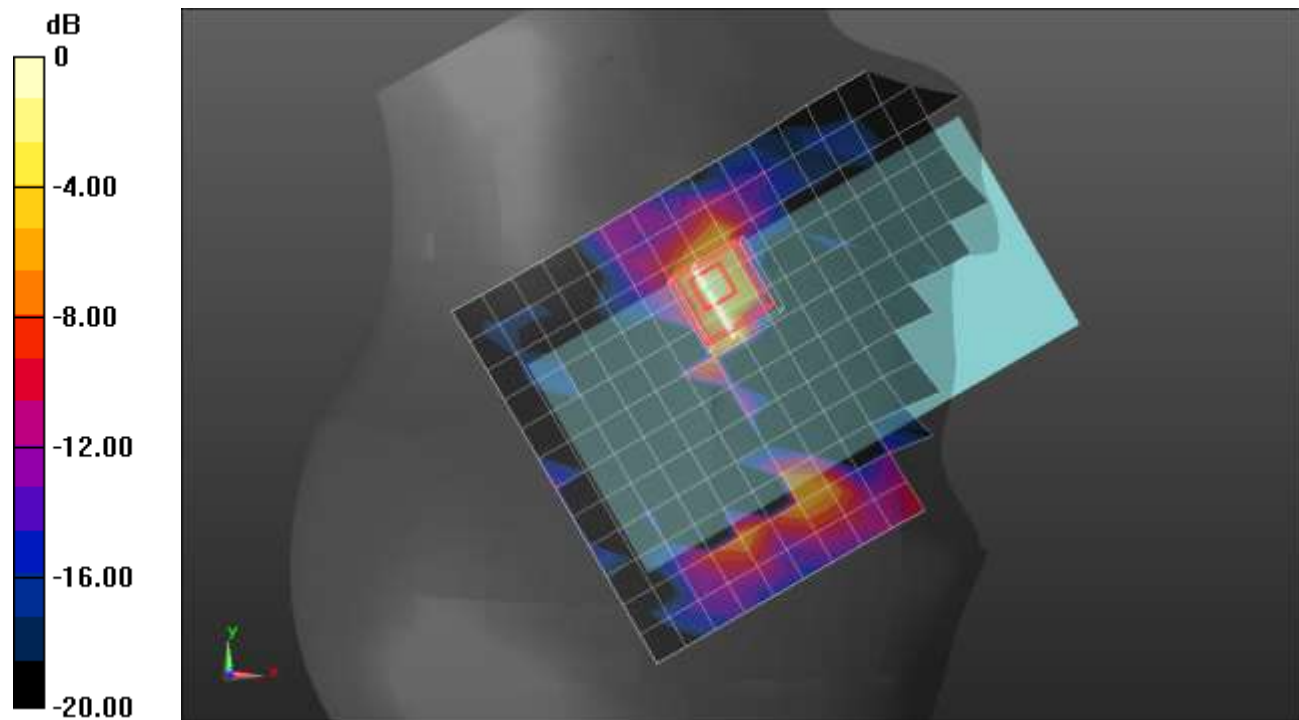
Peak SAR (extrapolated) = 0.507 W/kg

**SAR(1 g) = 0.130 W/kg; SAR(10 g) = 0.033 W/kg**

Smallest distance from peaks to all points 3 dB below = 5.7 mm

Ratio of SAR at M2 to SAR at M1 = 55.9%

Maximum value of SAR (measured) = 0.337 W/kg



0 dB = 0.337 W/kg = -4.72 dBW/kg

## Wi-Fi 5.3GHz ANT 5 CELL ON

Frequency: 5290 MHz; Duty Cycle: 1:1; Room Ambient Temperature: 24.0°C; Liquid Temperature: 23.0°C  
Medium parameters used:  $f = 5290$  MHz;  $\sigma = 4.535$  S/m;  $\epsilon_r = 34.523$ ;  $\rho = 1000$  kg/m<sup>3</sup>

Dasy Configuration:

- Area Scan Setting: Find Secondary Maximum within 2.0 dB and with a peak SAR value greater than 0.0012 W/kg
- Electronics: DAE4 Sn1257; Calibrated: 9/15/2021
- Probe: EX3DV4 - SN3749; ConvF(4.66, 4.66, 4.66) @ 5290 MHz; Calibrated: 1/18/2022
- Sensor-Surface: 1.4mm (Mechanical Surface Detection)
- Phantom: Twin-SAM V5.0 (30deg probe tilt); Type: QD 000 P40 CD; Serial: 1740

**Rear/802.11ac VHT80\_Ch 58/Area Scan (12x19x1):** Measurement grid: dx=10mm, dy=10mm

Maximum value of SAR (measured) = 1.00 W/kg

**Rear/802.11ac VHT80\_Ch 58/Zoom Scan (7x7x12)/Cube 0:** Measurement grid: dx=4mm, dy=4mm, dz=2mm

Reference Value = 9.998 V/m; Power Drift = 0.14 dB

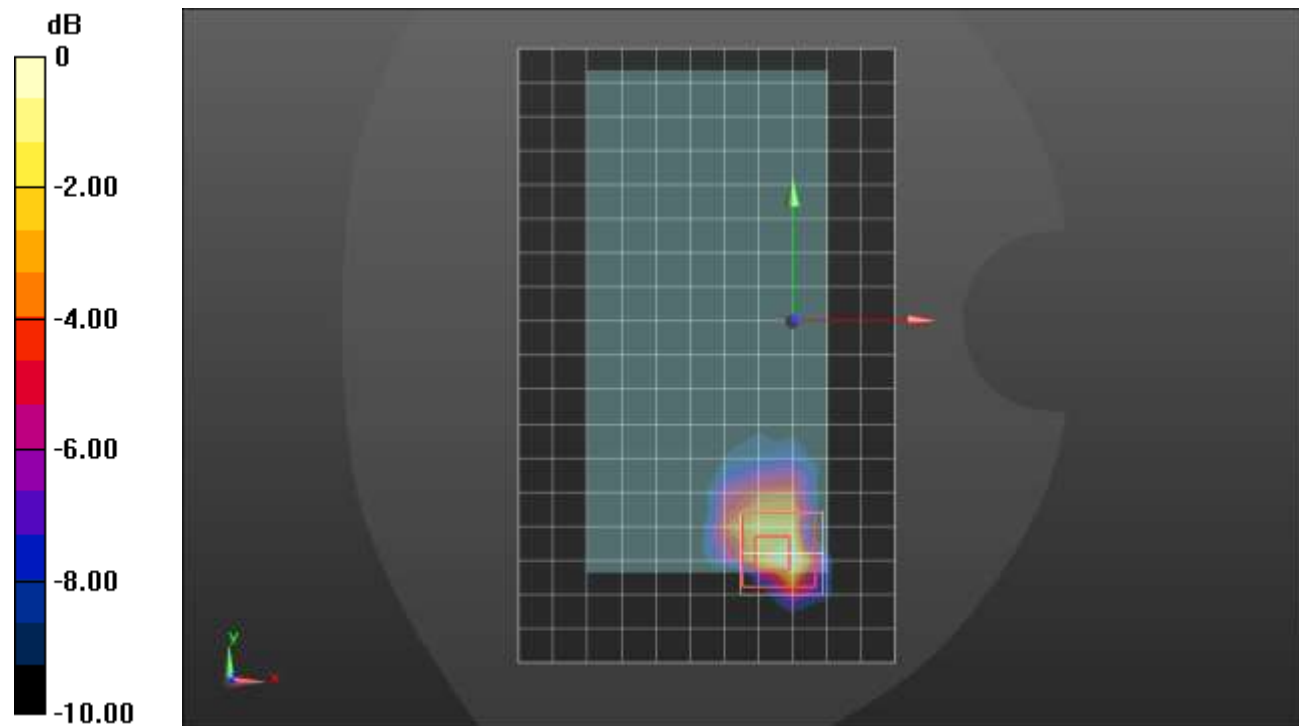
Peak SAR (extrapolated) = 1.41 W/kg

**SAR(1 g) = 0.317 W/kg; SAR(10 g) = 0.094 W/kg**

Smallest distance from peaks to all points 3 dB below = 5.8 mm

Ratio of SAR at M2 to SAR at M1 = 52.8%

Maximum value of SAR (measured) = 0.780 W/kg



## Wi-Fi 5.6GHz ANT 5 CELL ON

Frequency: 5610 MHz; Duty Cycle: 1:1; Room Ambient Temperature: 24.0°C; Liquid Temperature: 23.0°C  
Medium parameters used:  $f = 5610$  MHz;  $\sigma = 4.877$  S/m;  $\epsilon_r = 37.064$ ;  $\rho = 1000$  kg/m<sup>3</sup>

Dasy Configuration:

- Area Scan Setting: Find Secondary Maximum within 2.0 dB and with a peak SAR value greater than 0.0012 W/kg
- Electronics: DAE4 Sn1472; Calibrated: 1/7/2022
- Probe: EX3DV4 - SN7585; ConvF(4.68, 4.68, 4.68) @ 5610 MHz; Calibrated: 4/27/2022
- Sensor-Surface: 1.4mm (Mechanical Surface Detection)
- Phantom: Twin-SAM V5.0 (20deg probe tilt); Type: QD 000 P40 CD; Serial: xxxx

**RHS/Touch\_802.11ac VHT80\_Ch 122/Area Scan (10x20x1):** Measurement grid: dx=10mm, dy=10mm  
Maximum value of SAR (measured) = 0.121 W/kg

**RHS/Touch\_802.11ac VHT80\_Ch 122/Zoom Scan (7x7x12)/Cube 0:** Measurement grid: dx=4mm, dy=4mm, dz=2mm

Reference Value = 4.065 V/m; Power Drift = -0.17 dB

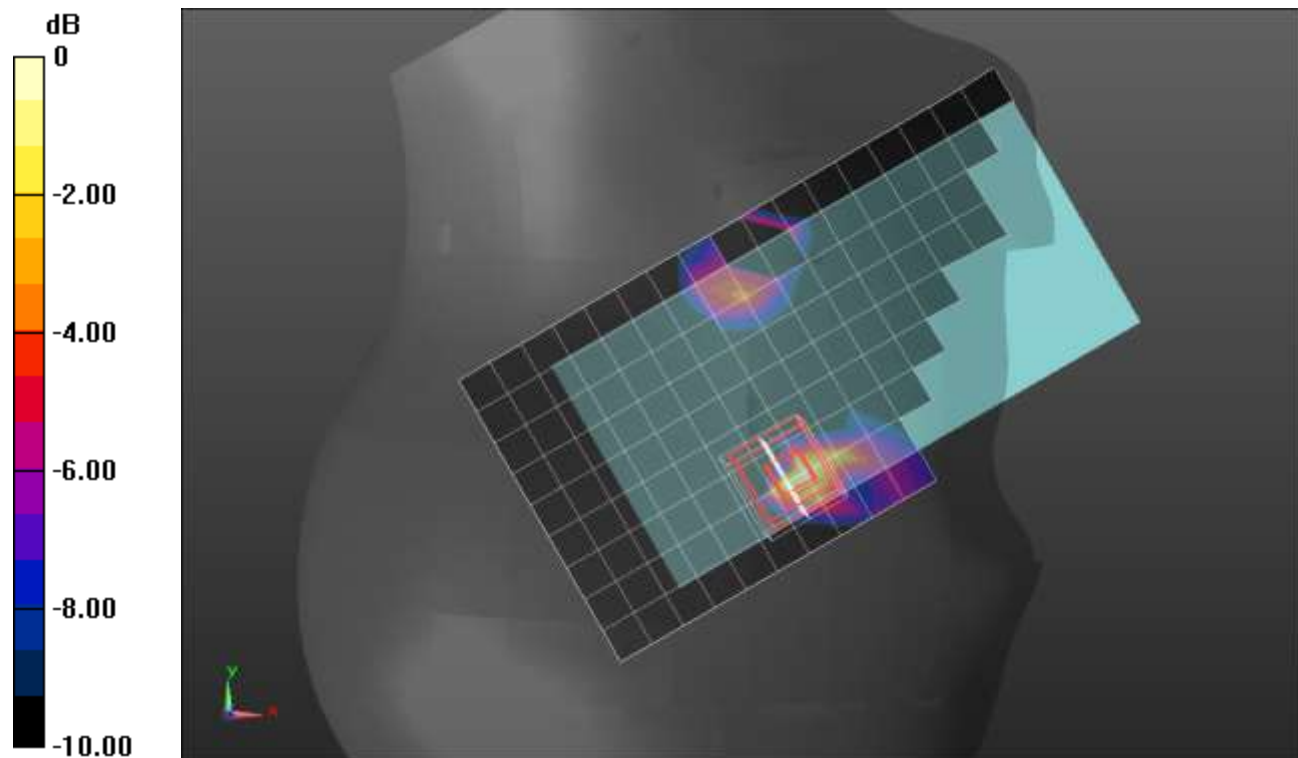
Peak SAR (extrapolated) = 0.261 W/kg

**SAR(1 g) = 0.040 W/kg; SAR(10 g) = 0.00919 W/kg**

Smallest distance from peaks to all points 3 dB below = 4.9 mm

Ratio of SAR at M2 to SAR at M1 = 49.3%

Maximum value of SAR (measured) = 0.122 W/kg



## Wi-Fi 5.6GHz ANT 5 CELL ON

Frequency: 5610 MHz; Duty Cycle: 1:1; Room Ambient Temperature: 24.0°C; Liquid Temperature: 23.0°C  
Medium parameters used:  $f = 5610$  MHz;  $\sigma = 4.875$  S/m;  $\epsilon_r = 35.268$ ;  $\rho = 1000$  kg/m<sup>3</sup>

Dasy Configuration:

- Area Scan Setting: Find Secondary Maximum within 2.0 dB and with a peak SAR value greater than 0.0012 W/kg
- Electronics: DAE4 Sn1472; Calibrated: 1/7/2022
- Probe: EX3DV4 - SN7585; ConvF(4.68, 4.68, 4.68) @ 5610 MHz; Calibrated: 4/27/2022
- Sensor-Surface: 1.4mm (Mechanical Surface Detection)
- Phantom: Twin-SAM V5.0 (20deg probe tilt); Type: QD 000 P40 CD; Serial: xxxx

**Rear/802.11ac VHT80\_Ch 122/Area Scan (11x20x1):** Measurement grid: dx=10mm, dy=10mm  
Maximum value of SAR (measured) = 0.842 W/kg

**Rear/802.11ac VHT80\_Ch 122/Zoom Scan (7x7x12)/Cube 0:** Measurement grid: dx=4mm, dy=4mm, dz=2mm

Reference Value = 11.75 V/m; Power Drift = 0.01 dB

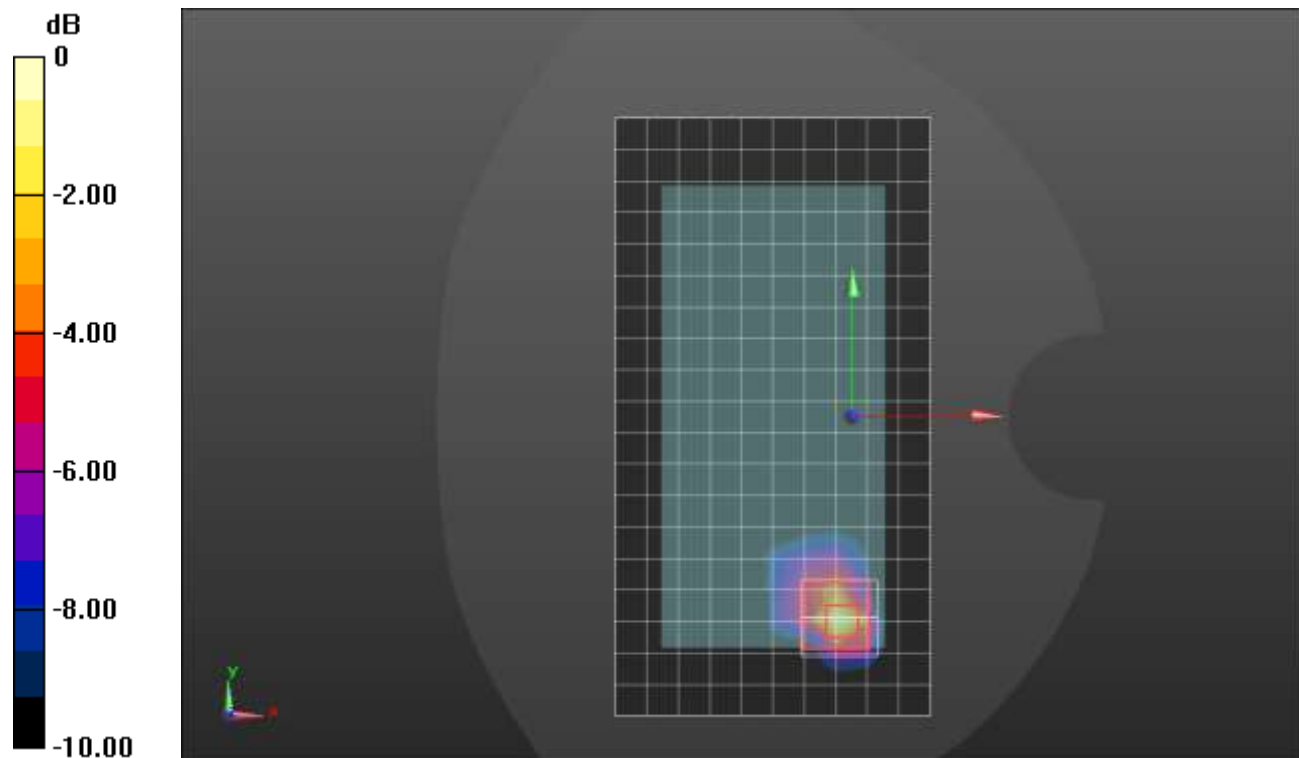
Peak SAR (extrapolated) = 1.57 W/kg

**SAR(1 g) = 0.353 W/kg; SAR(10 g) = 0.104 W/kg**

Smallest distance from peaks to all points 3 dB below = 6.2 mm

Ratio of SAR at M2 to SAR at M1 = 53.1%

Maximum value of SAR (measured) = 0.881 W/kg



## Wi-Fi 5.8GHz ANT 5 CELL ON

Frequency: 5775 MHz; Duty Cycle: 1:1; Room Ambient Temperature: 24.0°C; Liquid Temperature: 23.0°C  
Medium parameters used:  $f = 5775$  MHz;  $\sigma = 5.148$  S/m;  $\epsilon_r = 35.593$ ;  $\rho = 1000$  kg/m<sup>3</sup>

Dasy Configuration:

- Area Scan Setting: Find Secondary Maximum within 2.0 dB and with a peak SAR value greater than 0.0012 W/kg
- Electronics: DAE4 Sn1544; Calibrated: 1/7/2022
- Probe: EX3DV4 - SN7448; ConvF(4.6, 4.6, 4.6) @ 5775 MHz; Calibrated: 2/25/2022
- Sensor-Surface: 1.4mm (Mechanical Surface Detection)
- Phantom: Twin-SAM V5.0 (30deg probe tilt); Type: QD 000 P40 CD; Serial: xxxx

**LHS/Touch\_802.11ac VHT80\_Ch 155/Area Scan (13x18x1):** Measurement grid: dx=10mm, dy=10mm  
Maximum value of SAR (measured) = 0.0742 W/kg

**LHS/Touch\_802.11ac VHT80\_Ch 155/Zoom Scan (7x7x12)/Cube 0:** Measurement grid: dx=4mm, dy=4mm, dz=2mm

Reference Value = 2.806 V/m; Power Drift = -0.17 dB

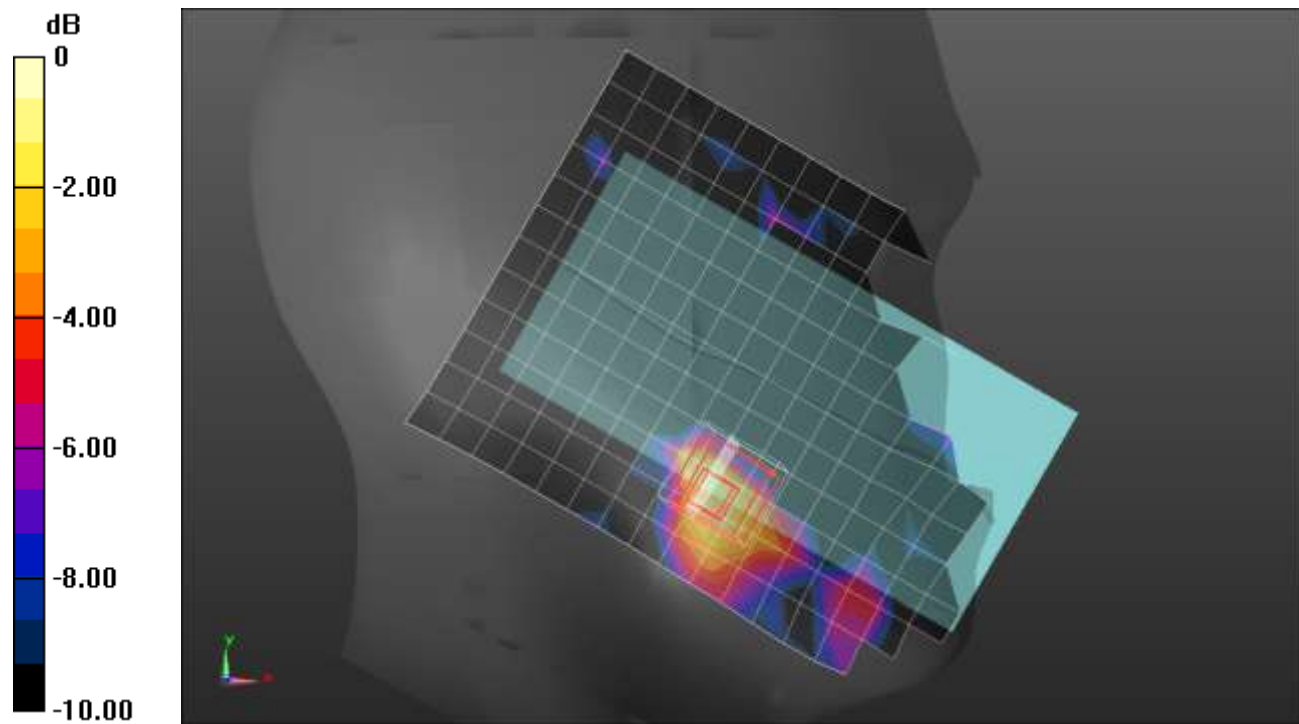
Peak SAR (extrapolated) = 0.241 W/kg

**SAR(1 g) = 0.027 W/kg; SAR(10 g) = 0.00708 W/kg**

Smallest distance from peaks to all points 3 dB below: Larger than measurement grid (> 12 mm)

Ratio of SAR at M2 to SAR at M1 = 49.4%

Maximum value of SAR (measured) = 0.0841 W/kg



0 dB = 0.0841 W/kg = -10.75 dBW/kg

## Wi-Fi 5.8GHz ANT 5 CELL ON

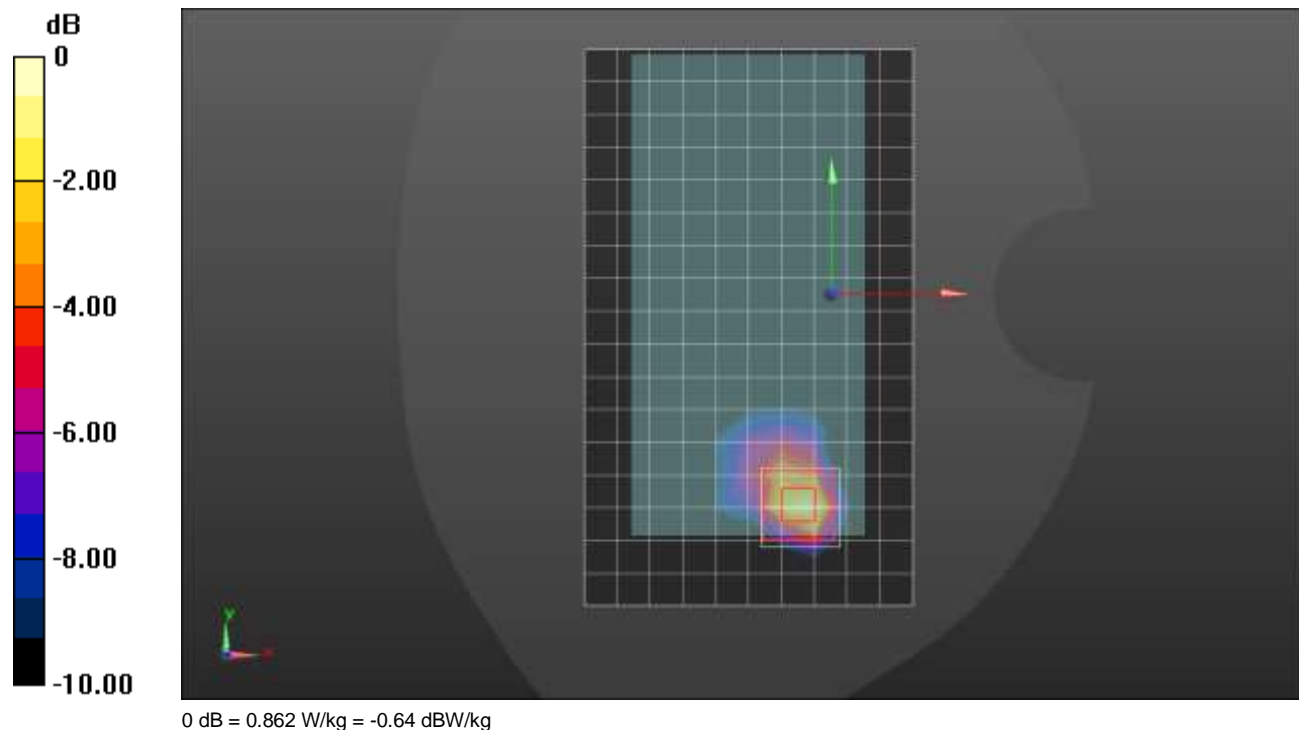
Frequency: 5775 MHz; Duty Cycle: 1:1; Room Ambient Temperature: 24.0°C; Liquid Temperature: 23.0°C  
Medium parameters used:  $f = 5775$  MHz;  $\sigma = 5.048$  S/m;  $\epsilon_r = 34.744$ ;  $\rho = 1000$  kg/m<sup>3</sup>

Dasy Configuration:

- Area Scan Setting: Find Secondary Maximum within 2.0 dB and with a peak SAR value greater than 0.0012 W/kg
- Electronics: DAE4 Sn1544; Calibrated: 1/7/2022
- Probe: EX3DV4 - SN7448; ConvF(4.6, 4.6, 4.6) @ 5775 MHz; Calibrated: 2/25/2022
- Sensor-Surface: 1.4mm (Mechanical Surface Detection)
- Phantom: Twin-SAM V5.0 (30deg probe tilt); Type: QD 000 P40 CD; Serial: xxxx

**Rear/802.11ac VHT80\_Ch 155/Area Scan (11x18x1):** Measurement grid: dx=10mm, dy=10mm  
Maximum value of SAR (measured) = 0.837 W/kg

**Rear/802.11ac VHT80\_Ch 155/Zoom Scan (7x7x12)/Cube 0:** Measurement grid: dx=4mm, dy=4mm, dz=2mm  
Reference Value = 10.34 V/m; Power Drift = 0.01 dB  
Peak SAR (extrapolated) = 1.78 W/kg  
**SAR(1 g) = 0.331 W/kg; SAR(10 g) = 0.094 W/kg**  
Smallest distance from peaks to all points 3 dB below = 7.2 mm  
Ratio of SAR at M2 to SAR at M1 = 51%  
Maximum value of SAR (measured) = 0.862 W/kg



## Wi-Fi 5.3GHz ANT 6 CELL ON

Frequency: 5290 MHz; Duty Cycle: 1:1; Room Ambient Temperature: 24.0°C; Liquid Temperature: 23.0°C  
Medium parameters used:  $f = 5290$  MHz;  $\sigma = 4.63$  S/m;  $\epsilon_r = 36.274$ ;  $\rho = 1000$  kg/m<sup>3</sup>

Dasy Configuration:

- Area Scan Setting: Find Secondary Maximum within 2.0 dB and with a peak SAR value greater than 0.0012 W/kg
- Electronics: DAE4 Sn1257; Calibrated: 9/15/2021
- Probe: EX3DV4 - SN3749; ConvF(4.66, 4.66, 4.66) @ 5290 MHz; Calibrated: 1/18/2022
- Sensor-Surface: 1.4mm (Mechanical Surface Detection)
- Phantom: Twin-SAM V5.0 (30deg probe tilt); Type: QD 000 P40 CD; Serial: 1740

**RHS/802.11ac VHT80\_Ch 58/Area Scan (11x19x1):** Measurement grid: dx=10mm, dy=10mm

Maximum value of SAR (measured) = 0.557 W/kg

**RHS/802.11ac VHT80\_Ch 58/Zoom Scan (9x9x12)/Cube 0:** Measurement grid: dx=4mm, dy=4mm, dz=2mm

Reference Value = 8.595 V/m; Power Drift = 0.16 dB

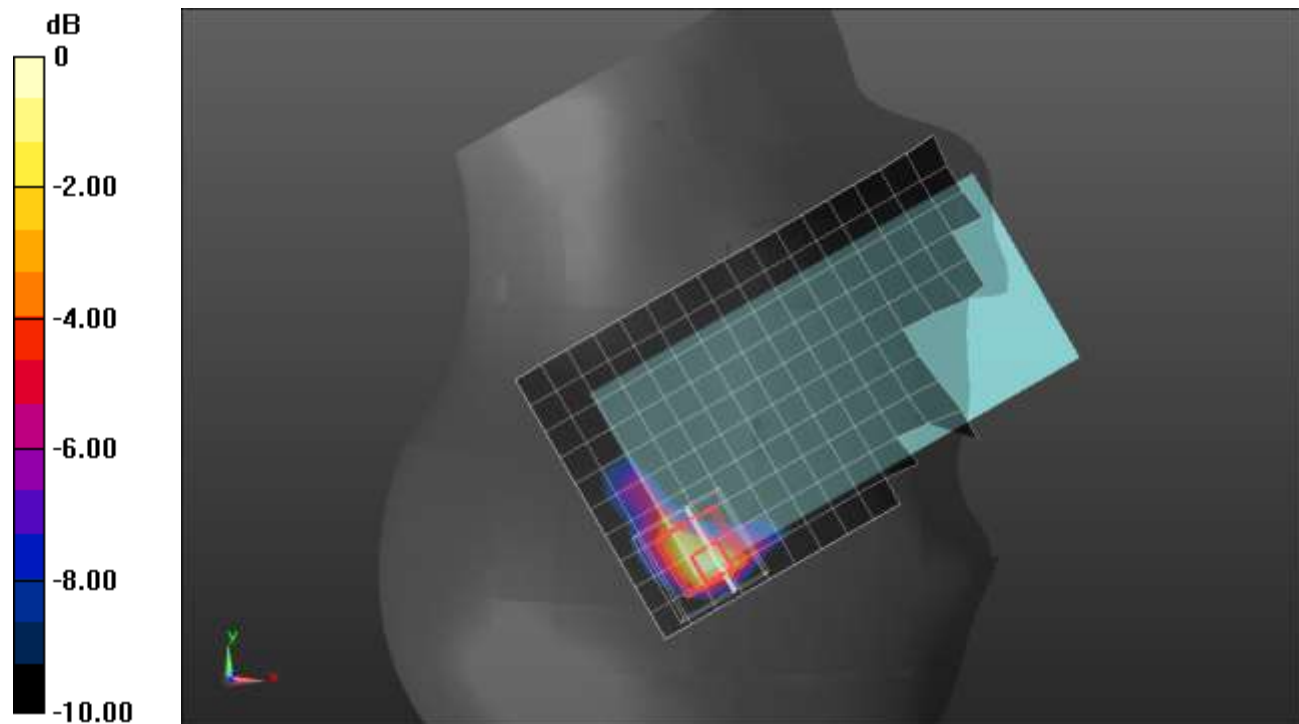
Peak SAR (extrapolated) = 1.21 W/kg

**SAR(1 g) = 0.245 W/kg; SAR(10 g) = 0.089 W/kg**

Smallest distance from peaks to all points 3 dB below = 5.6 mm

Ratio of SAR at M2 to SAR at M1 = 47.1%

Maximum value of SAR (measured) = 0.693 W/kg



0 dB = 0.693 W/kg = -1.59 dBW/kg



## Wi-Fi 5.2GHz ANT 6 Cell ON

Frequency: 5210 MHz; Duty Cycle: 1:1; Room Ambient Temperature: 24.0°C; Liquid Temperature: 23.0°C  
Medium parameters used:  $f = 5210$  MHz;  $\sigma = 4.474$  S/m;  $\epsilon_r = 34.535$ ;  $\rho = 1000$  kg/m<sup>3</sup>

Dasy Configuration:

- Area Scan Setting: Find Secondary Maximum within 2.0 dB and with a peak SAR value greater than 0.0012 W/kg
- Electronics: DAE4 Sn1257; Calibrated: 9/15/2021
- Probe: EX3DV4 - SN3749; ConvF(4.66, 4.66, 4.66) @ 5210 MHz; Calibrated: 1/18/2022
- Sensor-Surface: 1.4mm (Mechanical Surface Detection)
- Phantom: Twin-SAM V5.0 (30deg probe tilt); Type: QD 000 P40 CD; Serial: 1740

**Rear/802.11ac VHT80\_Ch 42/Area Scan (11x19x1):** Measurement grid: dx=10mm, dy=10mm

Maximum value of SAR (measured) = 0.617 W/kg

**Rear/802.11ac VHT80\_Ch 42/Zoom Scan (7x7x12)/Cube 0:** Measurement grid: dx=4mm, dy=4mm, dz=2mm

Reference Value = 10.48 V/m; Power Drift = -0.02 dB

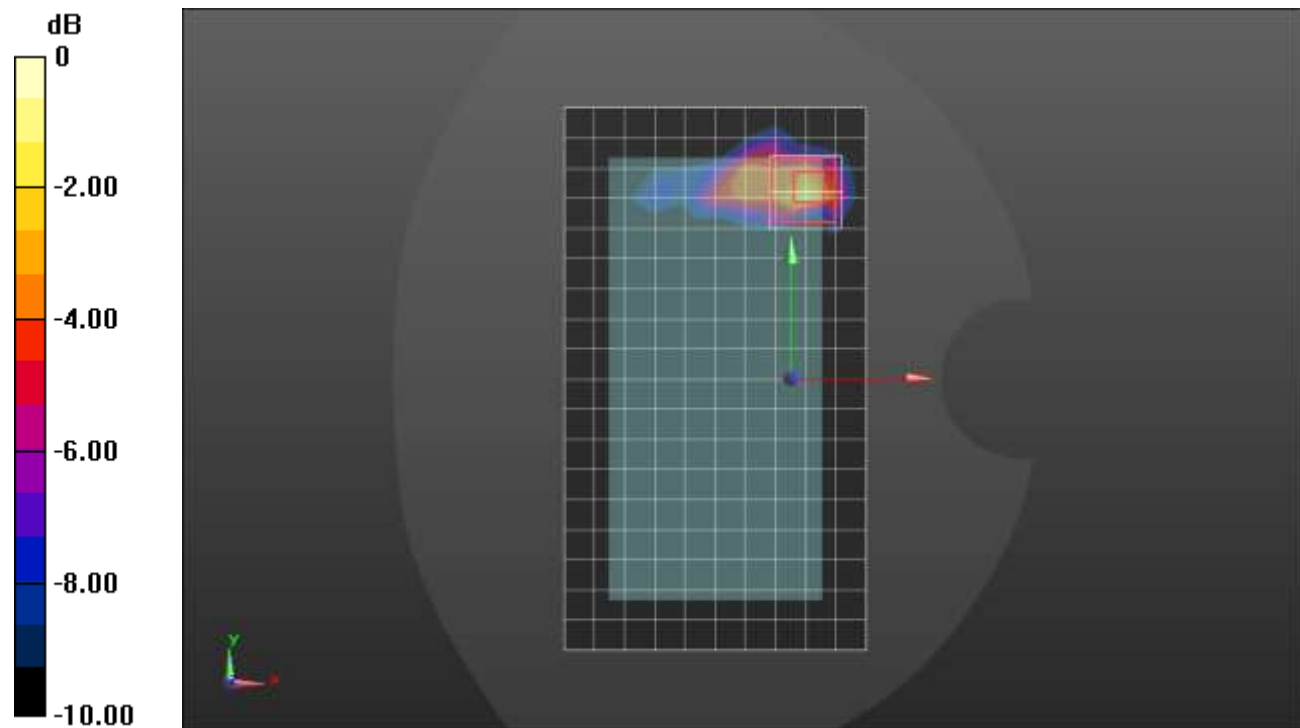
Peak SAR (extrapolated) = 1.32 W/kg

**SAR(1 g) = 0.315 W/kg; SAR(10 g) = 0.092 W/kg**

Smallest distance from peaks to all points 3 dB below = 5.8 mm

Ratio of SAR at M2 to SAR at M1 = 54.6%

Maximum value of SAR (measured) = 0.781 W/kg



0 dB = 0.781 W/kg = -1.07 dBW/kg



## Wi-Fi 5.6GHz ANT 6 CELL ON

Frequency: 5610 MHz; Duty Cycle: 1:1; Room Ambient Temperature: 24.0°C; Liquid Temperature: 23.0°C  
Medium parameters used:  $f = 5610$  MHz;  $\sigma = 4.858$  S/m;  $\epsilon_r = 34.624$ ;  $\rho = 1000$  kg/m<sup>3</sup>

Dasy Configuration:

- Area Scan Setting: Find Secondary Maximum within 2.0 dB and with a peak SAR value greater than 0.0012 W/kg
- Electronics: DAE4 Sn1472; Calibrated: 1/7/2022
- Probe: EX3DV4 - SN7585; ConvF(4.68, 4.68, 4.68) @ 5610 MHz; Calibrated: 4/27/2022
- Sensor-Surface: 1.4mm (Mechanical Surface Detection)
- Phantom: Twin-SAM V5.0 (20deg probe tilt); Type: QD 000 P40 CD; Serial: xxxx

**RHS/Touch\_802.11ac VHT80\_Ch 122/Area Scan (10x18x1):** Measurement grid: dx=10mm, dy=10mm  
Maximum value of SAR (measured) = 0.683 W/kg

**RHS/Touch\_802.11ac VHT80\_Ch 122/Zoom Scan (7x7x12)/Cube 0:** Measurement grid: dx=4mm, dy=4mm, dz=2mm

Reference Value = 9.628 V/m; Power Drift = 0.06 dB

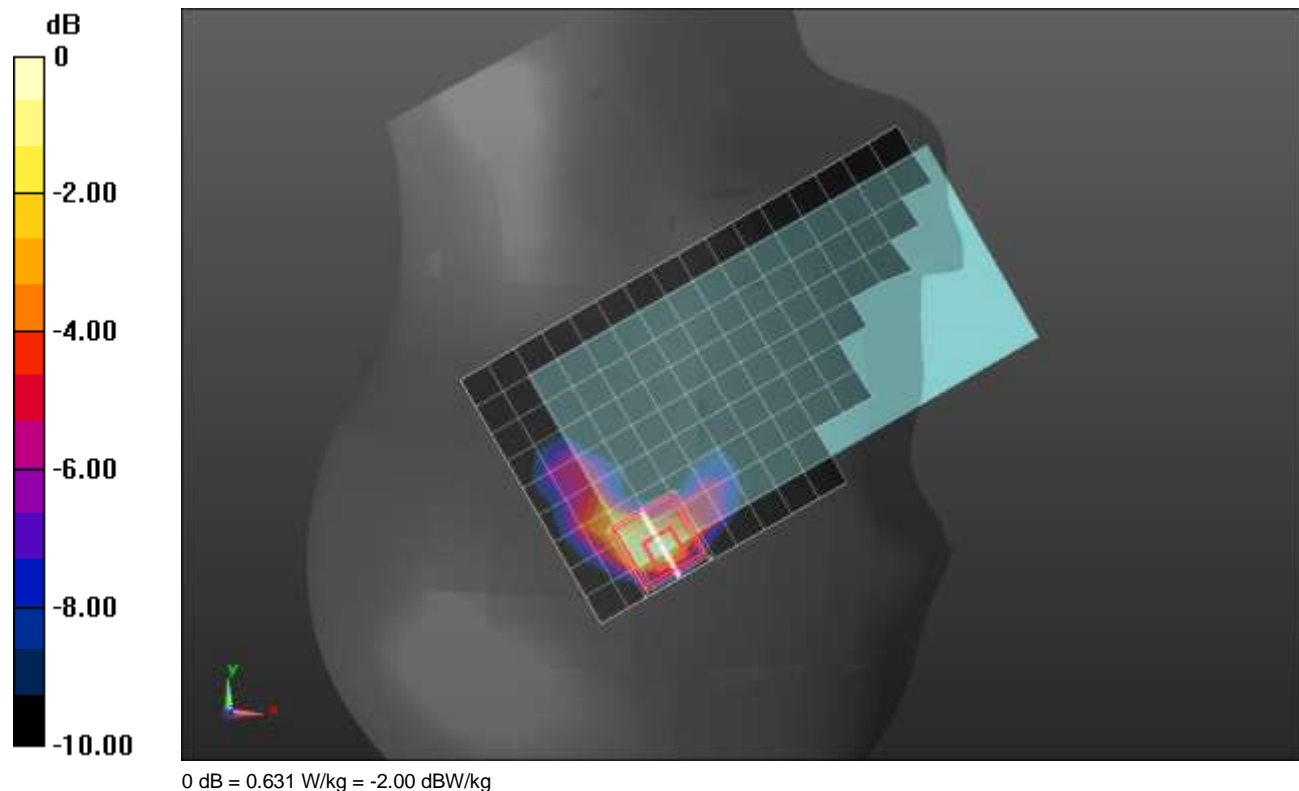
Peak SAR (extrapolated) = 1.16 W/kg

**SAR(1 g) = 0.244 W/kg; SAR(10 g) = 0.081 W/kg**

Smallest distance from peaks to all points 3 dB below = 4.9 mm

Ratio of SAR at M2 to SAR at M1 = 47.8%

Maximum value of SAR (measured) = 0.631 W/kg



## Wi-Fi 5.6GHz ANT 6 CELL ON

Frequency: 5610 MHz; Duty Cycle: 1:1; Room Ambient Temperature: 24.0°C; Liquid Temperature: 23.0°C  
Medium parameters used:  $f = 5610$  MHz;  $\sigma = 4.858$  S/m;  $\epsilon_r = 34.624$ ;  $\rho = 1000$  kg/m<sup>3</sup>

Dasy Configuration:

- Area Scan Setting: Find Secondary Maximum within 2.0 dB and with a peak SAR value greater than 0.0012 W/kg
- Electronics: DAE4 Sn1472; Calibrated: 1/7/2022
- Probe: EX3DV4 - SN7585; ConvF(4.68, 4.68, 4.68) @ 5610 MHz; Calibrated: 4/27/2022
- Sensor-Surface: 1.4mm (Mechanical Surface Detection)
- Phantom: Twin-SAM V5.0 (20deg probe tilt); Type: QD 000 P40 CD; Serial: xxxx

**Rear/802.11ac VHT80\_Ch 122/Area Scan (10x19x1):** Measurement grid: dx=10mm, dy=10mm  
Maximum value of SAR (measured) = 0.635 W/kg

**Rear/802.11ac VHT80\_Ch 122/Zoom Scan (7x7x12)/Cube 0:** Measurement grid: dx=4mm, dy=4mm, dz=2mm

Reference Value = 9.999 V/m; Power Drift = 0.02 dB

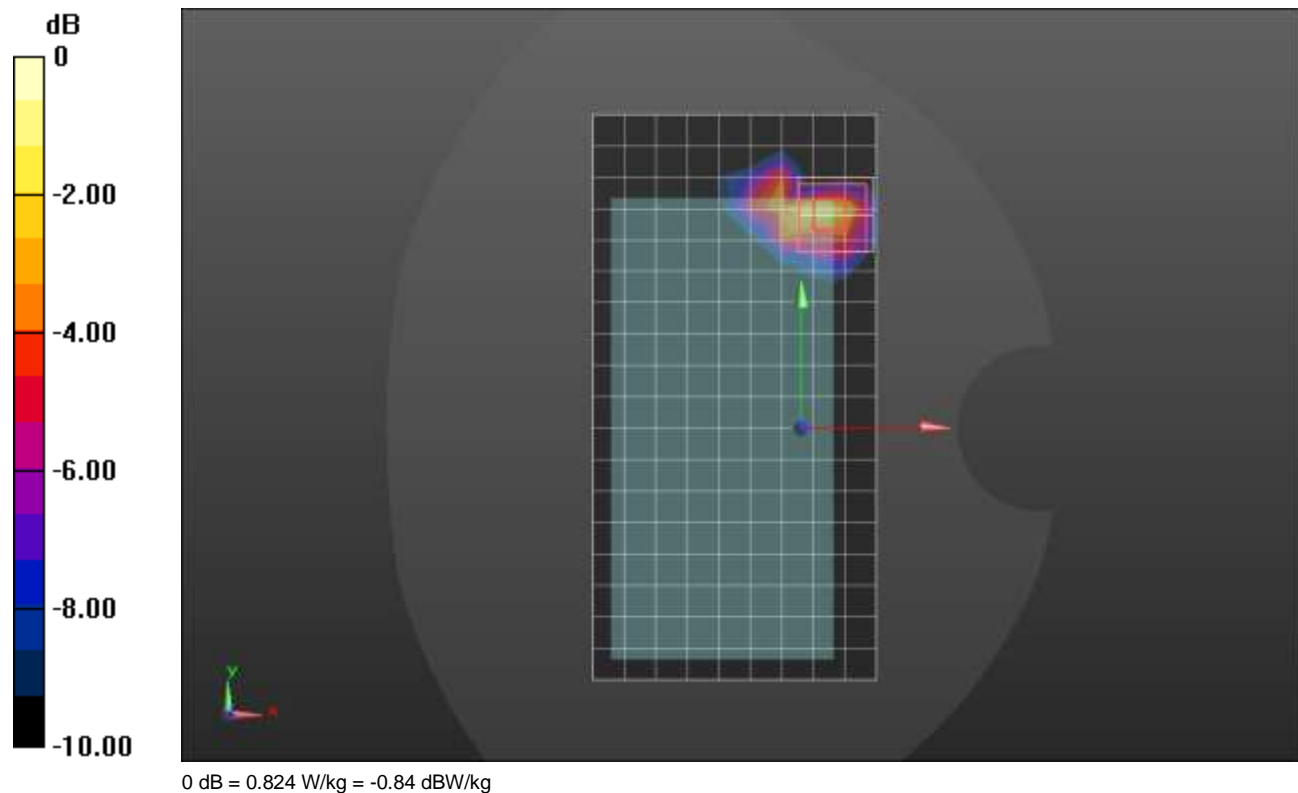
Peak SAR (extrapolated) = 1.40 W/kg

**SAR(1 g) = 0.291 W/kg; SAR(10 g) = 0.083 W/kg**

Smallest distance from peaks to all points 3 dB below = 4.8 mm

Ratio of SAR at M2 to SAR at M1 = 52.3%

Maximum value of SAR (measured) = 0.824 W/kg



**Wi-Fi 5.8GHz ANT 6 CELL ON**

Frequency: 5775 MHz; Duty Cycle: 1:1; Room Ambient Temperature: 24.0°C; Liquid Temperature: 23.0°C  
Medium parameters used:  $f = 5775$  MHz;  $\sigma = 5.164$  S/m;  $\epsilon_r = 36.883$ ;  $\rho = 1000$  kg/m<sup>3</sup>

Dasy Configuration:

- Area Scan Setting: Find Secondary Maximum within 2.0 dB and with a peak SAR value greater than 0.0012 W/kg
- Electronics: DAE4 Sn1544; Calibrated: 1/7/2022
- Probe: EX3DV4 - SN7448; ConvF(4.6, 4.6, 4.6) @ 5775 MHz; Calibrated: 2/25/2022
- Sensor-Surface: 1.4mm (Mechanical Surface Detection)
- Phantom: Twin-SAM V5.0 (30deg probe tilt); Type: QD 000 P40 CD; Serial: xxxx

**RHS/Touch\_802.11ac VHT80\_Ch 155/Area Scan (11x19x1):** Measurement grid: dx=10mm, dy=10mm  
Maximum value of SAR (measured) = 0.612 W/kg

**RHS/Touch\_802.11ac VHT80\_Ch 155/Zoom Scan (7x7x12)/Cube 0:** Measurement grid: dx=4mm, dy=4mm, dz=2mm

Reference Value = 9.452 V/m; Power Drift = 0.09 dB

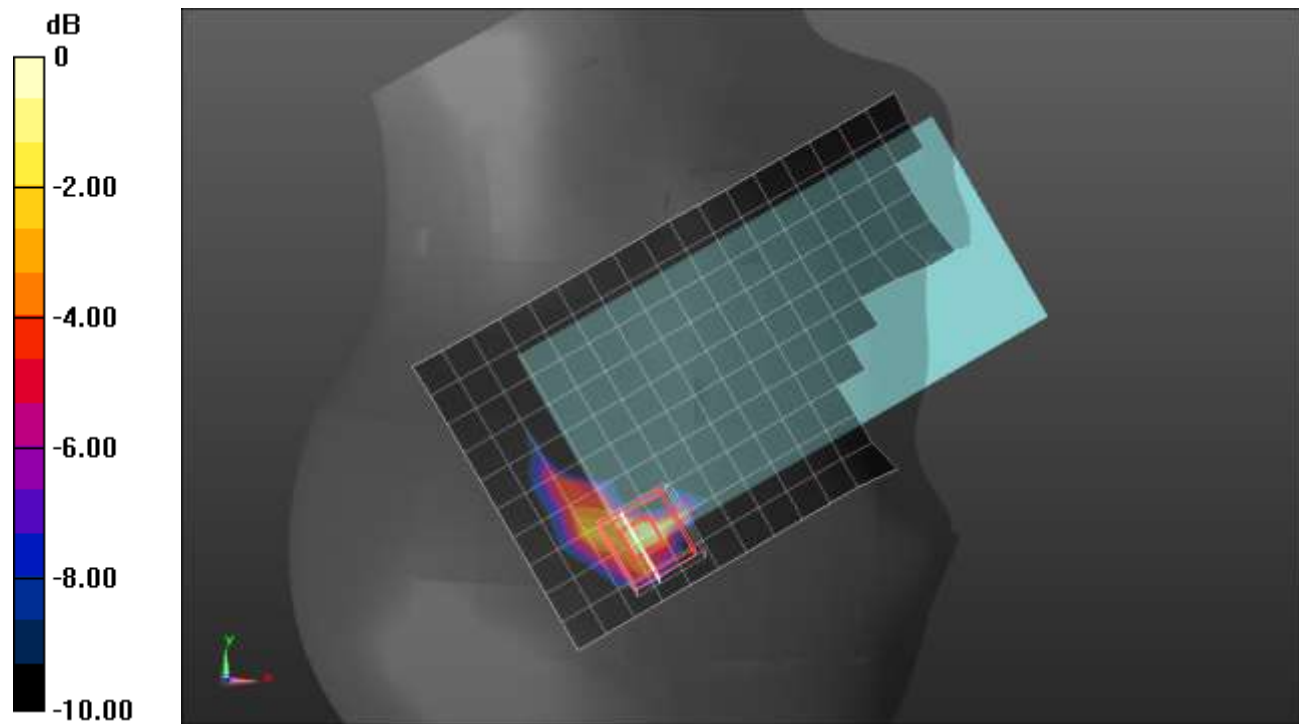
Peak SAR (extrapolated) = 1.19 W/kg

**SAR(1 g) = 0.229 W/kg; SAR(10 g) = 0.073 W/kg**

Smallest distance from peaks to all points 3 dB below = 6.1 mm

Ratio of SAR at M2 to SAR at M1 = 44.7%

Maximum value of SAR (measured) = 0.693 W/kg



## Wi-Fi 5.8GHz ANT 6 CELL ON

Frequency: 5775 MHz; Duty Cycle: 1:1; Room Ambient Temperature: 24.0°C; Liquid Temperature: 23.0°C  
Medium parameters used:  $f = 5775$  MHz;  $\sigma = 5.164$  S/m;  $\epsilon_r = 36.883$ ;  $\rho = 1000$  kg/m<sup>3</sup>

Dasy Configuration:

- Area Scan Setting: Find Secondary Maximum within 2.0 dB and with a peak SAR value greater than 0.0012 W/kg
- Electronics: DAE4 Sn1544; Calibrated: 1/7/2022
- Probe: EX3DV4 - SN7448; ConvF(4.6, 4.6, 4.6) @ 5775 MHz; Calibrated: 2/25/2022
- Sensor-Surface: 1.4mm (Mechanical Surface Detection (Locations From Previous Scan Used)), Sensor-Surface: 1.4mm (Mechanical Surface Detection)
- Phantom: Twin-SAM V5.0 (30deg probe tilt); Type: QD 000 P40 CD; Serial: xxxx

**Rear/802.11ac VHT80\_Ch 155/Area Scan (12x20x1):** Measurement grid: dx=10mm, dy=10mm

Maximum value of SAR (measured) = 0.844 W/kg

**Rear/802.11ac VHT80\_Ch 155/Zoom Scan (7x7x12)/Cube 0:** Measurement grid: dx=4mm, dy=4mm, dz=2mm

Reference Value = 10.71 V/m; Power Drift = 0.07 dB

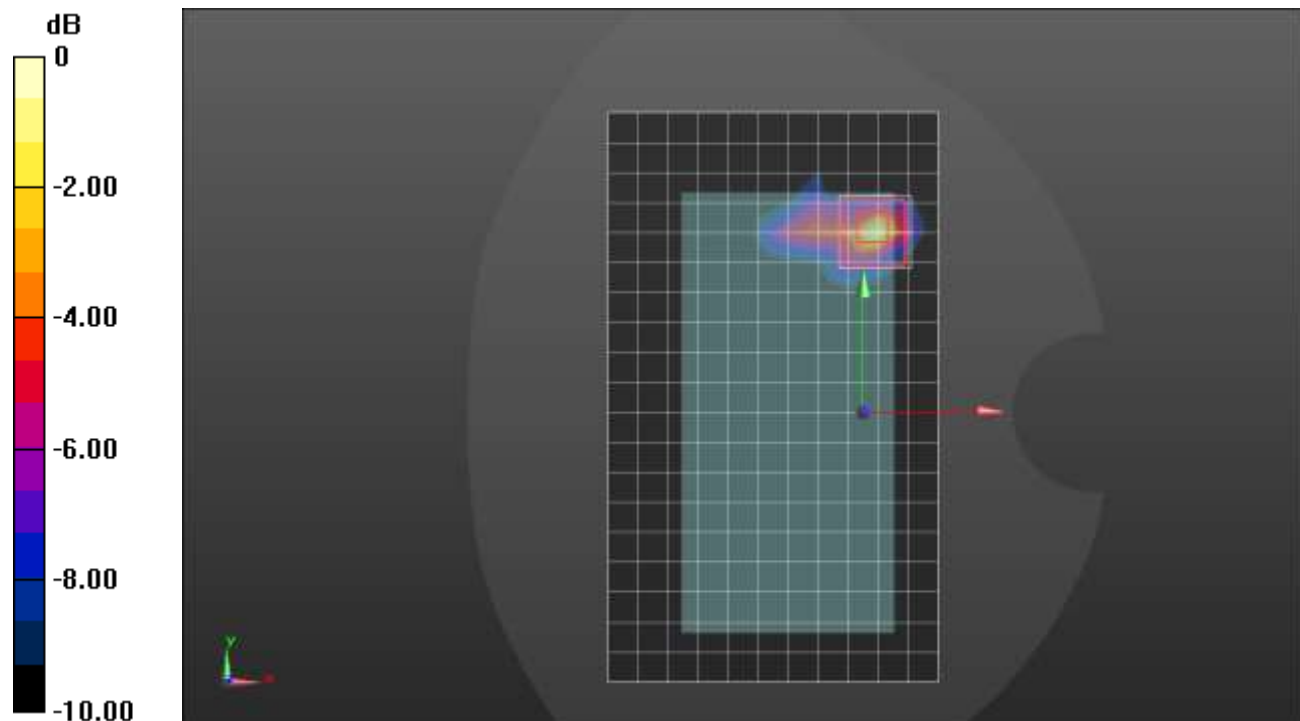
Peak SAR (extrapolated) = 1.63 W/kg

**SAR(1 g) = 0.276 W/kg; SAR(10 g) = 0.066 W/kg**

Smallest distance from peaks to all points 3 dB below = 4.1 mm

Ratio of SAR at M2 to SAR at M1 = 47.1%

Maximum value of SAR (measured) = 0.854 W/kg



0 dB = 0.854 W/kg = -0.69 dBW/kg

## Bluetooth (Plow) ANT 3

Frequency: 2441 MHz; Duty Cycle: 1:1; Room Ambient Temperature: 24.0°C; Liquid Temperature: 23.0°C  
Medium parameters used (interpolated):  $f = 2441$  MHz;  $\sigma = 1.807$  S/m;  $\epsilon_r = 38.167$ ;  $\rho = 1000$  kg/m<sup>3</sup>

Dasy Configuration:

- Area Scan Setting: Find Secondary Maximum within 2.0 dB and with a peak SAR value greater than 0.0012 W/kg
- Electronics: DAE4 Sn1377; Calibrated: 9/20/2021
- Probe: EX3DV4 - SN3885; ConvF(7.39, 7.39, 7.39) @ 2441 MHz; Calibrated: 9/23/2021
- Sensor-Surface: 1.4mm (Mechanical Surface Detection)
- Phantom: Twin-SAM V5.0 (20deg probe tilt); Type: QD 000 P40 CD; Serial: xxxx

**LHS/Touch\_GFSK\_ch 39/Area Scan (11x16x1):** Measurement grid: dx=12mm, dy=12mm

Maximum value of SAR (measured) = 0.0809 W/kg

**LHS/Touch\_GFSK\_ch 39/Zoom Scan (7x7x7)/Cube 0:** Measurement grid: dx=5mm, dy=5mm, dz=5mm

Reference Value = 6.233 V/m; Power Drift = 0.17 dB

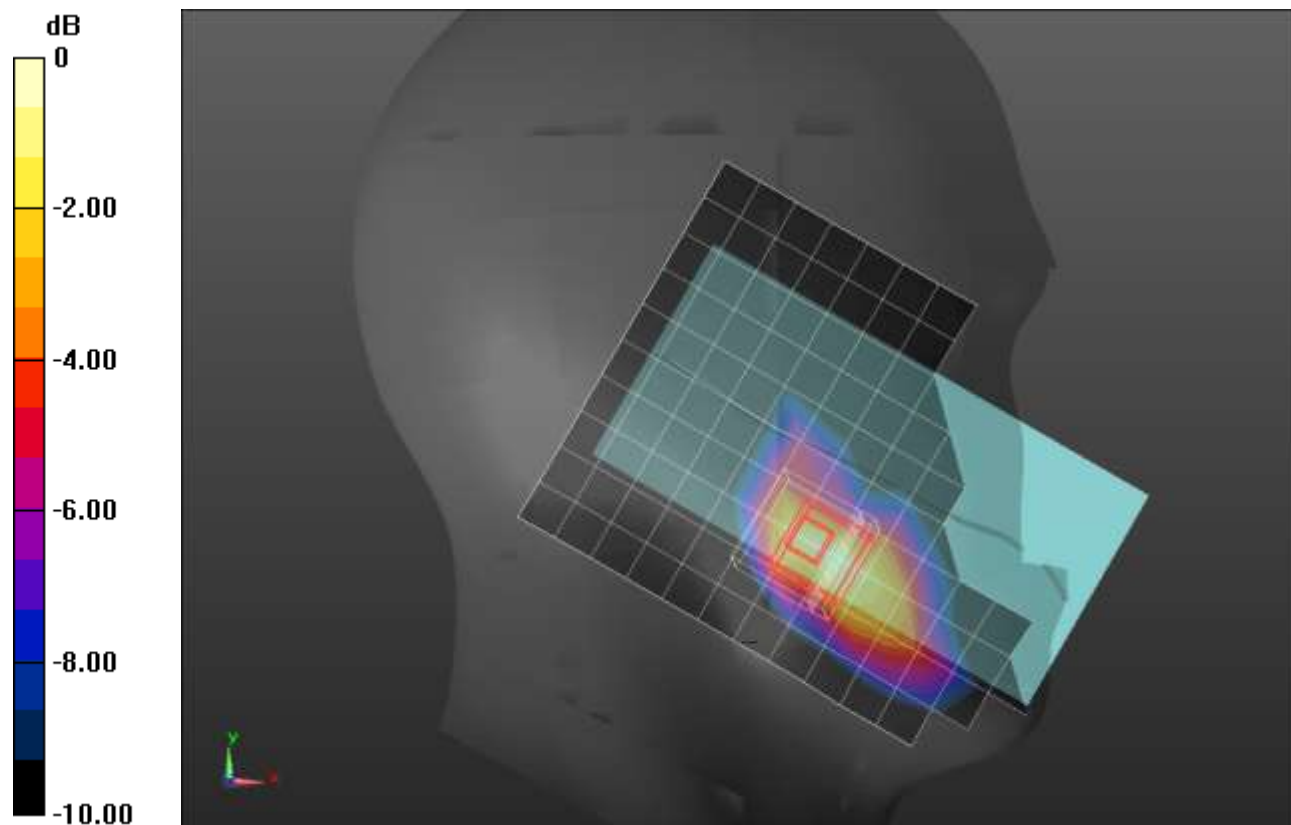
Peak SAR (extrapolated) = 0.104 W/kg

**SAR(1 g) = 0.048 W/kg; SAR(10 g) = 0.027 W/kg**

Smallest distance from peaks to all points 3 dB below: Larger than measurement grid

Ratio of SAR at M2 to SAR at M1 = 52.8%

Maximum value of SAR (measured) = 0.0793 W/kg



## Bluetooth (Plow) ANT 3

Frequency: 2441 MHz; Duty Cycle: 1:1; Room Ambient Temperature: 24.0°C; Liquid Temperature: 23.0°C  
Medium parameters used (interpolated):  $f = 2441$  MHz;  $\sigma = 1.738$  S/m;  $\epsilon_r = 40.468$ ;  $\rho = 1000$  kg/m<sup>3</sup>

Dasy Configuration:

- Area Scan Setting: Find Secondary Maximum within 2.0 dB and with a peak SAR value greater than 0.0012 W/kg
- Electronics: DAE4 Sn1544; Calibrated: 1/7/2022
- Probe: EX3DV4 - SN7448; ConvF(7.63, 7.63, 7.63) @ 2441 MHz; Calibrated: 2/25/2022
- Sensor-Surface: 1.4mm (Mechanical Surface Detection)
- Phantom: Twin-SAM V5.0 (30deg probe tilt); Type: QD 000 P40 CD; Serial: xxxx

**Rear/GFSK DH5\_ch 39/Area Scan (11x17x1):** Measurement grid: dx=12mm, dy=12mm

Maximum value of SAR (measured) = 0.0473 W/kg

**Rear/GFSK DH5\_ch 39/Zoom Scan (8x9x7)/Cube 0:** Measurement grid: dx=5mm, dy=5mm, dz=5mm

Reference Value = 4.752 V/m; Power Drift = 0.01 dB

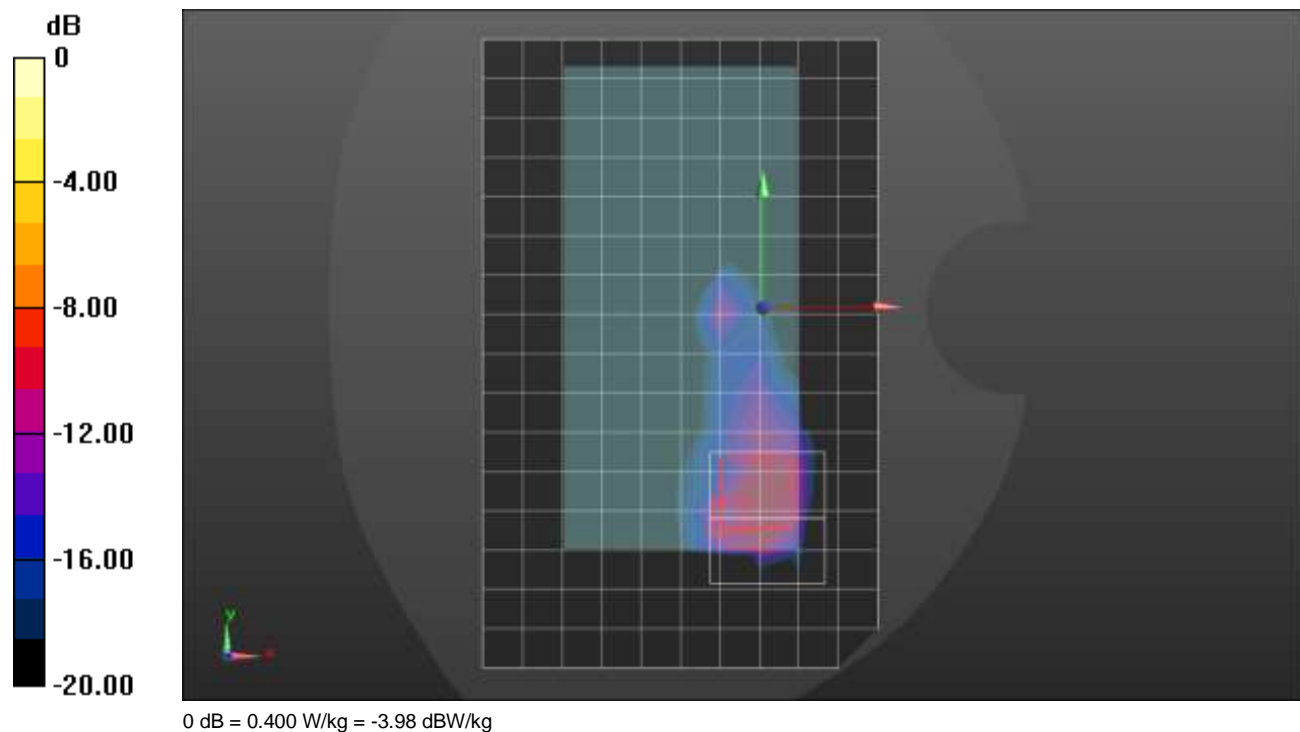
Peak SAR (extrapolated) = 0.406 W/kg

**SAR(1 g) = 0.051 W/kg; SAR(10 g) = 0.018 W/kg**

Smallest distance from peaks to all points 3 dB below = 2 mm

Ratio of SAR at M2 to SAR at M1 = 39%

Maximum value of SAR (measured) = 0.400 W/kg



## Bluetooth (Plow) ANT 3

Frequency: 2441 MHz; Duty Cycle: 1:1; Room Ambient Temperature: 24.0°C; Liquid Temperature: 23.0°C  
Medium parameters used (interpolated):  $f = 2441$  MHz;  $\sigma = 1.738$  S/m;  $\epsilon_r = 40.468$ ;  $\rho = 1000$  kg/m<sup>3</sup>

Dasy Configuration:

- Area Scan Setting: Find Secondary Maximum within 2.0 dB and with a peak SAR value greater than 0.0012 W/kg
- Electronics: DAE4 Sn1544; Calibrated: 1/7/2022
- Probe: EX3DV4 - SN7448; ConvF(7.63, 7.63, 7.63) @ 2441 MHz; Calibrated: 2/25/2022
- Sensor-Surface: 2.5mm (Mechanical Surface Detection)
- Phantom: Twin-SAM V5.0 (30deg probe tilt); Type: QD 000 P40 CD; Serial: xxxx

**Edge 4/GFSK\_ch 39/Area Scan (8x18x1):** Measurement grid: dx=12mm, dy=12mm

[Info: Interpolated medium parameters used for SAR evaluation.](#)

Maximum value of SAR (measured) = 0.0601 W/kg

**Edge 4/GFSK\_ch 39/Zoom Scan (7x7x7)/Cube 0:** Measurement grid: dx=5mm, dy=5mm, dz=5mm

Reference Value = 5.890 V/m; Power Drift = -0.08 dB

Peak SAR (extrapolated) = 0.111 W/kg

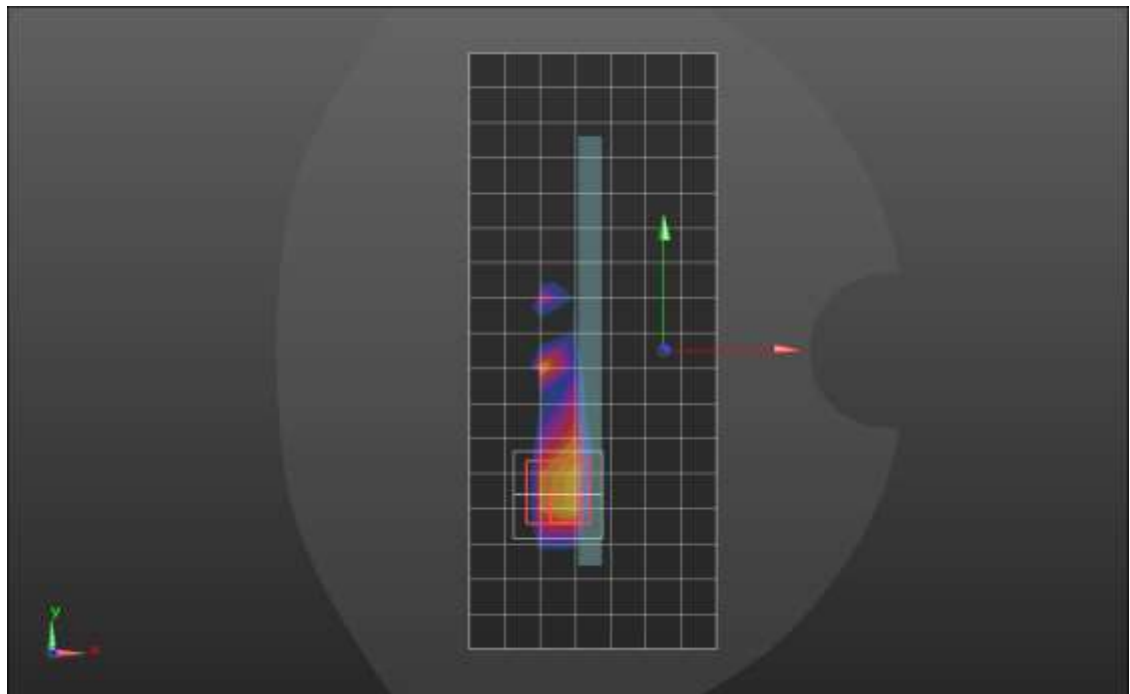
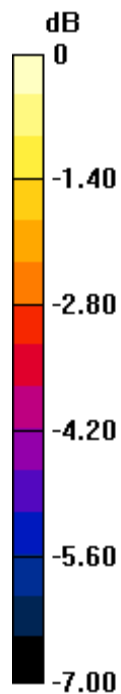
**SAR(1 g) = 0.051 W/kg; SAR(10 g) = 0.022 W/kg**

Smallest distance from peaks to all points 3 dB below: Larger than measurement grid (> 15 mm)

Ratio of SAR at M2 to SAR at M1 = 49.7%

[Info: Interpolated medium parameters used for SAR evaluation.](#)

Maximum value of SAR (measured) = 0.0850 W/kg



0 dB = 0.0850 W/kg = -10.71 dBW/kg



## Bluetooth (Phigh) ANT 3

Frequency: 2441 MHz; Duty Cycle: 1:1; Room Ambient Temperature: 24.0°C; Liquid Temperature: 23.0°C  
Medium parameters used (interpolated):  $f = 2441$  MHz;  $\sigma = 1.771$  S/m;  $\epsilon_r = 38.481$ ;  $\rho = 1000$  kg/m<sup>3</sup>

Dasy Configuration:

- Area Scan Setting: Find Secondary Maximum within 2.0 dB and with a peak SAR value greater than 0.0012 W/kg
- Electronics: DAE4 Sn1544; Calibrated: 1/7/2022
- Probe: EX3DV4 - SN7448; ConvF(7.63, 7.63, 7.63) @ 2441 MHz; Calibrated: 2/25/2022
- Sensor-Surface: 1.4mm (Mechanical Surface Detection)
- Phantom: Twin-SAM V5.0 (30deg probe tilt); Type: QD 000 P40 CD; Serial: xxxx

**Rear/GFSK DH5\_ch 39/Area Scan (10x17x1):** Measurement grid: dx=12mm, dy=12mm

[Info: Interpolated medium parameters used for SAR evaluation.](#)

Maximum value of SAR (measured) = 0.369 W/kg

**Rear/GFSK DH5\_ch 39/Zoom Scan (7x7x7)/Cube 0:** Measurement grid: dx=5mm, dy=5mm, dz=5mm

Reference Value = 13.14 V/m; Power Drift = -0.02 dB

Peak SAR (extrapolated) = 0.445 W/kg

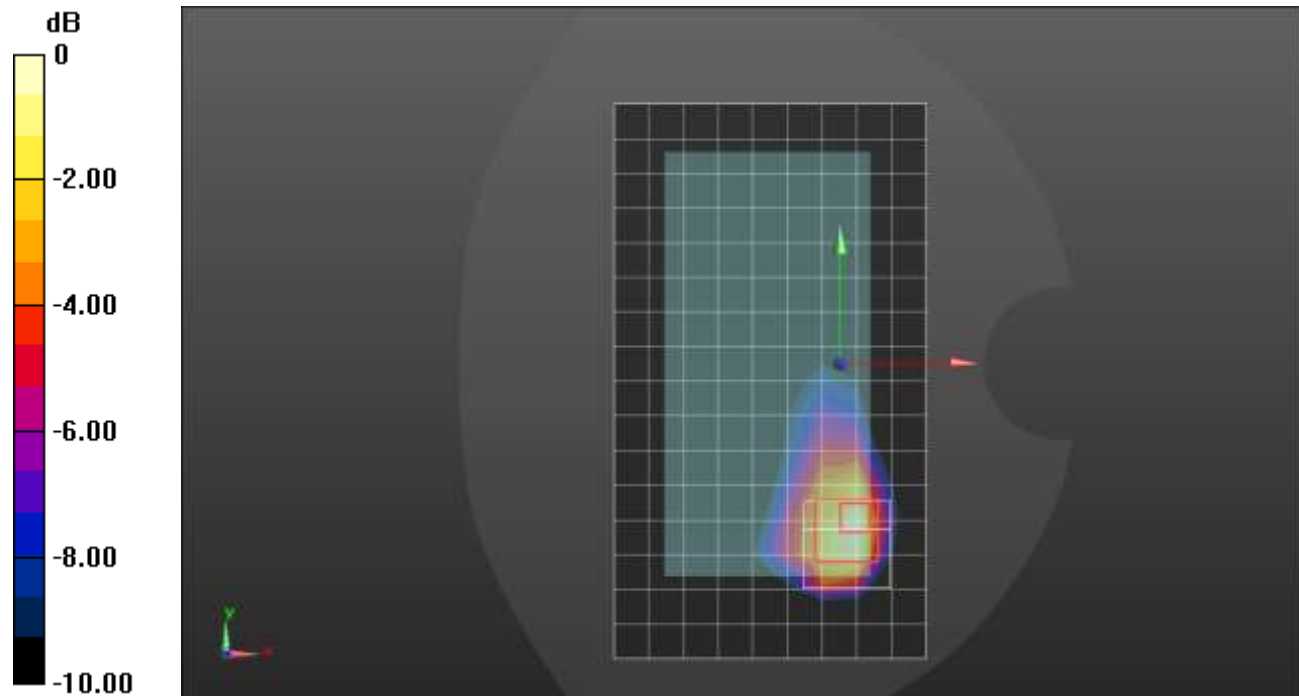
**SAR(1 g) = 0.212 W/kg; SAR(10 g) = 0.102 W/kg**

Smallest distance from peaks to all points 3 dB below = 7 mm

Ratio of SAR at M2 to SAR at M1 = 48.9%

[Info: Interpolated medium parameters used for SAR evaluation.](#)

Maximum value of SAR (measured) = 0.357 W/kg





## Bluetooth (Pstandalone) ANT 3

Frequency: 2441 MHz; Duty Cycle: 1:1; Room Ambient Temperature: 24.0°C; Liquid Temperature: 23.0°C  
Medium parameters used (interpolated):  $f = 2441$  MHz;  $\sigma = 1.726$  S/m;  $\epsilon_r = 40.779$ ;  $\rho = 1000$  kg/m<sup>3</sup>

Dasy Configuration:

- Area Scan Setting: Find Secondary Maximum within 2.0 dB and with a peak SAR value greater than 0.0012 W/kg
- Electronics: DAE4 Sn1377; Calibrated: 9/20/2021
- Probe: EX3DV4 - SN3885; ConvF(7.39, 7.39, 7.39) @ 2441 MHz; Calibrated: 9/23/2021
- Sensor-Surface: 1.4mm (Mechanical Surface Detection)
- Phantom: Twin-SAM V5.0 (20deg probe tilt); Type: QD 000 P40 CD; Serial: xxxx

**LHS/Touch\_GFSK\_ch 39/Area Scan (11x16x1):** Measurement grid: dx=12mm, dy=12mm

Maximum value of SAR (measured) = 0.269 W/kg

**LHS/Touch\_GFSK\_ch 39/Zoom Scan (7x7x7)/Cube 0:** Measurement grid: dx=5mm, dy=5mm, dz=5mm

Reference Value = 11.95 V/m; Power Drift = 0.14 dB

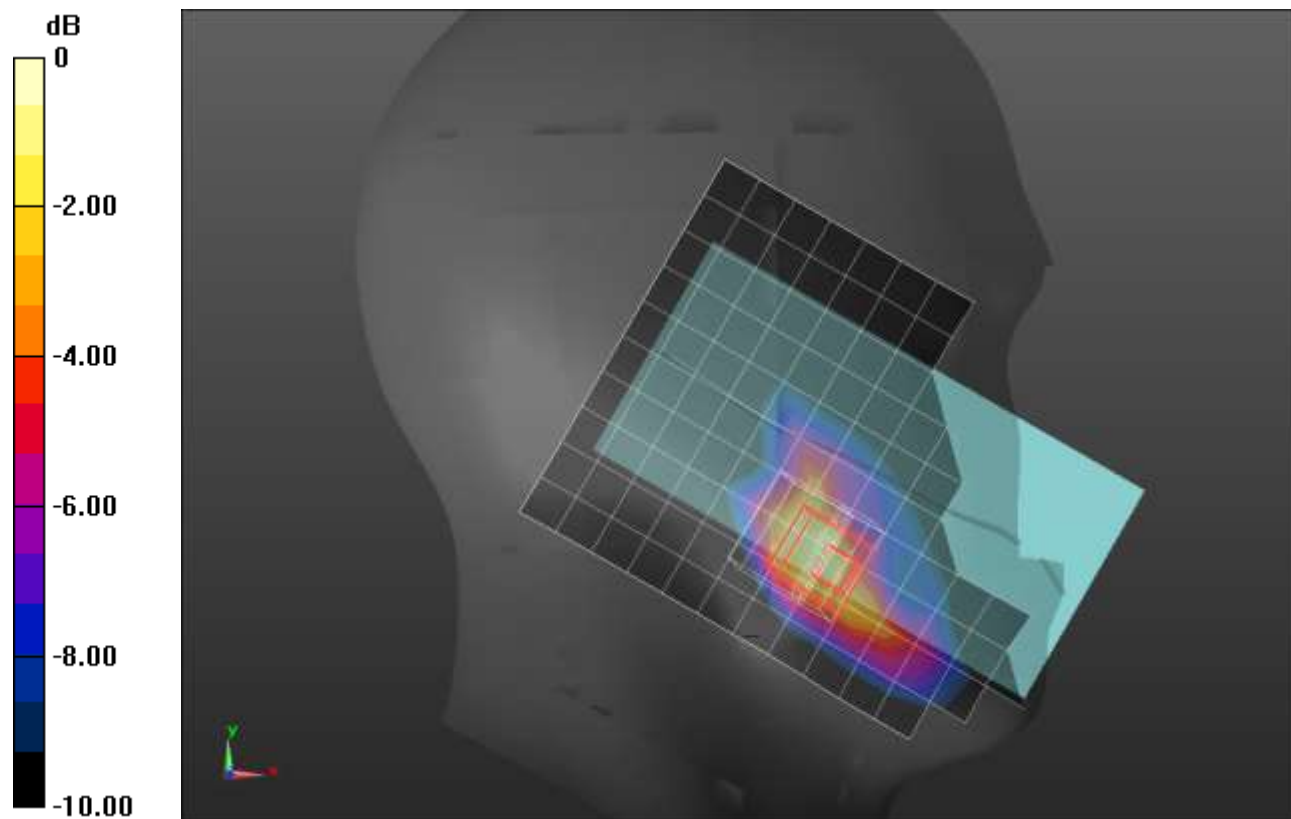
Peak SAR (extrapolated) = 0.384 W/kg

**SAR(1 g) = 0.193 W/kg; SAR(10 g) = 0.095 W/kg**

Smallest distance from peaks to all points 3 dB below = 3.7 mm

Ratio of SAR at M2 to SAR at M1 = 56.9%

Maximum value of SAR (measured) = 0.311 W/kg



## Bluetooth (Pstandalone) ANT 3

Frequency: 2441 MHz; Duty Cycle: 1:1; Room Ambient Temperature: 24.0°C; Liquid Temperature: 23.0°C  
Medium parameters used (interpolated):  $f = 2441$  MHz;  $\sigma = 1.807$  S/m;  $\epsilon_r = 38.167$ ;  $\rho = 1000$  kg/m<sup>3</sup>

Dasy Configuration:

- Area Scan Setting: Find Secondary Maximum within 2.0 dB and with a peak SAR value greater than 0.0012 W/kg
- Electronics: DAE4 Sn1377; Calibrated: 9/20/2021
- Probe: EX3DV4 - SN3885; ConvF(7.39, 7.39, 7.39) @ 2441 MHz; Calibrated: 9/23/2021
- Sensor-Surface: 1.4mm (Mechanical Surface Detection)
- Phantom: Twin-SAM V5.0 (20deg probe tilt); Type: QD 000 P40 CD; Serial: xxxx

**Rear/GFSK DH5\_ch 39/Area Scan (11x17x1):** Measurement grid: dx=12mm, dy=12mm

Maximum value of SAR (measured) = 0.831 W/kg

**Rear/GFSK DH5\_ch 39/Zoom Scan (7x10x7)/Cube 0:** Measurement grid: dx=5mm, dy=5mm, dz=5mm

Reference Value = 19.50 V/m; Power Drift = -0.10 dB

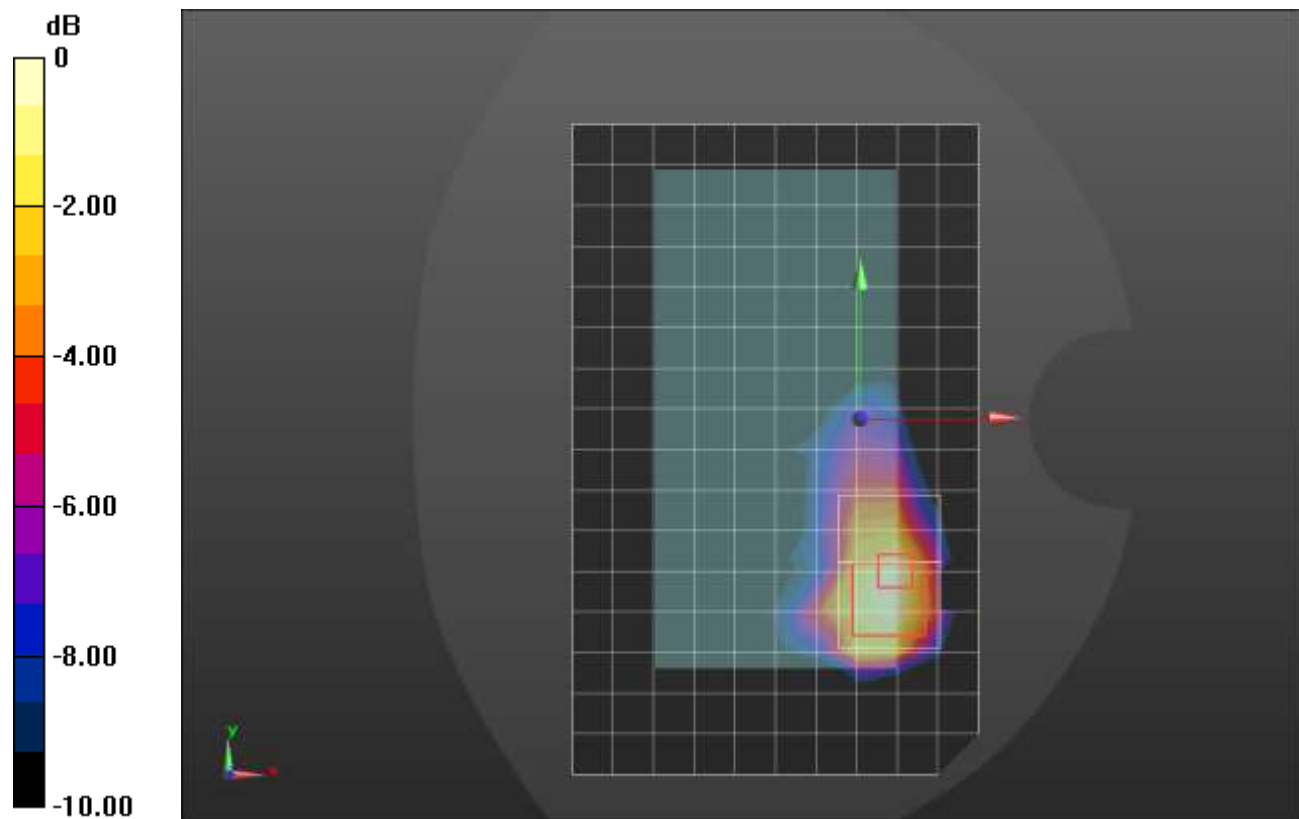
Peak SAR (extrapolated) = 1.45 W/kg

**SAR(1 g) = 0.407 W/kg; SAR(10 g) = 0.198 W/kg**

Smallest distance from peaks to all points 3 dB below = 4.5 mm

Ratio of SAR at M2 to SAR at M1 = 40.5%

Maximum value of SAR (measured) = 0.747 W/kg



## Bluetooth (Pstandalone) ANT 3

Frequency: 2441 MHz; Duty Cycle: 1:1; Room Ambient Temperature: 24.0°C; Liquid Temperature: 23.0°C  
Medium parameters used (interpolated):  $f = 2441$  MHz;  $\sigma = 1.807$  S/m;  $\epsilon_r = 38.167$ ;  $\rho = 1000$  kg/m<sup>3</sup>

Dasy Configuration:

- Area Scan Setting: Find Secondary Maximum within 2.0 dB and with a peak SAR value greater than 0.0012 W/kg
- Electronics: DAE4 Sn1377; Calibrated: 9/20/2021
- Probe: EX3DV4 - SN3885; ConvF(7.39, 7.39, 7.39) @ 2441 MHz; Calibrated: 9/23/2021
- Sensor-Surface: 2.5mm (Mechanical Surface Detection)
- Phantom: Twin-SAM V5.0 (20deg probe tilt); Type: QD 000 P40 CD; Serial: xxxx

**Edge 4/GFSK\_ch 39/Area Scan (8x18x1):** Measurement grid: dx=12mm, dy=12mm

Maximum value of SAR (measured) = 0.797 W/kg

**Edge 4/GFSK\_ch 39/Zoom Scan (7x7x7)/Cube 0:** Measurement grid: dx=5mm, dy=5mm, dz=5mm

Reference Value = 20.21 V/m; Power Drift = -0.13 dB

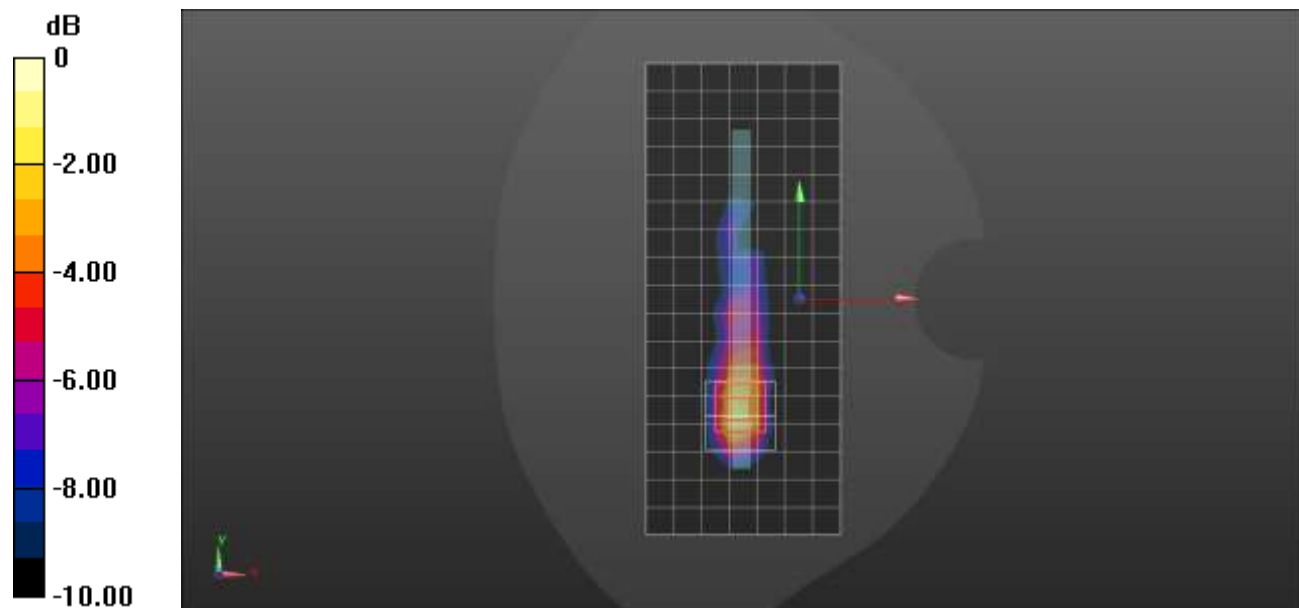
Peak SAR (extrapolated) = 1.95 W/kg

**SAR(1 g) = 0.704 W/kg; SAR(10 g) = 0.276 W/kg**

Smallest distance from peaks to all points 3 dB below = 6 mm

Ratio of SAR at M2 to SAR at M1 = 47.2%

Maximum value of SAR (measured) = 1.04 W/kg



0 dB = 1.04 W/kg = 0.17 dBW/kg

## Bluetooth (Plow) ANT 4

Frequency: 2441 MHz; Duty Cycle: 1:1; Room Ambient Temperature: 24.0°C; Liquid Temperature: 23.0°C  
Medium parameters used (interpolated):  $f = 2441$  MHz;  $\sigma = 1.807$  S/m;  $\epsilon_r = 38.167$ ;  $\rho = 1000$  kg/m<sup>3</sup>

Dasy Configuration:

- Area Scan Setting: Find Secondary Maximum within 2.0 dB and with a peak SAR value greater than 0.0012 W/kg
- Electronics: DAE4 Sn1377; Calibrated: 9/20/2021
- Probe: EX3DV4 - SN3885; ConvF(7.39, 7.39, 7.39) @ 2441 MHz; Calibrated: 9/23/2021
- Sensor-Surface: 1.4mm (Mechanical Surface Detection)
- Phantom: Twin-SAM V5.0 (20deg probe tilt); Type: QD 000 P40 CD; Serial: xxxx

**LHS/Touch\_GFSK\_ch 39/Area Scan (10x16x1):** Measurement grid: dx=12mm, dy=12mm

Maximum value of SAR (measured) = 0.0827 W/kg

**LHS/Touch\_GFSK\_ch 39/Zoom Scan (8x8x7)/Cube 0:** Measurement grid: dx=5mm, dy=5mm, dz=5mm

Reference Value = 5.733 V/m; Power Drift = 0.01 dB

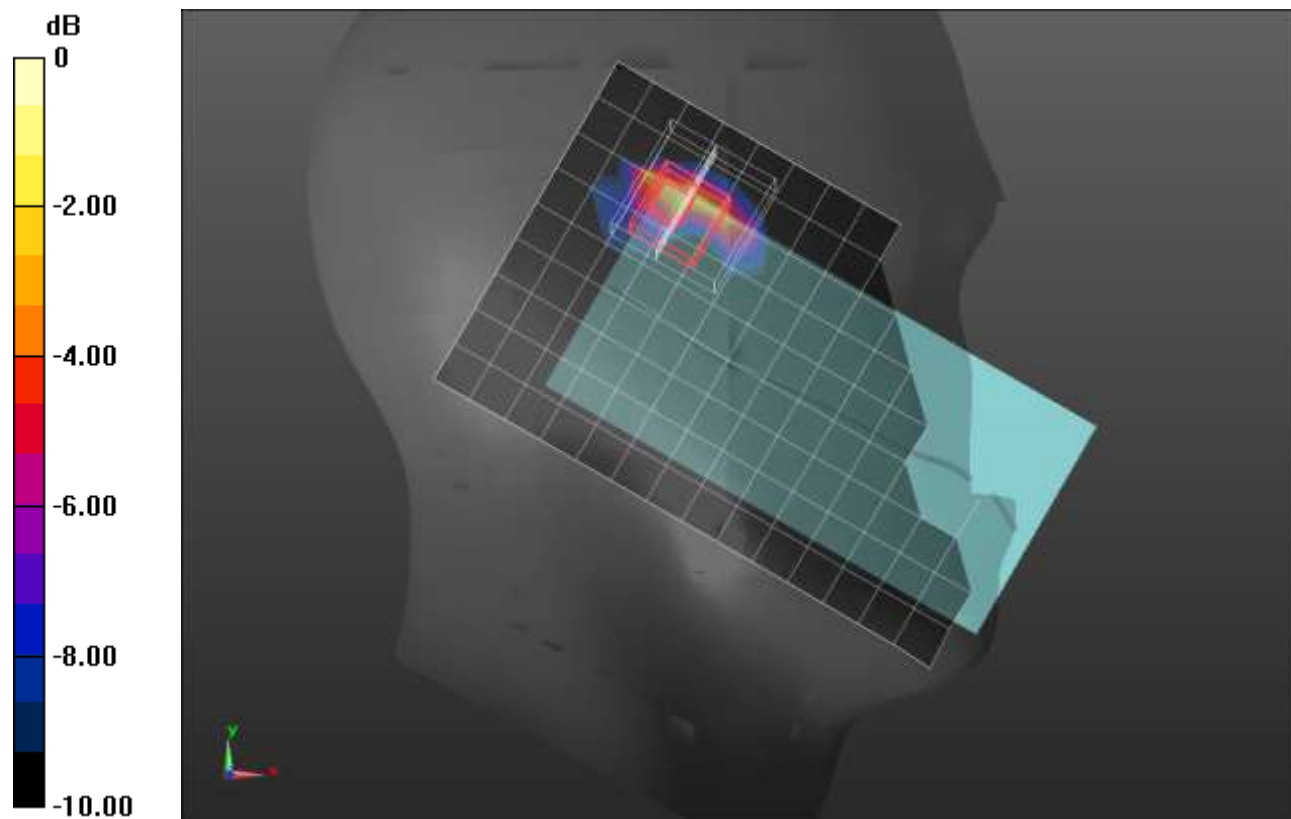
Peak SAR (extrapolated) = 0.163 W/kg

**SAR(1 g) = 0.065 W/kg; SAR(10 g) = 0.027 W/kg**

Smallest distance from peaks to all points 3 dB below = 6.7 mm

Ratio of SAR at M2 to SAR at M1 = 38.5%

Maximum value of SAR (measured) = 0.117 W/kg



0 dB = 0.117 W/kg = -9.32 dBW/kg

## Bluetooth (Plow) ANT 4

Frequency: 2441 MHz; Duty Cycle: 1:1; Room Ambient Temperature: 24.0°C; Liquid Temperature: 23.0°C  
Medium parameters used (interpolated):  $f = 2441$  MHz;  $\sigma = 1.798$  S/m;  $\epsilon_r = 40.673$ ;  $\rho = 1000$  kg/m<sup>3</sup>

Dasy Configuration:

- Area Scan Setting: Find Secondary Maximum within 2.0 dB and with a peak SAR value greater than 0.0012 W/kg
- Electronics: DAE4 Sn1377; Calibrated: 9/20/2021
- Probe: EX3DV4 - SN3885; ConvF(7.39, 7.39, 7.39) @ 2441 MHz; Calibrated: 9/23/2021
- Sensor-Surface: 1.4mm (Mechanical Surface Detection (Locations From Previous Scan Used)), Sensor-Surface: 1.4mm (Mechanical Surface Detection)
- Phantom: Twin-SAM V5.0 (20deg probe tilt); Type: QD 000 P40 CD; Serial: xxxx

**Rear/GFSK DH5\_ch 39/Area Scan (9x16x1):** Measurement grid: dx=12mm, dy=12mm

Maximum value of SAR (measured) = 0.0898 W/kg

**Rear/GFSK DH5\_ch 39/Zoom Scan (7x7x7)/Cube 0:** Measurement grid: dx=5mm, dy=5mm, dz=5mm

Reference Value = 6.170 V/m; Power Drift = 0.17 dB

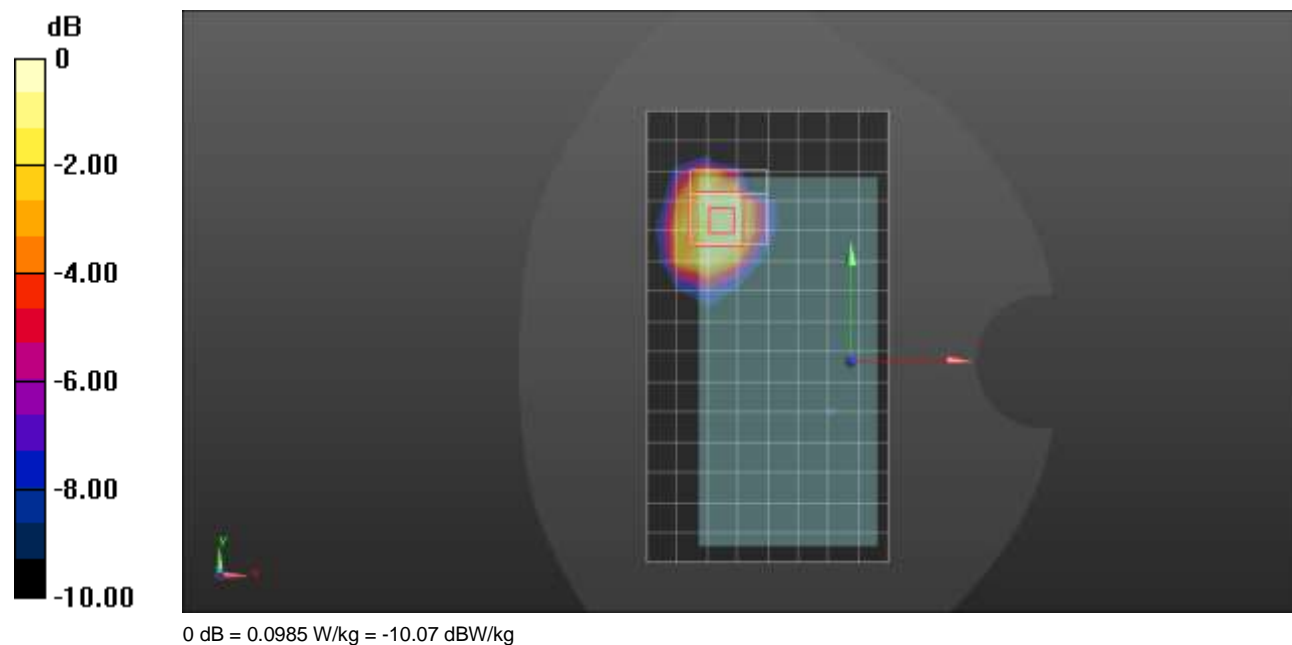
Peak SAR (extrapolated) = 0.141 W/kg

**SAR(1 g) = 0.058 W/kg; SAR(10 g) = 0.028 W/kg**

Smallest distance from peaks to all points 3 dB below = 4.5 mm

Ratio of SAR at M2 to SAR at M1 = 33.8%

Maximum value of SAR (measured) = 0.0985 W/kg



## Bluetooth (Plow) ANT 4

Frequency: 2441 MHz; Duty Cycle: 1:1; Room Ambient Temperature: 24.0°C; Liquid Temperature: 23.0°C  
Medium parameters used (interpolated):  $f = 2441$  MHz;  $\sigma = 1.798$  S/m;  $\epsilon_r = 40.673$ ;  $\rho = 1000$  kg/m<sup>3</sup>

Dasy Configuration:

- Area Scan Setting: Find Secondary Maximum within 2.0 dB and with a peak SAR value greater than 0.0012 W/kg
- Electronics: DAE4 Sn1377; Calibrated: 9/20/2021
- Probe: EX3DV4 - SN3885; ConvF(7.39, 7.39, 7.39) @ 2441 MHz; Calibrated: 9/23/2021
- Sensor-Surface: 1.4mm (Mechanical Surface Detection)
- Phantom: Twin-SAM V5.0 (20deg probe tilt); Type: QD 000 P40 CD; Serial: xxxx

**Edge 2/GFSK\_ch 39/Area Scan (8x18x1):** Measurement grid: dx=12mm, dy=12mm

Maximum value of SAR (measured) = 0.126 W/kg

**Edge 2/GFSK\_ch 39/Zoom Scan (7x7x7)/Cube 0:** Measurement grid: dx=5mm, dy=5mm, dz=5mm

Reference Value = 7.623 V/m; Power Drift = -0.18 dB

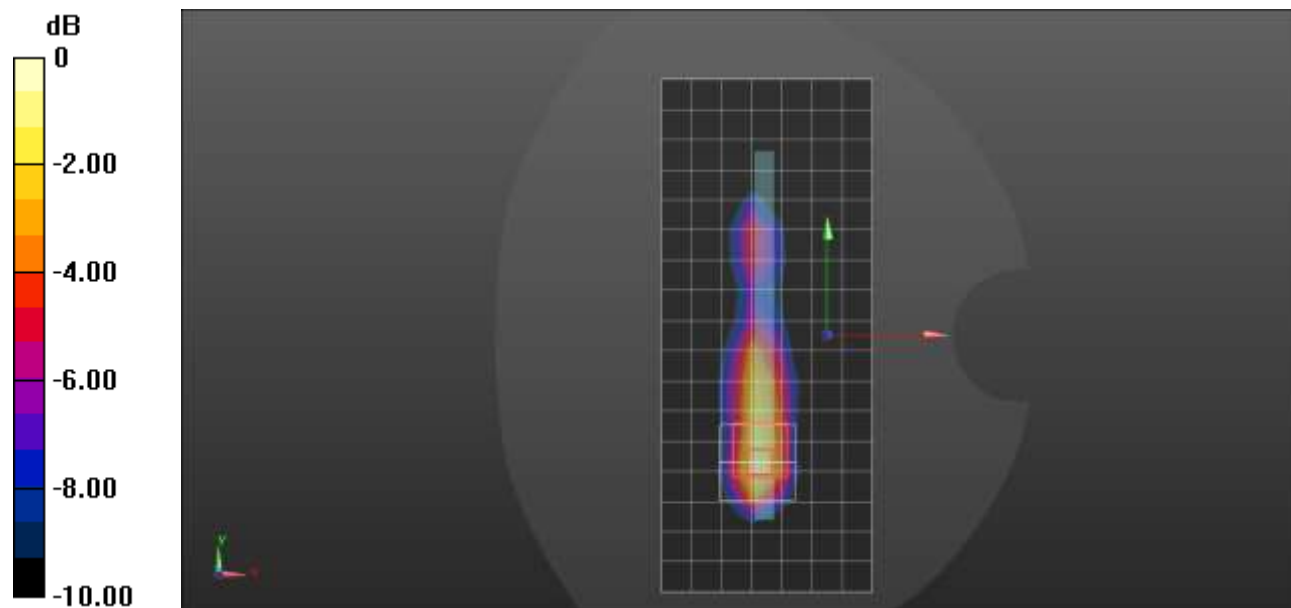
Peak SAR (extrapolated) = 0.184 W/kg

**SAR(1 g) = 0.079 W/kg; SAR(10 g) = 0.035 W/kg**

Smallest distance from peaks to all points 3 dB below = 8 mm

Ratio of SAR at M2 to SAR at M1 = 44.2%

Maximum value of SAR (measured) = 0.139 W/kg



0 dB = 0.139 W/kg = -8.57 dBW/kg

## Bluetooth (high) ANT 4

Frequency: 2441 MHz; Duty Cycle: 1:1; Room Ambient Temperature: 24.0°C; Liquid Temperature: 23.0°C  
Medium parameters used (interpolated):  $f = 2441$  MHz;  $\sigma = 1.807$  S/m;  $\epsilon_r = 38.167$ ;  $\rho = 1000$  kg/m<sup>3</sup>

Dasy Configuration:

- Area Scan Setting: Find Secondary Maximum within 2.0 dB and with a peak SAR value greater than 0.0012 W/kg
- Electronics: DAE4 Sn1377; Calibrated: 9/20/2021
- Probe: EX3DV4 - SN3885; ConvF(7.39, 7.39, 7.39) @ 2441 MHz; Calibrated: 9/23/2021
- Sensor-Surface: 1.4mm (Mechanical Surface Detection)
- Phantom: Twin-SAM V5.0 (20deg probe tilt); Type: QD 000 P40 CD; Serial: xxxx

**LHS/Touch\_GFSK\_ch 39/Area Scan (10x16x1):** Measurement grid: dx=12mm, dy=12mm

Maximum value of SAR (measured) = 0.428 W/kg

**LHS/Touch\_GFSK\_ch 39/Zoom Scan (7x7x7)/Cube 0:** Measurement grid: dx=5mm, dy=5mm, dz=5mm

Reference Value = 13.58 V/m; Power Drift = -0.04 dB

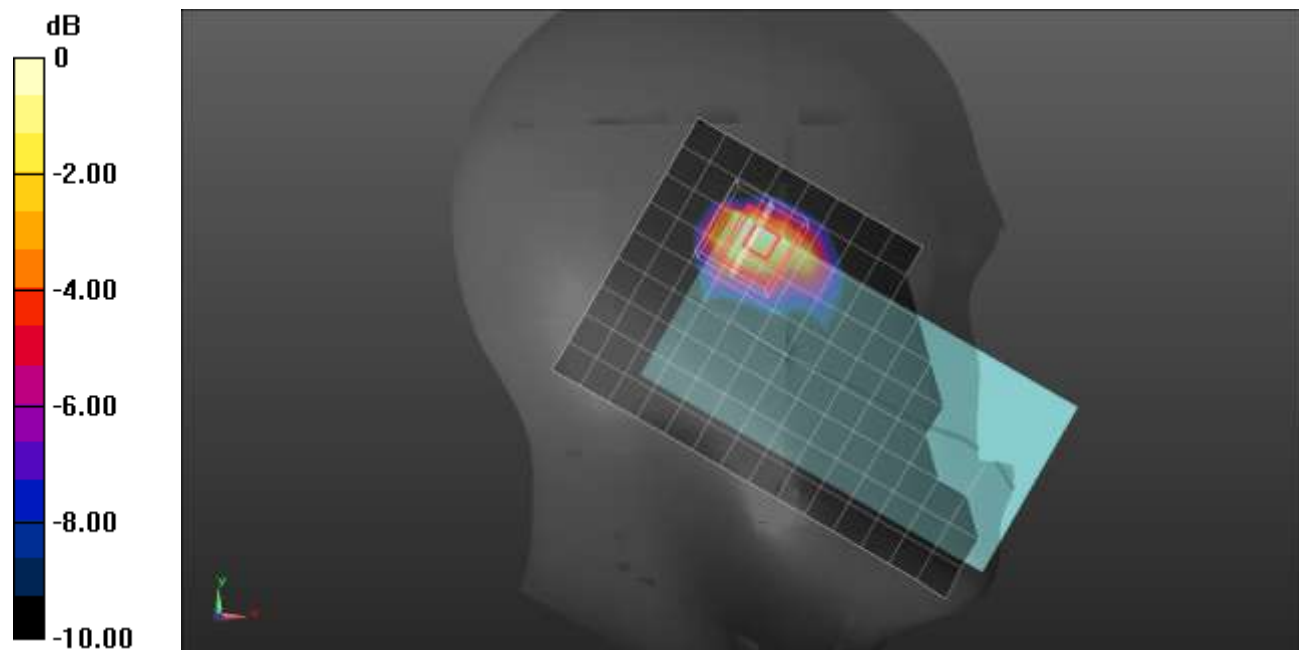
Peak SAR (extrapolated) = 0.544 W/kg

**SAR(1 g) = 0.245 W/kg; SAR(10 g) = 0.115 W/kg**

Smallest distance from peaks to all points 3 dB below = 4.5 mm

Ratio of SAR at M2 to SAR at M1 = 46.6%

Maximum value of SAR (measured) = 0.402 W/kg



## Bluetooth (Phigh) ANT 4

Frequency: 2441 MHz; Duty Cycle: 1:1; Room Ambient Temperature: 24.0°C; Liquid Temperature: 23.0°C  
Medium parameters used (interpolated):  $f = 2441$  MHz;  $\sigma = 1.807$  S/m;  $\epsilon_r = 38.167$ ;  $\rho = 1000$  kg/m<sup>3</sup>

Dasy Configuration:

- Area Scan Setting: Find Secondary Maximum within 2.0 dB and with a peak SAR value greater than 0.0012 W/kg
- Electronics: DAE4 Sn1377; Calibrated: 9/20/2021
- Probe: EX3DV4 - SN3885; ConvF(7.39, 7.39, 7.39) @ 2441 MHz; Calibrated: 9/23/2021
- Sensor-Surface: 1.4mm (Mechanical Surface Detection (Locations From Previous Scan Used)), Sensor-Surface: 1.4mm (Mechanical Surface Detection)
- Phantom: Twin-SAM V5.0 (20deg probe tilt); Type: QD 000 P40 CD; Serial: xxxx

**Rear/GFSK DH5\_ch 39/Area Scan (11x16x1):** Measurement grid: dx=12mm, dy=12mm

Maximum value of SAR (measured) = 0.431 W/kg

**Rear/GFSK DH5\_ch 39/Zoom Scan (7x8x7)/Cube 0:** Measurement grid: dx=5mm, dy=5mm, dz=5mm

Reference Value = 13.88 V/m; Power Drift = -0.19 dB

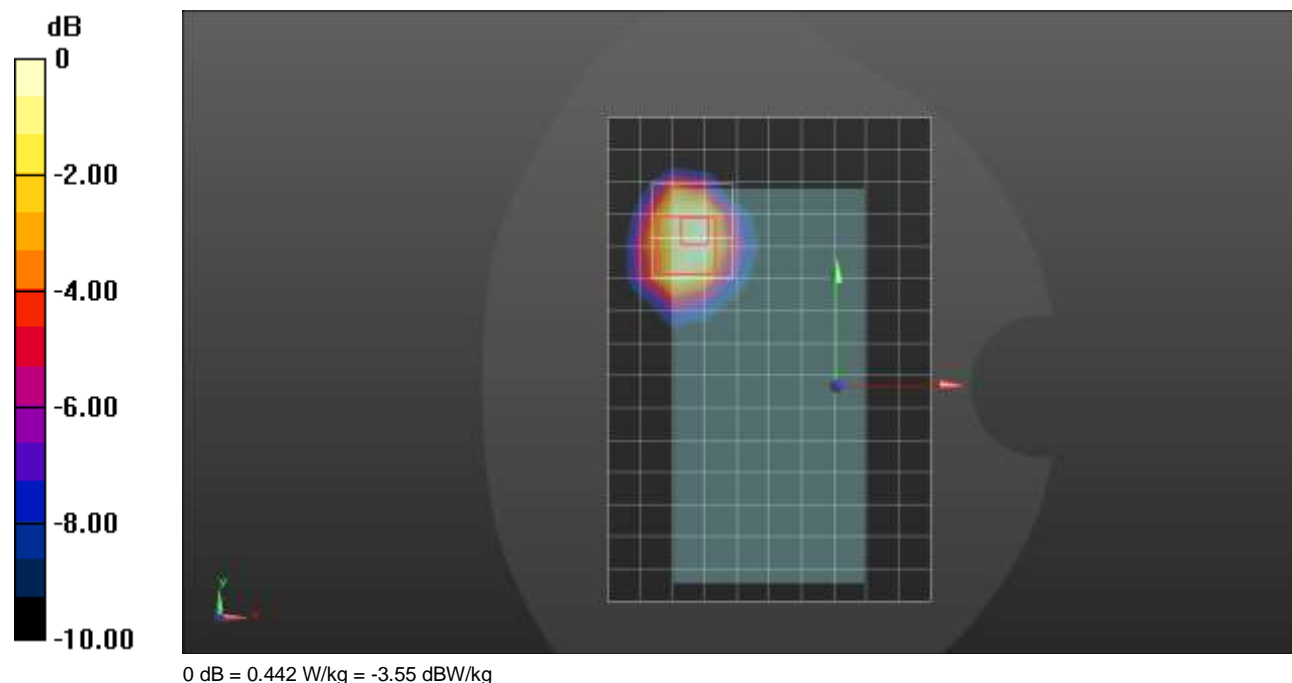
Peak SAR (extrapolated) = 0.586 W/kg

**SAR(1 g) = 0.259 W/kg; SAR(10 g) = 0.144 W/kg**

Smallest distance from peaks to all points 3 dB below = 10.6 mm

Ratio of SAR at M2 to SAR at M1 = 50.7%

Maximum value of SAR (measured) = 0.442 W/kg





## Bluetooth (Pstandalone) ANT 4

Frequency: 2441 MHz; Duty Cycle: 1:1; Room Ambient Temperature: 24.0°C; Liquid Temperature: 23.0°C  
Medium parameters used (interpolated):  $f = 2441$  MHz;  $\sigma = 1.798$  S/m;  $\epsilon_r = 40.673$ ;  $\rho = 1000$  kg/m<sup>3</sup>

Dasy Configuration:

- Area Scan Setting: Find Secondary Maximum within 2.0 dB and with a peak SAR value greater than 0.0012 W/kg
- Electronics: DAE4 Sn1377; Calibrated: 9/20/2021
- Probe: EX3DV4 - SN3885; ConvF(7.39, 7.39, 7.39) @ 2441 MHz; Calibrated: 9/23/2021
- Sensor-Surface: 1.4mm (Mechanical Surface Detection (Locations From Previous Scan Used)), Sensor-Surface: 1.4mm (Mechanical Surface Detection)
- Phantom: Twin-SAM V5.0 (20deg probe tilt); Type: QD 000 P40 CD; Serial: xxxx

**LHS/ Touch\_GFSK\_ch 39/Area Scan (11x16x1):** Measurement grid: dx=12mm, dy=12mm

Maximum value of SAR (measured) = 0.694 W/kg

**LHS/ Touch\_GFSK\_ch 39/Zoom Scan (7x7x7)/Cube 0:** Measurement grid: dx=5mm, dy=5mm, dz=5mm

Reference Value = 19.21 V/m; Power Drift = 0.18 dB

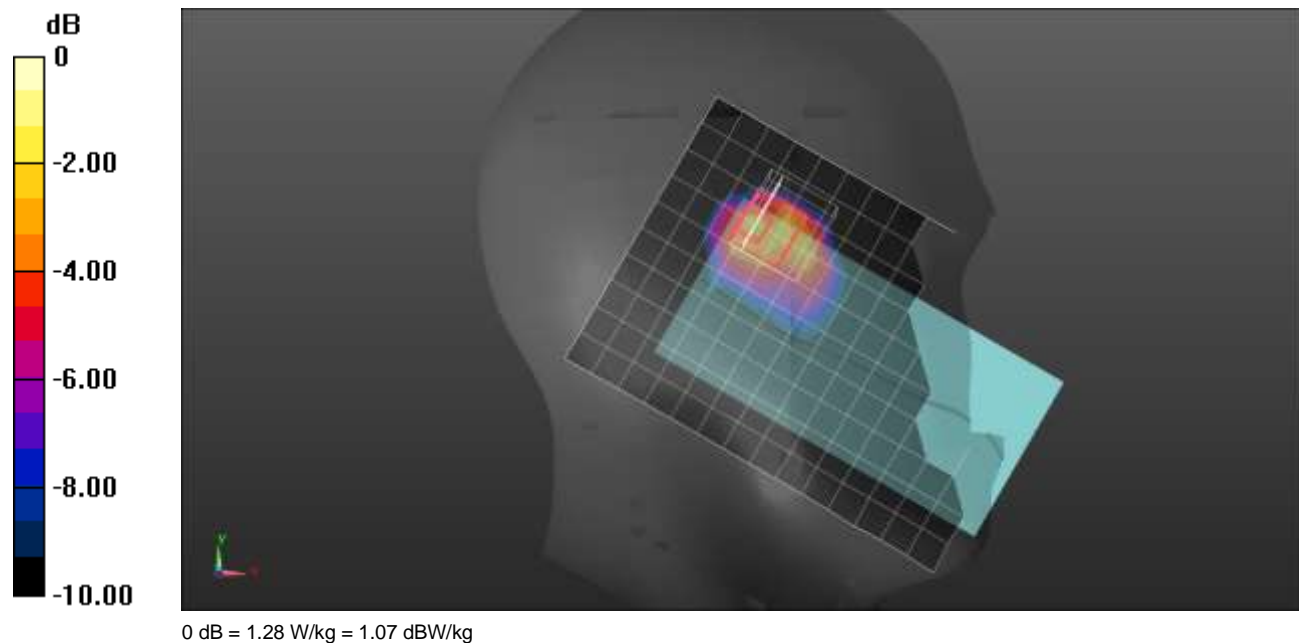
Peak SAR (extrapolated) = 1.73 W/kg

**SAR(1 g) = 0.769 W/kg; SAR(10 g) = 0.338 W/kg**

Smallest distance from peaks to all points 3 dB below = 6.1 mm

Ratio of SAR at M2 to SAR at M1 = 50.9%

Maximum value of SAR (measured) = 1.28 W/kg



## Bluetooth (Pstandalone) ANT 4

Frequency: 2441 MHz; Duty Cycle: 1:1; Room Ambient Temperature: 24.0°C; Liquid Temperature: 23.0°C  
Medium parameters used (interpolated):  $f = 2441$  MHz;  $\sigma = 1.726$  S/m;  $\epsilon_r = 40.779$ ;  $\rho = 1000$  kg/m<sup>3</sup>

Dasy Configuration:

- Area Scan Setting: Find Secondary Maximum within 2.0 dB and with a peak SAR value greater than 0.0012 W/kg
- Electronics: DAE4 Sn1377; Calibrated: 9/20/2021
- Probe: EX3DV4 - SN3885; ConvF(7.39, 7.39, 7.39) @ 2441 MHz; Calibrated: 9/23/2021
- Sensor-Surface: 1.4mm (Mechanical Surface Detection)
- Phantom: Twin-SAM V5.0 (20deg probe tilt); Type: QD 000 P40 CD; Serial: xxxx

**Rear/GFSK DH5\_ch 39/Area Scan (11x16x1):** Measurement grid: dx=12mm, dy=12mm

Maximum value of SAR (measured) = 0.910 W/kg

**Rear/GFSK DH5\_ch 39/Zoom Scan (7x7x7)/Cube 0:** Measurement grid: dx=5mm, dy=5mm, dz=5mm

Reference Value = 20.17 V/m; Power Drift = -0.05 dB

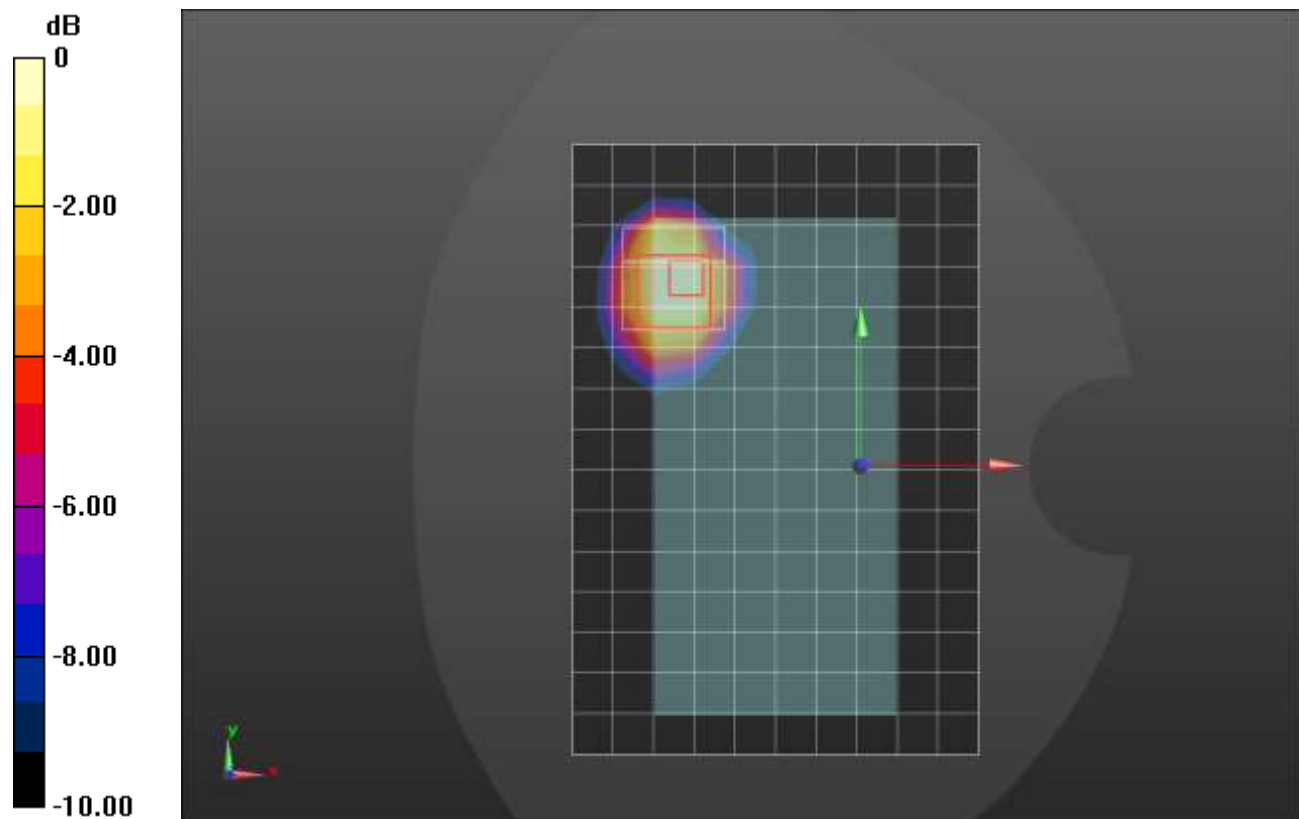
Peak SAR (extrapolated) = 1.26 W/kg

**SAR(1 g) = 0.595 W/kg; SAR(10 g) = 0.325 W/kg**

Smallest distance from peaks to all points 3 dB below = 9.4 mm

Ratio of SAR at M2 to SAR at M1 = 41.5%

Maximum value of SAR (measured) = 0.969 W/kg



0 dB = 0.969 W/kg = -0.14 dBW/kg

## Bluetooth (Pstandalone) ANT 4

Frequency: 2441 MHz; Duty Cycle: 1:1; Room Ambient Temperature: 24.0°C; Liquid Temperature: 23.0°C  
Medium parameters used (interpolated):  $f = 2441$  MHz;  $\sigma = 1.807$  S/m;  $\epsilon_r = 38.167$ ;  $\rho = 1000$  kg/m<sup>3</sup>

Dasy Configuration:

- Area Scan Setting: Find Secondary Maximum within 2.0 dB and with a peak SAR value greater than 0.0012 W/kg
- Electronics: DAE4 Sn1377; Calibrated: 9/20/2021
- Probe: EX3DV4 - SN3885; ConvF(7.39, 7.39, 7.39) @ 2441 MHz; Calibrated: 9/23/2021
- Sensor-Surface: 1.4mm (Mechanical Surface Detection)
- Phantom: Twin-SAM V5.0 (20deg probe tilt); Type: QD 000 P40 CD; Serial: xxxx

**Edge 2/GFSK\_ch 39/Area Scan (8x18x1):** Measurement grid: dx=12mm, dy=12mm

Maximum value of SAR (measured) = 0.819 W/kg

**Edge 2/GFSK\_ch 39/Zoom Scan (7x7x7)/Cube 0:** Measurement grid: dx=5mm, dy=5mm, dz=5mm

Reference Value = 17.56 V/m; Power Drift = 0.02 dB

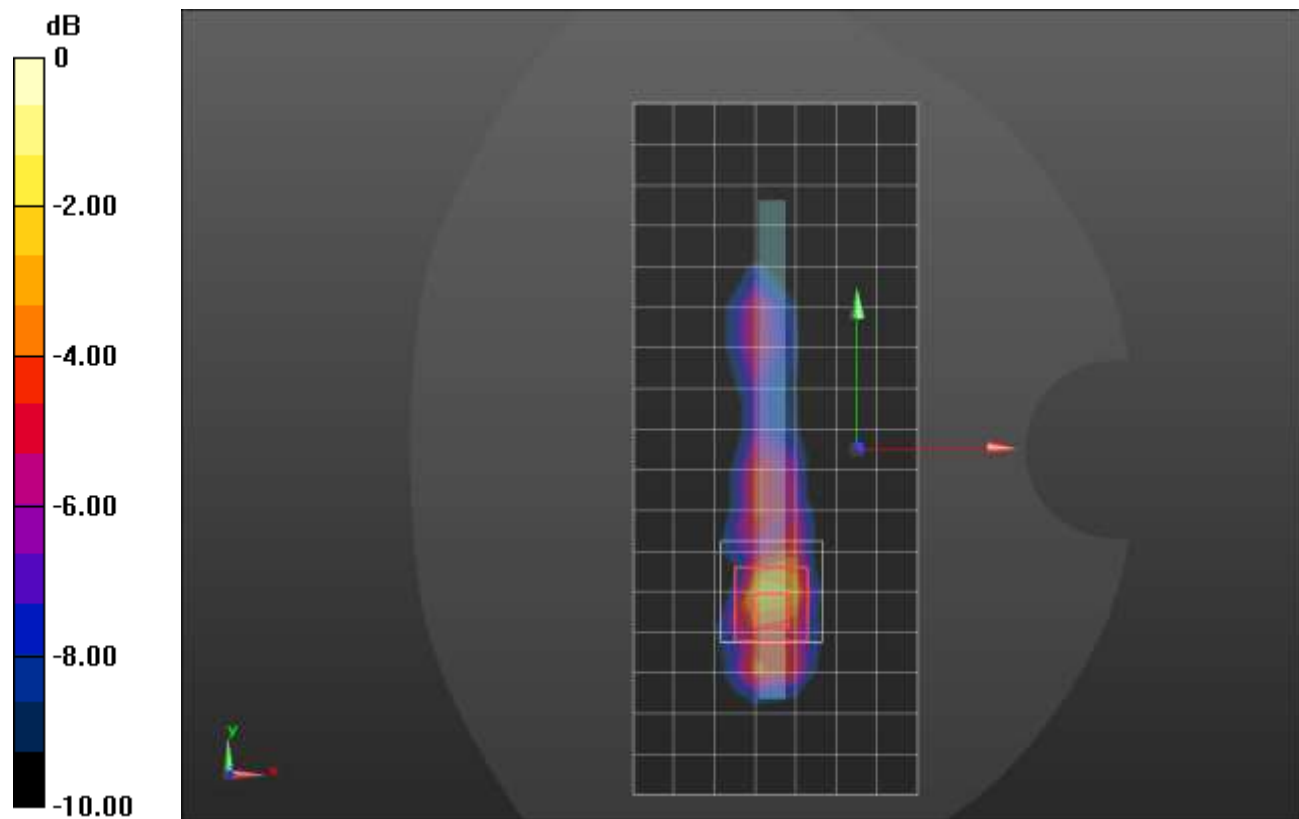
Peak SAR (extrapolated) = 1.91 W/kg

**SAR(1 g) = 0.674 W/kg; SAR(10 g) = 0.310 W/kg**

Smallest distance from peaks to all points 3 dB below = 8 mm

Ratio of SAR at M2 to SAR at M1 = 23.7%

Maximum value of SAR (measured) = 1.29 W/kg



**n5 ANT 1**

Frequency: 836.6 MHz; Duty Cycle: 1:1; Room Ambient Temperature: 24.0°C; Liquid Temperature: 23.0°C  
Medium parameters used (interpolated):  $f = 836.6$  MHz;  $\sigma = 0.913$  S/m;  $\epsilon_r = 43.229$ ;  $\rho = 1000$  kg/m<sup>3</sup>

Dasy Configuration:

- Area Scan Setting: Find Secondary Maximum within 2.0 dB and with a peak SAR value greater than 0.0012 W/kg
- Electronics: DAE4 Sn1548; Calibrated: 2/23/2022
- Probe: EX3DV4 - SN7482; ConvF(9.01, 9.01, 9.01) @ 836.6 MHz; Calibrated: 4/26/2022
- Sensor-Surface: 1.4mm (Mechanical Surface Detection)
- Phantom: SAM with CRP; Type: SAM; Serial: 1751

**LHS/Touch\_pi/2 BPSK RB 1,52 Ch 167300/Area Scan (8x13x1):** Measurement grid: dx=15mm, dy=15mm

[Info: Interpolated medium parameters used for SAR evaluation.](#)

Maximum value of SAR (measured) = 0.211 W/kg

**LHS/Touch\_pi/2 BPSK RB 1,52 Ch 167300/Zoom Scan (5x5x7)/Cube 0:** Measurement grid: dx=8mm, dy=8mm, dz=5mm

Reference Value = 15.24 V/m; Power Drift = -0.04 dB

Peak SAR (extrapolated) = 0.219 W/kg


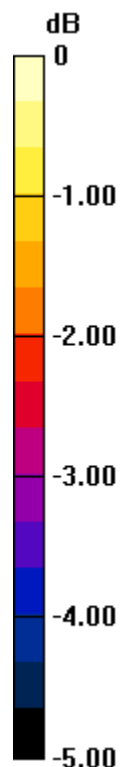
**SAR(1 g) = 0.162 W/kg; SAR(10 g) = 0.122 W/kg**

Smallest distance from peaks to all points 3 dB below: Larger than measurement grid

Ratio of SAR at M2 to SAR at M1 = 76.4%

[Info: Interpolated medium parameters used for SAR evaluation.](#)

Maximum value of SAR (measured) = 0.197 W/kg



0 dB = 0.197 W/kg = -7.06 dBW/kg

**n5 ANT 1**

Frequency: 836.6 MHz; Duty Cycle: 1:1; Room Ambient Temperature: 24.0°C; Liquid Temperature: 23.0°C  
Medium parameters used (interpolated):  $f = 836.6$  MHz;  $\sigma = 0.891$  S/m;  $\epsilon_r = 40.967$ ;  $\rho = 1000$  kg/m<sup>3</sup>

Dasy Configuration:

- Area Scan Setting: Find Secondary Maximum within 2.0 dB and with a peak SAR value greater than 0.0012 W/kg
- Electronics: DAE4 Sn1263; Calibrated: 10/12/2021
- Probe: EX3DV4 - SN7589; ConvF(10.09, 10.09, 10.09) @ 836.6 MHz; Calibrated: 4/28/2022
- Sensor-Surface: 1.4mm (Mechanical Surface Detection)
- Phantom: Twin-SAM V8.0 (20deg probe tilt); Type: QD 000 P41 Ax; Serial: xxxx

**Rear/Pi2 BPSK RB 50,25 Ch 167300/Area Scan (9x14x1):** Measurement grid: dx=15mm, dy=15mm

[Info: Interpolated medium parameters used for SAR evaluation.](#)

Maximum value of SAR (measured) = 0.648 W/kg

**Rear/Pi2 BPSK RB 50,25 Ch 167300/Zoom Scan (6x6x7)/Cube 0:** Measurement grid: dx=8mm, dy=8mm, dz=5mm

Reference Value = 17.13 V/m; Power Drift = -0.15 dB

Peak SAR (extrapolated) = 1.22 W/kg

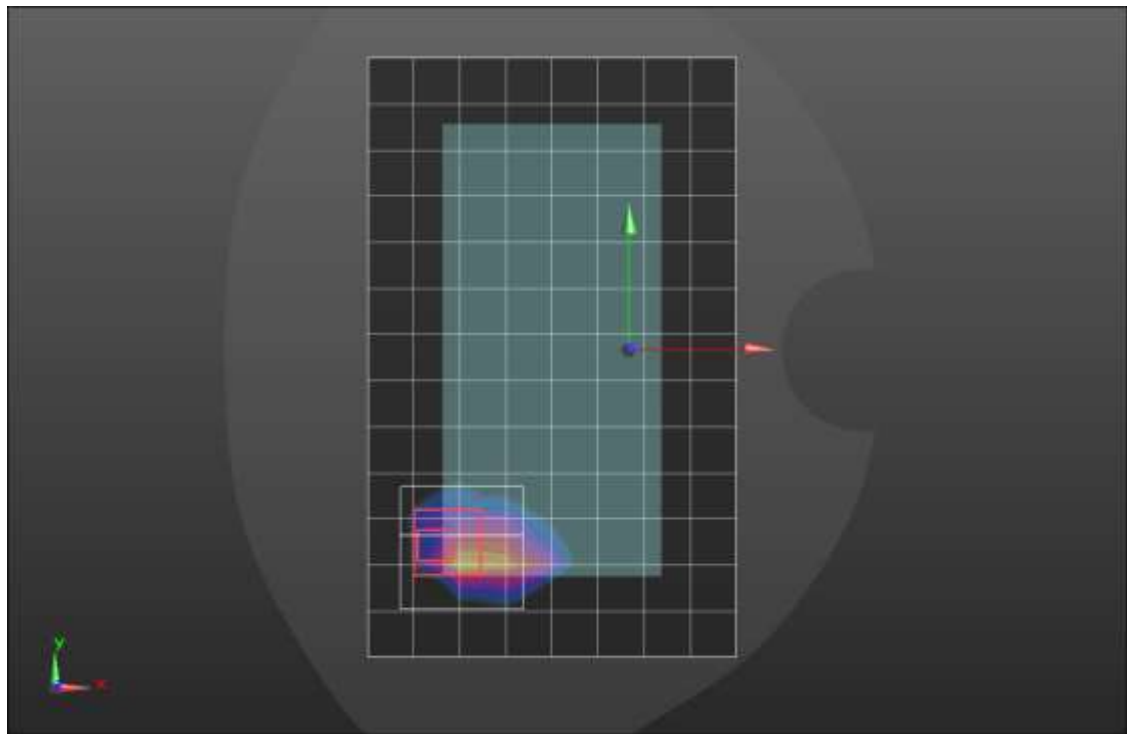
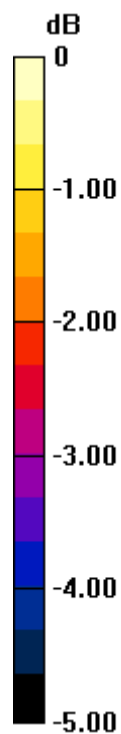
**SAR(1 g) = 0.522 W/kg; SAR(10 g) = 0.275 W/kg**

Smallest distance from peaks to all points 3 dB below = 6.4 mm

Ratio of SAR at M2 to SAR at M1 = 43.9%

[Info: Interpolated medium parameters used for SAR evaluation.](#)

Maximum value of SAR (measured) = 0.905 W/kg



0 dB = 0.905 W/kg = -0.43 dBW/kg

**n5 ANT 2**

Frequency: 836.6 MHz; Duty Cycle: 1:1; Room Ambient Temperature: 24.0°C; Liquid Temperature: 23.0°C  
Medium parameters used (interpolated):  $f = 836.6$  MHz;  $\sigma = 0.928$  S/m;  $\epsilon_r = 41.434$ ;  $\rho = 1000$  kg/m<sup>3</sup>

Dasy Configuration:

- Area Scan Setting: Find Secondary Maximum within 2.0 dB and with a peak SAR value greater than 0.0012 W/kg
- Electronics: DAE4 Sn1548; Calibrated: 2/23/2022
- Probe: EX3DV4 - SN7482; ConvF(9.01, 9.01, 9.01); Calibrated: 4/26/2022;
- Sensor-Surface: 1.4mm (Mechanical Surface Detection)
- Phantom: SAM with CRP; Type: SAM; Serial: 1751

**RHS/Touch Pi/2 QPSK RB 1,52 Ch 167300/Area Scan (9x13x1):** Measurement grid: dx=15mm, dy=15mm

[Info: Interpolated medium parameters used for SAR evaluation.](#)

Maximum value of SAR (measured) = 0.831 W/kg

**RHS/Touch Pi/2 QPSK RB 1,52 Ch 167300/Zoom Scan (7x6x7)/Cube 0:** Measurement grid: dx=8mm, dy=8mm, dz=5mm

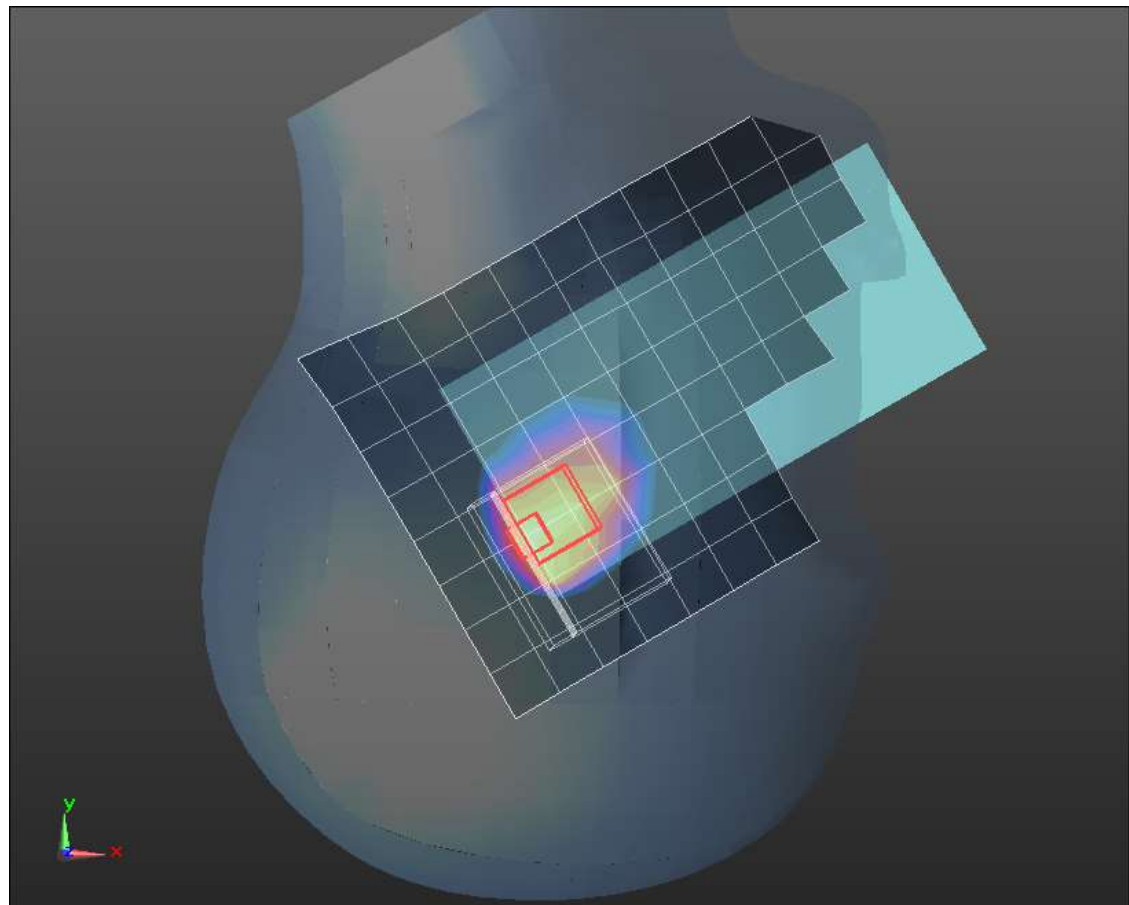
Reference Value = 30.28 V/m; Power Drift = 0.02 dB

Peak SAR (extrapolated) = 1.23 W/kg

**SAR(1 g) = 0.664 W/kg; SAR(10 g) = 0.448 W/kg**

[Info: Interpolated medium parameters used for SAR evaluation.](#)

Maximum value of SAR (measured) = 0.920 W/kg



0 dB = 0.920 W/kg = -0.36 dBW/kg

**n5 ANT 2**

Frequency: 836.6 MHz; Duty Cycle: 1:1; Room Ambient Temperature: 24.0°C; Liquid Temperature: 23.0°C  
Medium parameters used (interpolated):  $f = 836.6$  MHz;  $\sigma = 0.912$  S/m;  $\epsilon_r = 40.218$ ;  $\rho = 1000$  kg/m<sup>3</sup>

Dasy Configuration:

- Area Scan Setting: Find Secondary Maximum within 2.0 dB and with a peak SAR value greater than 0.0012 W/kg
- Electronics: DAE4 Sn1263; Calibrated: 10/12/2021
- Probe: EX3DV4 - SN7589; ConvF(10.09, 10.09, 10.09) @ 836.6 MHz; Calibrated: 4/28/2022
- Sensor-Surface: 1.4mm (Mechanical Surface Detection)
- Phantom: Twin-SAM V8.0 (20deg probe tilt); Type: QD 000 P41 Ax; Serial: xxxx

**Rear/ Pi/2 QPSK RB 1,52 Ch 167300/Area Scan (9x14x1):** Measurement grid: dx=15mm, dy=15mm

[Info: Interpolated medium parameters used for SAR evaluation.](#)

Maximum value of SAR (measured) = 0.676 W/kg

**Rear/ Pi/2 QPSK RB 1,52 Ch 167300/Zoom Scan (5x5x7)/Cube 0:** Measurement grid: dx=8mm, dy=8mm, dz=5mm

Reference Value = 28.41 V/m; Power Drift = 0.02 dB

Peak SAR (extrapolated) = 0.825 W/kg

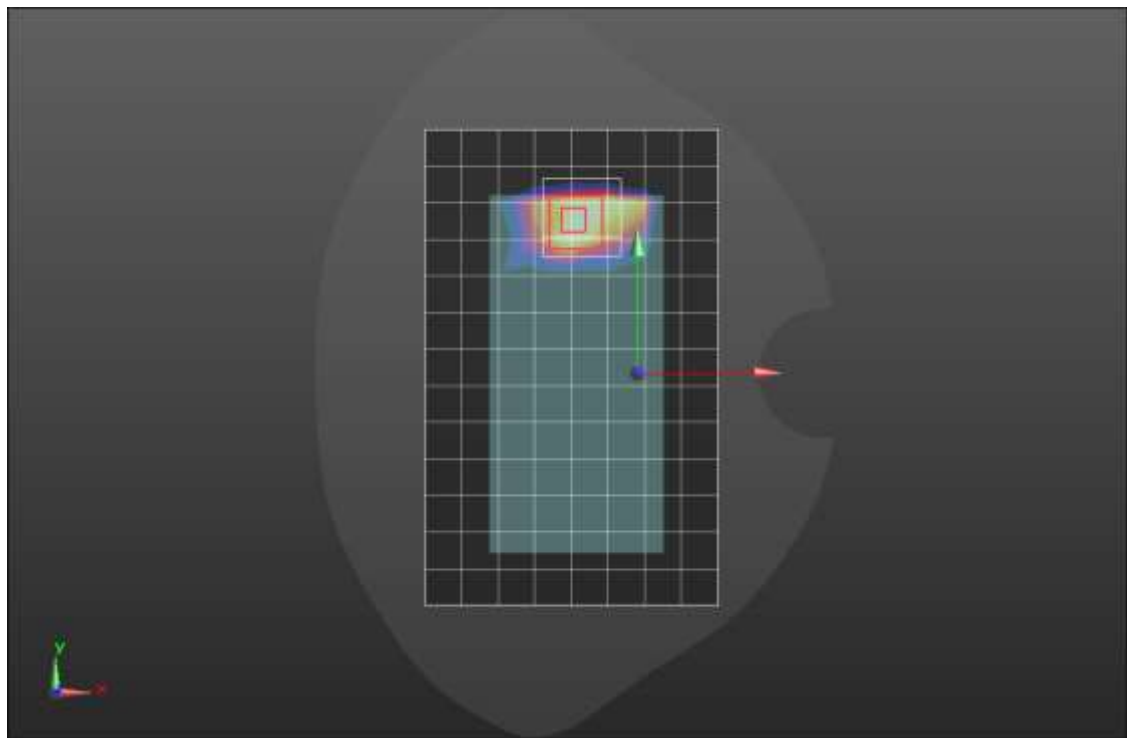
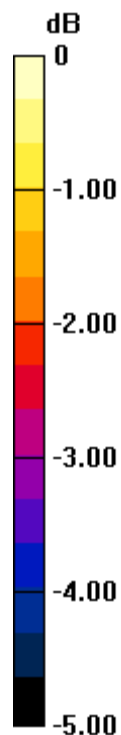
**SAR(1 g) = 0.513 W/kg; SAR(10 g) = 0.327 W/kg**

Smallest distance from peaks to all points 3 dB below = 9.6 mm

Ratio of SAR at M2 to SAR at M1 = 63.8%

[Info: Interpolated medium parameters used for SAR evaluation.](#)

Maximum value of SAR (measured) = 0.666 W/kg



0 dB = 0.666 W/kg = -1.77 dBW/kg



**n7 ANT 1**

Frequency: 2535 MHz; Duty Cycle: 1:1; Room Ambient Temperature: 24.0°C; Liquid Temperature: 23.0°C  
Medium parameters used:  $f = 2535$  MHz;  $\sigma = 1.9$  S/m;  $\epsilon_r = 40.961$ ;  $\rho = 1000$  kg/m<sup>3</sup>

Dasy Configuration:

- Area Scan Setting: Find Secondary Maximum within 2.0 dB and with a peak SAR value greater than 0.0012 W/kg
- Electronics: DAE4 Sn1540; Calibrated: 1/11/2022
- Probe: EX3DV4 - SN7356; ConvF(7.99, 7.99, 7.99) @ 2535 MHz; Calibrated: 3/24/2022
- Sensor-Surface: 1.4mm (Mechanical Surface Detection)
- Phantom: Twin-SAM V5.0 (20deg probe tilt); Type: SAM;

**RHS/Touch\_Pi/2 BPSK RB 108,54 Ch 507000/Area Scan (10x16x1):** Measurement grid: dx=12mm, dy=12mm

Maximum value of SAR (measured) = 0.736 W/kg

**RHS/Touch\_Pi/2 BPSK RB 108,54 Ch 507000/Zoom Scan (7x7x7)/Cube 0:** Measurement grid: dx=5mm, dy=5mm, dz=5mm

Reference Value = 18.98 V/m; Power Drift = -0.11 dB

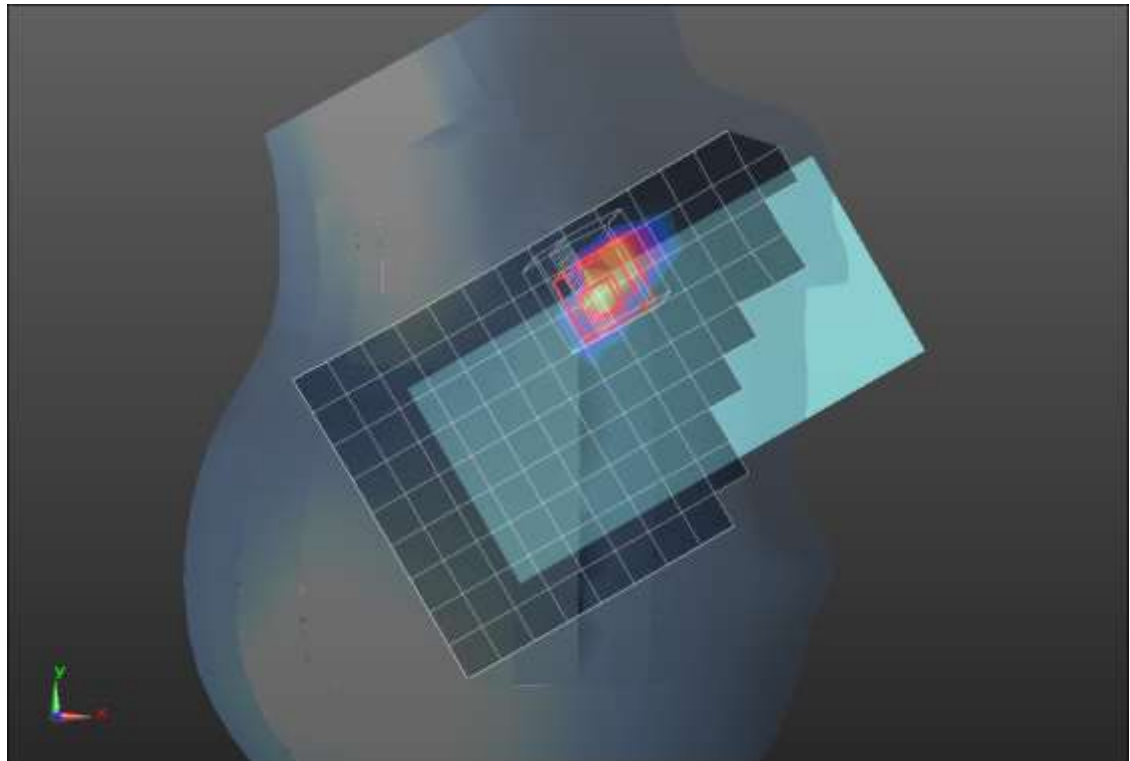
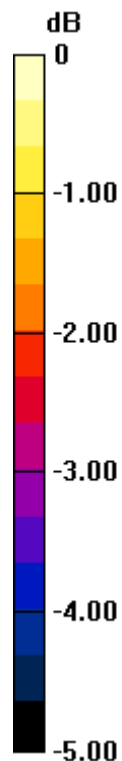
Peak SAR (extrapolated) = 1.03 W/kg

**SAR(1 g) = 0.528 W/kg; SAR(10 g) = 0.262 W/kg**

Smallest distance from peaks to all points 3 dB below = 8.9 mm

Ratio of SAR at M2 to SAR at M1 = 50.5%

Maximum value of SAR (measured) = 0.826 W/kg



0 dB = 0.826 W/kg = -0.83 dBW/kg



**n7 ANT 1**

Frequency: 2535 MHz; Duty Cycle: 1:1; Room Ambient Temperature: 24.0°C; Liquid Temperature: 23.0°C  
Medium parameters used:  $f = 2535$  MHz;  $\sigma = 1.924$  S/m;  $\epsilon_r = 37.286$ ;  $\rho = 1000$  kg/m<sup>3</sup>

Dasy Configuration:

- Area Scan Setting: Find Secondary Maximum within 2.0 dB and with a peak SAR value greater than 0.0012 W/kg
- Electronics: DAE4 Sn1433; Calibrated: 2/23/2022
- Probe: EX3DV4 - SN3929; ConvF(6.98, 6.98, 6.98) @ 2535 MHz; Calibrated: 3/23/2022
- Sensor-Surface: 1.4mm (Mechanical Surface Detection)
- Phantom: Twin-SAM V8.0 (20deg probe tilt); Type: QD 000 P41 AA; Serial: 1956

**Rear/Pi/2 BPSK RB 1,107 Ch 507000/Area Scan (10x17x1):** Measurement grid: dx=12mm, dy=12mm  
Maximum value of SAR (measured) = 0.882 W/kg

**Rear/Pi/2 BPSK RB 1,107 Ch 507000/Zoom Scan (8x8x7)/Cube 0:** Measurement grid: dx=5mm, dy=5mm, dz=5mm

Reference Value = 19.40 V/m; Power Drift = -0.02 dB

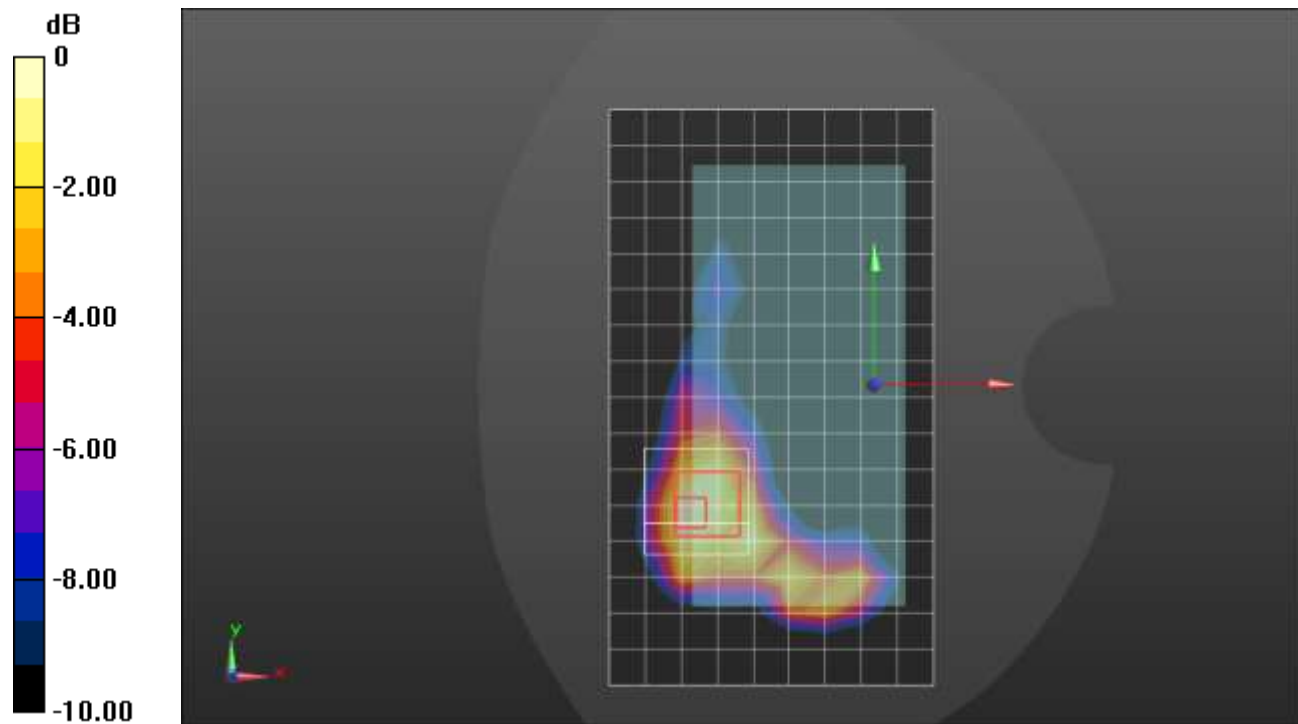
Peak SAR (extrapolated) = 1.19 W/kg

**SAR(1 g) = 0.523 W/kg; SAR(10 g) = 0.288 W/kg**

Smallest distance from peaks to all points 3 dB below = 7.6 mm

Ratio of SAR at M2 to SAR at M1 = 42.9%

Maximum value of SAR (measured) = 0.879 W/kg



0 dB = 0.879 W/kg = -0.56 dBW/kg

**n7 ANT 1**

Frequency: 2535 MHz; Duty Cycle: 1:1; Room Ambient Temperature: 24.0°C; Liquid Temperature: 23.0°C  
Medium parameters used:  $f = 2535$  MHz;  $\sigma = 1.924$  S/m;  $\epsilon_r = 37.286$ ;  $\rho = 1000$  kg/m<sup>3</sup>

Dasy Configuration:

- Area Scan Setting: Find Secondary Maximum within 2.0 dB and with a peak SAR value greater than 0.0012 W/kg
- Electronics: DAE4 Sn1433; Calibrated: 2/23/2022
- Probe: EX3DV4 - SN3929; ConvF(6.98, 6.98, 6.98) @ 2535 MHz; Calibrated: 3/23/2022
- Sensor-Surface: 1.4mm (Mechanical Surface Detection (Locations From Previous Scan Used)), Sensor-Surface: 1.4mm (Mechanical Surface Detection)
- Phantom: Twin-SAM V8.0 (20deg probe tilt); Type: QD 000 P41 AA; Serial: 1956

**Edge 2/Pi/2 BPSK RB 108,54 Ch 507000/Area Scan (7x16x1):** Measurement grid: dx=12mm, dy=12mm

Maximum value of SAR (measured) = 0.927 W/kg

**Edge 2/Pi/2 BPSK RB 108,54 Ch 507000/Zoom Scan (7x7x7)/Cube 0:** Measurement grid: dx=5mm, dy=5mm, dz=5mm

Reference Value = 19.24 V/m; Power Drift = 0.20 dB

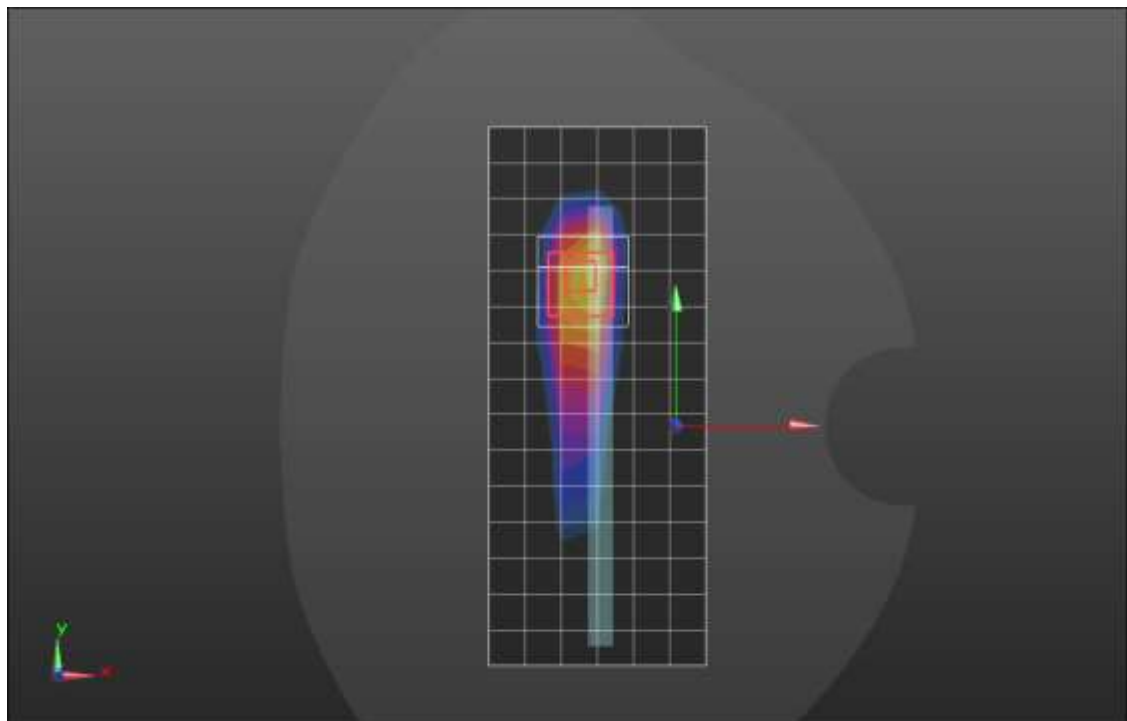
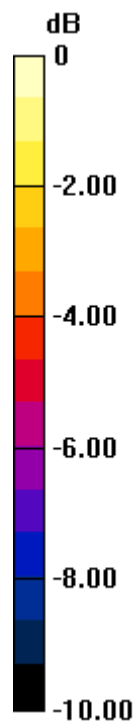
Peak SAR (extrapolated) = 1.72 W/kg

**SAR(1 g) = 0.711 W/kg; SAR(10 g) = 0.299 W/kg**

Smallest distance from peaks to all points 3 dB below = 7 mm

Ratio of SAR at M2 to SAR at M1 = 41.6%

Maximum value of SAR (measured) = 1.29 W/kg



0 dB = 1.29 W/kg = 1.11 dBW/kg

**n7 ANT 2**

Frequency: 2535 MHz; Duty Cycle: 1:1; Room Ambient Temperature: 24.0°C; Liquid Temperature: 23.0°C  
Medium parameters used:  $f = 2535$  MHz;  $\sigma = 1.917$  S/m;  $\epsilon_r = 40.735$ ;  $\rho = 1000$  kg/m<sup>3</sup>

Dasy Configuration:

- Area Scan Setting: Find Secondary Maximum within 2.0 dB and with a peak SAR value greater than 0.0012 W/kg
- Electronics: DAE4 Sn1434; Calibrated: 11/11/2021
- Probe: EX3DV4 - SN7569; ConvF(7.45, 7.45, 7.45) @ 2535 MHz; Calibrated: 4/26/2022
- Sensor-Surface: 1.4mm (Mechanical Surface Detection)
- Phantom: Twin-SAM V8.0 (20deg probe tilt); Type: QD 000 P41 AA; Serial: 1956

**RHS/Touch\_Pi/2 BPSK RB 1,107 Ch 507000/Area Scan (10x16x1):** Measurement grid: dx=12mm, dy=12mm

Maximum value of SAR (measured) = 1.08 W/kg

**RHS/Touch\_Pi/2 BPSK RB 1,107 Ch 507000/Zoom Scan (7x7x7)/Cube 0:** Measurement grid: dx=5mm, dy=5mm, dz=5mm

Reference Value = 24.07 V/m; Power Drift = -0.04 dB

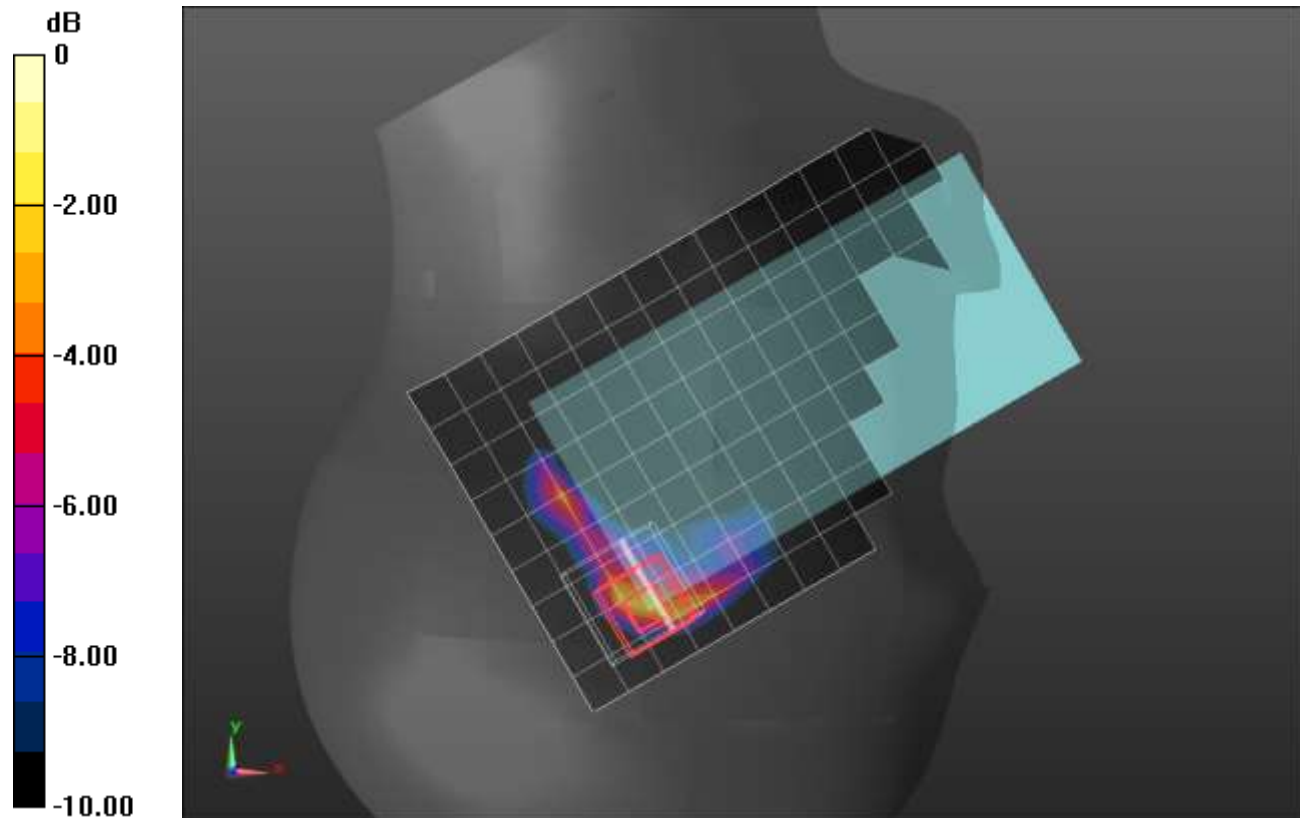
Peak SAR (extrapolated) = 2.29 W/kg

**SAR(1 g) = 0.819 W/kg; SAR(10 g) = 0.303 W/kg**

Smallest distance from peaks to all points 3 dB below = 5 mm

Ratio of SAR at M2 to SAR at M1 = 36.7%

Maximum value of SAR (measured) = 1.59 W/kg



0 dB = 1.59 W/kg = 2.01 dBW/kg

**n7 ANT 2**

Frequency: 2535 MHz; Duty Cycle: 1:1; Room Ambient Temperature: 24.0°C; Liquid Temperature: 23.0°C  
Medium parameters used:  $f = 2535$  MHz;  $\sigma = 1.917$  S/m;  $\epsilon_r = 40.735$ ;  $\rho = 1000$  kg/m<sup>3</sup>

Dasy Configuration:

- Area Scan Setting: Find Secondary Maximum within 2.0 dB and with a peak SAR value greater than 0.0012 W/kg
- Electronics: DAE4 Sn1434; Calibrated: 11/11/2021
- Probe: EX3DV4 - SN7569; ConvF(7.45, 7.45, 7.45) @ 2535 MHz; Calibrated: 4/26/2022
- Sensor-Surface: 1.4mm (Mechanical Surface Detection)
- Phantom: Twin-SAM V8.0 (20deg probe tilt); Type: QD 000 P41 AA; Serial: 1956

**Rear/ Pi/2 BPSK RB 108,54 Ch 507000/Area Scan (10x16x1):** Measurement grid: dx=12mm, dy=12mm  
Maximum value of SAR (measured) = 0.872 W/kg

**Rear/ Pi/2 BPSK RB 108,54 Ch 507000/Zoom Scan (8x8x7)/Cube 0:** Measurement grid: dx=5mm, dy=5mm, dz=5mm

Reference Value = 19.79 V/m; Power Drift = -0.03 dB

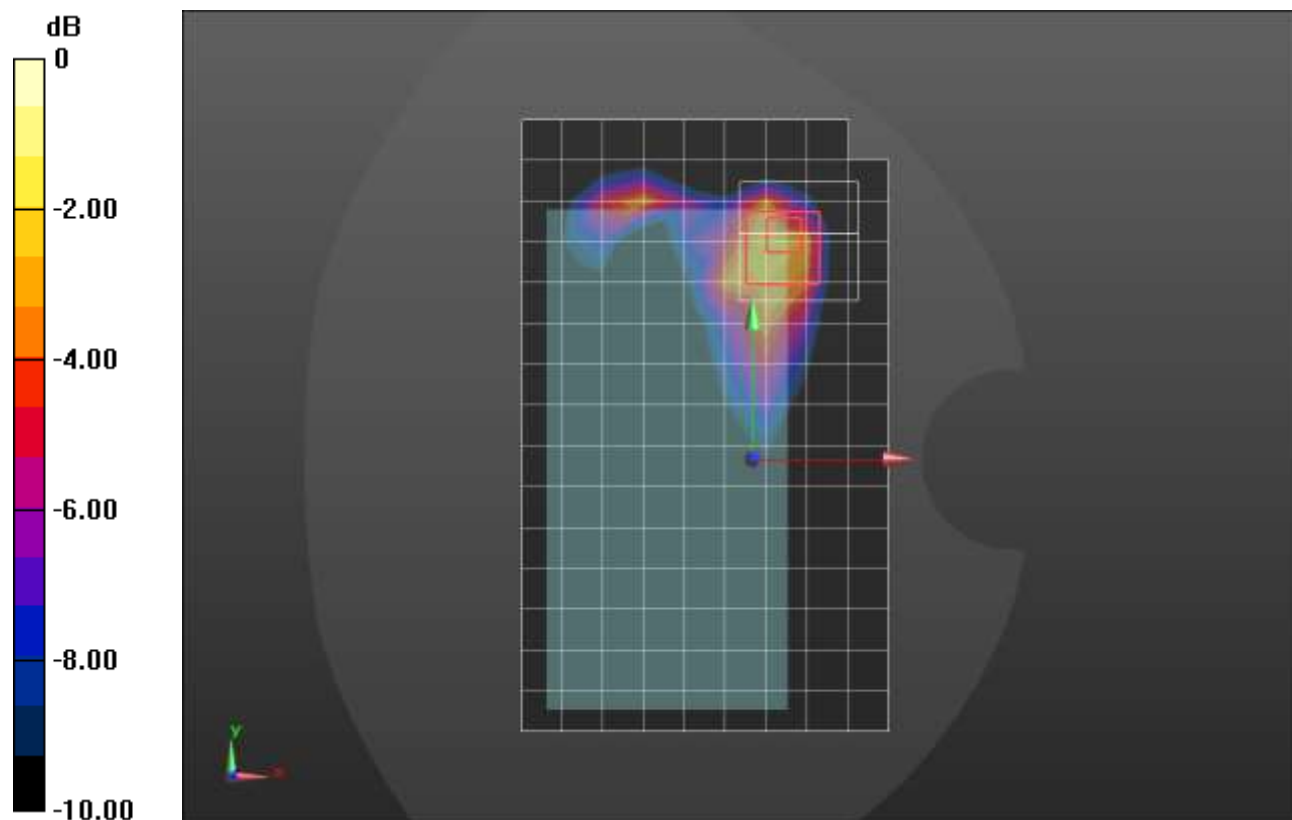
Peak SAR (extrapolated) = 1.80 W/kg

**SAR(1 g) = 0.717 W/kg; SAR(10 g) = 0.293 W/kg**

Smallest distance from peaks to all points 3 dB below = 5.7 mm

Ratio of SAR at M2 to SAR at M1 = 41.2%

Maximum value of SAR (measured) = 1.34 W/kg



**n7 ANT 3**

Frequency: 2535 MHz; Duty Cycle: 1:1; Room Ambient Temperature: 24.0°C; Liquid Temperature: 23.0°C  
Medium parameters used:  $f = 2535$  MHz;  $\sigma = 1.9$  S/m;  $\epsilon_r = 40.961$ ;  $\rho = 1000$  kg/m<sup>3</sup>

Dasy Configuration:

- Area Scan Setting: Find Secondary Maximum within 2.0 dB and with a peak SAR value greater than 0.0012 W/kg
- Electronics: DAE4 Sn1540; Calibrated: 1/11/2022
- Probe: EX3DV4 - SN7356; ConvF(7.99, 7.99, 7.99) @ 2535 MHz; Calibrated: 3/24/2022
- Sensor-Surface: 1.4mm (Mechanical Surface Detection)
- Phantom: Twin-SAM V5.0 (20deg probe tilt); Type: SAM;

**LHS/Touch\_Pi/2 BPSK RB 1,107 Ch 507000/Area Scan (10x16x1):** Measurement grid: dx=12mm, dy=12mm

Maximum value of SAR (measured) = 1.13 W/kg

**LHS/Touch\_Pi/2 BPSK RB 1,107 Ch 507000/Zoom Scan (7x7x7)/Cube 0:** Measurement grid: dx=5mm, dy=5mm, dz=5mm

Reference Value = 22.84 V/m; Power Drift = 0.19 dB

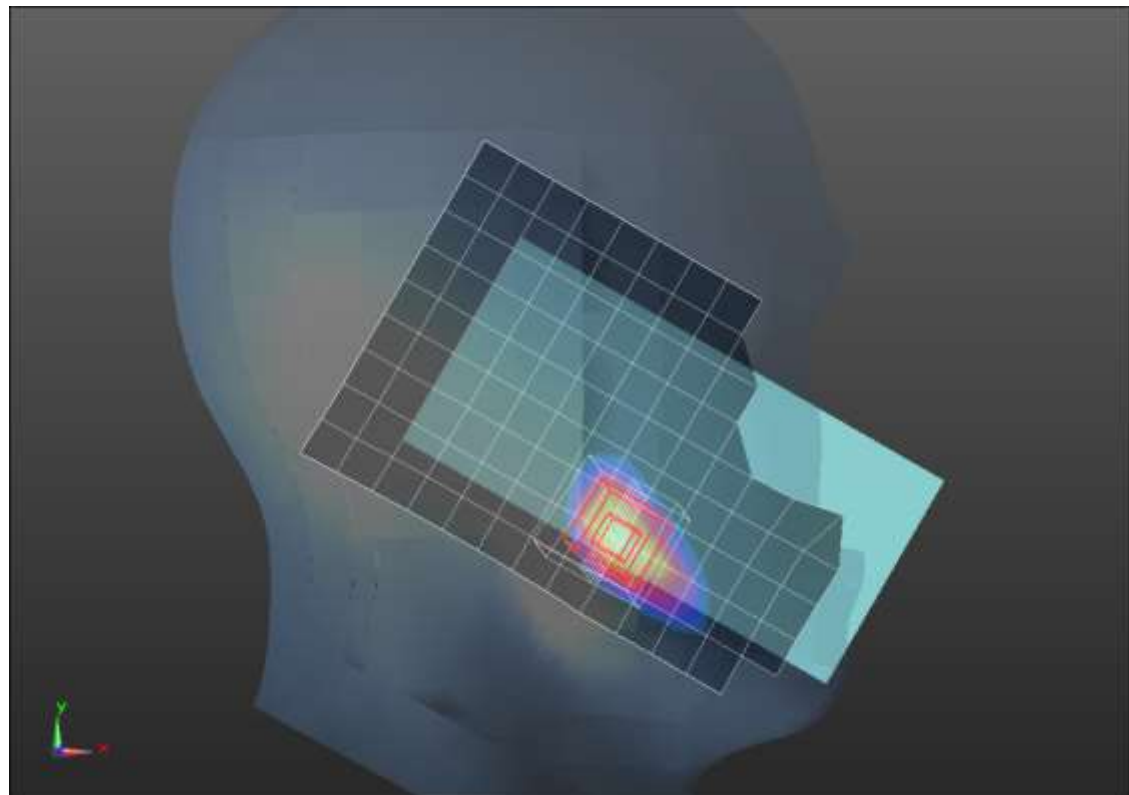
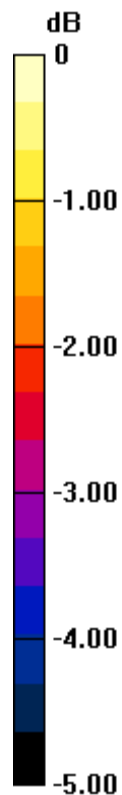
Peak SAR (extrapolated) = 1.36 W/kg

**SAR(1 g) = 0.757 W/kg; SAR(10 g) = 0.397 W/kg**

Smallest distance from peaks to all points 3 dB below = 10.3 mm

Ratio of SAR at M2 to SAR at M1 = 57.5%

Maximum value of SAR (measured) = 1.13 W/kg



0 dB = 1.13 W/kg = 0.53 dBW/kg

**n7 ANT 3**

Frequency: 2535 MHz; Duty Cycle: 1:1; Room Ambient Temperature: 24.0°C; Liquid Temperature: 23.0°C  
Medium parameters used:  $f = 2535$  MHz;  $\sigma = 1.946$  S/m;  $\epsilon_r = 40.282$ ;  $\rho = 1000$  kg/m<sup>3</sup>

Dasy Configuration:

- Area Scan Setting: Find Secondary Maximum within 2.0 dB and with a peak SAR value greater than 0.0012 W/kg
- Electronics: DAE4ip Sn1621; Calibrated: 4/21/2022
- Probe: EX3DV4 - SN3990; ConvF(7.53, 7.53, 7.53) @ 2535 MHz; Calibrated: 2/25/2022
- Sensor-Surface: 1.4mm (Mechanical Surface Detection)
- Phantom: Twin-SAM V8.0 (30deg probe tilt); Type: QD 000 P41 Ax; Serial: xxxx

**Rear/ Pi/2 BPSK RB 1,107 Ch 507000/Area Scan (10x16x1):** Measurement grid: dx=12mm, dy=12mm  
Maximum value of SAR (measured) = 0.831 W/kg

**Rear/ Pi/2 BPSK RB 1,107 Ch 507000/Zoom Scan (8x9x7)/Cube 0:** Measurement grid: dx=5mm, dy=5mm, dz=5mm

Reference Value = 18.65 V/m; Power Drift = -0.07 dB

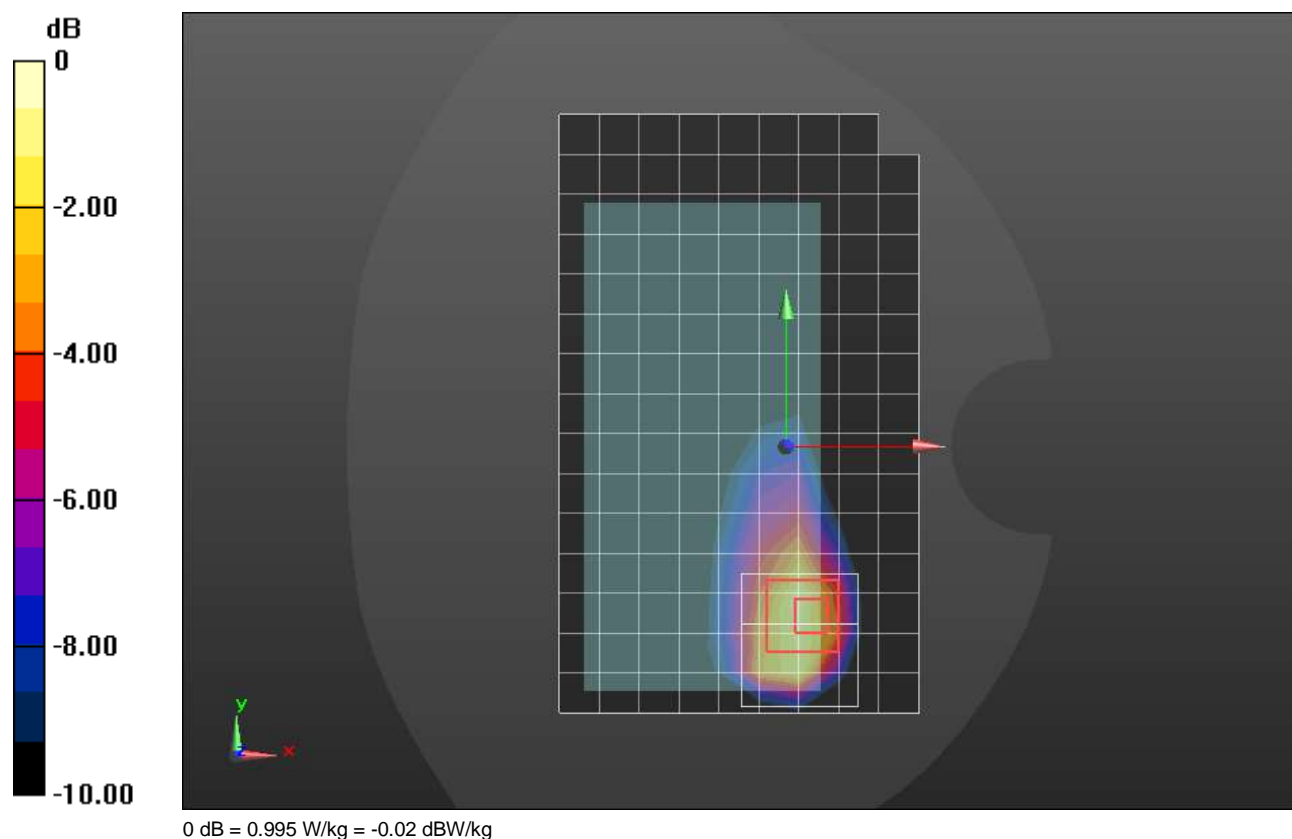
Peak SAR (extrapolated) = 1.31 W/kg

**SAR(1 g) = 0.567 W/kg; SAR(10 g) = 0.260 W/kg**

Smallest distance from peaks to all points 3 dB below = 8 mm

Ratio of SAR at M2 to SAR at M1 = 43.6%

Maximum value of SAR (measured) = 0.995 W/kg



**n7 ANT 3**

Frequency: 2535 MHz; Duty Cycle: 1:1; Room Ambient Temperature: 24.0°C; Liquid Temperature: 23.0°C  
Medium parameters used:  $f = 2535$  MHz;  $\sigma = 1.946$  S/m;  $\epsilon_r = 40.282$ ;  $\rho = 1000$  kg/m<sup>3</sup>

Dasy Configuration:

- Area Scan Setting: Find Secondary Maximum within 2.0 dB and with a peak SAR value greater than 0.0012 W/kg
- Electronics: DAE4ip Sn1621; Calibrated: 4/21/2022
- Probe: EX3DV4 - SN3990; ConvF(7.53, 7.53, 7.53) @ 2535 MHz; Calibrated: 2/25/2022
- Sensor-Surface: 1.4mm (Mechanical Surface Detection)
- Phantom: Twin-SAM V8.0 (30deg probe tilt); Type: QD 000 P41 Ax; Serial: xxxx

**Edge 4/ Pi/2 BPSK RB 1,107 Ch 507000/Area Scan (7x16x1):** Measurement grid: dx=12mm, dy=12mm

Maximum value of SAR (measured) = 0.985 W/kg

**Edge 4/ Pi/2 BPSK RB 1,107 Ch 507000/Zoom Scan (7x7x7)/Cube 0:** Measurement grid: dx=5mm, dy=5mm, dz=5mm

Reference Value = 17.91 V/m; Power Drift = 0.12 dB

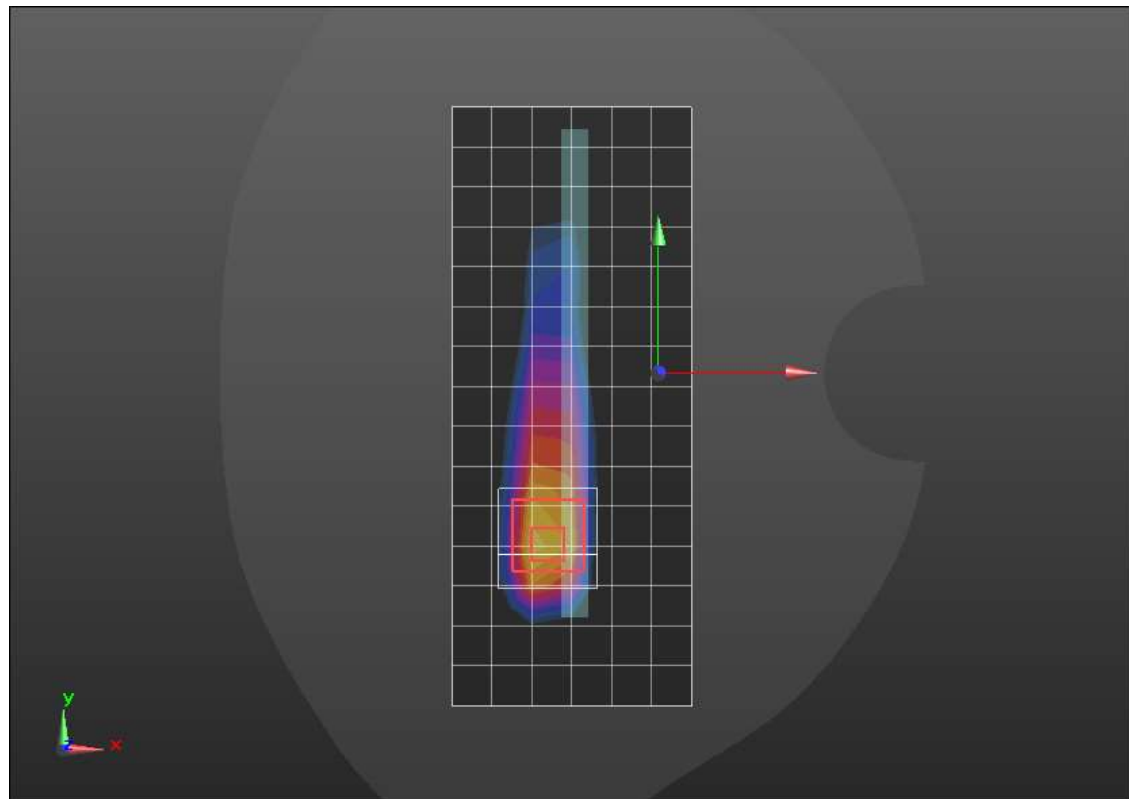
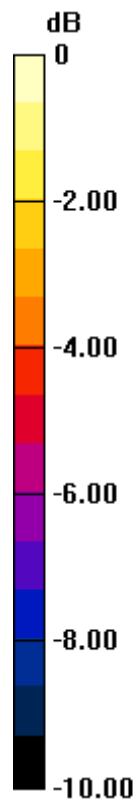
Peak SAR (extrapolated) = 1.90 W/kg

**SAR(1 g) = 0.784 W/kg; SAR(10 g) = 0.332 W/kg**

Smallest distance from peaks to all points 3 dB below = 8 mm

Ratio of SAR at M2 to SAR at M1 = 41.5%

Maximum value of SAR (measured) = 1.42 W/kg



0 dB = 1.42 W/kg = 1.52 dBW/kg



**n7 ANT 4**

Frequency: 2535 MHz; Duty Cycle: 1:1; Room Ambient Temperature: 24.0°C; Liquid Temperature: 23.0°C  
Medium parameters used:  $f = 2535$  MHz;  $\sigma = 1.847$  S/m;  $\epsilon_r = 38.654$ ;  $\rho = 1000$  kg/m<sup>3</sup>

Dasy Configuration:

- Area Scan Setting: Find Secondary Maximum within 2.0 dB and with a peak SAR value greater than 0.0012 W/kg
- Electronics: DAE4 Sn1359; Calibrated: 1/7/2022
- Probe: EX3DV4 - SN3991; ConvF(7.9, 7.9, 7.9) @ 2535 MHz; Calibrated: 8/20/2021
- Sensor-Surface: 1.4mm (Mechanical Surface Detection (Locations From Previous Scan Used)), Sensor-Surface: 1.4mm (Mechanical Surface Detection)
- Phantom: Twin-SAM V8.0 (20deg probe tilt); Type: QD 000 P41 AA; Serial: 1956

**LHS/Touch\_Pi/2 BPSK RB 108,54 Ch 507000/Area Scan (10x16x1):** Measurement grid: dx=12mm, dy=12mm

Maximum value of SAR (measured) = 1.17 W/kg

**LHS/Touch\_Pi/2 BPSK RB 108,54 Ch 507000/Zoom Scan (7x7x7)/Cube 0:** Measurement grid: dx=5mm, dy=5mm, dz=5mm

Reference Value = 22.78 V/m; Power Drift = 0.00 dB

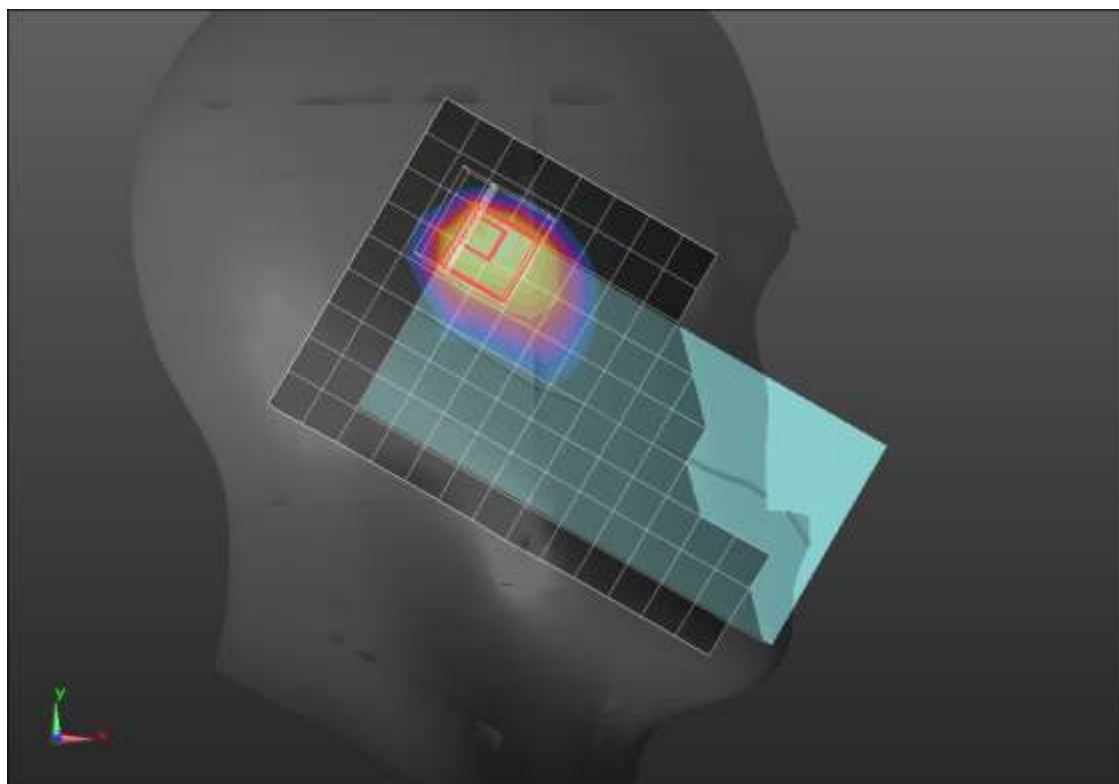
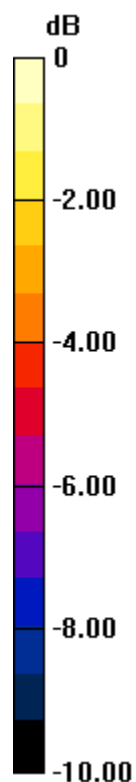
Peak SAR (extrapolated) = 1.99 W/kg

**SAR(1 g) = 0.841 W/kg; SAR(10 g) = 0.427 W/kg**

Smallest distance from peaks to all points 3 dB below = 5.7 mm

Ratio of SAR at M2 to SAR at M1 = 39.6%

Maximum value of SAR (measured) = 1.44 W/kg



0 dB = 1.44 W/kg = 1.58 dBW/kg



**n7 ANT 4**

Frequency: 2535 MHz; Duty Cycle: 1:1; Room Ambient Temperature: 24.0°C; Liquid Temperature: 23.0°C  
 Medium parameters used:  $f = 2535$  MHz;  $\sigma = 1.847$  S/m;  $\epsilon_r = 38.654$ ;  $\rho = 1000$  kg/m<sup>3</sup>

Dasy Configuration:

- Area Scan Setting: Find Secondary Maximum within 2.0 dB and with a peak SAR value greater than 0.0012 W/kg
- Electronics: DAE4 Sn1359; Calibrated: 1/7/2022
- Probe: EX3DV4 - SN3991; ConvF(7.9, 7.9, 7.9) @ 2535 MHz; Calibrated: 8/20/2021
- Sensor-Surface: 1.4mm (Mechanical Surface Detection (Locations From Previous Scan Used)), Sensor-Surface: 1.4mm (Mechanical Surface Detection)
- Phantom: Twin-SAM V8.0 (20deg probe tilt); Type: QD 000 P41 AA; Serial: 1956

**Front/ Pi/2 BPSK RB 108,54 Ch 507000/Area Scan (10x16x1):** Measurement grid:  $dx=12$ mm,  $dy=12$ mm

Maximum value of SAR (measured) = 0.639 W/kg

**Front/ Pi/2 BPSK RB 108,54 Ch 507000/Zoom Scan (10x10x7)/Cube 0:** Measurement grid:  $dx=5$ mm,  $dy=5$ mm,  $dz=5$ mm

Reference Value = 17.80 V/m; Power Drift = 0.07 dB

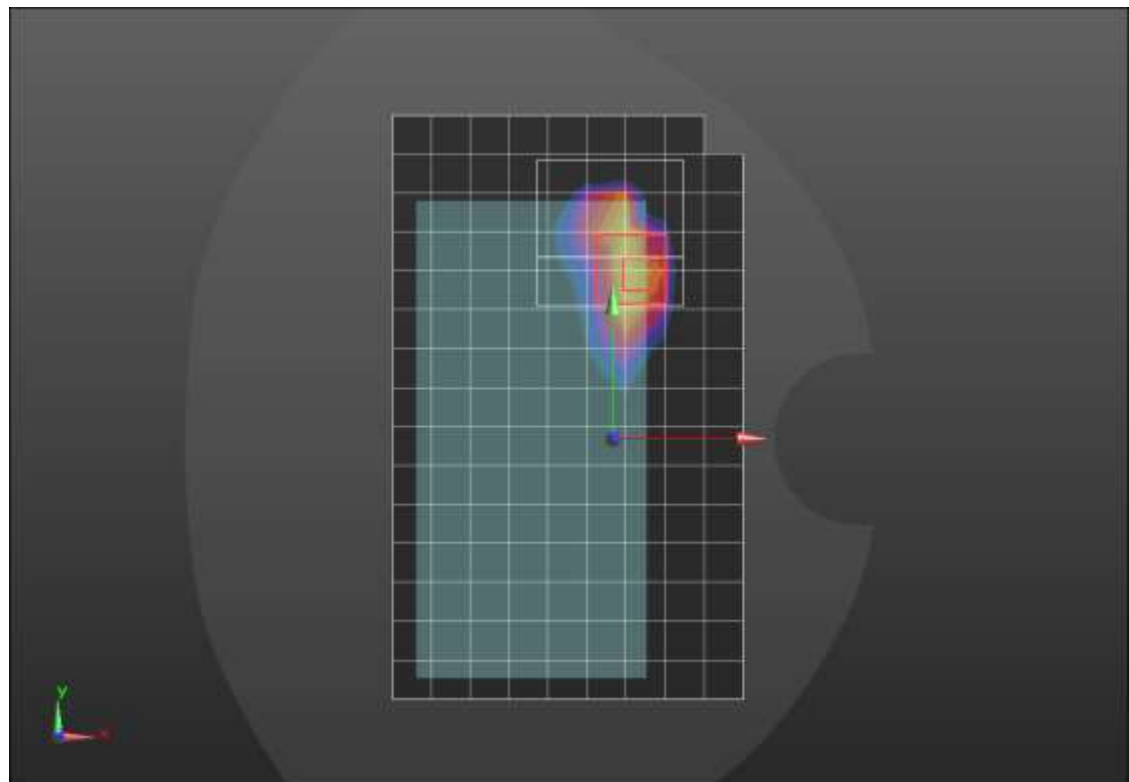
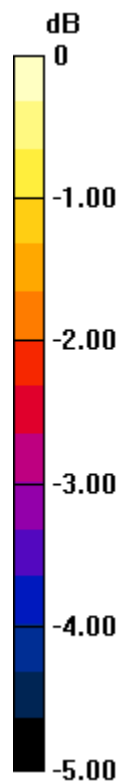
Peak SAR (extrapolated) = 1.06 W/kg

**SAR(1 g) = 0.476 W/kg; SAR(10 g) = 0.235 W/kg**

Smallest distance from peaks to all points 3 dB below = 8 mm

Ratio of SAR at M2 to SAR at M1 = 43.7%

Maximum value of SAR (measured) = 0.794 W/kg



0 dB = 0.794 W/kg = -1.00 dBW/kg

**n7 ANT 4**

Frequency: 2535 MHz; Duty Cycle: 1:1; Room Ambient Temperature: 24.0°C; Liquid Temperature: 23.0°C  
Medium parameters used:  $f = 2535$  MHz;  $\sigma = 1.847$  S/m;  $\epsilon_r = 38.654$ ;  $\rho = 1000$  kg/m<sup>3</sup>

Dasy Configuration:

- Area Scan Setting: Find Secondary Maximum within 2.0 dB and with a peak SAR value greater than 0.0012 W/kg
- Electronics: DAE4 Sn1359; Calibrated: 1/7/2022
- Probe: EX3DV4 - SN3991; ConvF(7.9, 7.9, 7.9) @ 2535 MHz; Calibrated: 8/20/2021
- Sensor-Surface: 1.4mm (Mechanical Surface Detection)
- Phantom: Twin-SAM V8.0 (20deg probe tilt); Type: QD 000 P41 AA; Serial: 1956

**Edge 2/ Pi/2 BPSK RB 1,107 Ch 507000/Area Scan (7x16x1):** Measurement grid: dx=12mm, dy=12mm

Maximum value of SAR (measured) = 1.11 W/kg

**Edge 2/ Pi/2 BPSK RB 1,107 Ch 507000/Zoom Scan (7x7x7)/Cube 0:** Measurement grid: dx=5mm, dy=5mm, dz=5mm

Reference Value = 22.90 V/m; Power Drift = 0.16 dB

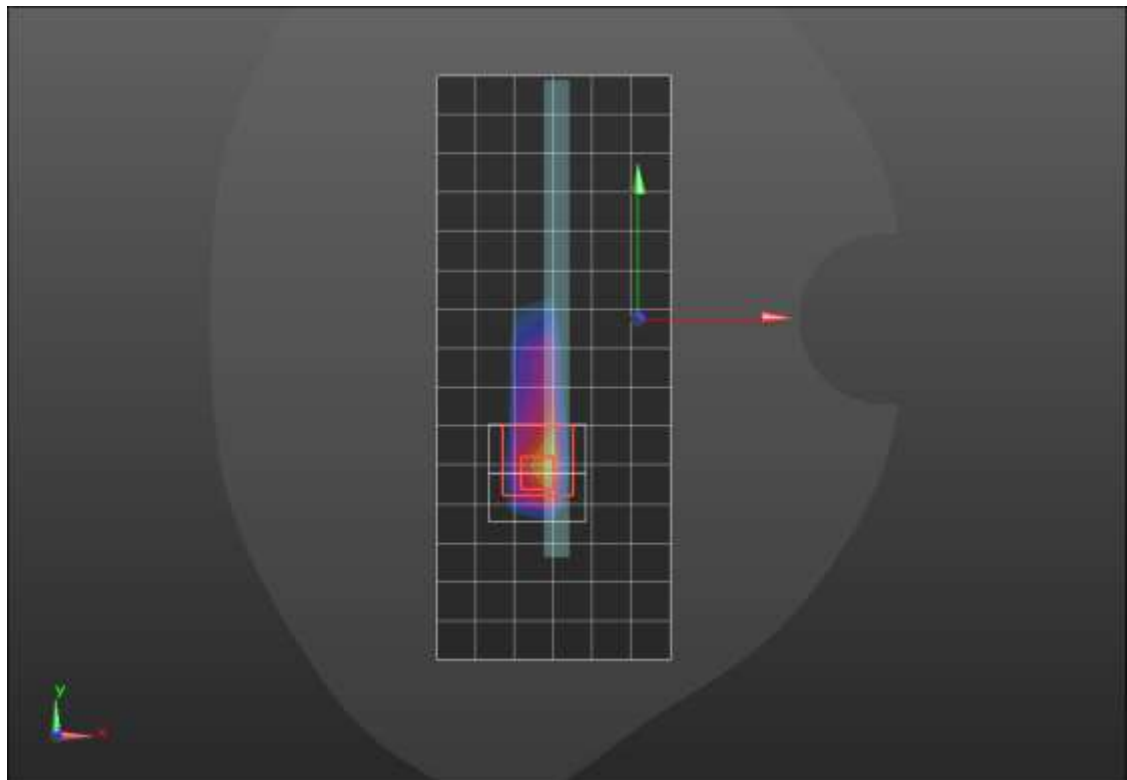
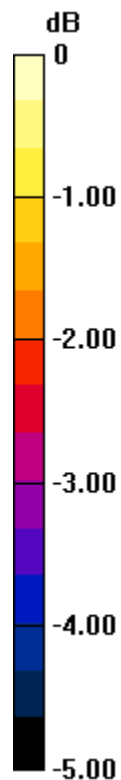
Peak SAR (extrapolated) = 1.83 W/kg

**SAR(1 g) = 0.799 W/kg; SAR(10 g) = 0.353 W/kg**

Smallest distance from peaks to all points 3 dB below = 8 mm

Ratio of SAR at M2 to SAR at M1 = 44.7%

Maximum value of SAR (measured) = 1.41 W/kg



0 dB = 1.41 W/kg = 1.49 dBW/kg

**n12 ANT 1**

Frequency: 707.5 MHz; Duty Cycle: 1:1; Room Ambient Temperature: 24.0°C; Liquid Temperature: 23.0°C  
Medium parameters used (interpolated):  $f = 707.5$  MHz;  $\sigma = 0.88$  S/m;  $\epsilon_r = 43.337$ ;  $\rho = 1000$  kg/m<sup>3</sup>

Dasy Configuration:

- Area Scan Setting: Find Secondary Maximum within 2.0 dB and with a peak SAR value greater than 0.0012 W/kg
- Electronics: DAE4 Sn1547; Calibrated: 4/21/2022
- Probe: EX3DV4 - SN3989; ConvF(10.59, 10.59, 10.59) @ 707.5 MHz; Calibrated: 1/19/2022
- Sensor-Surface: 1.4mm (Mechanical Surface Detection)
- Phantom: SAM with CRP v5.0; Type: QD000P40CD; Serial: TP:xxxx

**RHS/Touch\_Pi/2 BPSK RB 1,39 Ch 141500/Area Scan (10x13x1):** Measurement grid: dx=15mm, dy=15mm

[Info: Interpolated medium parameters used for SAR evaluation.](#)

Maximum value of SAR (measured) = 0.209 W/kg

**RHS/Touch\_Pi/2 BPSK RB 1,39 Ch 141500/Zoom Scan (5x5x7)/Cube 0:** Measurement grid: dx=8mm, dy=8mm, dz=5mm

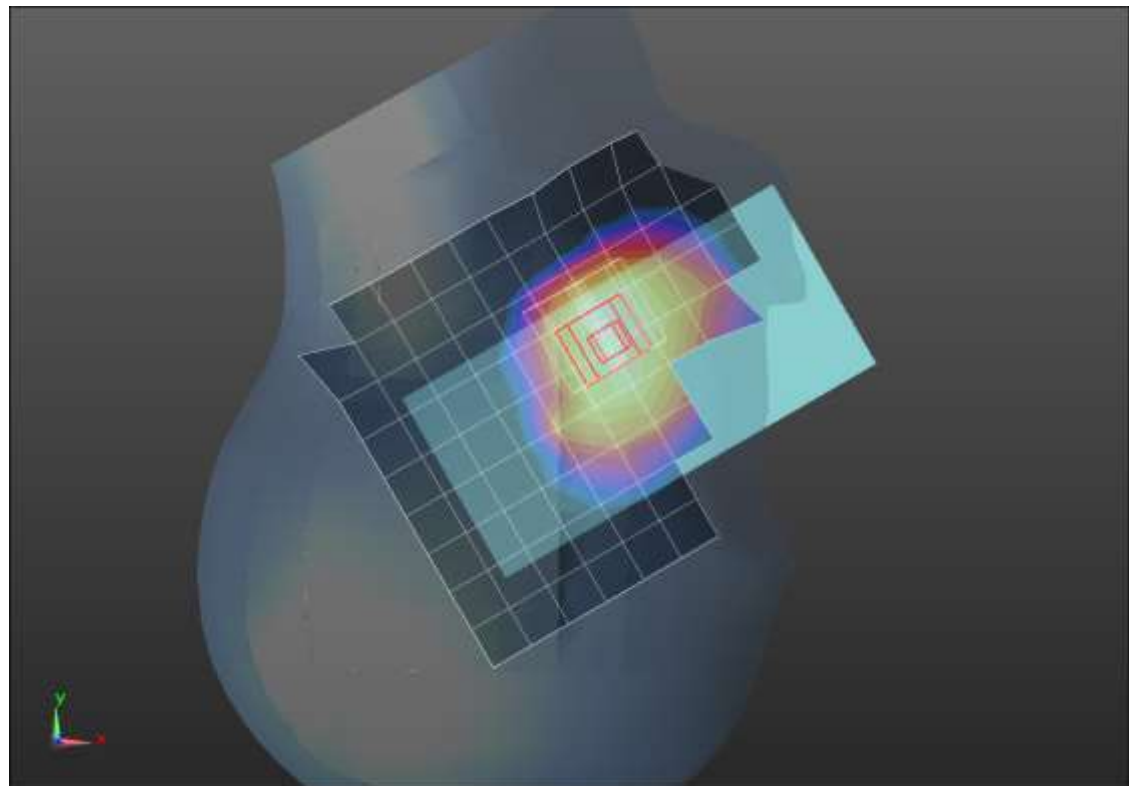
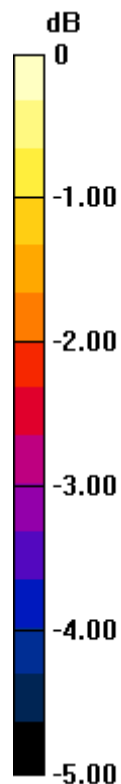
Reference Value = 15.75 V/m; Power Drift = 0.04 dB

Peak SAR (extrapolated) = 0.238 W/kg

**SAR(1 g) = 0.174 W/kg; SAR(10 g) = 0.134 W/kg**

[Info: Interpolated medium parameters used for SAR evaluation.](#)

Maximum value of SAR (measured) = 0.211 W/kg



0 dB = 0.211 W/kg = -6.76 dBW/kg

**n12 ANT 1**

Frequency: 707.5 MHz; Duty Cycle: 1:1; Room Ambient Temperature: 24.0°C; Liquid Temperature: 23.0°C  
Medium parameters used (interpolated):  $f = 707.5$  MHz;  $\sigma = 0.88$  S/m;  $\epsilon_r = 43.337$ ;  $\rho = 1000$  kg/m<sup>3</sup>

Dasy Configuration:

- Area Scan Setting: Find Secondary Maximum within 2.0 dB and with a peak SAR value greater than 0.0012 W/kg
- Electronics: DAE4 Sn1547; Calibrated: 4/21/2022
- Probe: EX3DV4 - SN3989; ConvF(10.59, 10.59, 10.59) @ 707.5 MHz; Calibrated: 1/19/2022
- Sensor-Surface: 1.4mm (Mechanical Surface Detection)
- Phantom: SAM with CRP v5.0; Type: QD000P40CD; Serial: TP:xxxx

**Rear/ Pi/2 BPSK RB 36,18 Ch 167300/Area Scan (9x13x1):** Measurement grid: dx=15mm, dy=15mm

[Info: Interpolated medium parameters used for SAR evaluation.](#)

Maximum value of SAR (measured) = 0.765 W/kg

**Rear/ Pi/2 BPSK RB 36,18 Ch 167300/Zoom Scan (5x5x7)/Cube 0:** Measurement grid: dx=8mm, dy=8mm, dz=5mm

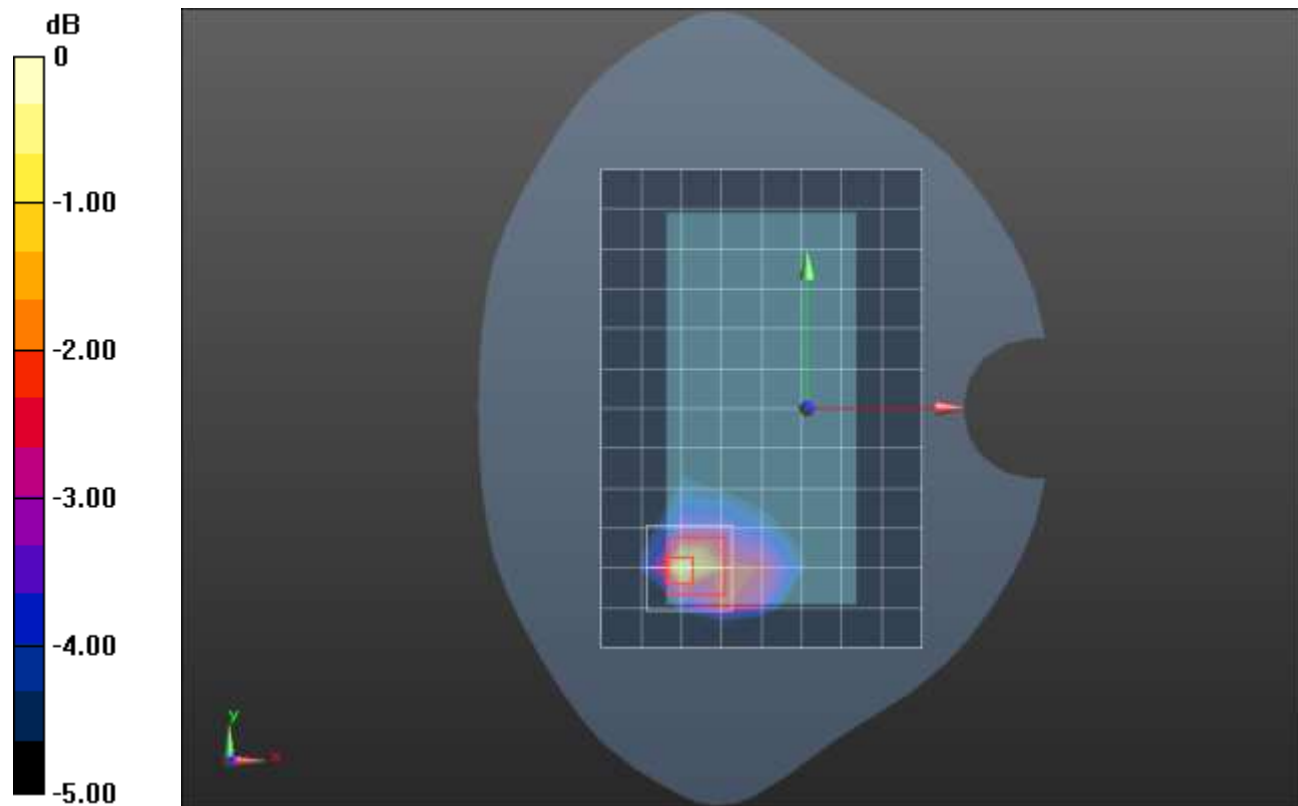
Reference Value = 30.79 V/m; Power Drift = -0.01 dB

Peak SAR (extrapolated) = 1.18 W/kg

**SAR(1 g) = 0.454 W/kg; SAR(10 g) = 0.261 W/kg**

[Info: Interpolated medium parameters used for SAR evaluation.](#)

Maximum value of SAR (measured) = 0.835 W/kg



**n12 ANT 1**

Frequency: 707.5 MHz; Duty Cycle: 1:1; Room Ambient Temperature: 24.0°C; Liquid Temperature: 23.0°C  
Medium parameters used (interpolated):  $f = 707.5$  MHz;  $\sigma = 0.88$  S/m;  $\epsilon_r = 43.337$ ;  $\rho = 1000$  kg/m<sup>3</sup>

Dasy Configuration:

- Area Scan Setting: Find Secondary Maximum within 2.0 dB and with a peak SAR value greater than 0.0012 W/kg
- Electronics: DAE4 Sn1547; Calibrated: 4/21/2022
- Probe: EX3DV4 - SN3989; ConvF(10.59, 10.59, 10.59) @ 707.5 MHz; Calibrated: 1/19/2022
- Sensor-Surface: 1.4mm (Mechanical Surface Detection)
- Phantom: SAM with CRP v5.0; Type: QD000P40CD; Serial: TP:xxxx

**Edge 2/ Pi/2 BPSK RB 36,18 Ch 167300/Area Scan (5x14x1):** Measurement grid: dx=15mm, dy=15mm

[Info: Interpolated medium parameters used for SAR evaluation.](#)

Maximum value of SAR (measured) = 0.939 W/kg

**Edge 2/ Pi/2 BPSK RB 36,18 Ch 167300/Zoom Scan (5x5x7)/Cube 0:** Measurement grid: dx=8mm, dy=8mm, dz=5mm

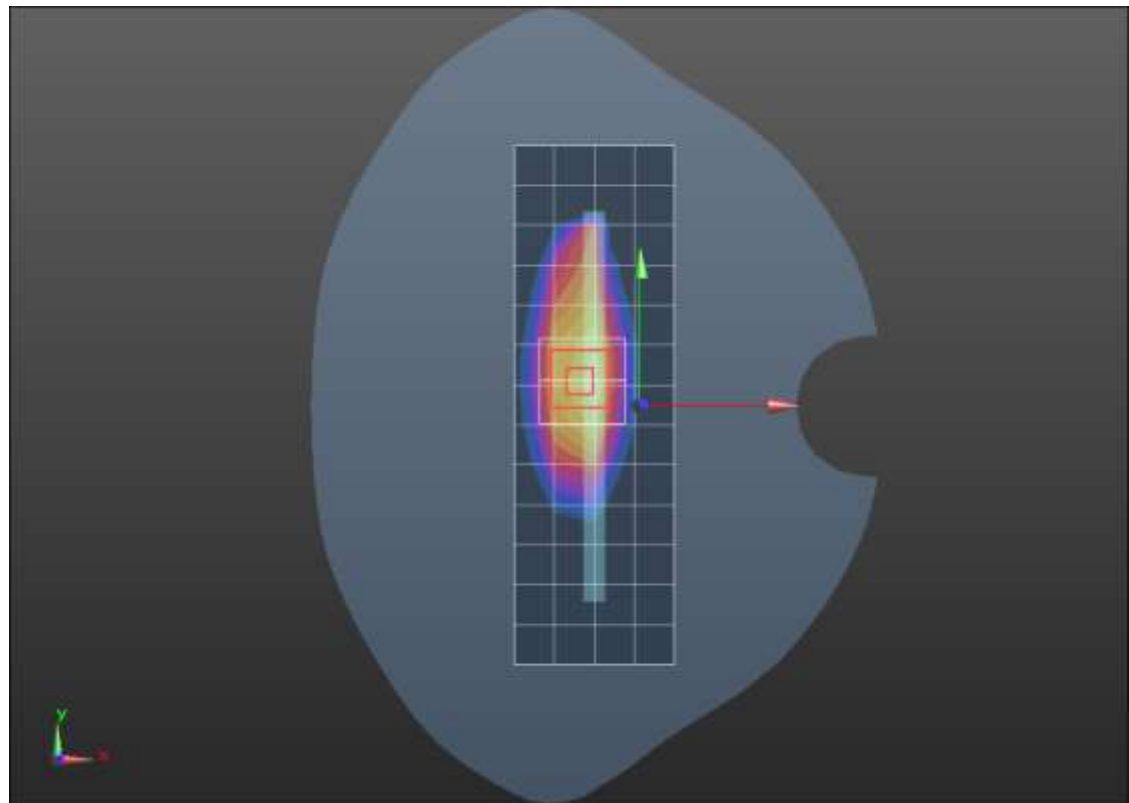
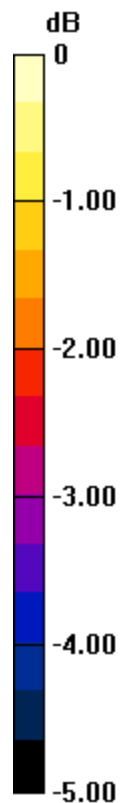
Reference Value = 34.18 V/m; Power Drift = -0.08 dB

Peak SAR (extrapolated) = 1.24 W/kg

**SAR(1 g) = 0.717 W/kg; SAR(10 g) = 0.467 W/kg**

[Info: Interpolated medium parameters used for SAR evaluation.](#)

Maximum value of SAR (measured) = 1.03 W/kg



0 dB = 1.03 W/kg = 0.13 dBW/kg

**n12 ANT 2**

Frequency: 707.5 MHz; Duty Cycle: 1:1; Room Ambient Temperature: 24.0°C; Liquid Temperature: 23.0°C  
Medium parameters used (interpolated):  $f = 707.5$  MHz;  $\sigma = 0.887$  S/m;  $\epsilon_r = 42.397$ ;  $\rho = 1000$  kg/m<sup>3</sup>

Dasy Configuration:

- Area Scan Setting: Find Secondary Maximum within 2.0 dB and with a peak SAR value greater than 0.0012 W/kg
- Electronics: DAE4 Sn1380; Calibrated: 8/11/2021
- Probe: EX3DV4 - SN3686; ConvF(9.75, 9.75, 9.75) @ 707.5 MHz; Calibrated: 1/18/2022
- Sensor-Surface: 1.4mm (Mechanical Surface Detection)
- Phantom: Twin-SAM V5.0 (30deg probe tilt); Type: QD 000 P40 CD; Serial: xxxx

**RHS/Tilt\_Pi/2 BPSK RB 1,39 Ch 141500 2/Area Scan (9x14x1):** Measurement grid: dx=15mm, dy=15mm

[Info: Interpolated medium parameters used for SAR evaluation.](#)

Maximum value of SAR (measured) = 0.977 W/kg

**RHS/Tilt\_Pi/2 BPSK RB 1,39 Ch 141500 2/Zoom Scan (7x6x7)/Cube 0:** Measurement grid: dx=8mm, dy=8mm, dz=5mm

Reference Value = 34.28 V/m; Power Drift = 0.13 dB

Peak SAR (extrapolated) = 1.79 W/kg

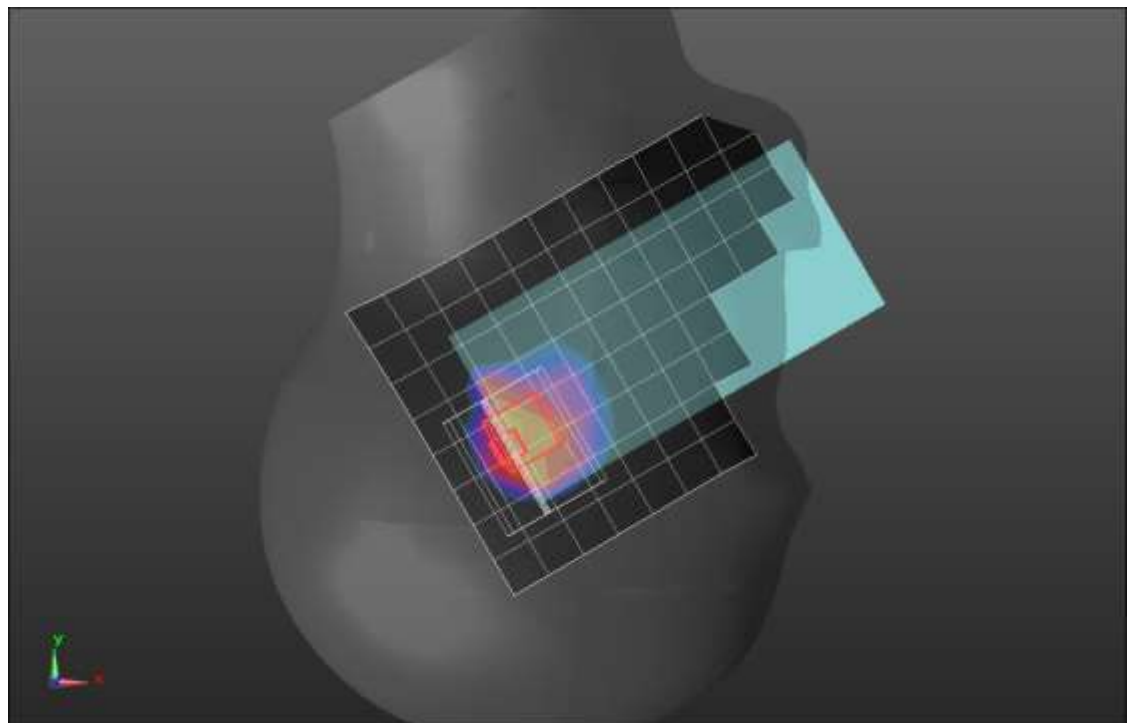
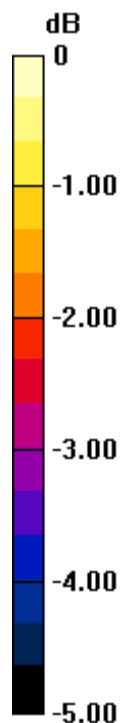
**SAR(1 g) = 0.857 W/kg; SAR(10 g) = 0.541 W/kg**

Smallest distance from peaks to all points 3 dB below = 9.6 mm

Ratio of SAR at M2 to SAR at M1 = 46.2%

[Info: Interpolated medium parameters used for SAR evaluation.](#)

Maximum value of SAR (measured) = 1.40 W/kg



0 dB = 1.40 W/kg = 1.46 dBW/kg

**n12 ANT 2**

Frequency: 707.5 MHz; Duty Cycle: 1:1; Room Ambient Temperature: 24.0°C; Liquid Temperature: 23.0°C  
Medium parameters used (interpolated):  $f = 707.5$  MHz;  $\sigma = 0.88$  S/m;  $\epsilon_r = 43.337$ ;  $\rho = 1000$  kg/m<sup>3</sup>

Dasy Configuration:

- Area Scan Setting: Find Secondary Maximum within 2.0 dB and with a peak SAR value greater than 0.0012 W/kg
- Electronics: DAE4 Sn1547; Calibrated: 4/21/2022
- Probe: EX3DV4 - SN3989; ConvF(10.59, 10.59, 10.59) @ 707.5 MHz; Calibrated: 1/19/2022
- Sensor-Surface: 1.4mm (Mechanical Surface Detection)
- Phantom: SAM with CRP v5.0; Type: QD000P40CD; Serial: TP:xxxx

**Rear 2/ Pi/2 BPSK RB 36,18 Ch 167300/Area Scan (9x13x1):** Measurement grid: dx=15mm, dy=15mm

[Info: Interpolated medium parameters used for SAR evaluation.](#)

Maximum value of SAR (measured) = 0.888 W/kg

**Rear 2/ Pi/2 BPSK RB 36,18 Ch 167300/Zoom Scan (5x5x7)/Cube 0:** Measurement grid: dx=8mm, dy=8mm, dz=5mm

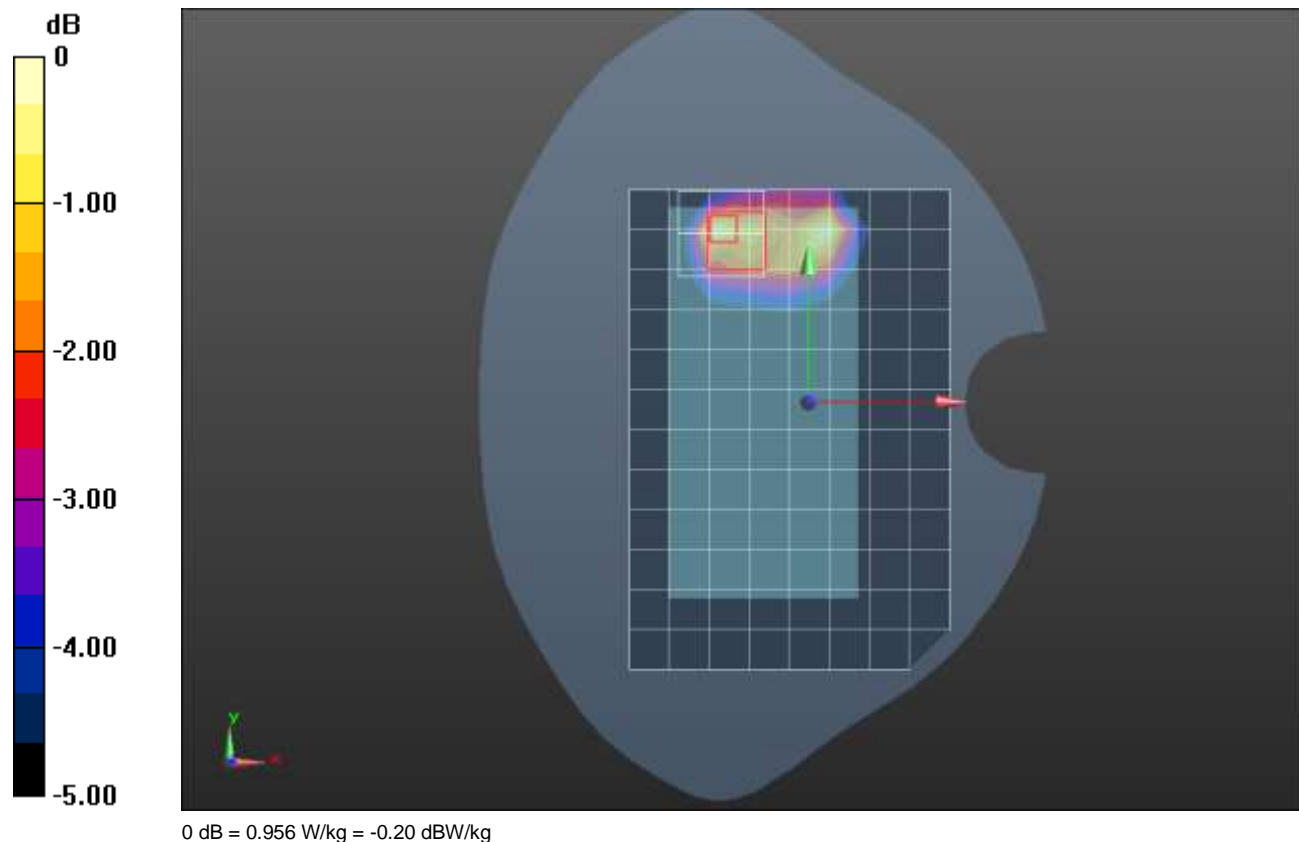
Reference Value = 33.47 V/m; Power Drift = -0.13 dB

Peak SAR (extrapolated) = 1.40 W/kg

**SAR(1 g) = 0.580 W/kg; SAR(10 g) = 0.351 W/kg**

[Info: Interpolated medium parameters used for SAR evaluation.](#)

Maximum value of SAR (measured) = 0.956 W/kg





**n14 ANT 1**

Frequency: 793 MHz; Duty Cycle: 1:1; Room Ambient Temperature: 24.0°C; Liquid Temperature: 23.0°C  
Medium parameters used (interpolated):  $f = 793$  MHz;  $\sigma = 0.891$  S/m;  $\epsilon_r = 45.355$ ;  $\rho = 1000$  kg/m<sup>3</sup>

Dasy Configuration:

- Area Scan Setting: Find Secondary Maximum within 2.0 dB and with a peak SAR value greater than 0.0012 W/kg
- Electronics: DAE4 Sn1547; Calibrated: 4/21/2022
- Probe: EX3DV4 - SN3989; ConvF(10.59, 10.59, 10.59) @ 793 MHz; Calibrated: 1/19/2022
- Sensor-Surface: 1.4mm (Mechanical Surface Detection)
- Phantom: SAM with CRP v5.0; Type: QD000P40CD; Serial: TP:xxxx

**RHS/Touch\_Pi/2 BPSK RB 1,25 Ch 158600/Area Scan (9x14x1):** Measurement grid: dx=15mm, dy=15mm

[Info: Interpolated medium parameters used for SAR evaluation.](#)

Maximum value of SAR (measured) = 0.235 W/kg

**RHS/Touch\_Pi/2 BPSK RB 1,25 Ch 158600/Zoom Scan (9x7x7)/Cube 0:** Measurement grid: dx=8mm, dy=8mm, dz=5mm

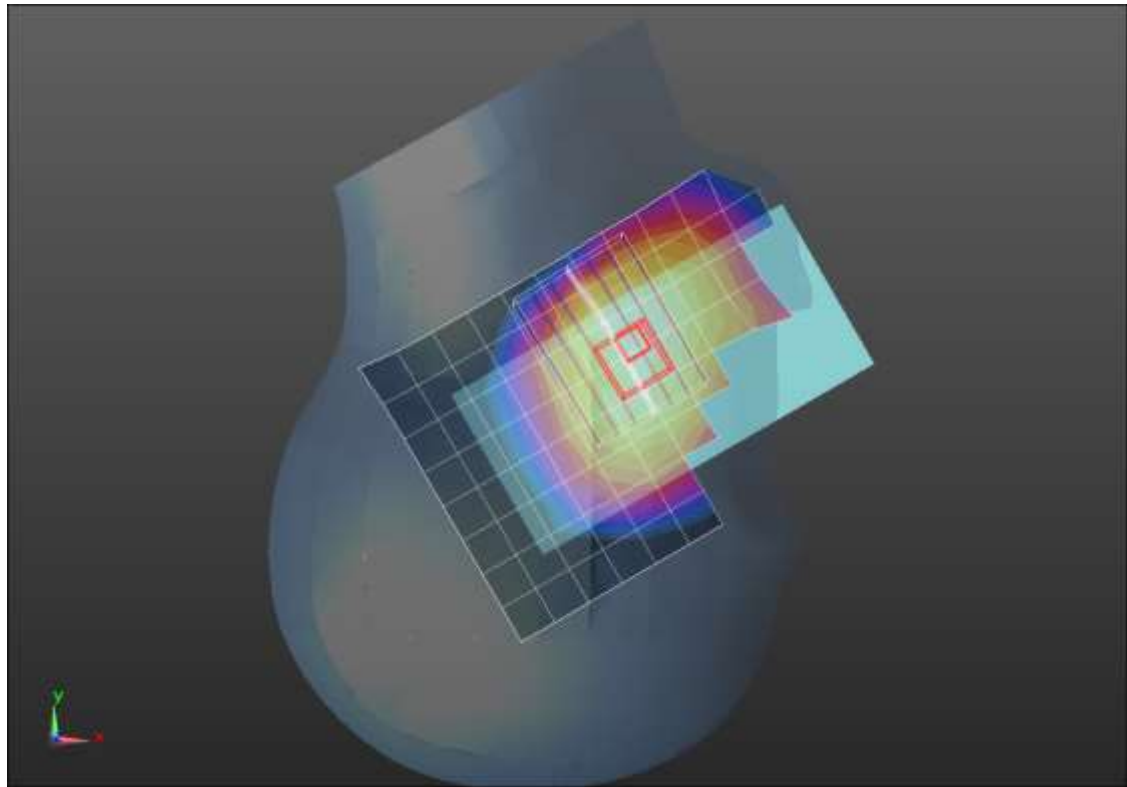
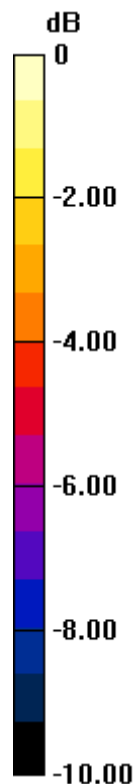
Reference Value = 16.27 V/m; Power Drift = -0.04 dB

Peak SAR (extrapolated) = 0.286 W/kg

**SAR(1 g) = 0.203 W/kg; SAR(10 g) = 0.158 W/kg**

[Info: Interpolated medium parameters used for SAR evaluation.](#)

Maximum value of SAR (measured) = 0.251 W/kg



0 dB = 0.251 W/kg = -6.00 dBW/kg



**n14 ANT 1**

Frequency: 793 MHz; Duty Cycle: 1:1; Room Ambient Temperature: 24.0°C; Liquid Temperature: 23.0°C  
Medium parameters used (interpolated):  $f = 793$  MHz;  $\sigma = 0.886$  S/m;  $\epsilon_r = 42.426$ ;  $\rho = 1000$  kg/m<sup>3</sup>

Dasy Configuration:

- Area Scan Setting: Find Secondary Maximum within 2.0 dB and with a peak SAR value greater than 0.0012 W/kg
- Electronics: DAE4 Sn1547; Calibrated: 4/21/2022
- Probe: EX3DV4 - SN3989; ConvF(10.59, 10.59, 10.59) @ 793 MHz; Calibrated: 1/19/2022
- Sensor-Surface: 1.4mm (Mechanical Surface Detection)
- Phantom: SAM with CRP v5.0; Type: QD000P40CD; Serial: TP:xxxx

**Rear/Pi/2 BPSK RB 1,25 Ch 158600/Area Scan (9x14x1):** Measurement grid: dx=15mm, dy=15mm

[Info: Interpolated medium parameters used for SAR evaluation.](#)

Maximum value of SAR (measured) = 0.710 W/kg

**Rear/Pi/2 BPSK RB 1,25 Ch 158600/Zoom Scan (5x5x7)/Cube 0:** Measurement grid: dx=8mm, dy=8mm, dz=5mm

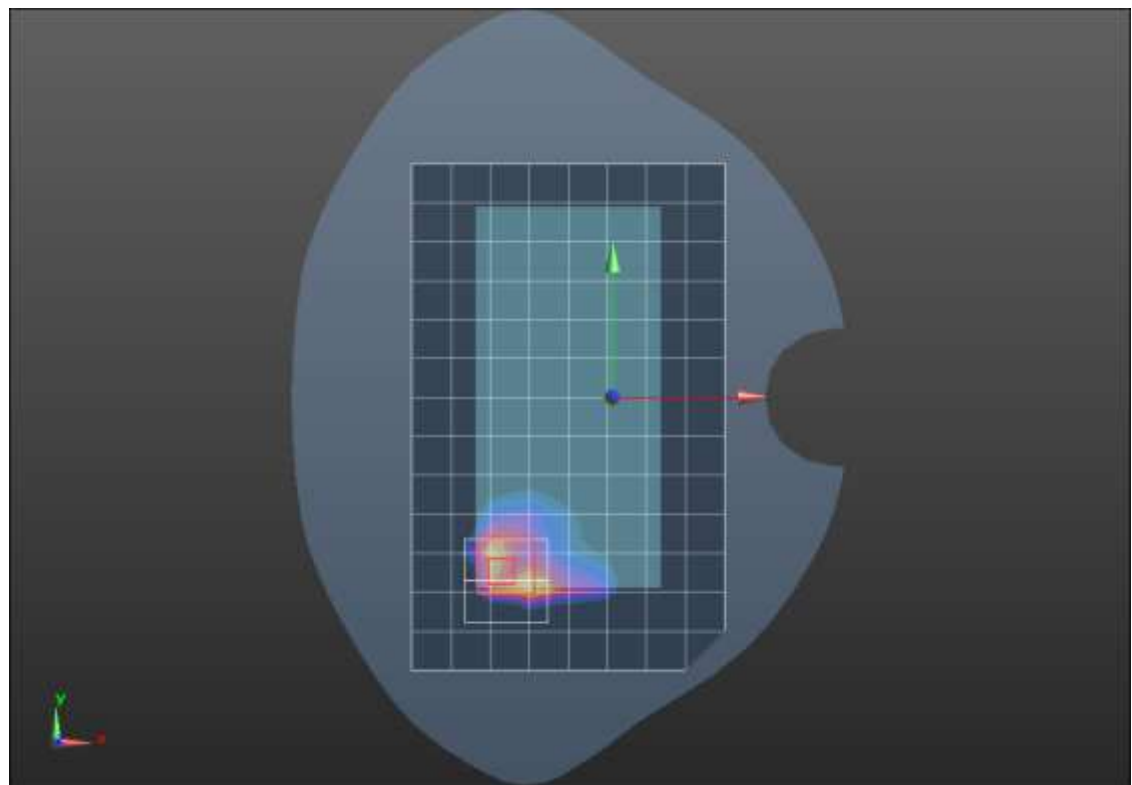
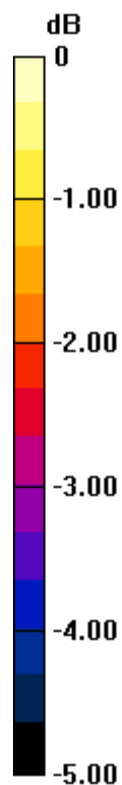
Reference Value = 29.15 V/m; Power Drift = 0.02 dB

Peak SAR (extrapolated) = 1.15 W/kg

**SAR(1 g) = 0.513 W/kg; SAR(10 g) = 0.284 W/kg**

[Info: Interpolated medium parameters used for SAR evaluation.](#)

Maximum value of SAR (measured) = 0.837 W/kg



0 dB = 0.837 W/kg = -0.77 dBW/kg

**n14 ANT 1**

Frequency: 793 MHz; Duty Cycle: 1:1; Room Ambient Temperature: 24.0°C; Liquid Temperature: 23.0°C  
Medium parameters used (interpolated):  $f = 793$  MHz;  $\sigma = 0.911$  S/m;  $\epsilon_r = 43.029$ ;  $\rho = 1000$  kg/m<sup>3</sup>

Dasy Configuration:

- Area Scan Setting: Find Secondary Maximum within 2.0 dB and with a peak SAR value greater than 0.0012 W/kg
- Electronics: DAE4 Sn1547; Calibrated: 4/21/2022
- Probe: EX3DV4 - SN3989; ConvF(10.59, 10.59, 10.59) @ 793 MHz; Calibrated: 1/19/2022
- Sensor-Surface: 1.4mm (Mechanical Surface Detection)
- Phantom: SAM with CRP v5.0; Type: QD000P40CD; Serial: TP:xxxx

**Edge 2/Pi/2 BPSK RB 1,25 Ch 158600/Area Scan (6x14x1):** Measurement grid: dx=15mm, dy=15mm

[Info: Interpolated medium parameters used for SAR evaluation.](#)

Maximum value of SAR (measured) = 0.905 W/kg

**Edge 2/Pi/2 BPSK RB 1,25 Ch 158600/Zoom Scan (5x5x7)/Cube 0:** Measurement grid: dx=8mm, dy=8mm, dz=5mm

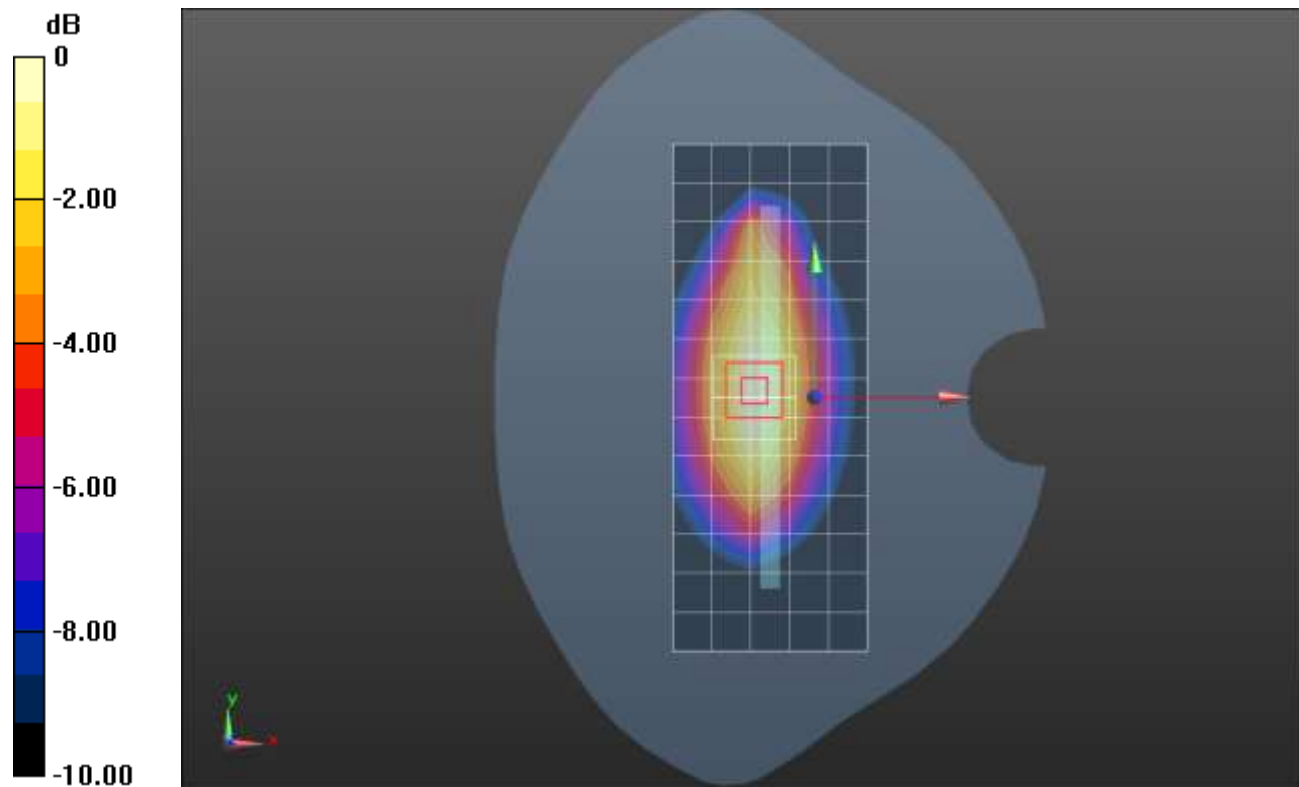
Reference Value = 32.74 V/m; Power Drift = -0.04 dB

Peak SAR (extrapolated) = 1.12 W/kg

**SAR(1 g) = 0.642 W/kg; SAR(10 g) = 0.418 W/kg**

[Info: Interpolated medium parameters used for SAR evaluation.](#)

Maximum value of SAR (measured) = 0.918 W/kg



0 dB = 0.918 W/kg = -0.37 dBW/kg

**n14 ANT 2**

Frequency: 793 MHz; Duty Cycle: 1:1; Room Ambient Temperature: 24.0°C; Liquid Temperature: 23.0°C  
Medium parameters used (interpolated):  $f = 793$  MHz;  $\sigma = 0.917$  S/m;  $\epsilon_r = 42.018$ ;  $\rho = 1000$  kg/m<sup>3</sup>

Dasy Configuration:

- Area Scan Setting: Find Secondary Maximum within 2.0 dB and with a peak SAR value greater than 0.0012 W/kg
- Electronics: DAE4 Sn1380; Calibrated: 8/11/2021
- Probe: EX3DV4 - SN3686; ConvF(9.75, 9.75, 9.75) @ 793 MHz; Calibrated: 1/18/2022
- Sensor-Surface: 1.4mm (Mechanical Surface Detection)
- Phantom: Twin-SAM V5.0 (30deg probe tilt); Type: QD 000 P40 CD; Serial: xxxx

**RHS/Touch\_Pi/2 BPSK RB 1,25 Ch 158600/Area Scan (9x14x1):** Measurement grid: dx=15mm, dy=15mm

[Info: Interpolated medium parameters used for SAR evaluation.](#)

Maximum value of SAR (measured) = 1.00 W/kg

**RHS/Touch\_Pi/2 BPSK RB 1,25 Ch 158600/Zoom Scan (5x5x7)/Cube 0:** Measurement grid: dx=8mm, dy=8mm, dz=5mm

Reference Value = 34.75 V/m; Power Drift = 0.13 dB

Peak SAR (extrapolated) = 2.06 W/kg

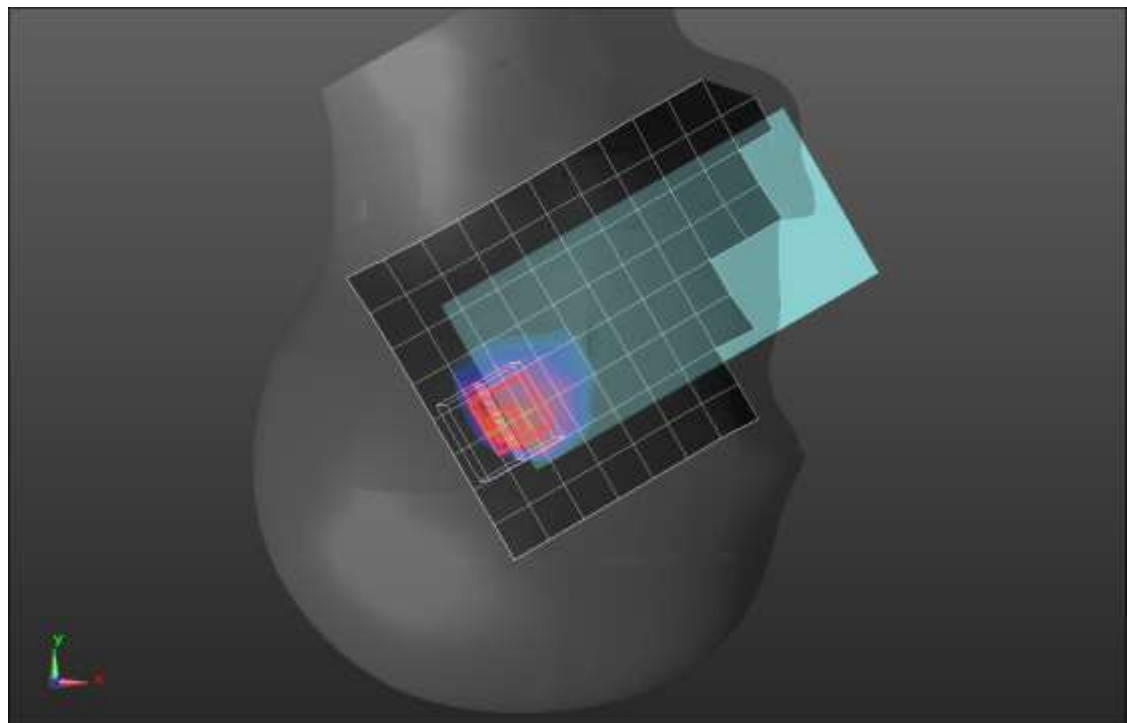
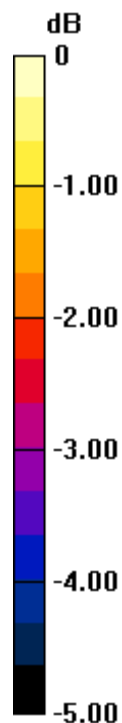
**SAR(1 g) = 0.884 W/kg; SAR(10 g) = 0.516 W/kg**

Smallest distance from peaks to all points 3 dB below = 9.6 mm

Ratio of SAR at M2 to SAR at M1 = 41.2%

[Info: Interpolated medium parameters used for SAR evaluation.](#)

Maximum value of SAR (measured) = 1.56 W/kg



0 dB = 1.56 W/kg = 1.93 dBW/kg

**n14 ANT 2**

Frequency: 793 MHz; Duty Cycle: 1:1; Room Ambient Temperature: 24.0°C; Liquid Temperature: 23.0°C  
Medium parameters used (interpolated):  $f = 793$  MHz;  $\sigma = 0.917$  S/m;  $\epsilon_r = 42.018$ ;  $\rho = 1000$  kg/m<sup>3</sup>

Dasy Configuration:

- Area Scan Setting: Find Secondary Maximum within 2.0 dB and with a peak SAR value greater than 0.0012 W/kg
- Electronics: DAE4 Sn1380; Calibrated: 8/11/2021
- Probe: EX3DV4 - SN3686; ConvF(9.75, 9.75, 9.75) @ 793 MHz; Calibrated: 1/18/2022
- Sensor-Surface: 1.4mm (Mechanical Surface Detection)
- Phantom: Twin-SAM V5.0 (30deg probe tilt); Type: QD 000 P40 CD; Serial: xxxx

**Rear/Pi/2 BPSK RB 25,12 Ch 158600/Area Scan (9x14x1):** Measurement grid: dx=15mm, dy=15mm

[Info: Interpolated medium parameters used for SAR evaluation.](#)

Maximum value of SAR (measured) = 0.911 W/kg

**Rear/Pi/2 BPSK RB 25,12 Ch 158600/Zoom Scan (5x5x7)/Cube 0:** Measurement grid: dx=8mm, dy=8mm, dz=5mm

Reference Value = 32.49 V/m; Power Drift = 0.03 dB

Peak SAR (extrapolated) = 1.40 W/kg

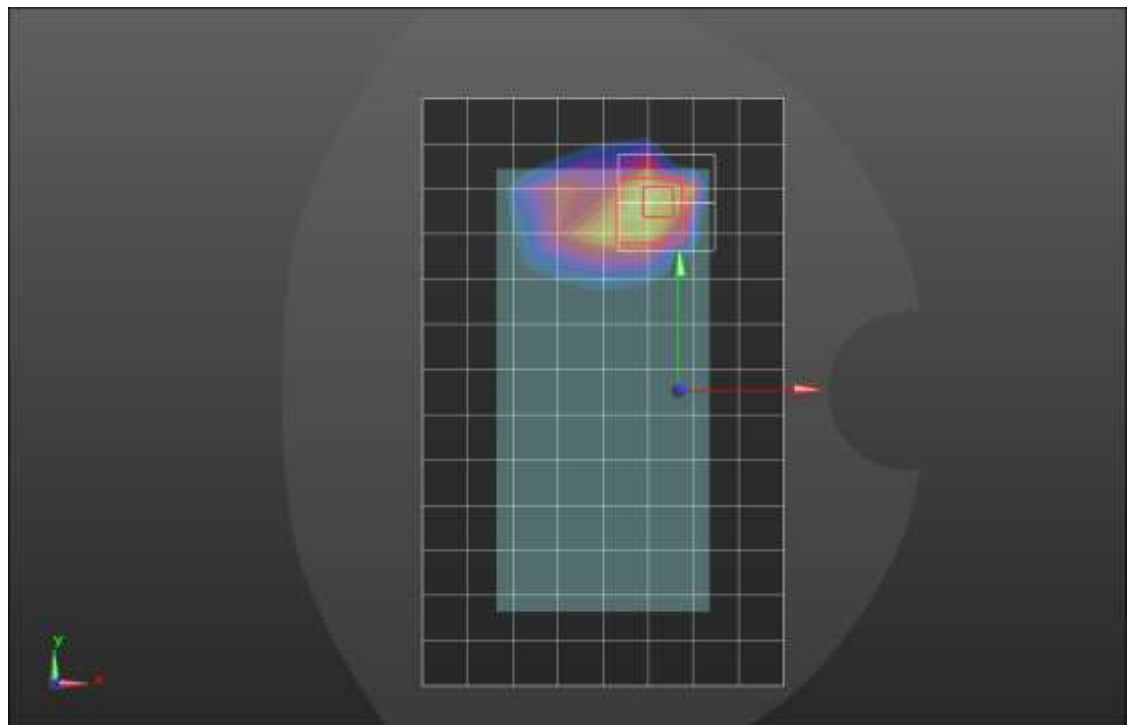
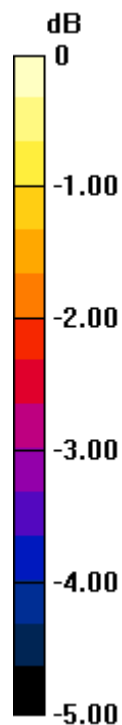
**SAR(1 g) = 0.673 W/kg; SAR(10 g) = 0.384 W/kg**

Smallest distance from peaks to all points 3 dB below = 12.8 mm

Ratio of SAR at M2 to SAR at M1 = 48.6%

[Info: Interpolated medium parameters used for SAR evaluation.](#)

Maximum value of SAR (measured) = 1.06 W/kg



0 dB = 1.06 W/kg = 0.25 dBW/kg

**n25 ANT 1**

Frequency: 1882.5 MHz; Duty Cycle: 1:1; Room Ambient Temperature: 24.0°C; Liquid Temperature: 23.0°C

Medium parameters used (interpolated):  $f = 1882.5$  MHz;  $\sigma = 1.448$  S/m;  $\epsilon_r = 39.784$ ;  $\rho = 1000$  kg/m<sup>3</sup>

DASY5 Configuration:

- Area Scan Setting: Find Secondary Maximum Within: 2.0 dB and with a peak SAR value greater than 0.0012W/kg
- Electronics: DAE4 Sn1546; Calibrated: 3/22/2022
- Probe: EX3DV4 - SN7501; ConvF(8.31, 8.31, 8.31) @ 1882.5 MHz; Calibrated: 3/25/2022
- Sensor-Surface: 1.4mm (Mechanical Surface Detection)
- Phantom: Twin-SAM V8.0 (20deg probe tilt); Type: QD 000 P41 AA; Serial: 1948

**RHS/Touch\_Pi/2 BPSK RB 108,54, Ch 376500/Area Scan (9x14x1):** Measurement grid: dx=15mm, dy=15mm

[Info: Interpolated medium parameters used for SAR evaluation.](#)

Maximum value of SAR (measured) = 0.613 W/kg

**RHS/Touch\_Pi/2 BPSK RB 108,54, Ch 376500/Zoom Scan (5x5x7)/Cube 0:** Measurement grid: dx=8mm, dy=8mm, dz=5mm

Reference Value = 19.44 V/m; Power Drift = 0.08 dB

Peak SAR (extrapolated) = 0.744 W/kg

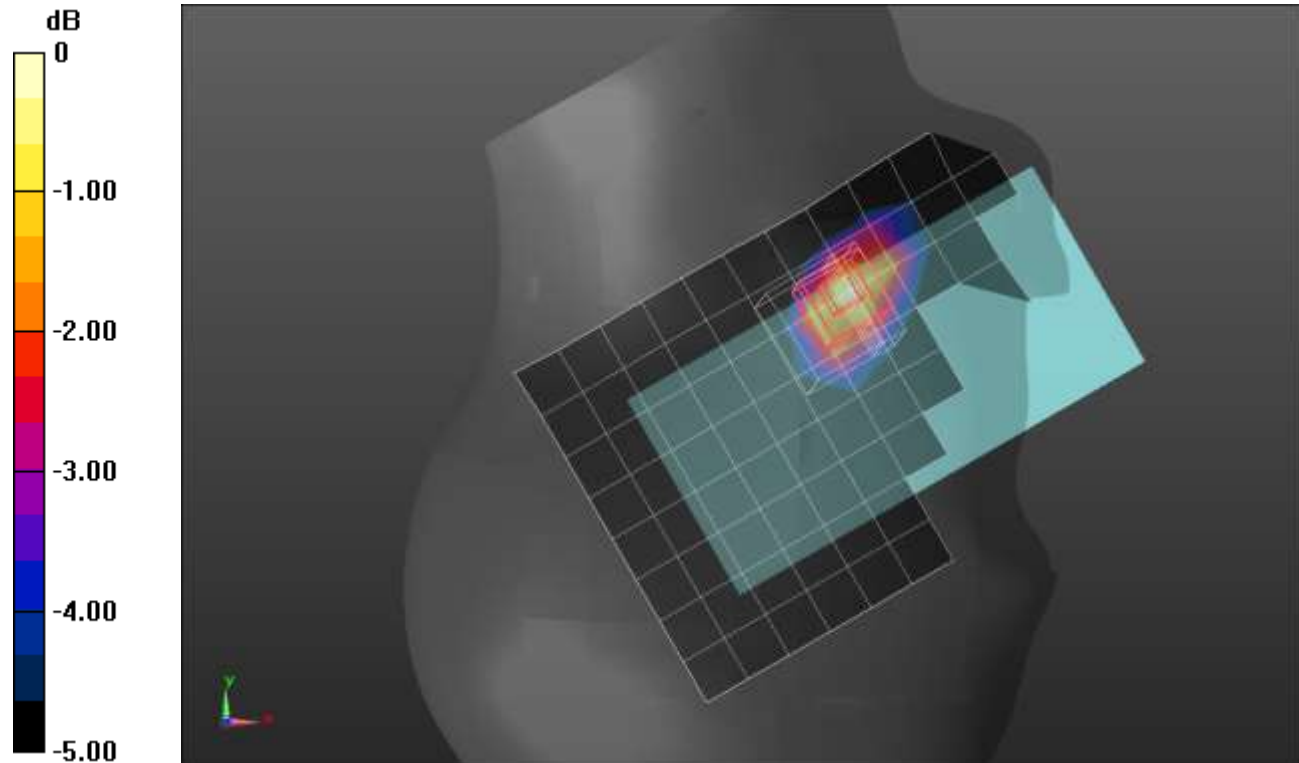
**SAR(1 g) = 0.453 W/kg; SAR(10 g) = 0.277 W/kg**

Smallest distance from peaks to all points 3 dB below = 12.4 mm

Ratio of SAR at M2 to SAR at M1 = 60.3%

[Info: Interpolated medium parameters used for SAR evaluation.](#)

Maximum value of SAR (measured) = 0.628 W/kg



0 dB = 0.628 W/kg = -2.02 dBW/kg

**n25 ANT 1**

Frequency: 1882.5 MHz; Duty Cycle: 1:1; Room Ambient Temperature: 24.0°C; Liquid Temperature: 23.0°C

Medium parameters used (interpolated):  $f = 1882.5$  MHz;  $\sigma = 1.448$  S/m;  $\epsilon_r = 39.784$ ;  $\rho = 1000$  kg/m<sup>3</sup>

DASY5 Configuration:

- Area Scan Setting: Find Secondary Maximum Within: 2.0 dB and with a peak SAR value greater than 0.0012W/kg
- Electronics: DAE4 Sn1546; Calibrated: 3/22/2022
- Probe: EX3DV4 - SN7501; ConvF(8.31, 8.31, 8.31) @ 1882.5 MHz; Calibrated: 3/25/2022
- Sensor-Surface: 1.4mm (Mechanical Surface Detection)
- Phantom: Twin-SAM V8.0 (20deg probe tilt); Type: QD 000 P41 AA; Serial: 1948

**Rear/Pi/2 BPSK RB 1,107 Ch 376500/Area Scan (9x14x1):** Measurement grid: dx=15mm, dy=15mm

[Info: Interpolated medium parameters used for SAR evaluation.](#)

Maximum value of SAR (measured) = 0.576 W/kg

**Rear/Pi/2 BPSK RB 1,107 Ch 376500/Zoom Scan (5x5x7)/Cube 0:** Measurement grid: dx=8mm, dy=8mm, dz=5mm

Reference Value = 18.78 V/m; Power Drift = 0.01 dB

Peak SAR (extrapolated) = 0.850 W/kg

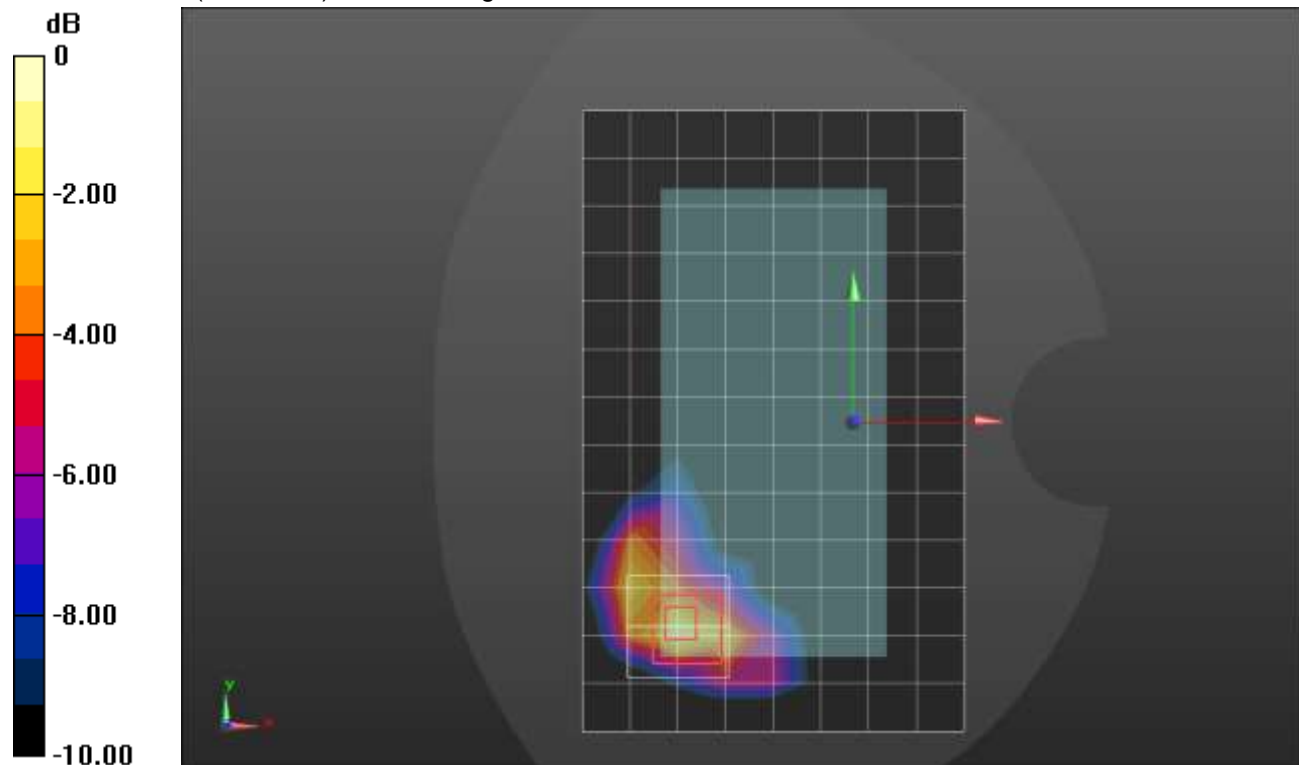
**SAR(1 g) = 0.434 W/kg; SAR(10 g) = 0.217 W/kg**

Smallest distance from peaks to all points 3 dB below = 9.3 mm

Ratio of SAR at M2 to SAR at M1 = 54.9%

[Info: Interpolated medium parameters used for SAR evaluation.](#)

Maximum value of SAR (measured) = 0.669 W/kg



**n25 ANT 1**

Frequency: 1882.5 MHz; Duty Cycle: 1:1; Room Ambient Temperature: 24.0°C; Liquid Temperature: 23.0°C

Medium parameters used (interpolated):  $f = 1882.5$  MHz;  $\sigma = 1.378$  S/m;  $\epsilon_r = 38.539$ ;  $\rho = 1000$  kg/m<sup>3</sup>

DASY5 Configuration:

- Area Scan Setting: Find Secondary Maximum Within: 2.0 dB and with a peak SAR value greater than 0.0012W/kg
- Electronics: DAE4 Sn1546; Calibrated: 3/22/2022
- Probe: EX3DV4 - SN7501; ConvF(8.31, 8.31, 8.31) @ 1882.5 MHz; Calibrated: 3/25/2022
- Sensor-Surface: 1.4mm (Mechanical Surface Detection)
- Phantom: Twin-SAM V8.0 (20deg probe tilt); Type: QD 000 P41 AA; Serial: 1956

**Edge 3/PI/2 BPSK RB 108,54 Ch 376500/Area Scan (5x9x1):** Measurement grid: dx=15mm, dy=15mm

[Info: Interpolated medium parameters used for SAR evaluation.](#)

Maximum value of SAR (measured) = 0.627 W/kg

**Edge 3/PI/2 BPSK RB 108,54 Ch 376500/Zoom Scan (5x5x7)/Cube 0:** Measurement grid: dx=8mm, dy=8mm, dz=5mm

Reference Value = 19.73 V/m; Power Drift = 0.19 dB

Peak SAR (extrapolated) = 1.37 W/kg

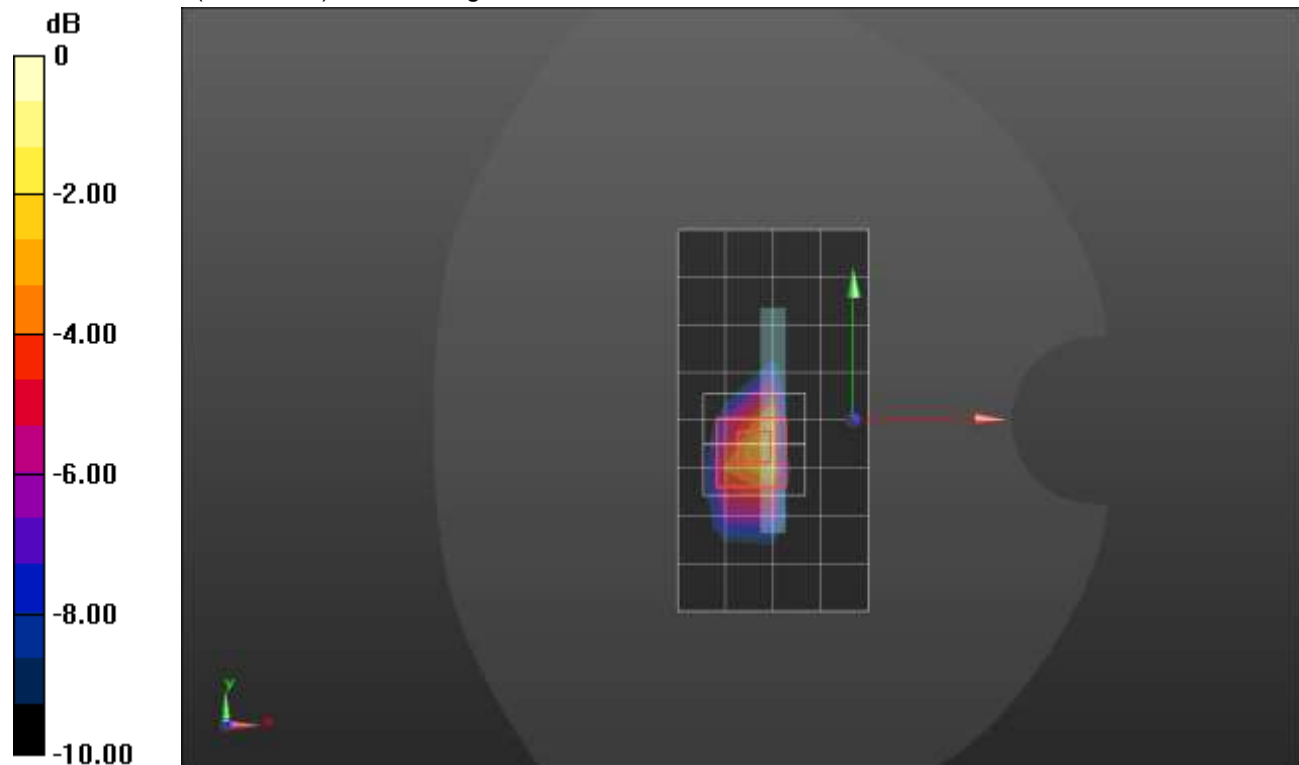
**SAR(1 g) = 0.657 W/kg; SAR(10 g) = 0.305 W/kg**

Smallest distance from peaks to all points 3 dB below = 8 mm

Ratio of SAR at M2 to SAR at M1 = 48.8%

[Info: Interpolated medium parameters used for SAR evaluation.](#)

Maximum value of SAR (measured) = 1.11 W/kg



0 dB = 1.11 W/kg = 0.45 dBW/kg



**n25 ANT 2**

Frequency: 1882.5 MHz; Duty Cycle: 1:1; Room Ambient Temperature: 24.0°C; Liquid Temperature: 23.0°C

Medium parameters used (interpolated):  $f = 1882.5$  MHz;  $\sigma = 1.407$  S/m;  $\epsilon_r = 41.506$ ;  $\rho = 1000$  kg/m<sup>3</sup>

DASY5 Configuration:

- Area Scan Setting: Find Secondary Maximum Within: 2.0 dB and with a peak SAR value greater than 0.0012W/kg
- Electronics: DAE4 Sn1546; Calibrated: 3/22/2022
- Probe: EX3DV4 - SN7501; ConvF(8.31, 8.31, 8.31) @ 1882.5 MHz; Calibrated: 3/25/2022
- Sensor-Surface: 1.4mm (Mechanical Surface Detection)
- Phantom: Twin-SAM V8.0 (20deg probe tilt); Type: QD 000 P41 AA; Serial: 1948

**RHS/Touch\_ Pi/2 BPSK RB 108,54 Ch 376500/Area Scan (9x14x1):** Measurement grid: dx=15mm, dy=15mm

[Info: Interpolated medium parameters used for SAR evaluation.](#)

Maximum value of SAR (measured) = 1.25 W/kg

**RHS/Touch\_ Pi/2 BPSK RB 108,54 Ch 376500/Zoom Scan (6x7x7)/Cube 0:** Measurement grid:

dx=8mm, dy=8mm, dz=5mm

Reference Value = 31.25 V/m; Power Drift = -0.11 dB

Peak SAR (extrapolated) = 1.39 W/kg

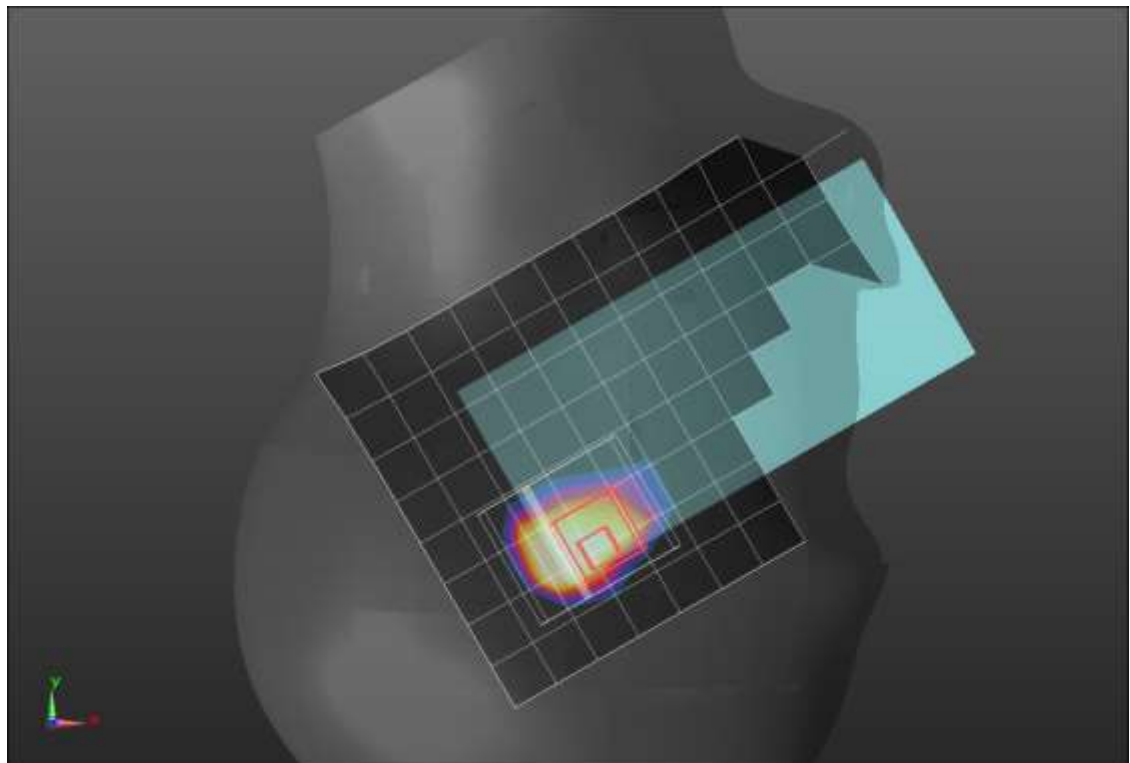
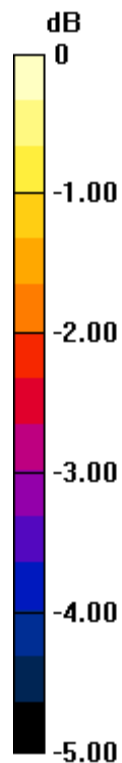
**SAR(1 g) = 0.683 W/kg; SAR(10 g) = 0.398 W/kg**

Smallest distance from peaks to all points 3 dB below = 9.8 mm

Ratio of SAR at M2 to SAR at M1 = 45.6%

[Info: Interpolated medium parameters used for SAR evaluation.](#)

Maximum value of SAR (measured) = 1.09 W/kg



0 dB = 1.09 W/kg = 0.37 dBW/kg



**n25 ANT 2**

Frequency: 1882.5 MHz; Duty Cycle: 1:1; Room Ambient Temperature: 24.0°C; Liquid Temperature: 23.0°C  
Medium parameters used (interpolated):  $f = 1882.5$  MHz;  $\sigma = 1.367$  S/m;  $\epsilon_r = 38.098$ ;  $\rho = 1000$  kg/m<sup>3</sup>

Dasy Configuration:

- Area Scan Setting: Find Secondary Maximum within 2.0 dB and with a peak SAR value greater than 0.0012 W/kg
- Electronics: DAE4 Sn1545; Calibrated: 2/23/2022
- Probe: EX3DV4 - SN7500; ConvF(8.1, 8.1, 8.1) @ 1882.5 MHz; Calibrated: 3/25/2022
- Sensor-Surface: 1.4mm (Mechanical Surface Detection)
- Phantom: Twin-SAM V8.0 (20deg probe tilt); Type: QD 000 P41 AA; Serial: 1948

**Rear/Pi/2 BPSK RB 1,107 Ch 376500/Area Scan (9x14x1):** Measurement grid: dx=15mm, dy=15mm

[Info: Interpolated medium parameters used for SAR evaluation.](#)

Maximum value of SAR (measured) = 1.45 W/kg

**Rear/Pi/2 BPSK RB 1,107 Ch 376500/Zoom Scan (5x5x7)/Cube 0:** Measurement grid: dx=8mm, dy=8mm, dz=5mm

Reference Value = 29.36 V/m; Power Drift = -0.11 dB

Peak SAR (extrapolated) = 1.76 W/kg

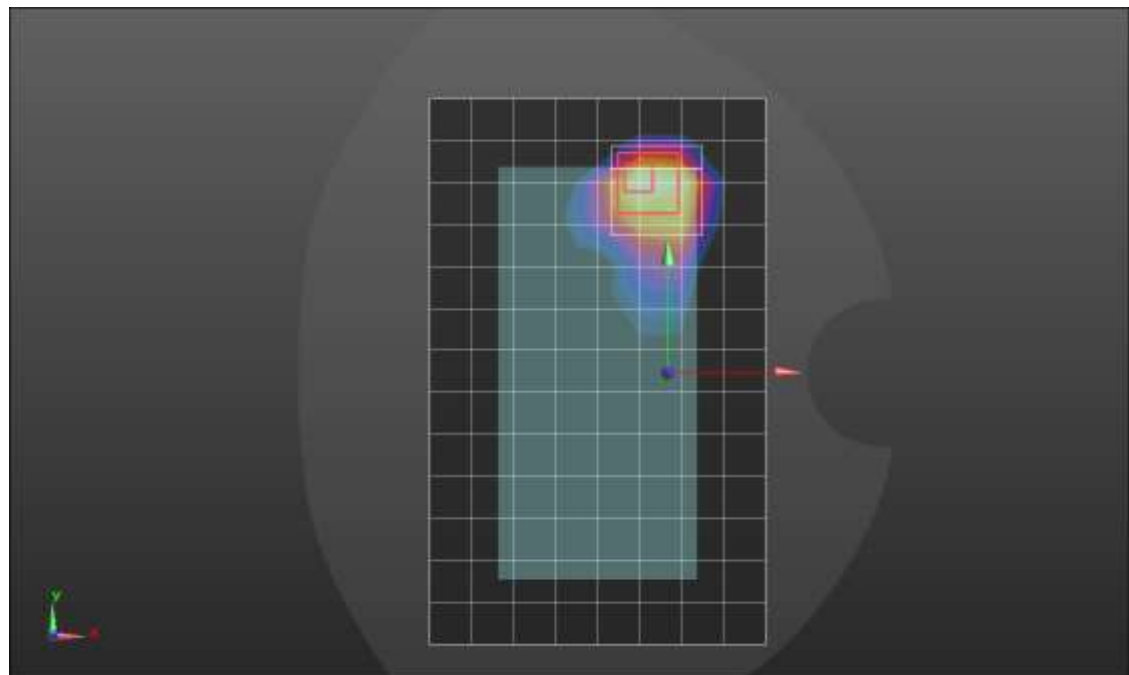
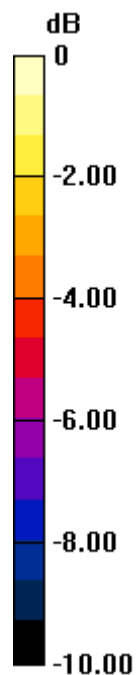
**SAR(1 g) = 0.720 W/kg; SAR(10 g) = 0.335 W/kg**

Smallest distance from peaks to all points 3 dB below = 8 mm

Ratio of SAR at M2 to SAR at M1 = 40.8%

[Info: Interpolated medium parameters used for SAR evaluation.](#)

Maximum value of SAR (measured) = 1.29 W/kg



0 dB = 1.29 W/kg = 1.11 dBW/kg

**n25 ANT 3**

Frequency: 1882.5 MHz; Duty Cycle: 1:1; Room Ambient Temperature: 24.0°C; Liquid Temperature: 23.0°C

Medium parameters used (interpolated):  $f = 1882.5$  MHz;  $\sigma = 1.435$  S/m;  $\epsilon_r = 39.35$ ;  $\rho = 1000$  kg/m<sup>3</sup>

DASY5 Configuration:

- Area Scan Setting: Find Secondary Maximum Within: 2.0 dB and with a peak SAR value greater than 0.0012W/kg
- Electronics: DAE4 Sn1546; Calibrated: 3/22/2022
- Probe: EX3DV4 - SN7501; ConvF(8.31, 8.31, 8.31) @ 1882.5 MHz; Calibrated: 3/25/2022
- Sensor-Surface: 1.4mm (Mechanical Surface Detection)
- Phantom: Twin-SAM V8.0 (20deg probe tilt); Type: QD 000 P41 AA; Serial: 1948

**LHS/Touch\_Pi/2 BPSK RB 1,107 Ch 376500/Area Scan (9x14x1):** Measurement grid: dx=15mm, dy=15mm

[Info: Interpolated medium parameters used for SAR evaluation.](#)

Maximum value of SAR (measured) = 0.534 W/kg

**LHS/Touch\_Pi/2 BPSK RB 1,107 Ch 376500/Zoom Scan (5x5x7)/Cube 0:** Measurement grid: dx=8mm, dy=8mm, dz=5mm

Reference Value = 17.84 V/m; Power Drift = 0.08 dB

Peak SAR (extrapolated) = 0.633 W/kg

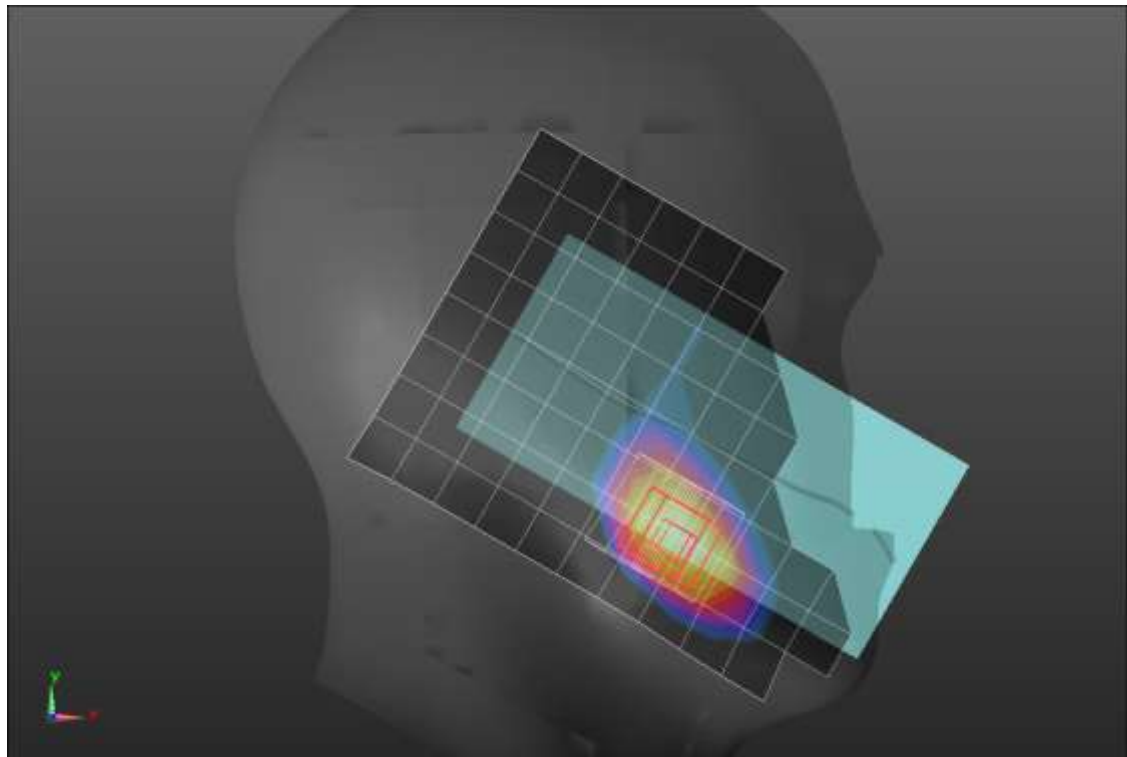
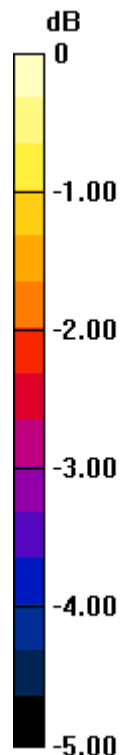
**SAR(1 g) = 0.386 W/kg; SAR(10 g) = 0.242 W/kg**

Smallest distance from peaks to all points 3 dB below = 11.4 mm

Ratio of SAR at M2 to SAR at M1 = 64.2%

[Info: Interpolated medium parameters used for SAR evaluation.](#)

Maximum value of SAR (measured) = 0.514 W/kg



0 dB = 0.514 W/kg = -2.89 dBW/kg

**n25 ANT 3**

Frequency: 1882.5 MHz; Duty Cycle: 1:1; Room Ambient Temperature: 24.0°C; Liquid Temperature: 23.0°C  
Medium parameters used (interpolated):  $f = 1882.5$  MHz;  $\sigma = 1.407$  S/m;  $\epsilon_r = 41.506$ ;  $\rho = 1000$  kg/m<sup>3</sup>

DASY5 Configuration:

- Area Scan Setting: Find Secondary Maximum Within: 2.0 dB and with a peak SAR value greater than 0.0012W/kg
- Electronics: DAE4 Sn1546; Calibrated: 3/22/2022
- Probe: EX3DV4 - SN7501; ConvF(8.31, 8.31, 8.31) @ 1882.5 MHz; Calibrated: 3/25/2022
- Sensor-Surface: 1.4mm (Mechanical Surface Detection)
- Phantom: Twin-SAM V8.0 (20deg probe tilt); Type: QD 000 P41 AA; Serial: 1948

**Rear/PI/2 BPSK RB 108,54 Ch 376500/Area Scan (9x14x1):** Measurement grid: dx=15mm, dy=15mm  
Maximum value of SAR (measured) = 1.45 W/kg

**Rear/PI/2 BPSK RB 108,54 Ch 376500/Zoom Scan (5x5x7)/Cube 0:** Measurement grid: dx=8mm, dy=8mm, dz=5mm

Reference Value = 33.09 V/m; Power Drift = -0.15 dB

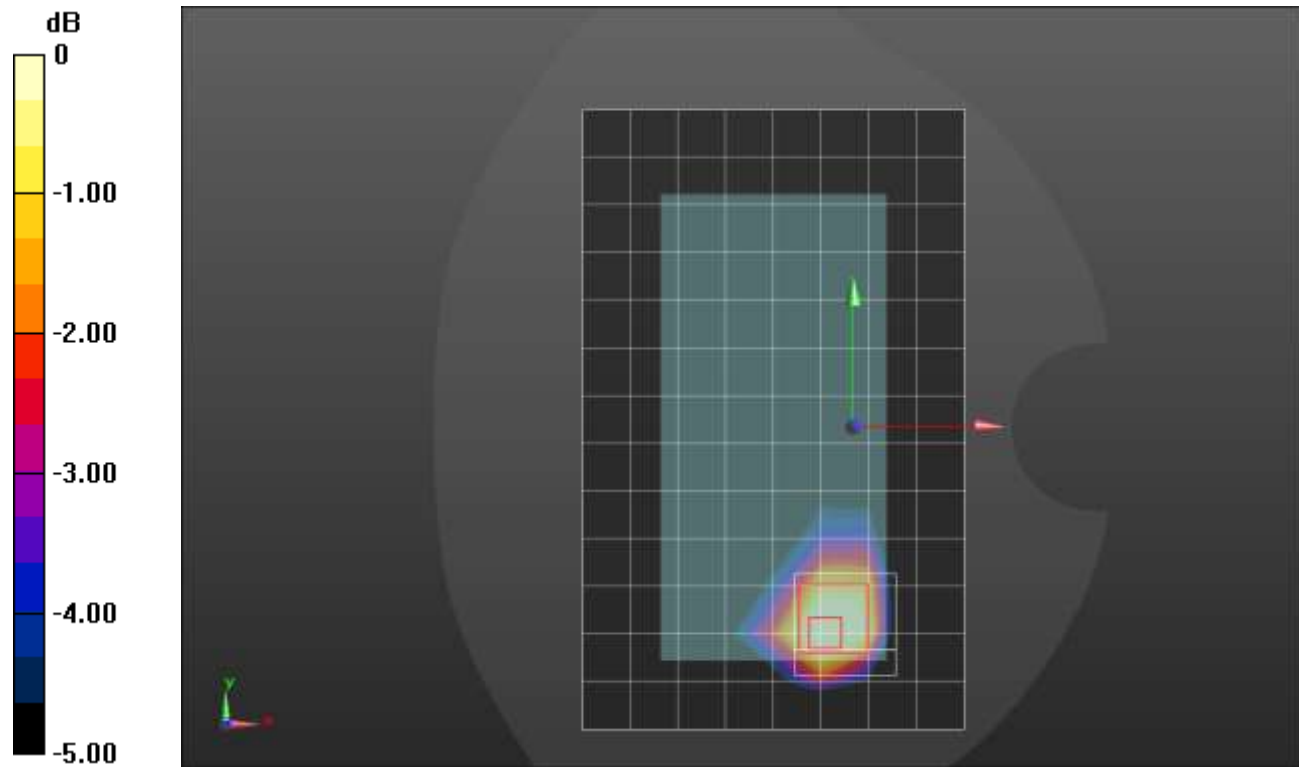
Peak SAR (extrapolated) = 1.47 W/kg

**SAR(1 g) = 0.687 W/kg; SAR(10 g) = 0.378 W/kg**

Smallest distance from peaks to all points 3 dB below = 12.9 mm

Ratio of SAR at M2 to SAR at M1 = 44.5%

Maximum value of SAR (measured) = 1.08 W/kg



0 dB = 1.08 W/kg = 0.33 dBW/kg

**n25 ANT 3**

Frequency: 1882.5 MHz; Duty Cycle: 1:1; Room Ambient Temperature: 24.0°C; Liquid Temperature: 23.0°C  
Medium parameters used (interpolated):  $f = 1882.5$  MHz;  $\sigma = 1.448$  S/m;  $\epsilon_r = 39.784$ ;  $\rho = 1000$  kg/m<sup>3</sup>

DASY5 Configuration:

- Area Scan Setting: Find Secondary Maximum Within: 2.0 dB and with a peak SAR value greater than 0.0012W/kg
- Electronics: DAE4 Sn1546; Calibrated: 3/22/2022
- Probe: EX3DV4 - SN7501; ConvF(8.31, 8.31, 8.31) @ 1882.5 MHz; Calibrated: 3/25/2022
- Sensor-Surface: 1.4mm (Mechanical Surface Detection)
- Phantom: Twin-SAM V8.0 (20deg probe tilt); Type: QD 000 P41 AA; Serial: 1948

**Edge 4/Pi/2 BPSK RB 108,54 Ch 376500/Area Scan (5x14x1):** Measurement grid: dx=15mm, dy=15mm

Maximum value of SAR (measured) = 0.984 W/kg

**Edge 4/Pi/2 BPSK RB 108,54 Ch 376500/Zoom Scan (5x5x7)/Cube 0:** Measurement grid: dx=8mm, dy=8mm, dz=5mm

Reference Value = 24.35 V/m; Power Drift = -0.10 dB

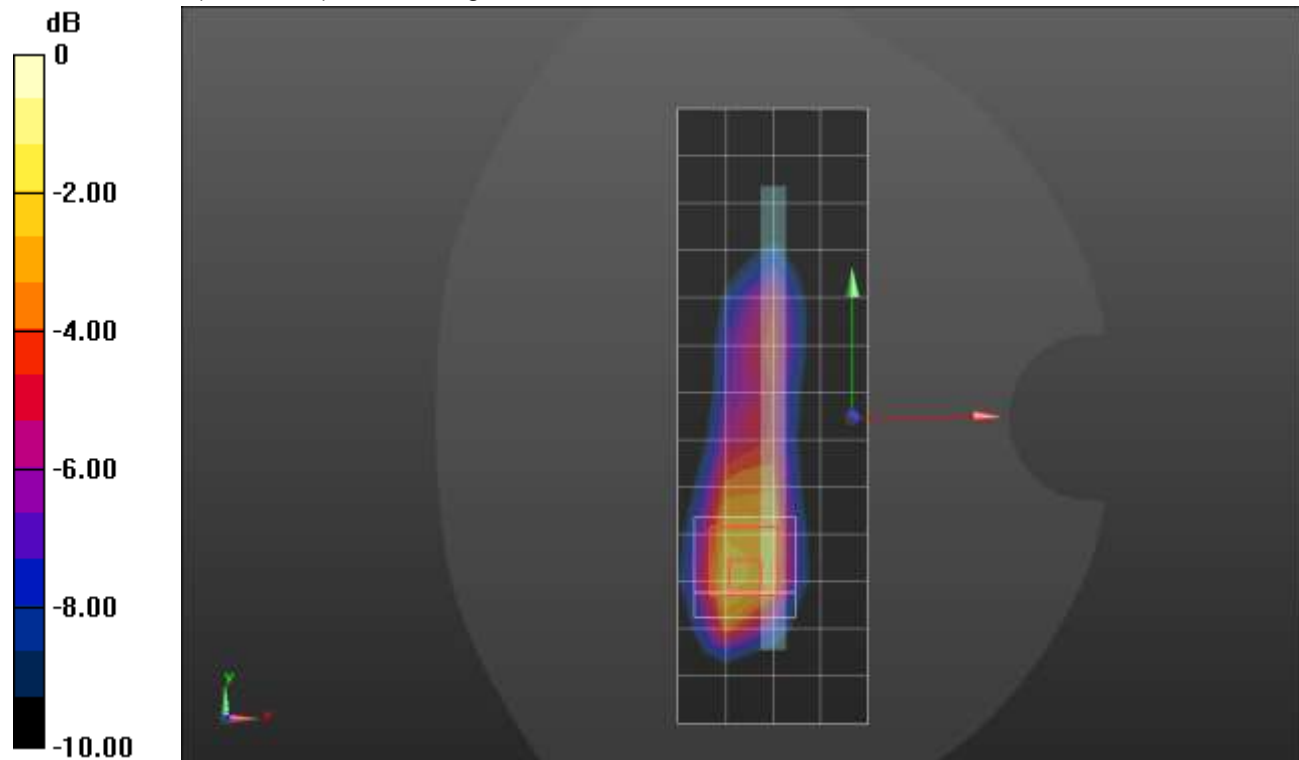
Peak SAR (extrapolated) = 1.68 W/kg

**SAR(1 g) = 0.852 W/kg; SAR(10 g) = 0.446 W/kg**

Smallest distance from peaks to all points 3 dB below = 9.3 mm

Ratio of SAR at M2 to SAR at M1 = 50.3%

Maximum value of SAR (measured) = 1.35 W/kg



0 dB = 1.35 W/kg = 1.30 dBW/kg

**n25 ANT 4**

Frequency: 1882.5 MHz; Duty Cycle: 1:1; Room Ambient Temperature: 24.0°C; Liquid Temperature: 23.0°C  
Medium parameters used (interpolated):  $f = 1882.5$  MHz;  $\sigma = 1.407$  S/m;  $\epsilon_r = 41.506$ ;  $\rho = 1000$  kg/m<sup>3</sup>

DASY5 Configuration:

- Area Scan Setting: Find Secondary Maximum Within: 2.0 dB and with a peak SAR value greater than 0.0012W/kg
- Electronics: DAE4 Sn1546; Calibrated: 3/22/2022
- Probe: EX3DV4 - SN7501; ConvF(8.31, 8.31, 8.31) @ 1882.5 MHz; Calibrated: 3/25/2022
- Sensor-Surface: 1.4mm (Mechanical Surface Detection (Locations From Previous Scan Used)), Sensor-Surface: 1.4mm (Mechanical Surface Detection)
- Phantom: Twin-SAM V8.0 (20deg probe tilt); Type: QD 000 P41 AA; Serial: 1948

**LHS/Touch\_Pi/2 QPSK RB 108,54 Ch 376500/Area Scan (9x14x1):** Measurement grid: dx=15mm, dy=15mm

Maximum value of SAR (measured) = 1.31 W/kg

**LHS/Touch\_Pi/2 QPSK RB 108,54 Ch 376500/Zoom Scan (5x5x7)/Cube 0:** Measurement grid:

dx=8mm, dy=8mm, dz=5mm

Reference Value = 31.92 V/m; Power Drift = -0.05 dB

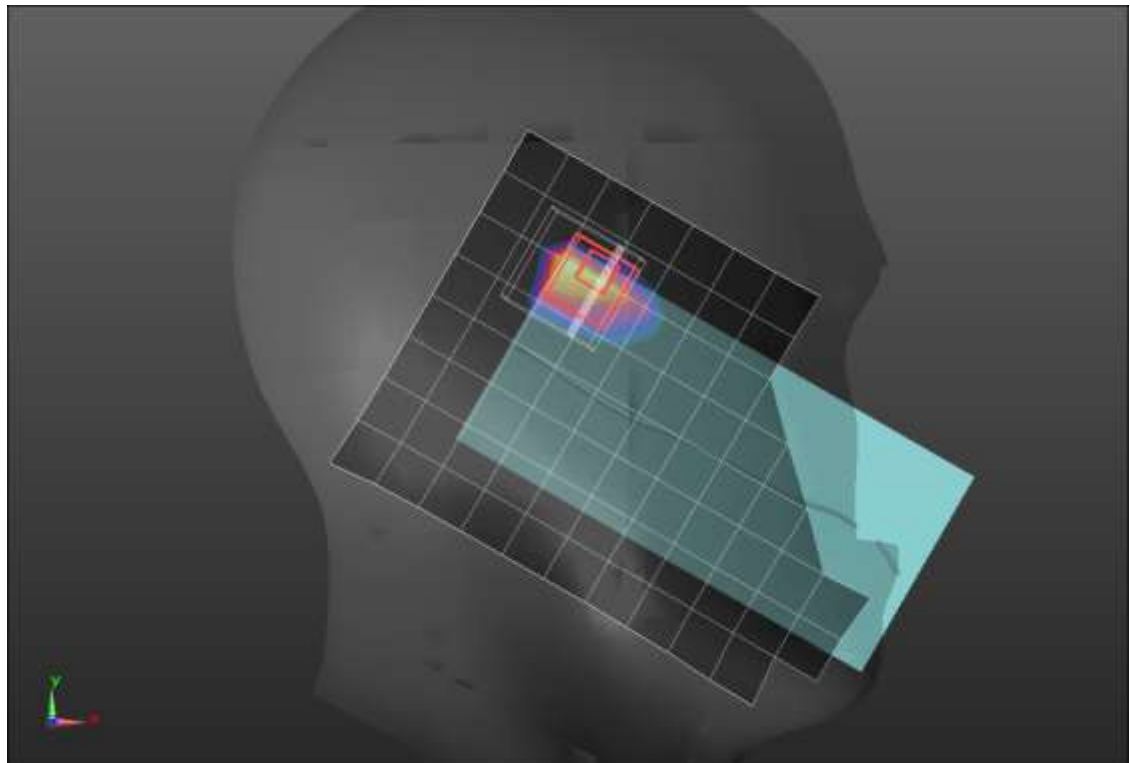
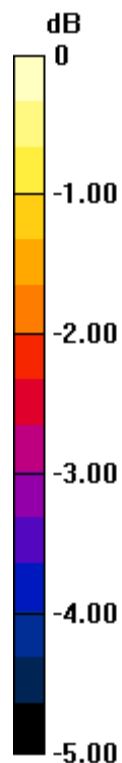
Peak SAR (extrapolated) = 1.75 W/kg

**SAR(1 g) = 0.789 W/kg; SAR(10 g) = 0.406 W/kg**

Smallest distance from peaks to all points 3 dB below = 6.4 mm

Ratio of SAR at M2 to SAR at M1 = 45.3%

Maximum value of SAR (measured) = 1.36 W/kg



0 dB = 1.36 W/kg = 1.34 dBW/kg

**n25 ANT 4**

Frequency: 1882.5 MHz; Duty Cycle: 1:1; Room Ambient Temperature: 24.0°C; Liquid Temperature: 23.0°C  
Medium parameters used (interpolated):  $f = 1882.5$  MHz;  $\sigma = 1.448$  S/m;  $\epsilon_r = 39.784$ ;  $\rho = 1000$  kg/m<sup>3</sup>

DASY5 Configuration:

- Area Scan Setting: Find Secondary Maximum Within: 2.0 dB and with a peak SAR value greater than 0.0012W/kg
- Electronics: DAE4 Sn1546; Calibrated: 3/22/2022
- Probe: EX3DV4 - SN7501; ConvF(8.31, 8.31, 8.31) @ 1882.5 MHz; Calibrated: 3/25/2022
- Sensor-Surface: 1.4mm (Mechanical Surface Detection)
- Phantom: Twin-SAM V8.0 (20deg probe tilt); Type: QD 000 P41 AA; Serial: 1948

**Rear/Pi/2 BPSK RB 108,54 Ch 376500/Area Scan (9x14x1):** Measurement grid: dx=15mm, dy=15mm  
Maximum value of SAR (measured) = 1.29 W/kg

**Rear/Pi/2 BPSK RB 108,54 Ch 376500/Zoom Scan (5x5x7)/Cube 0:** Measurement grid: dx=8mm, dy=8mm, dz=5mm

Reference Value = 27.70 V/m; Power Drift = -0.03 dB

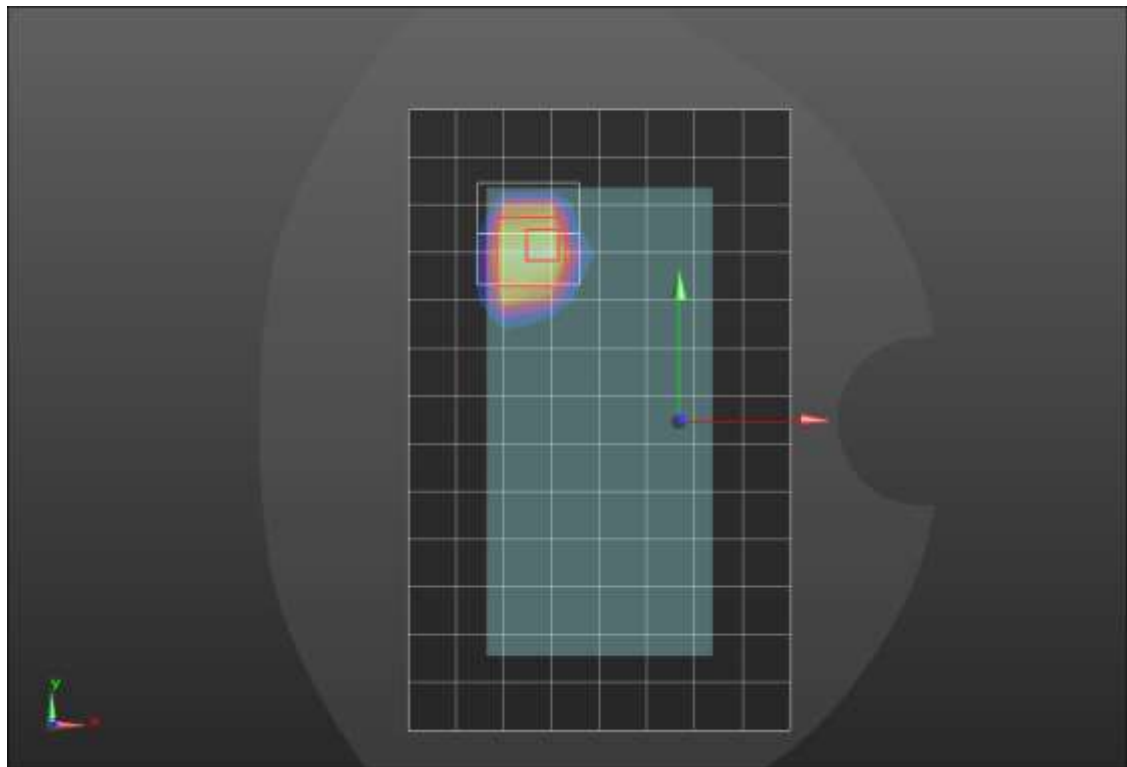
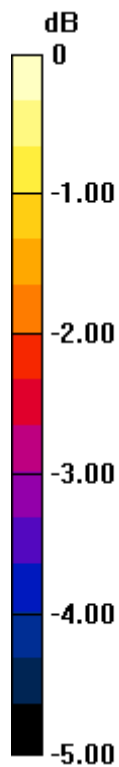
Peak SAR (extrapolated) = 1.85 W/kg

**SAR(1 g) = 0.849 W/kg; SAR(10 g) = 0.474 W/kg**

Smallest distance from peaks to all points 3 dB below = 9.7 mm

Ratio of SAR at M2 to SAR at M1 = 44.6%

Maximum value of SAR (measured) = 1.35 W/kg



0 dB = 1.35 W/kg = 1.30 dBW/kg

**n25 ANT 4**

Frequency: 1882.5 MHz; Duty Cycle: 1:1; Room Ambient Temperature: 24.0°C; Liquid Temperature: 23.0°C  
Medium parameters used (interpolated):  $f = 1882.5$  MHz;  $\sigma = 1.407$  S/m;  $\epsilon_r = 41.506$ ;  $\rho = 1000$  kg/m<sup>3</sup>

DASY5 Configuration:

- Area Scan Setting: Find Secondary Maximum Within: 2.0 dB and with a peak SAR value greater than 0.0012W/kg
- Electronics: DAE4 Sn1546; Calibrated: 3/22/2022
- Probe: EX3DV4 - SN7501; ConvF(8.31, 8.31, 8.31) @ 1882.5 MHz; Calibrated: 3/25/2022
- Sensor-Surface: 1.4mm (Mechanical Surface Detection)
- Phantom: Twin-SAM V8.0 (20deg probe tilt); Type: QD 000 P41 AA; Serial: 1948

**Edge 2/Pi/2 BPSK RB 1, 107 Ch 376500/Area Scan (7x14x1):** Measurement grid: dx=15mm, dy=15mm

Maximum value of SAR (measured) = 1.13 W/kg

**Edge 2/Pi/2 BPSK RB 1, 107 Ch 376500/Zoom Scan (5x5x7)/Cube 0:** Measurement grid: dx=8mm, dy=8mm, dz=5mm

Reference Value = 29.47 V/m; Power Drift = -0.12 dB

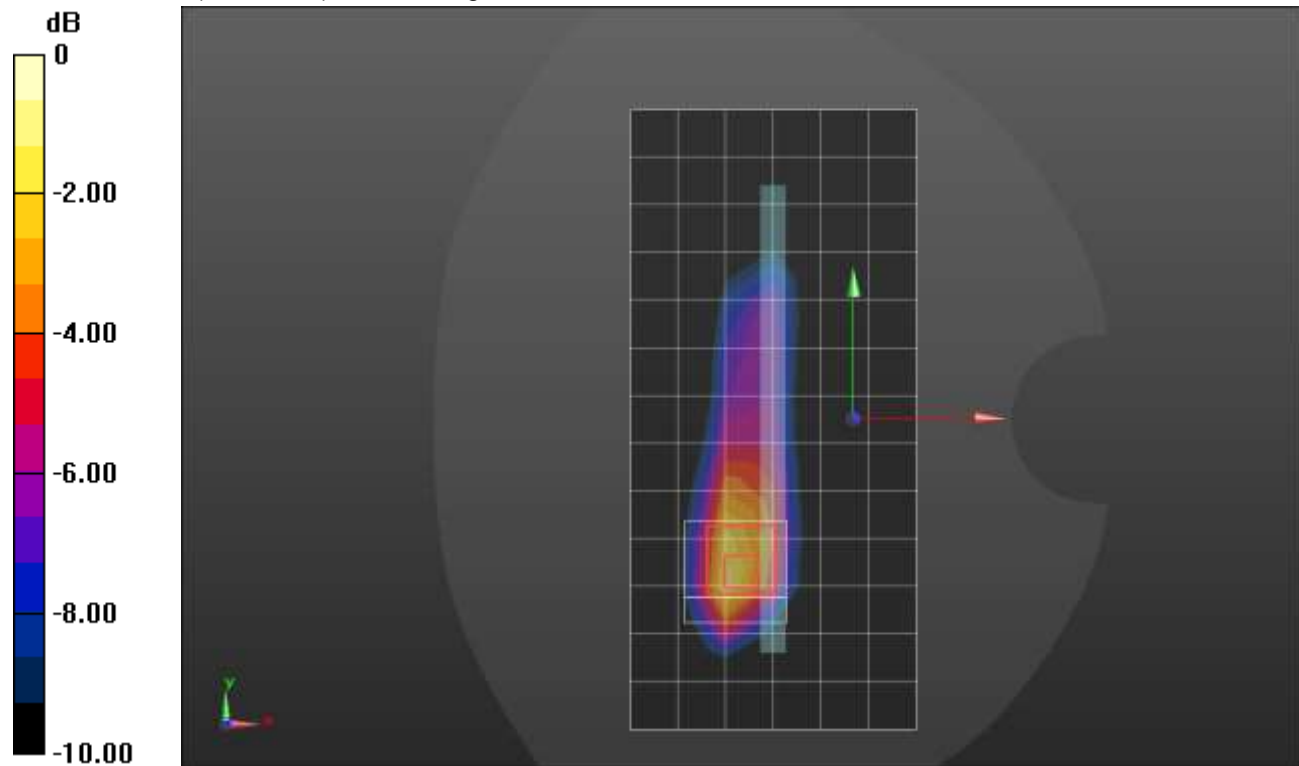
Peak SAR (extrapolated) = 1.81 W/kg

**SAR(1 g) = 0.869 W/kg; SAR(10 g) = 0.433 W/kg**

Smallest distance from peaks to all points 3 dB below = 8 mm

Ratio of SAR at M2 to SAR at M1 = 45.2%

Maximum value of SAR (measured) = 1.37 W/kg



0 dB = 1.37 W/kg = 1.37 dBW/kg



**n26 ANT 1**

Frequency: 831.5 MHz; Duty Cycle: 1:1; Room Ambient Temperature: 24.0°C; Liquid Temperature: 23.0°C  
Medium parameters used (interpolated):  $f = 831.5$  MHz;  $\sigma = 0.942$  S/m;  $\epsilon_r = 39.532$ ;  $\rho = 1000$  kg/m<sup>3</sup>

Dasy Configuration:

- Area Scan Setting: Find Secondary Maximum within 2.0 dB and with a peak SAR value greater than 0.0012 W/kg
- Electronics: DAE4 Sn1548; Calibrated: 2/23/2022
- Probe: EX3DV4 - SN7482; ConvF(9.01, 9.01, 9.01); Calibrated: 4/26/2022;
- Sensor-Surface: 1.4mm (Mechanical Surface Detection)
- Phantom: SAM with CRP; Type: SAM; Serial: 1751

**RHS/Pi/2 Touch\_BPSK RB 1,25 Ch 166300/Area Scan (9x14x1):** Measurement grid: dx=15mm, dy=15mm

[Info: Interpolated medium parameters used for SAR evaluation.](#)

Maximum value of SAR (measured) = 0.181 W/kg

**RHS/Pi/2 Touch\_BPSK RB 1,25 Ch 166300/Zoom Scan (5x5x7)/Cube 0:** Measurement grid: dx=8mm, dy=8mm, dz=5mm

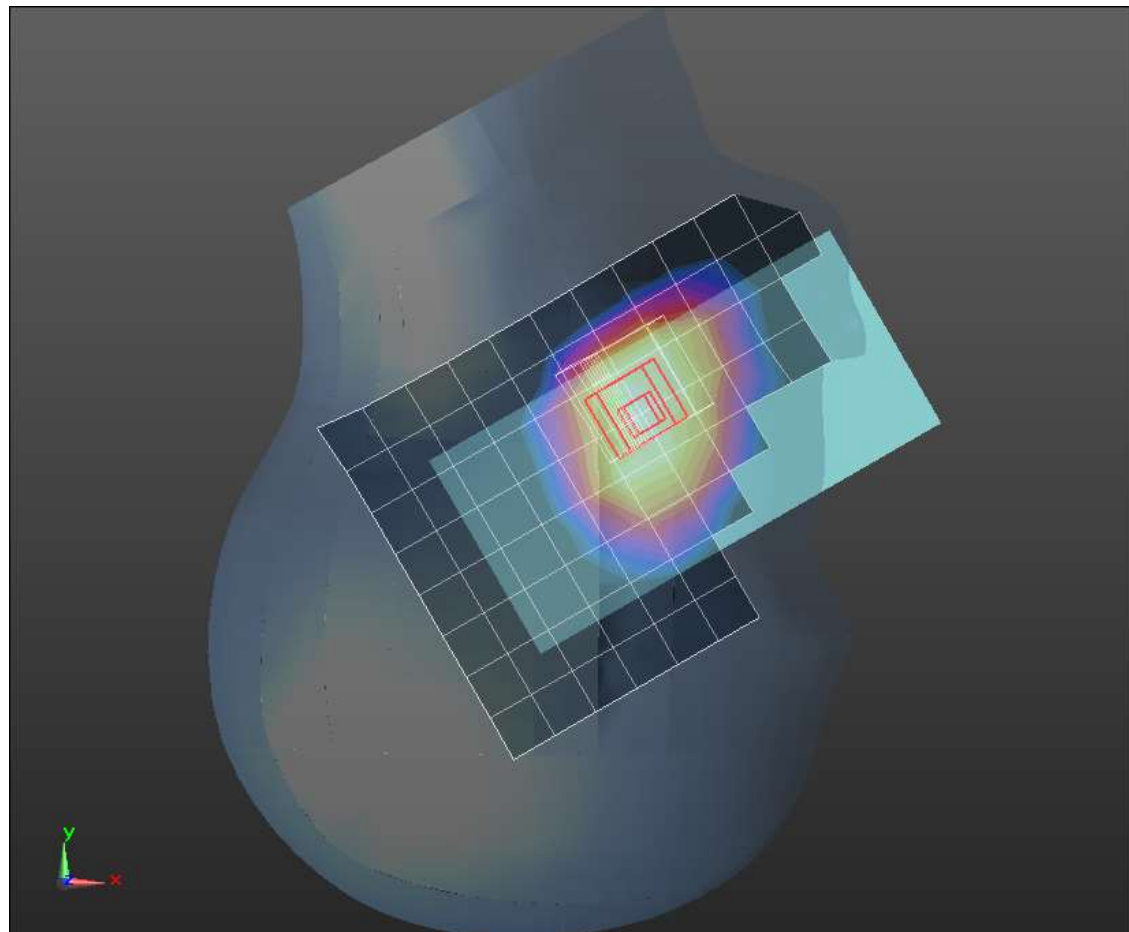
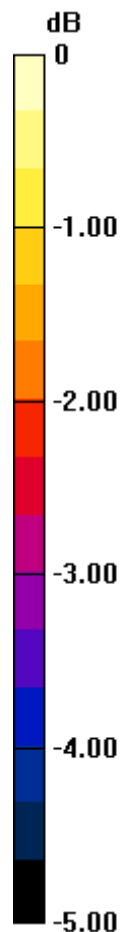
Reference Value = 14.47 V/m; Power Drift = -0.11 dB

Peak SAR (extrapolated) = 0.205 W/kg

**SAR(1 g) = 0.152 W/kg; SAR(10 g) = 0.116 W/kg**

[Info: Interpolated medium parameters used for SAR evaluation.](#)

Maximum value of SAR (measured) = 0.182 W/kg



0 dB = 0.182 W/kg = -7.40 dBW/kg



**n26 ANT 1**

Frequency: 831.5 MHz; Duty Cycle: 1:1; Room Ambient Temperature: 24.0°C; Liquid Temperature: 23.0°C  
Medium parameters used (interpolated):  $f = 831.5$  MHz;  $\sigma = 0.927$  S/m;  $\epsilon_r = 39.679$ ;  $\rho = 1000$  kg/m<sup>3</sup>

Dasy Configuration:

- Area Scan Setting: Find Secondary Maximum within 2.0 dB and with a peak SAR value greater than 0.0012 W/kg
- Electronics: DAE4 Sn1548; Calibrated: 2/23/2022
- Probe: EX3DV4 - SN7482; ConvF(9.01, 9.01, 9.01); Calibrated: 4/26/2022;
- Sensor-Surface: 1.4mm (Mechanical Surface Detection)
- Phantom: SAM with CRP; Type: SAM; Serial: 2048

**Rear/pi/2 BPSK RB 1,25 Ch 166300/Area Scan (10x15x1):** Measurement grid: dx=15mm, dy=15mm  
Maximum value of SAR (measured) = 1.13 W/kg

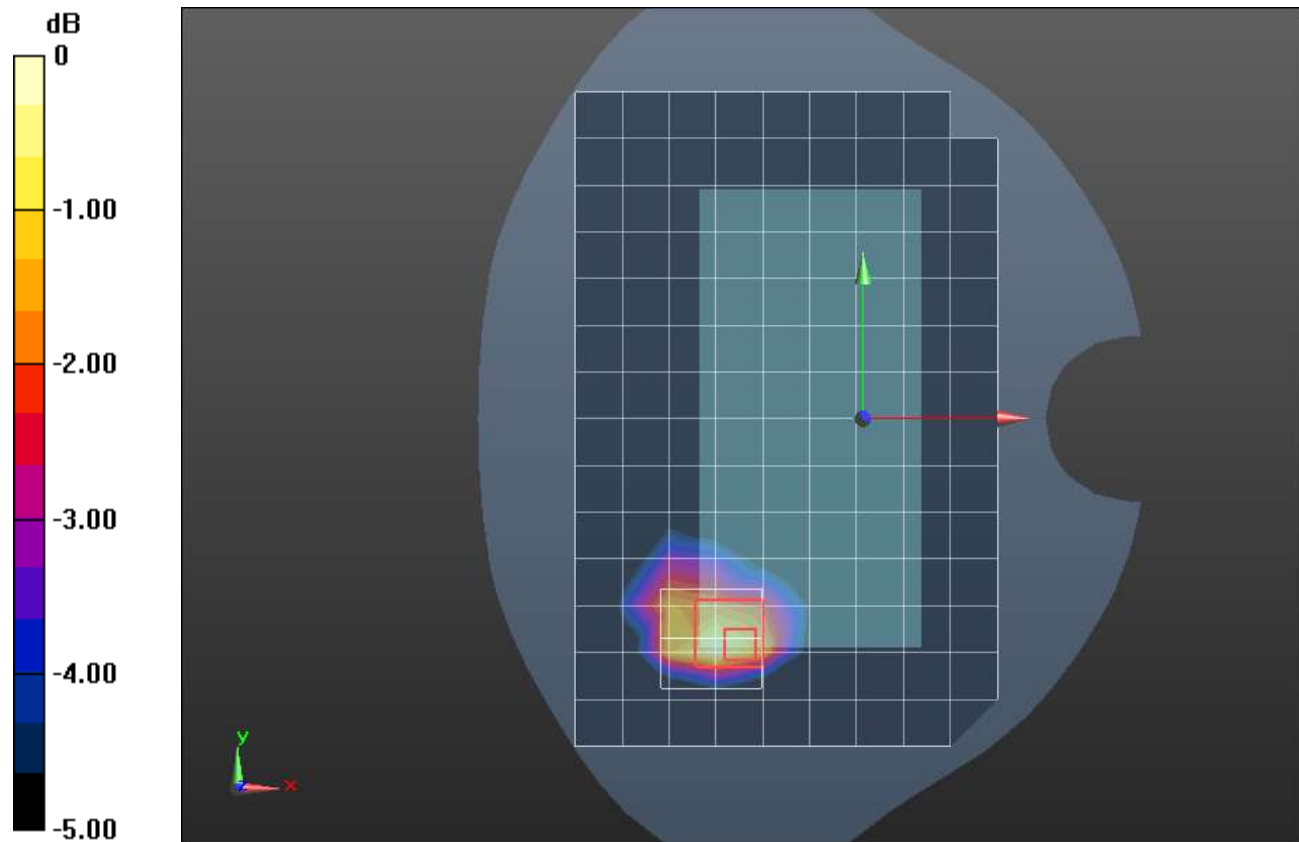
**Rear/pi/2 BPSK RB 1,25 Ch 166300/Zoom Scan (5x5x7)/Cube 0:** Measurement grid: dx=8mm, dy=8mm, dz=5mm

Reference Value = 36.93 V/m; Power Drift = -0.25 dB

Peak SAR (extrapolated) = 1.60 W/kg

**SAR(1 g) = 0.684 W/kg; SAR(10 g) = 0.373 W/kg**

Maximum value of SAR (measured) = 1.14 W/kg



0 dB = 1.14 W/kg = 0.57 dBW/kg

**n26 ANT 2**

Frequency: 831.5 MHz; Duty Cycle: 1:1; Room Ambient Temperature: 24.0°C; Liquid Temperature: 23.0°C  
Medium parameters used (interpolated):  $f = 831.5$  MHz;  $\sigma = 0.922$  S/m;  $\epsilon_r = 41.059$ ;  $\rho = 1000$  kg/m<sup>3</sup>

Dasy Configuration:

- Area Scan Setting: Find Secondary Maximum within 2.0 dB and with a peak SAR value greater than 0.0012 W/kg
- Electronics: DAE4 Sn1548; Calibrated: 2/23/2022
- Probe: EX3DV4 - SN7482; ConvF(9.01, 9.01, 9.01); Calibrated: 4/26/2022;
- Sensor-Surface: 1.4mm (Mechanical Surface Detection)
- Phantom: SAM with CRP; Type: SAM; Serial: 1751

**RHS/Touch\_pi/2 BPSK RB 25,12 Ch 166300/Area Scan (9x14x1):** Measurement grid: dx=15mm, dy=15mm

[Info: Interpolated medium parameters used for SAR evaluation.](#)

Maximum value of SAR (measured) = 0.975 W/kg

**RHS/Touch\_pi/2 BPSK RB 25,12 Ch 166300/Zoom Scan (5x5x7)/Cube 0:** Measurement grid: dx=8mm, dy=8mm, dz=5mm


Reference Value = 34.17 V/m; Power Drift = -0.20 dB

Peak SAR (extrapolated) = 1.38 W/kg

**SAR(1 g) = 0.648 W/kg; SAR(10 g) = 0.405 W/kg**

[Info: Interpolated medium parameters used for SAR evaluation.](#)

Maximum value of SAR (measured) = 1.01 W/kg



0 dB = 1.01 W/kg = 0.04 dBW/kg

**n26 ANT 2**

Frequency: 831.5 MHz; Duty Cycle: 1:1; Room Ambient Temperature: 24.0°C; Liquid Temperature: 23.0°C  
Medium parameters used (interpolated):  $f = 831.5$  MHz;  $\sigma = 0.901$  S/m;  $\epsilon_r = 42.981$ ;  $\rho = 1000$  kg/m<sup>3</sup>

Dasy Configuration:

- Area Scan Setting: Find Secondary Maximum within 2.0 dB and with a peak SAR value greater than 0.0012 W/kg
- Electronics: DAE4 Sn1263; Calibrated: 10/12/2021
- Probe: EX3DV4 - SN7589; ConvF(10.09, 10.09, 10.09) @ 831.5 MHz; Calibrated: 4/28/2022
- Sensor-Surface: 1.4mm (Mechanical Surface Detection)
- Phantom: Twin-SAM V8.0 (20deg probe tilt); Type: QD 000 P41 Ax; Serial: xxxx

**Rear/Pi/2 BPSK RB 25,12Ch 166300/Area Scan (8x13x1):** Measurement grid: dx=15mm, dy=15mm

[Info: Interpolated medium parameters used for SAR evaluation.](#)

Maximum value of SAR (measured) = 0.172 W/kg

**Rear/Pi/2 BPSK RB 25,12Ch 166300/Zoom Scan (6x6x7)/Cube 0:** Measurement grid: dx=8mm, dy=8mm, dz=5mm

Reference Value = 14.44 V/m; Power Drift = -0.00 dB

Peak SAR (extrapolated) = 0.243 W/kg

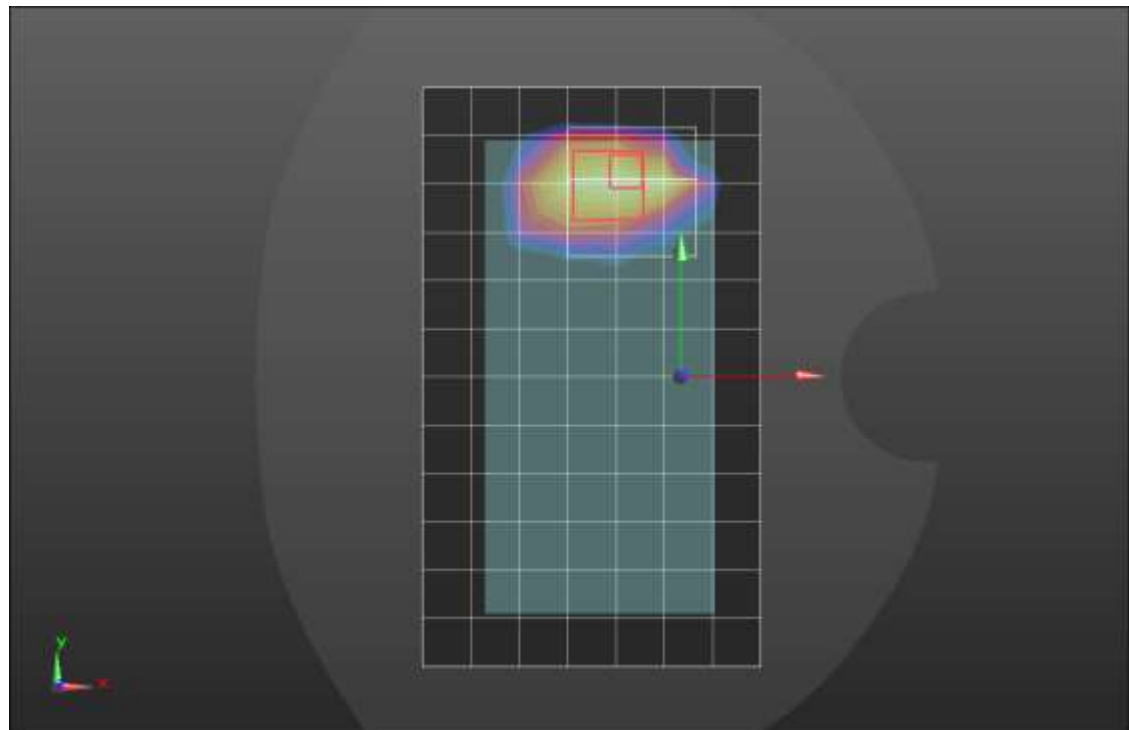
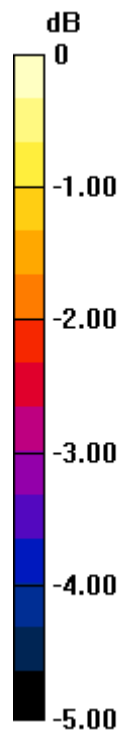
**SAR(1 g) = 0.140 W/kg; SAR(10 g) = 0.088 W/kg**

Smallest distance from peaks to all points 3 dB below = 8.6 mm

Ratio of SAR at M2 to SAR at M1 = 63.4%

[Info: Interpolated medium parameters used for SAR evaluation.](#)

Maximum value of SAR (measured) = 0.180 W/kg



0 dB = 0.180 W/kg = -7.45 dBW/kg

**n26 ANT 2**

Frequency: 831.5 MHz; Duty Cycle: 1:1; Room Ambient Temperature: 24.0°C; Liquid Temperature: 23.0°C  
Medium parameters used (interpolated):  $f = 831.5$  MHz;  $\sigma = 0.887$  S/m;  $\epsilon_r = 39.944$ ;  $\rho = 1000$  kg/m<sup>3</sup>

Dasy Configuration:

- Area Scan Setting: Find Secondary Maximum within 2.0 dB and with a peak SAR value greater than 0.0012 W/kg
- Electronics: DAE4 Sn1548; Calibrated: 2/23/2022
- Probe: EX3DV4 - SN7482; ConvF(9.01, 9.01, 9.01); Calibrated: 4/26/2022;
- Sensor-Surface: 1.4mm (Mechanical Surface Detection)
- Phantom: SAM with CRP; Type: SAM; Serial: 1751

**Edge 4/Pi/2 BPSK RB 1,25 Ch 166300/Area Scan (6x14x1):** Measurement grid: dx=15mm, dy=15mm

[Info: Interpolated medium parameters used for SAR evaluation.](#)

Maximum value of SAR (measured) = 0.207 W/kg

**Edge 4/Pi/2 BPSK RB 1,25 Ch 166300/Zoom Scan (5x5x7)/Cube 0:** Measurement grid: dx=8mm, dy=8mm, dz=5mm

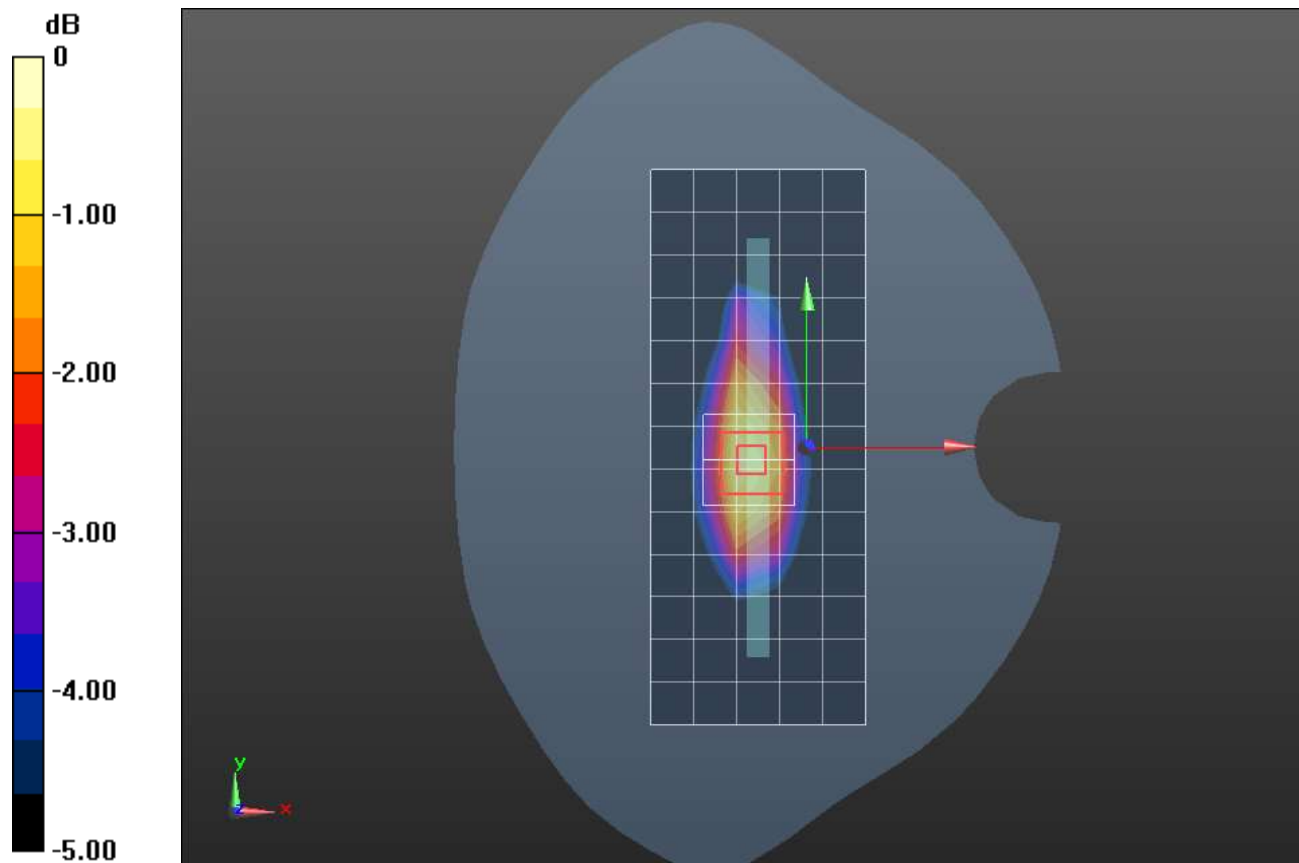
Reference Value = 16.00 V/m; Power Drift = -0.13 dB

Peak SAR (extrapolated) = 0.267 W/kg

**SAR(1 g) = 0.158 W/kg; SAR(10 g) = 0.102 W/kg**

[Info: Interpolated medium parameters used for SAR evaluation.](#)

Maximum value of SAR (measured) = 0.225 W/kg



**n30 ANT 1**

Frequency: 2310 MHz; Duty Cycle: 1:1; Room Ambient Temperature: 24.0°C; Liquid Temperature: 23.0°C  
Medium parameters used:  $f = 2310$  MHz;  $\sigma = 1.619$  S/m;  $\epsilon_r = 37.634$ ;  $\rho = 1000$  kg/m<sup>3</sup>

Dasy Configuration:

- Area Scan Setting: Find Secondary Maximum within 2.0 dB and with a peak SAR value greater than 0.0012 W/kg
- Electronics: DAE4 Sn1239; Calibrated: 3/21/2022
- Probe: EX3DV4 - SN7587; ConvF(7.91, 7.91, 7.91) @ 2310 MHz; Calibrated: 4/27/2022
- Sensor-Surface: 1.4mm (Mechanical Surface Detection)
- Phantom: SAM (B); Type: QD000P40CD; Serial: 1632

**RHS/Touch\_Pi/2 BPSK RB 25,12 Ch 462000/Area Scan (9x14x1):** Measurement grid: dx=12mm, dy=12mm

Maximum value of SAR (measured) = 0.748 W/kg

**RHS/Touch\_Pi/2 BPSK RB 25,12 Ch 462000/Zoom Scan (8x8x7)/Cube 0:** Measurement grid: dx=5mm, dy=5mm, dz=5mm

Reference Value = 20.25 V/m; Power Drift = -0.11 dB

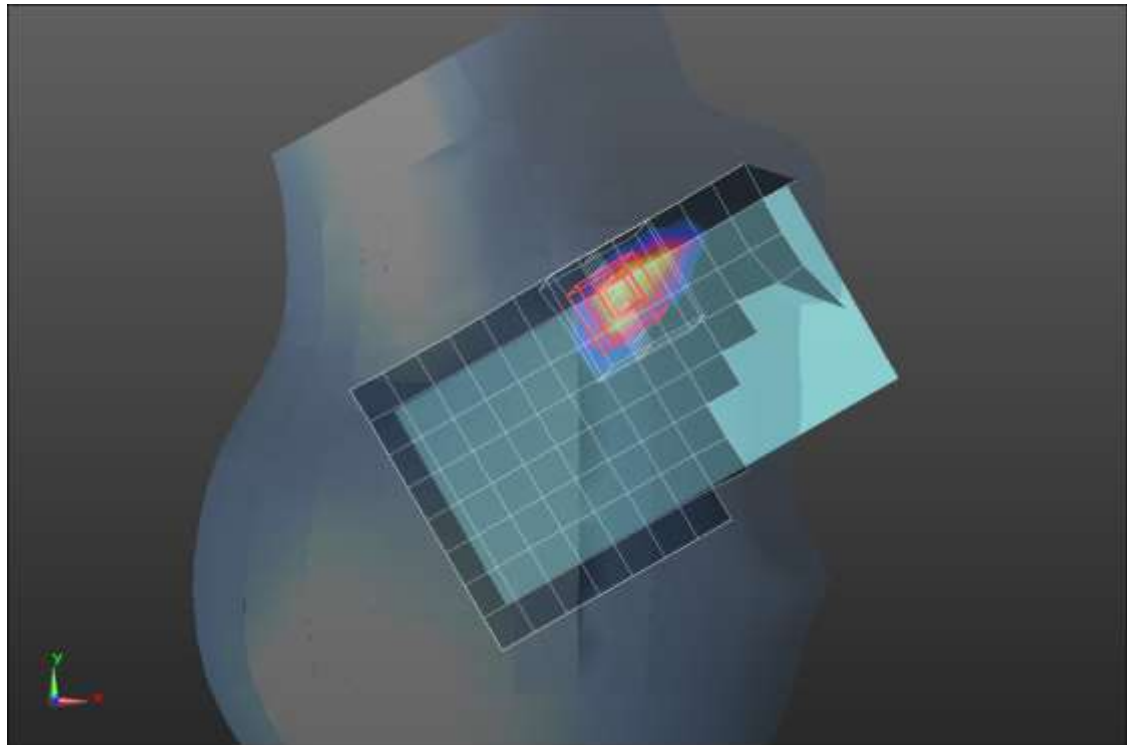
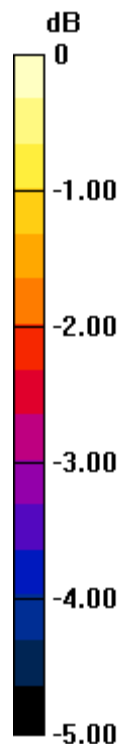
Peak SAR (extrapolated) = 0.938 W/kg

**SAR(1 g) = 0.494 W/kg; SAR(10 g) = 0.269 W/kg**

Smallest distance from peaks to all points 3 dB below = 9.1 mm

Ratio of SAR at M2 to SAR at M1 = 53.2%

Maximum value of SAR (measured) = 0.781 W/kg



0 dB = 0.781 W/kg = -1.07 dBW/kg

**n30 ANT 1**

Frequency: 2310 MHz; Duty Cycle: 1:1; Room Ambient Temperature: 24.0°C; Liquid Temperature: 23.0°C  
Medium parameters used:  $f = 2310$  MHz;  $\sigma = 1.652$  S/m;  $\epsilon_r = 40.113$ ;  $\rho = 1000$  kg/m<sup>3</sup>

Dasy Configuration:

- Area Scan Setting: Find Secondary Maximum within 2.0 dB and with a peak SAR value greater than 0.0012 W/kg
- Electronics: DAE4 Sn1239; Calibrated: 3/21/2022
- Probe: EX3DV4 - SN7587; ConvF(7.91, 7.91, 7.91) @ 2310 MHz; Calibrated: 4/27/2022
- Sensor-Surface: 1.4mm (Mechanical Surface Detection)
- Phantom: SAM (B); Type: QD000P40CD; Serial: 1632

**Rear/ Pi/2 BPSK RB 25,12 Ch 462000/Area Scan (11x17x1):** Measurement grid: dx=12mm, dy=12mm  
Maximum value of SAR (measured) = 1.12 W/kg

**Rear/ Pi/2 BPSK RB 25,12 Ch 462000/Zoom Scan (7x7x7)/Cube 0:** Measurement grid: dx=5mm, dy=5mm, dz=5mm

Reference Value = 26.91 V/m; Power Drift = -0.12 dB

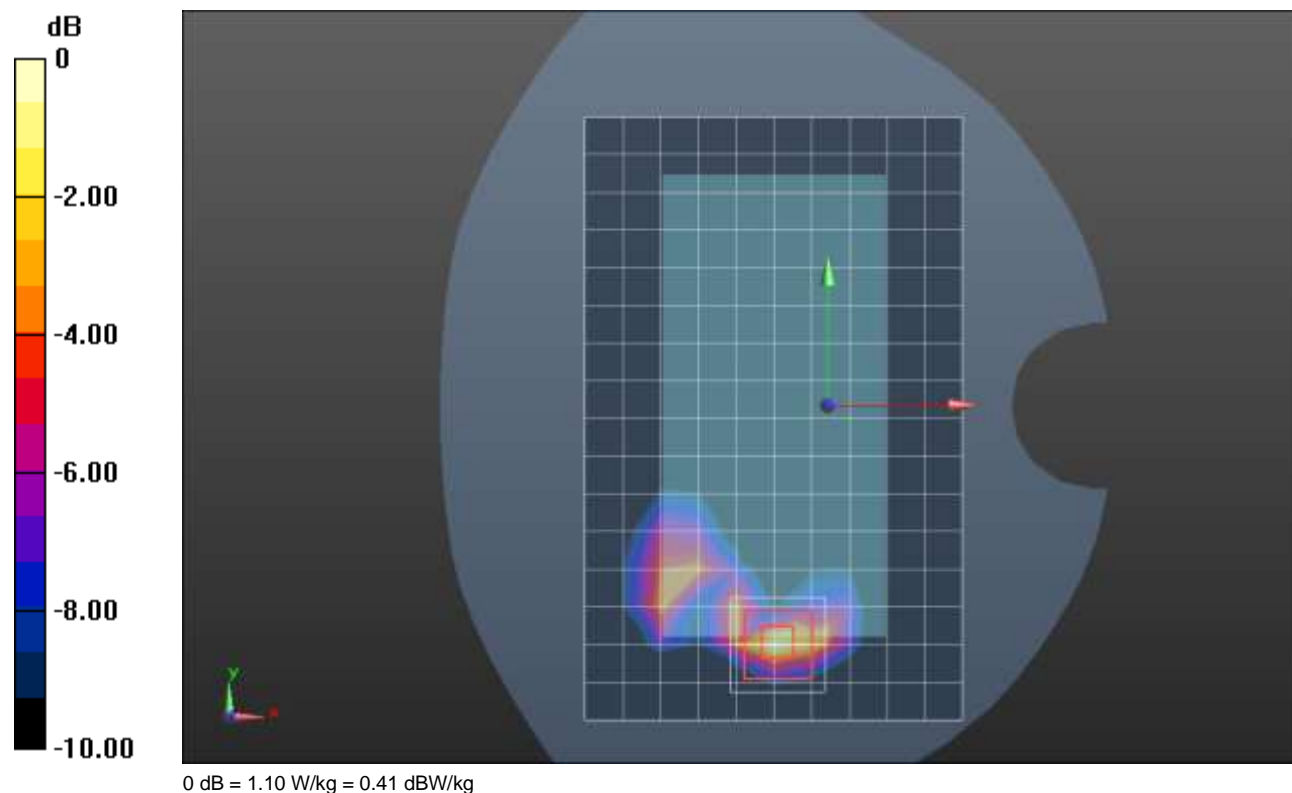
Peak SAR (extrapolated) = 1.42 W/kg

**SAR(1 g) = 0.625 W/kg; SAR(10 g) = 0.255 W/kg**

Smallest distance from peaks to all points 3 dB below = 6 mm

Ratio of SAR at M2 to SAR at M1 = 48.3%

Maximum value of SAR (measured) = 1.10 W/kg



**n30 ANT 1**

Frequency: 2310 MHz; Duty Cycle: 1:1; Room Ambient Temperature: 24.0°C; Liquid Temperature: 23.0°C  
Medium parameters used:  $f = 2310$  MHz;  $\sigma = 1.652$  S/m;  $\epsilon_r = 40.113$ ;  $\rho = 1000$  kg/m<sup>3</sup>

Dasy Configuration:

- Area Scan Setting: Find Secondary Maximum within 2.0 dB and with a peak SAR value greater than 0.0012 W/kg
- Electronics: DAE4 Sn1239; Calibrated: 3/21/2022
- Probe: EX3DV4 - SN7587; ConvF(7.91, 7.91, 7.91) @ 2310 MHz; Calibrated: 4/27/2022
- Sensor-Surface: 1.4mm (Mechanical Surface Detection (Locations From Previous Scan Used)), Sensor-Surface: 1.4mm (Mechanical Surface Detection)
- Phantom: SAM (B); Type: QD000P40CD; Serial: 1632

**Edge 2/Pi/2 BPSK RB 25,12 Ch 462000/Area Scan (7x16x1):** Measurement grid: dx=12mm, dy=12mm  
Maximum value of SAR (measured) = 0.948 W/kg

**Edge 2/Pi/2 BPSK RB 25,12 Ch 462000/Zoom Scan (7x7x7)/Cube 0:** Measurement grid: dx=5mm, dy=5mm, dz=5mm

Reference Value = 23.88 V/m; Power Drift = 0.17 dB

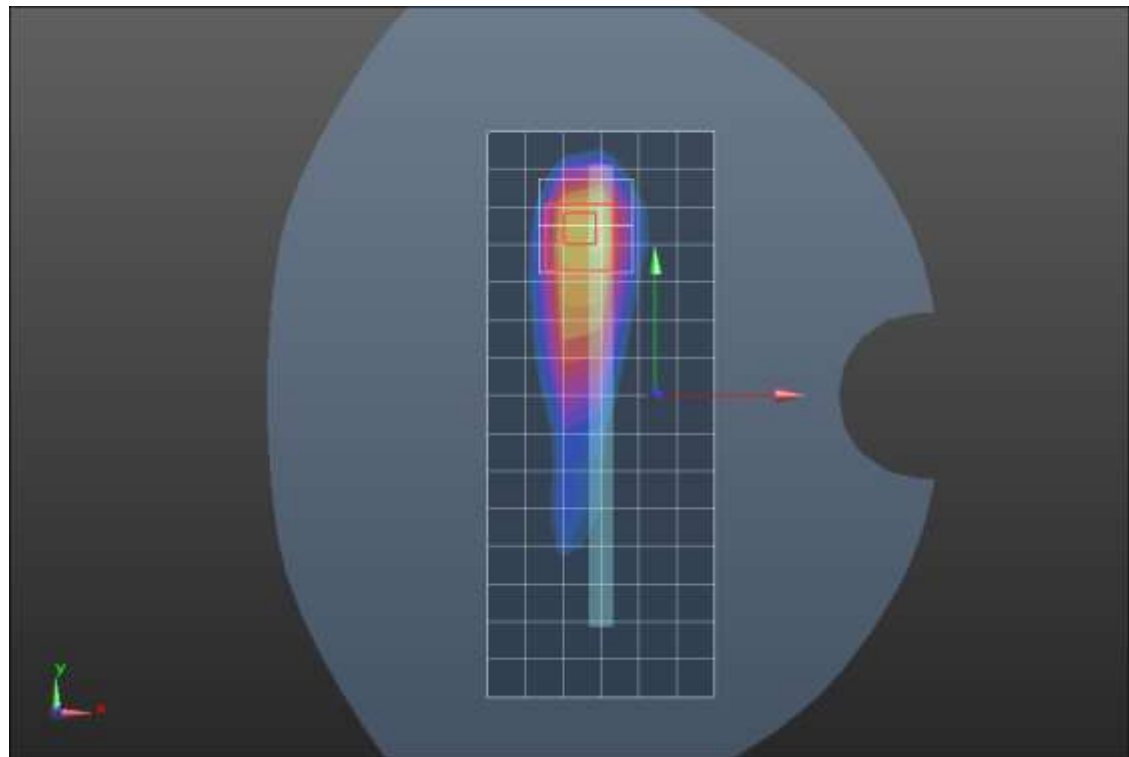
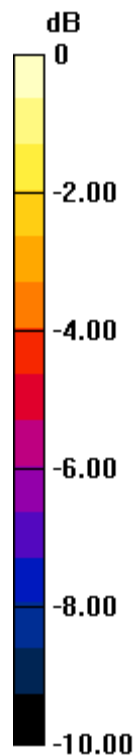
Peak SAR (extrapolated) = 1.82 W/kg

**SAR(1 g) = 0.815 W/kg; SAR(10 g) = 0.368 W/kg**

Smallest distance from peaks to all points 3 dB below = 8 mm

Ratio of SAR at M2 to SAR at M1 = 46.3%

Maximum value of SAR (measured) = 1.40 W/kg



0 dB = 1.40 W/kg = 1.46 dBW/kg



**n30 ANT 2**

Frequency: 2310 MHz; Duty Cycle: 1:1; Room Ambient Temperature: 24.0°C; Liquid Temperature: 23.0°C  
Medium parameters used:  $f = 2310$  MHz;  $\sigma = 1.711$  S/m;  $\epsilon_r = 39.276$ ;  $\rho = 1000$  kg/m<sup>3</sup>

Dasy Configuration:

- Area Scan Setting: Find Secondary Maximum within 2.0 dB and with a peak SAR value greater than 0.0012 W/kg
- Electronics: DAE4 Sn1239; Calibrated: 3/21/2022
- Probe: EX3DV4 - SN7587; ConvF(7.91, 7.91, 7.91) @ 2310 MHz; Calibrated: 4/27/2022
- Sensor-Surface: 1.4mm (Mechanical Surface Detection)
- Phantom: SAM (B); Type: QD000P40CD; Serial: 1632

**RHS/Touch\_Pi/2 BPSK RB 1,25 Ch 462000/Area Scan (10x16x1):** Measurement grid:  $dx=12$ mm,  $dy=12$ mm

Maximum value of SAR (measured) = 1.54 W/kg

**RHS/Touch\_Pi/2 BPSK RB 1,25 Ch 462000/Zoom Scan (8x8x7)/Cube 0:** Measurement grid:  $dx=5$ mm,  $dy=5$ mm,  $dz=5$ mm

Reference Value = 28.84 V/m; Power Drift = 0.13 dB

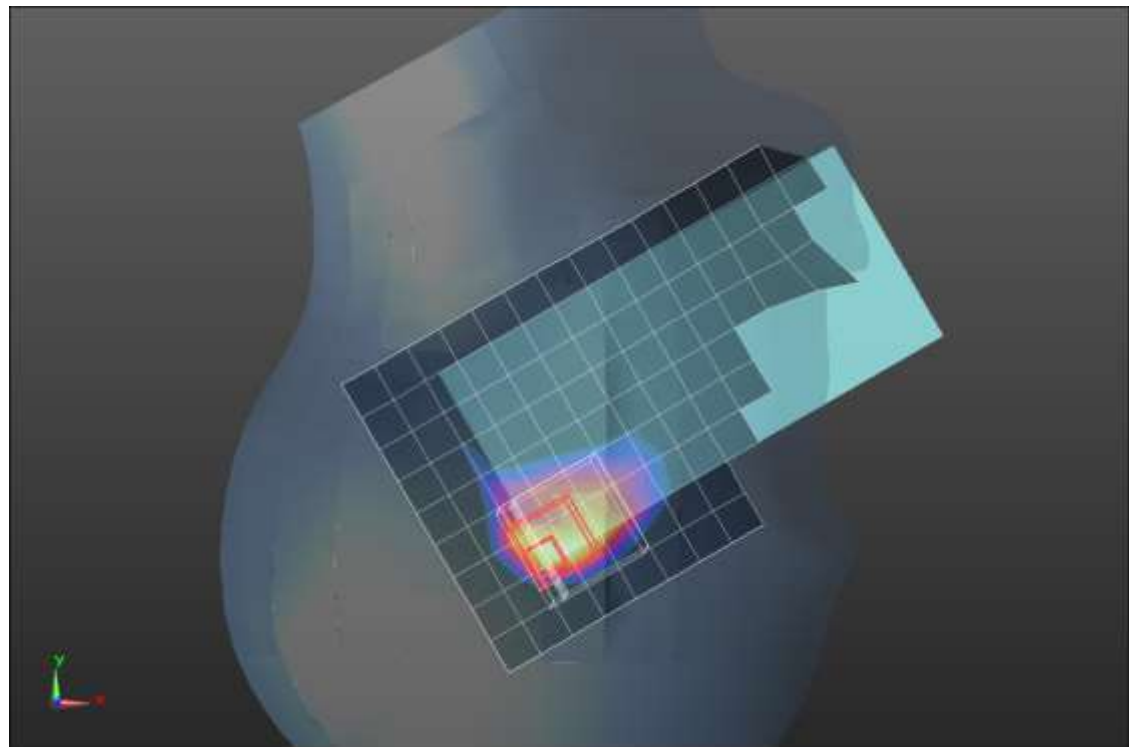
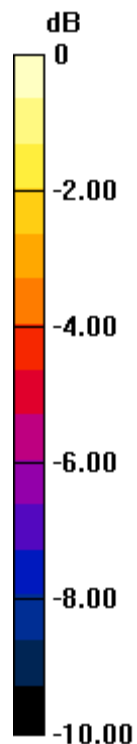
Peak SAR (extrapolated) = 2.21 W/kg

**SAR(1 g) = 0.838 W/kg; SAR(10 g) = 0.373 W/kg**

Smallest distance from peaks to all points 3 dB below = 5.6 mm

Ratio of SAR at M2 to SAR at M1 = 39.9%

Maximum value of SAR (measured) = 1.66 W/kg



0 dB = 1.66 W/kg = 2.20 dBW/kg



**n30 ANT 2**

Frequency: 2310 MHz; Duty Cycle: 1:1; Room Ambient Temperature: 24.0°C; Liquid Temperature: 23.0°C  
Medium parameters used:  $f = 2310$  MHz;  $\sigma = 1.711$  S/m;  $\epsilon_r = 39.276$ ;  $\rho = 1000$  kg/m<sup>3</sup>

Dasy Configuration:

- Area Scan Setting: Find Secondary Maximum within 2.0 dB and with a peak SAR value greater than 0.0012 W/kg
- Electronics: DAE4 Sn1239; Calibrated: 3/21/2022
- Probe: EX3DV4 - SN7587; ConvF(7.91, 7.91, 7.91) @ 2310 MHz; Calibrated: 4/27/2022
- Sensor-Surface: 1.4mm (Mechanical Surface Detection)
- Phantom: SAM (B); Type: QD000P40CD; Serial: 1632

**Rear/Pi/2 BPSK RB 1,25 Ch 462000/Area Scan (10x16x1):** Measurement grid: dx=12mm, dy=12mm  
Maximum value of SAR (measured) = 1.33 W/kg

**Rear/Pi/2 BPSK RB 1,25 Ch 462000/Zoom Scan (8x7x7)/Cube 0:** Measurement grid: dx=5mm, dy=5mm, dz=5mm

Reference Value = 25.16 V/m; Power Drift = -0.03 dB

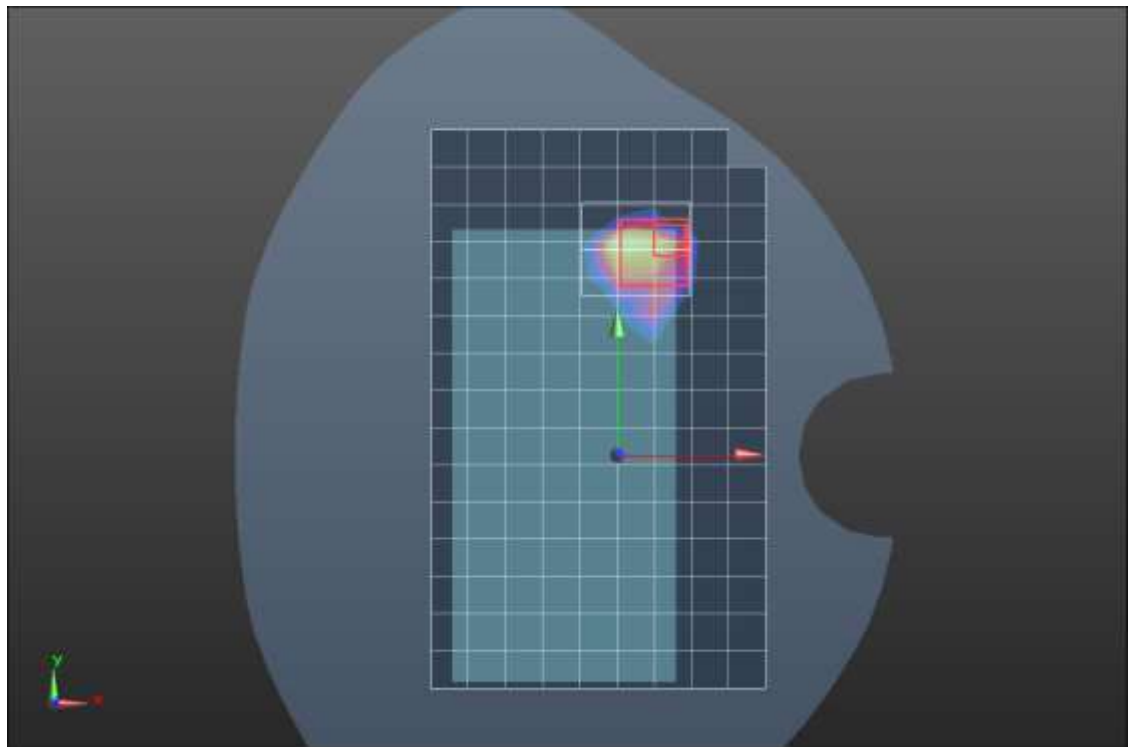
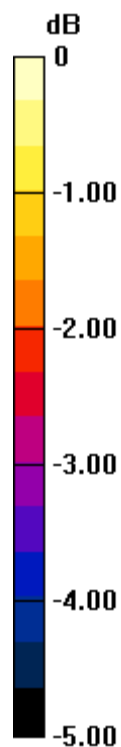
Peak SAR (extrapolated) = 1.85 W/kg

**SAR(1 g) = 0.749 W/kg; SAR(10 g) = 0.335 W/kg**

Smallest distance from peaks to all points 3 dB below = 6.4 mm

Ratio of SAR at M2 to SAR at M1 = 42.2%

Maximum value of SAR (measured) = 1.40 W/kg



0 dB = 1.40 W/kg = 1.46 dBW/kg

**n30 ANT 2**

Frequency: 2310 MHz; Duty Cycle: 1:1; Room Ambient Temperature: 24.0°C; Liquid Temperature: 23.0°C  
Medium parameters used:  $f = 2310$  MHz;  $\sigma = 1.619$  S/m;  $\epsilon_r = 37.634$ ;  $\rho = 1000$  kg/m<sup>3</sup>

Dasy Configuration:

- Area Scan Setting: Find Secondary Maximum within 2.0 dB and with a peak SAR value greater than 0.0012 W/kg
- Electronics: DAE4 Sn1239; Calibrated: 3/21/2022
- Probe: EX3DV4 - SN7587; ConvF(7.91, 7.91, 7.91) @ 2310 MHz; Calibrated: 4/27/2022
- Sensor-Surface: 1.4mm (Mechanical Surface Detection)
- Phantom: SAM (B); Type: QD000P40CD; Serial: 1632

**Edge 4 Pi/2 BPSK RB 1,25 Ch 462000/Area Scan (7x16x1):** Measurement grid: dx=12mm, dy=12mm  
Maximum value of SAR (measured) = 0.948 W/kg

**Edge 4 Pi/2 BPSK RB 1,25 Ch 462000/Zoom Scan (7x7x7)/Cube 0:** Measurement grid: dx=5mm, dy=5mm, dz=5mm

Reference Value = 22.12 V/m; Power Drift = -0.03 dB

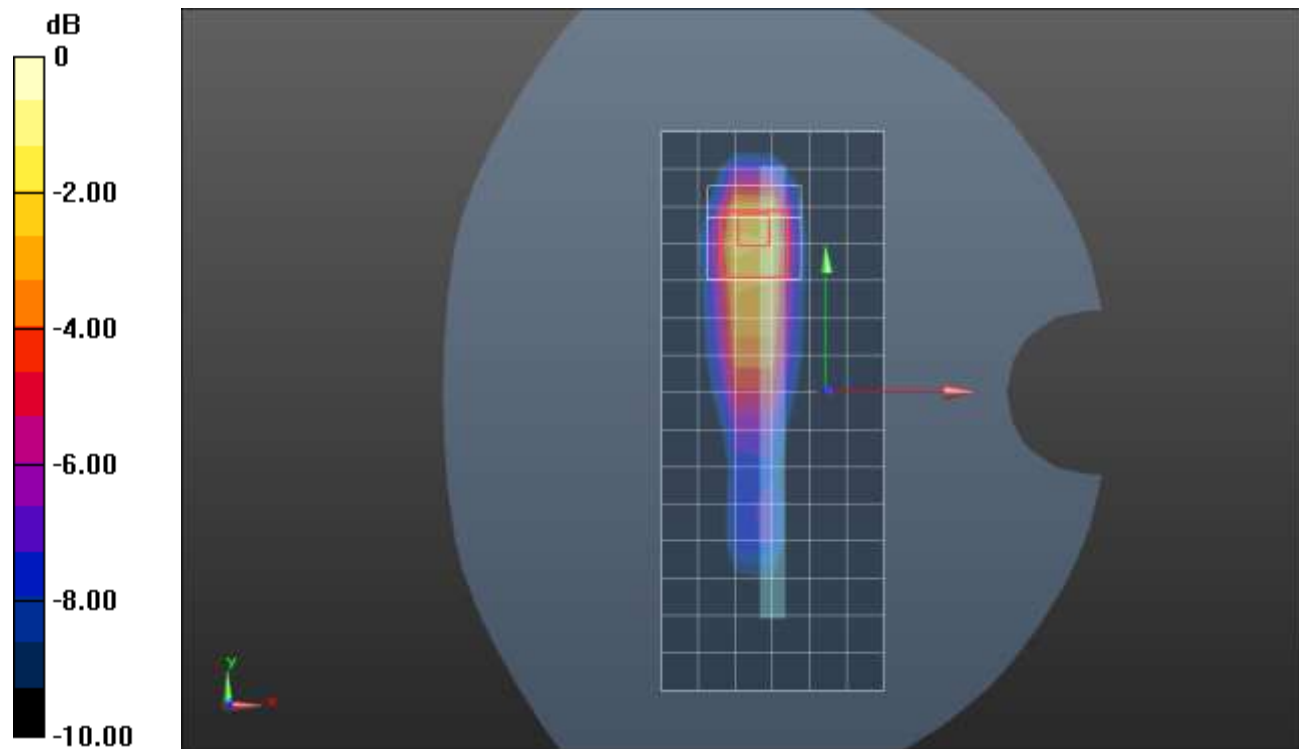
Peak SAR (extrapolated) = 1.85 W/kg

**SAR(1 g) = 0.791 W/kg; SAR(10 g) = 0.360 W/kg**

Smallest distance from peaks to all points 3 dB below = 7.6 mm

Ratio of SAR at M2 to SAR at M1 = 42.9%

Maximum value of SAR (measured) = 1.40 W/kg



0 dB = 1.40 W/kg = 1.46 dBW/kg

**n30 ANT 3**

Frequency: 2310 MHz; Duty Cycle: 1:1; Room Ambient Temperature: 24.0°C; Liquid Temperature: 23.0°C  
Medium parameters used:  $f = 2310$  MHz;  $\sigma = 1.698$  S/m;  $\epsilon_r = 39.78$ ;  $\rho = 1000$  kg/m<sup>3</sup>

Dasy Configuration:

- Area Scan Setting: Find Secondary Maximum within 2.0 dB and with a peak SAR value greater than 0.0012 W/kg
- Electronics: DAE4 Sn1239; Calibrated: 3/21/2022
- Probe: EX3DV4 - SN7587; ConvF(7.91, 7.91, 7.91) @ 2310 MHz; Calibrated: 4/27/2022
- Sensor-Surface: 1.4mm (Mechanical Surface Detection)
- Phantom: SAM (B); Type: QD000P40CD; Serial: 1632

**LHS/Touch\_Pi/2 BPSK RB 1,25 Ch 462000/Area Scan (10x17x1):** Measurement grid: dx=12mm, dy=12mm

Maximum value of SAR (measured) = 0.870 W/kg

**LHS/Touch\_Pi/2 BPSK RB 1,25 Ch 462000/Zoom Scan (7x7x7)/Cube 0:** Measurement grid: dx=5mm, dy=5mm, dz=5mm

Reference Value = 23.80 V/m; Power Drift = -0.19 dB


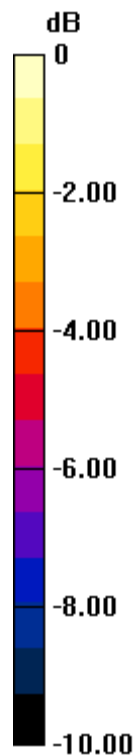
Peak SAR (extrapolated) = 0.957 W/kg

**SAR(1 g) = 0.535 W/kg; SAR(10 g) = 0.292 W/kg**

Smallest distance from peaks to all points 3 dB below = 10.6 mm

Ratio of SAR at M2 to SAR at M1 = 56.8%

Maximum value of SAR (measured) = 0.804 W/kg



0 dB = 0.804 W/kg = -0.95 dBW/kg

**n30 ANT 3**

Frequency: 2310 MHz; Duty Cycle: 1:1; Room Ambient Temperature: 24.0°C; Liquid Temperature: 23.0°C  
Medium parameters used:  $f = 2310$  MHz;  $\sigma = 1.698$  S/m;  $\epsilon_r = 39.78$ ;  $\rho = 1000$  kg/m<sup>3</sup>

Dasy Configuration:

- Area Scan Setting: Find Secondary Maximum within 2.0 dB and with a peak SAR value greater than 0.0012 W/kg
- Electronics: DAE4 Sn1239; Calibrated: 3/21/2022
- Probe: EX3DV4 - SN7587; ConvF(7.91, 7.91, 7.91) @ 2310 MHz; Calibrated: 4/27/2022
- Sensor-Surface: 1.4mm (Mechanical Surface Detection (Locations From Previous Scan Used)), Sensor-Surface: 1.4mm (Mechanical Surface Detection)
- Phantom: SAM (B); Type: QD000P40CD; Serial: 1632

**Rear/ Pi/2 BPSK RB 25,12 Ch 462000/Area Scan (10x16x1):** Measurement grid: dx=12mm, dy=12mm  
Maximum value of SAR (measured) = 0.941 W/kg

**Rear/ Pi/2 BPSK RB 25,12 Ch 462000/Zoom Scan (7x9x7)/Cube 0:** Measurement grid: dx=5mm, dy=5mm, dz=5mm

Reference Value = 24.55 V/m; Power Drift = -0.12 dB

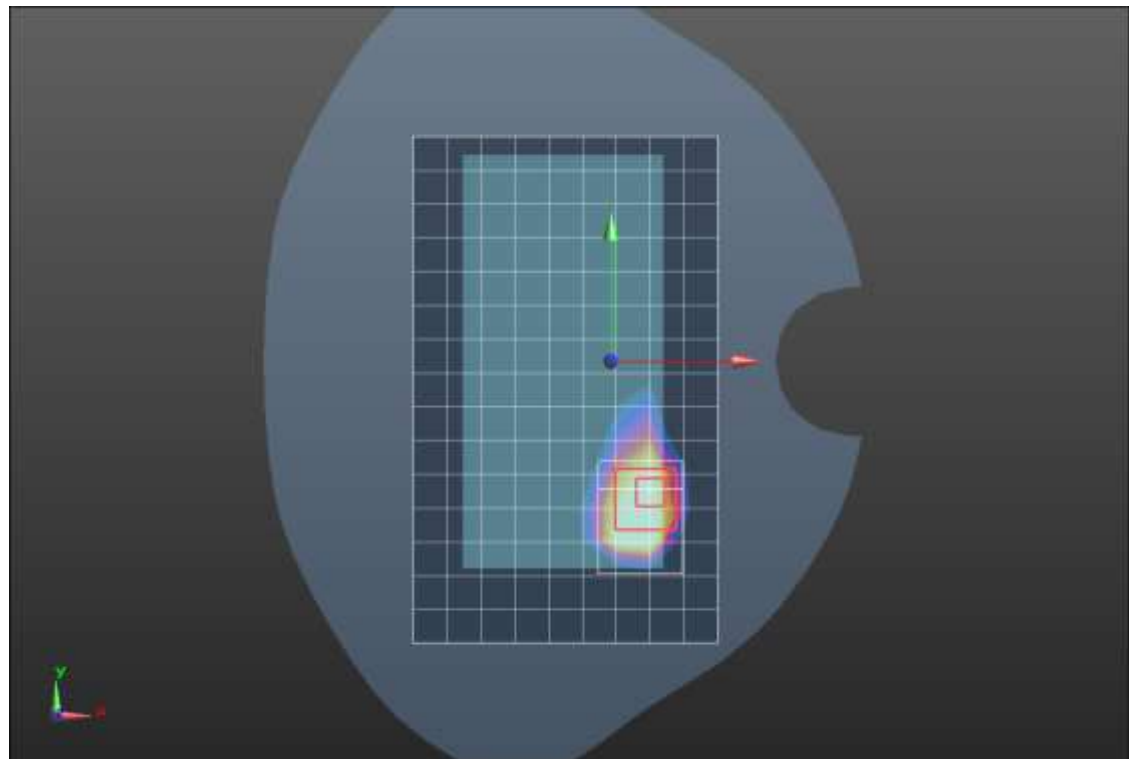
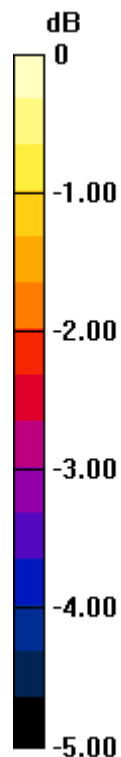
Peak SAR (extrapolated) = 1.05 W/kg

**SAR(1 g) = 0.538 W/kg; SAR(10 g) = 0.282 W/kg**

Smallest distance from peaks to all points 3 dB below = 10.2 mm

Ratio of SAR at M2 to SAR at M1 = 51.6%

Maximum value of SAR (measured) = 0.854 W/kg



0 dB = 0.854 W/kg = -0.69 dBW/kg

**n30 ANT 3**

Frequency: 2310 MHz; Duty Cycle: 1:1; Room Ambient Temperature: 24.0°C; Liquid Temperature: 23.0°C  
Medium parameters used:  $f = 2310$  MHz;  $\sigma = 1.698$  S/m;  $\epsilon_r = 39.78$ ;  $\rho = 1000$  kg/m<sup>3</sup>

Dasy Configuration:

- Area Scan Setting: Find Secondary Maximum within 2.0 dB and with a peak SAR value greater than 0.0012 W/kg
- Electronics: DAE4 Sn1239; Calibrated: 3/21/2022
- Probe: EX3DV4 - SN7587; ConvF(7.91, 7.91, 7.91) @ 2310 MHz; Calibrated: 4/27/2022
- Sensor-Surface: 1.4mm (Mechanical Surface Detection)
- Phantom: SAM (B); Type: QD000P40CD; Serial: 1632

**Edge 4/Pi/2 BPSK RB 25,12 Ch 462000/Area Scan (7x16x1):** Measurement grid: dx=12mm, dy=12mm  
Maximum value of SAR (measured) = 1.12 W/kg

**Edge 4/Pi/2 BPSK RB 25,12 Ch 462000/Zoom Scan (7x8x7)/Cube 0:** Measurement grid: dx=5mm, dy=5mm, dz=5mm

Reference Value = 27.25 V/m; Power Drift = 0.06 dB

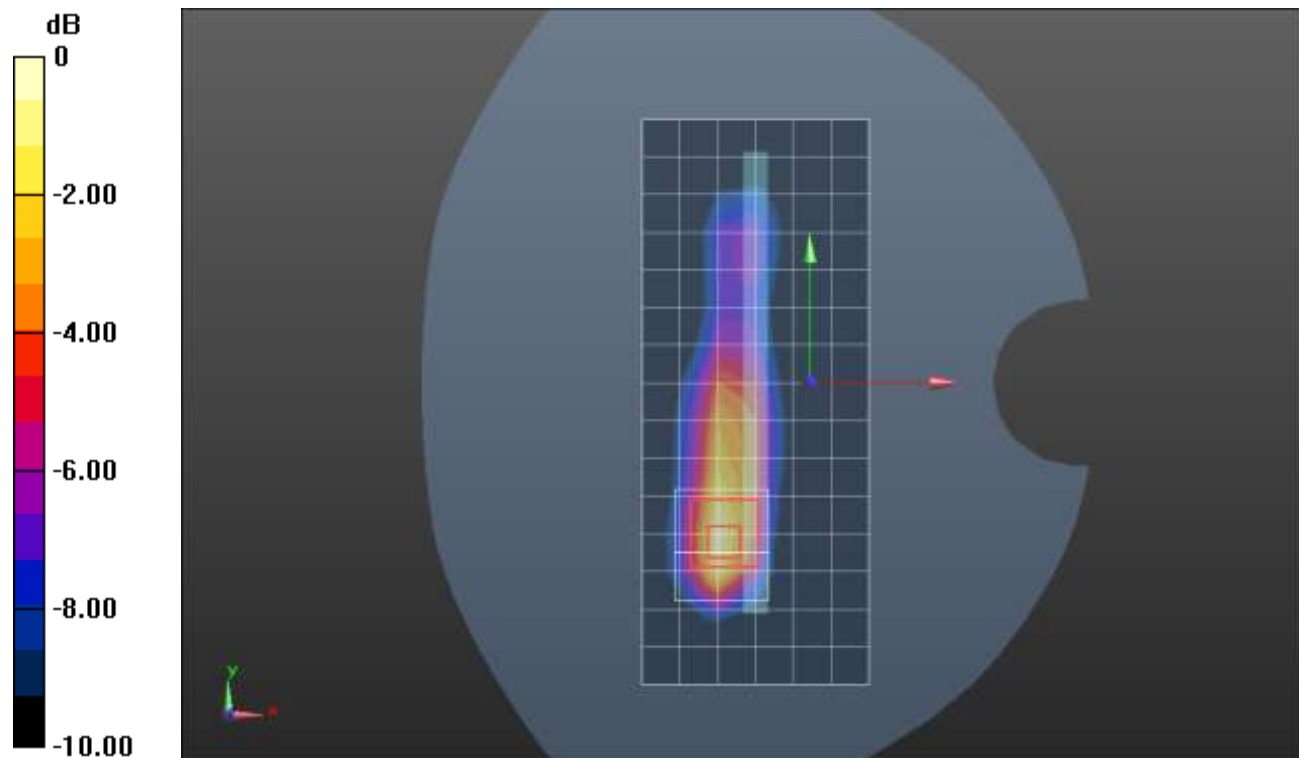
Peak SAR (extrapolated) = 1.55 W/kg

**SAR(1 g) = 0.707 W/kg; SAR(10 g) = 0.323 W/kg**

Smallest distance from peaks to all points 3 dB below = 8.1 mm

Ratio of SAR at M2 to SAR at M1 = 45.9%

Maximum value of SAR (measured) = 1.20 W/kg



0 dB = 1.20 W/kg = 0.79 dBW/kg

**n30 ANT 4**

Frequency: 2310 MHz; Duty Cycle: 1:1; Room Ambient Temperature: 24.0°C; Liquid Temperature: 23.0°C  
Medium parameters used:  $f = 2310$  MHz;  $\sigma = 1.698$  S/m;  $\epsilon_r = 39.78$ ;  $\rho = 1000$  kg/m<sup>3</sup>

Dasy Configuration:

- Area Scan Setting: Find Secondary Maximum within 2.0 dB and with a peak SAR value greater than 0.0012 W/kg
- Electronics: DAE4 Sn1239; Calibrated: 3/21/2022
- Probe: EX3DV4 - SN7587; ConvF(7.91, 7.91, 7.91) @ 2310 MHz; Calibrated: 4/27/2022
- Sensor-Surface: 1.4mm (Mechanical Surface Detection)
- Phantom: SAM (B); Type: QD000P40CD; Serial: 1632

**LHS/Pi/2 Touch\_BPSK RB 1,25 Ch 462000/Area Scan (10x16x1):** Measurement grid: dx=12mm, dy=12mm

Maximum value of SAR (measured) = 1.22 W/kg

**LHS/Pi/2 Touch\_BPSK RB 1,25 Ch 462000/Zoom Scan (7x9x7)/Cube 0:** Measurement grid: dx=5mm, dy=5mm, dz=5mm

Reference Value = 27.60 V/m; Power Drift = -0.04 dB


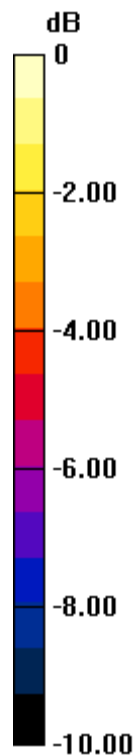
Peak SAR (extrapolated) = 1.61 W/kg

**SAR(1 g) = 0.780 W/kg; SAR(10 g) = 0.409 W/kg**

Smallest distance from peaks to all points 3 dB below = 8.1 mm

Ratio of SAR at M2 to SAR at M1 = 44%

Maximum value of SAR (measured) = 1.24 W/kg



0 dB = 1.24 W/kg = 0.93 dBW/kg

**n30 ANT 4**

Frequency: 2310 MHz; Duty Cycle: 1:1; Room Ambient Temperature: 24.0°C; Liquid Temperature: 23.0°C  
Medium parameters used:  $f = 2310$  MHz;  $\sigma = 1.711$  S/m;  $\epsilon_r = 39.276$ ;  $\rho = 1000$  kg/m<sup>3</sup>

Dasy Configuration:

- Area Scan Setting: Find Secondary Maximum within 2.0 dB and with a peak SAR value greater than 0.0012 W/kg
- Electronics: DAE4 Sn1239; Calibrated: 3/21/2022
- Probe: EX3DV4 - SN7587; ConvF(7.91, 7.91, 7.91) @ 2310 MHz; Calibrated: 4/27/2022
- Sensor-Surface: 1.4mm (Mechanical Surface Detection)
- Phantom: SAM (B); Type: QD000P40CD; Serial: 1632

**Rear/Pi/2 BPSK RB 25,12 Ch 462000/Area Scan (11x17x1):** Measurement grid: dx=12mm, dy=12mm  
Maximum value of SAR (measured) = 1.30 W/kg

**Rear/Pi/2 BPSK RB 25,12 Ch 462000/Zoom Scan (8x9x7)/Cube 0:** Measurement grid: dx=5mm, dy=5mm, dz=5mm

Reference Value = 25.49 V/m; Power Drift = 0.18 dB

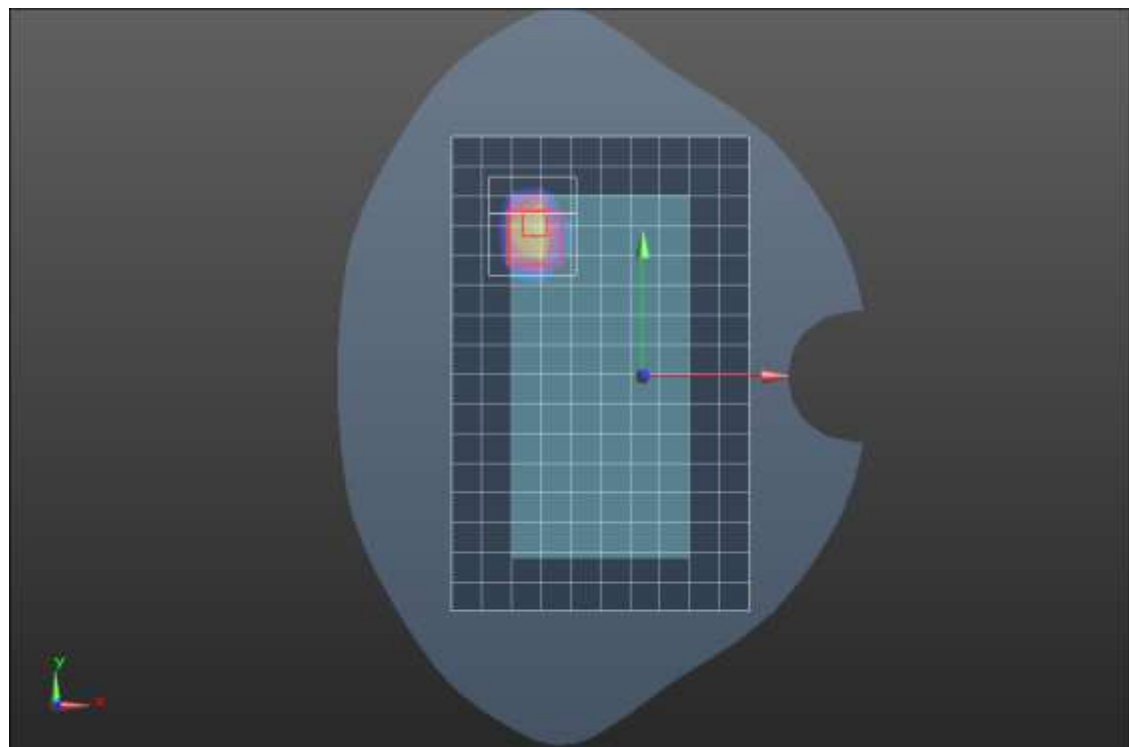
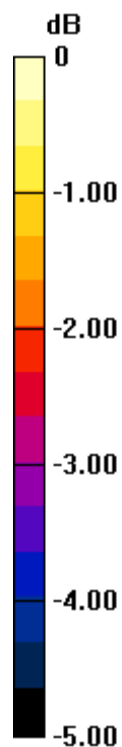
Peak SAR (extrapolated) = 2.30 W/kg

**SAR(1 g) = 0.847 W/kg; SAR(10 g) = 0.445 W/kg**

Smallest distance from peaks to all points 3 dB below = 8.9 mm

Ratio of SAR at M2 to SAR at M1 = 32.2%

Maximum value of SAR (measured) = 1.65 W/kg



0 dB = 1.65 W/kg = 2.17 dBW/kg



**n41 ANT 1**

Frequency: 2593 MHz; Duty Cycle: 1:1; Room Ambient Temperature: 24.0°C; Liquid Temperature: 23.0°C  
Medium parameters used (interpolated):  $f = 2593$  MHz;  $\sigma = 1.947$  S/m;  $\epsilon_r = 40.856$ ;  $\rho = 1000$  kg/m<sup>3</sup>

Dasy Configuration:

- Area Scan Setting: Find Secondary Maximum within 2.0 dB and with a peak SAR value greater than 0.0012 W/kg
- Electronics: DAE4 Sn1540; Calibrated: 1/11/2022
- Probe: EX3DV4 - SN7356; ConvF(7.99, 7.99, 7.99) @ 2593 MHz; Calibrated: 3/24/2022
- Sensor-Surface: 1.4mm (Mechanical Surface Detection (Locations From Previous Scan Used)), Sensor-Surface: 1.4mm (Mechanical Surface Detection)
- Phantom: Twin-SAM V5.0 (20deg probe tilt); Type: SAM;

**RHS/Touch\_Pi/2 BPSK RB 135,67 Ch 518598/Area Scan (10x16x1):** Measurement grid: dx=12mm, dy=12mm

[Info: Interpolated medium parameters used for SAR evaluation.](#)

Maximum value of SAR (measured) = 0.596 W/kg

**RHS/Touch\_Pi/2 BPSK RB 135,67 Ch 518598/Zoom Scan (7x7x7)/Cube 0:** Measurement grid: dx=5mm, dy=5mm, dz=5mm

Reference Value = 17.83 V/m; Power Drift = -0.12 dB

Peak SAR (extrapolated) = 0.918 W/kg

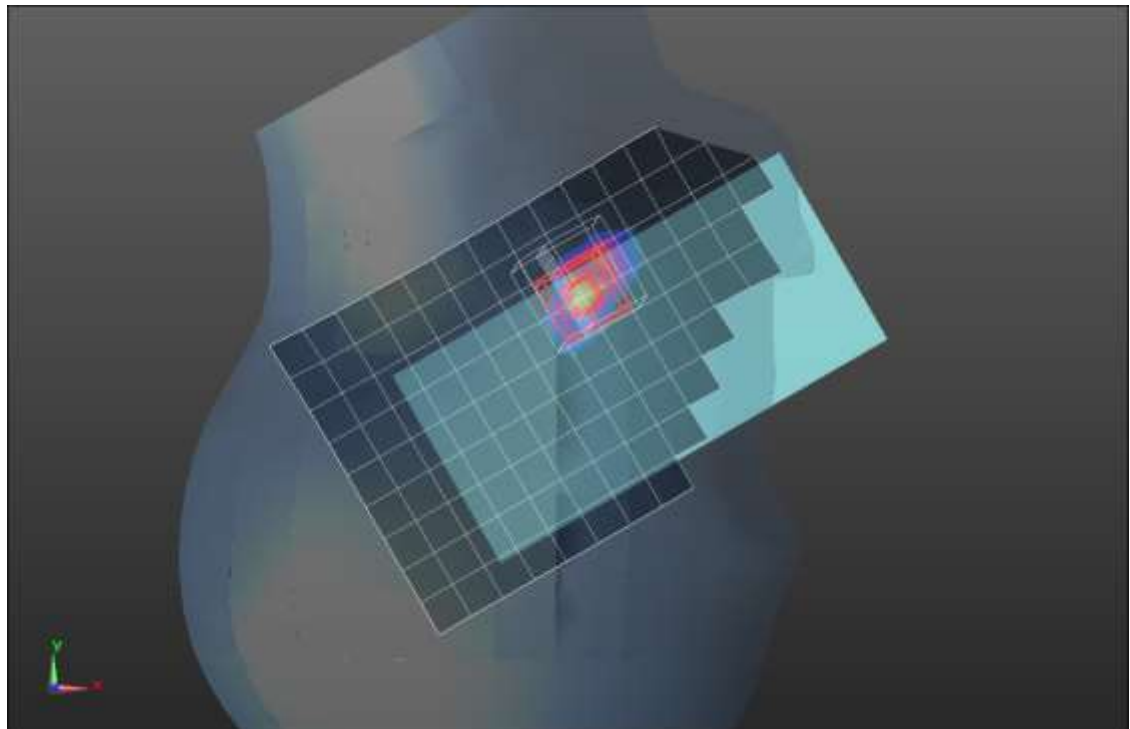
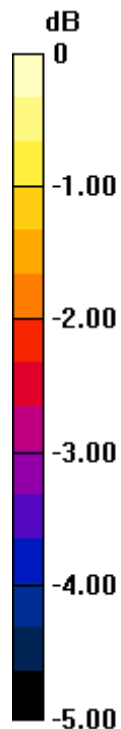
**SAR(1 g) = 0.442 W/kg; SAR(10 g) = 0.208 W/kg**

Smallest distance from peaks to all points 3 dB below = 8.4 mm

Ratio of SAR at M2 to SAR at M1 = 49.1%

[Info: Interpolated medium parameters used for SAR evaluation.](#)

Maximum value of SAR (measured) = 0.733 W/kg



0 dB = 0.733 W/kg = -1.35 dBW/kg



**n41 ANT 1**

Frequency: 2593 MHz; Duty Cycle: 1:1; Room Ambient Temperature: 24.0°C; Liquid Temperature: 23.0°C  
Medium parameters used (interpolated):  $f = 2593$  MHz;  $\sigma = 1.966$  S/m;  $\epsilon_r = 37.197$ ;  $\rho = 1000$  kg/m<sup>3</sup>

Dasy Configuration:

- Area Scan Setting: Find Secondary Maximum within 2.0 dB and with a peak SAR value greater than 0.0012 W/kg
- Electronics: DAE4 Sn1433; Calibrated: 2/23/2022
- Probe: EX3DV4 - SN3929; ConvF(6.98, 6.98, 6.98) @ 2593 MHz; Calibrated: 3/23/2022
- Sensor-Surface: 1.4mm (Mechanical Surface Detection)
- Phantom: Twin-SAM V8.0 (20deg probe tilt); Type: QD 000 P41 AA; Serial: 1956

**Rear/Pi/2 BPSK RB 1,136 Ch 518598/Area Scan (10x16x1):** Measurement grid: dx=12mm, dy=12mm

[Info: Interpolated medium parameters used for SAR evaluation.](#)

Maximum value of SAR (measured) = 0.979 W/kg

**Rear/Pi/2 BPSK RB 1,136 Ch 518598/Zoom Scan (7x7x7)/Cube 0:** Measurement grid: dx=5mm, dy=5mm, dz=5mm

Reference Value = 20.09 V/m; Power Drift = -0.10 dB

Peak SAR (extrapolated) = 1.27 W/kg

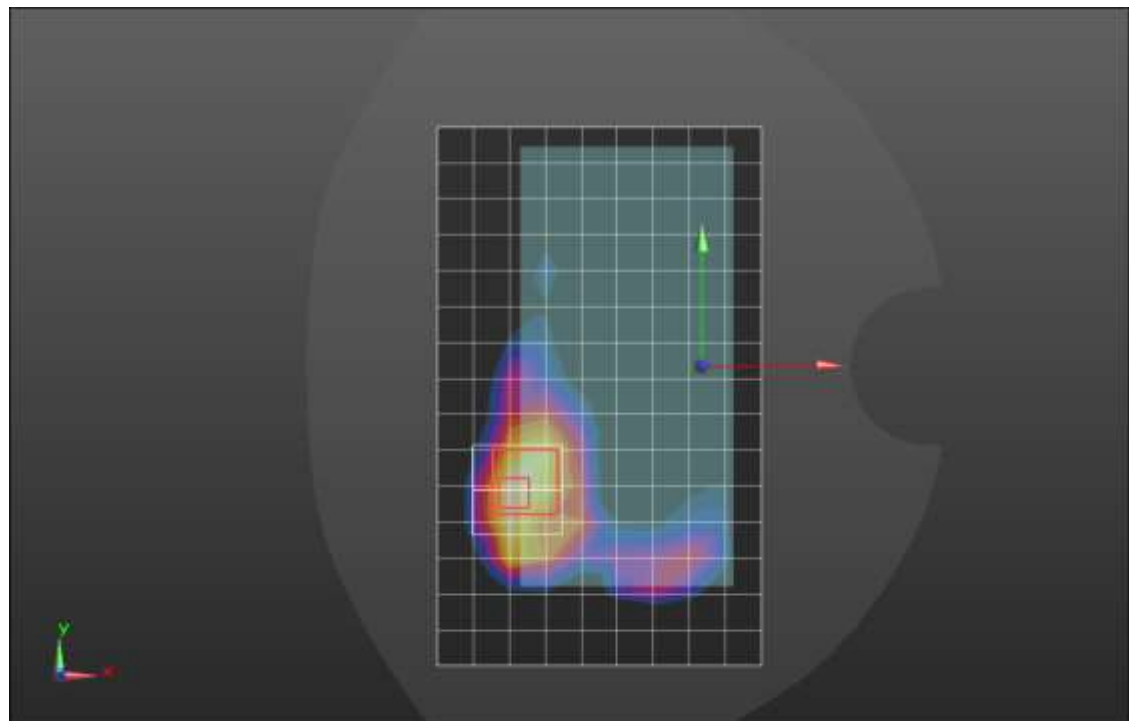
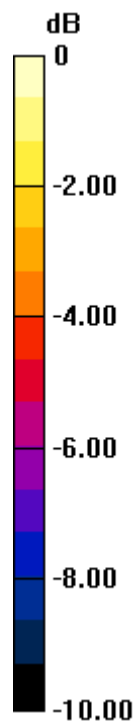
**SAR(1 g) = 0.529 W/kg; SAR(10 g) = 0.261 W/kg**

Smallest distance from peaks to all points 3 dB below = 7.3 mm

Ratio of SAR at M2 to SAR at M1 = 41.8%

[Info: Interpolated medium parameters used for SAR evaluation.](#)

Maximum value of SAR (measured) = 0.905 W/kg



0 dB = 0.905 W/kg = -0.43 dBW/kg

**n41 ANT 1**

Frequency: 2593 MHz; Duty Cycle: 1:1; Room Ambient Temperature: 24.0°C; Liquid Temperature: 23.0°C  
Medium parameters used (interpolated):  $f = 2593$  MHz;  $\sigma = 1.966$  S/m;  $\epsilon_r = 37.197$ ;  $\rho = 1000$  kg/m<sup>3</sup>

Dasy Configuration:

- Area Scan Setting: Find Secondary Maximum within 2.0 dB and with a peak SAR value greater than 0.0012 W/kg
- Electronics: DAE4 Sn1433; Calibrated: 2/23/2022
- Probe: EX3DV4 - SN3929; ConvF(6.98, 6.98, 6.98) @ 2593 MHz; Calibrated: 3/23/2022
- Sensor-Surface: 1.4mm (Mechanical Surface Detection)
- Phantom: Twin-SAM V8.0 (20deg probe tilt); Type: QD 000 P41 AA; Serial: 1956

**Edge 2/Pi/2 BPSK RB 1,136 Ch 518598/Area Scan (7x16x1):** Measurement grid: dx=12mm, dy=12mm

[Info: Interpolated medium parameters used for SAR evaluation.](#)

Maximum value of SAR (measured) = 1.35 W/kg

**Edge 2/Pi/2 BPSK RB 1,136 Ch 518598/Zoom Scan (7x7x7)/Cube 0:** Measurement grid: dx=5mm, dy=5mm, dz=5mm

Reference Value = 23.86 V/m; Power Drift = 0.09 dB

Peak SAR (extrapolated) = 1.78 W/kg

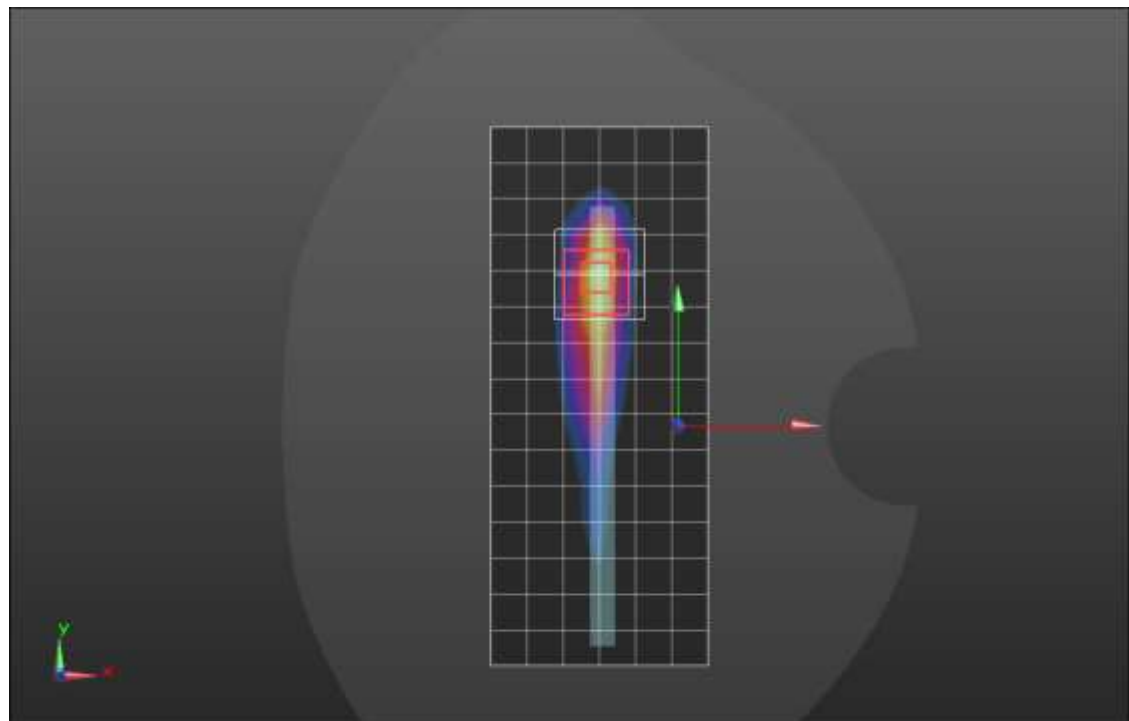
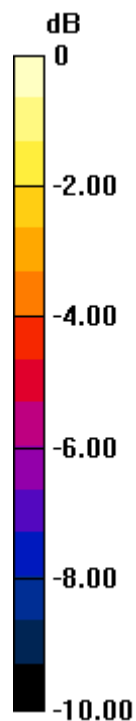
**SAR(1 g) = 0.737 W/kg; SAR(10 g) = 0.297 W/kg**

Smallest distance from peaks to all points 3 dB below = 7 mm

Ratio of SAR at M2 to SAR at M1 = 42.5%

[Info: Interpolated medium parameters used for SAR evaluation.](#)

Maximum value of SAR (measured) = 1.38 W/kg



0 dB = 1.38 W/kg = 1.40 dBW/kg

**n41 ANT 2**

Frequency: 2593 MHz; Duty Cycle: 1:1; Room Ambient Temperature: 24.0°C; Liquid Temperature: 23.0°C  
Medium parameters used (interpolated):  $f = 2593$  MHz;  $\sigma = 1.966$  S/m;  $\epsilon_r = 40.633$ ;  $\rho = 1000$  kg/m<sup>3</sup>

Dasy Configuration:

- Area Scan Setting: Find Secondary Maximum within 2.0 dB and with a peak SAR value greater than 0.0012 W/kg
- Electronics: DAE4 Sn1434; Calibrated: 11/11/2021
- Probe: EX3DV4 - SN7569; ConvF(7.45, 7.45, 7.45) @ 2593 MHz; Calibrated: 4/26/2022
- Sensor-Surface: 1.4mm (Mechanical Surface Detection (Locations From Previous Scan Used)), Sensor-Surface: 1.4mm (Mechanical Surface Detection)
- Phantom: Twin-SAM V8.0 (20deg probe tilt); Type: QD 000 P41 AA; Serial: 1956

**RHS/Touch\_Pi/2 BPSK RB 135,67 Ch 518598/Area Scan (10x16x1):** Measurement grid: dx=12mm, dy=12mm

[Info: Interpolated medium parameters used for SAR evaluation.](#)

Maximum value of SAR (measured) = 1.35 W/kg

**RHS/Touch\_Pi/2 BPSK RB 135,67 Ch 518598/Zoom Scan (7x7x7)/Cube 0:** Measurement grid: dx=5mm, dy=5mm, dz=5mm

Reference Value = 17.24 V/m; Power Drift = 0.00 dB

Peak SAR (extrapolated) = 2.51 W/kg

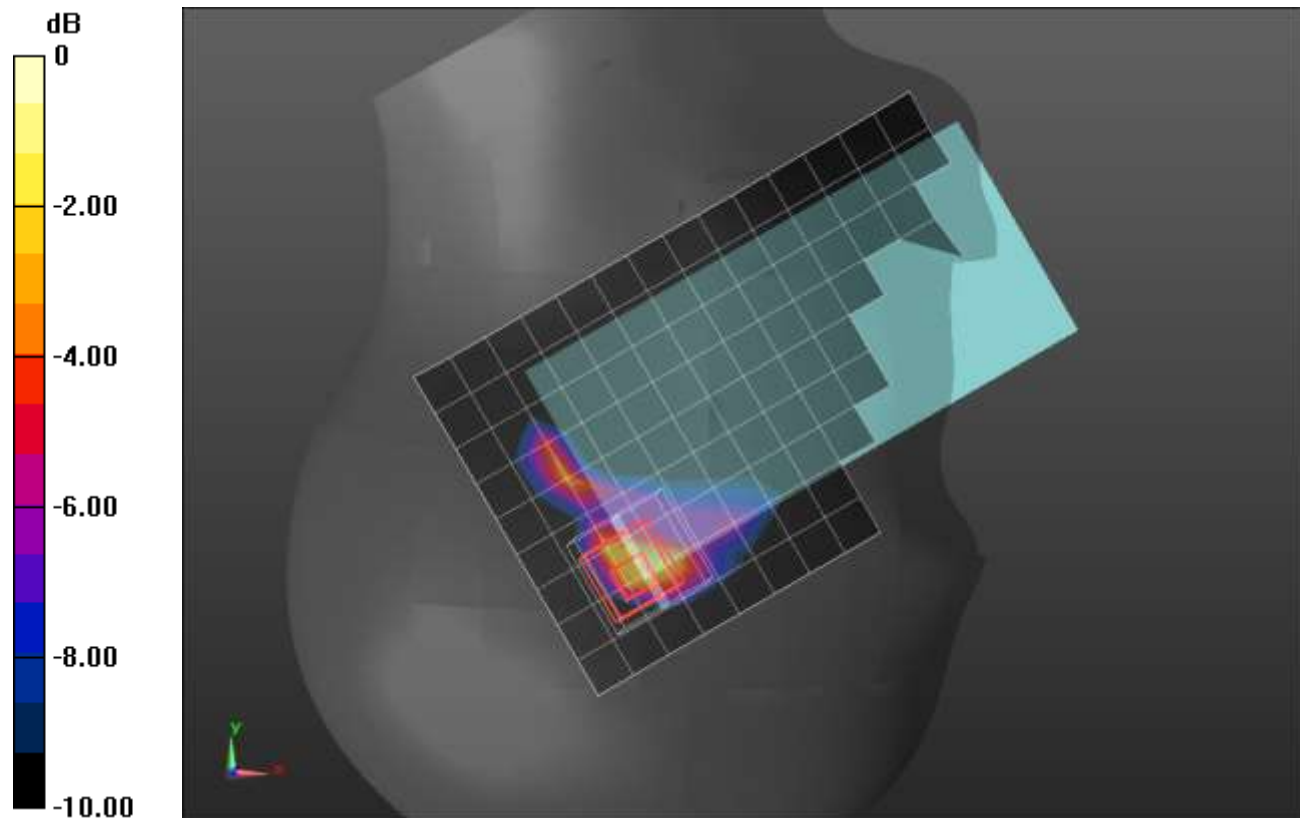
**SAR(1 g) = 0.904 W/kg; SAR(10 g) = 0.343 W/kg**

Smallest distance from peaks to all points 3 dB below = 5.4 mm

Ratio of SAR at M2 to SAR at M1 = 37.4%

[Info: Interpolated medium parameters used for SAR evaluation.](#)

Maximum value of SAR (measured) = 1.82 W/kg



**n41 ANT 2**

Frequency: 2593 MHz; Duty Cycle: 1:1; Room Ambient Temperature: 24.0°C; Liquid Temperature: 23.0°C  
Medium parameters used (interpolated):  $f = 2593$  MHz;  $\sigma = 1.966$  S/m;  $\epsilon_r = 40.633$ ;  $\rho = 1000$  kg/m<sup>3</sup>

Dasy Configuration:

- Area Scan Setting: Find Secondary Maximum within 2.0 dB and with a peak SAR value greater than 0.0012 W/kg
- Electronics: DAE4 Sn1434; Calibrated: 11/11/2021
- Probe: EX3DV4 - SN7569; ConvF(7.45, 7.45, 7.45) @ 2593 MHz; Calibrated: 4/26/2022
- Sensor-Surface: 1.4mm (Mechanical Surface Detection)
- Phantom: Twin-SAM V8.0 (20deg probe tilt); Type: QD 000 P41 AA; Serial: 1956

**Rear/Pi/2 BPSK RB 1,136 Ch 518598/Area Scan (10x16x1):** Measurement grid: dx=12mm, dy=12mm

[Info: Interpolated medium parameters used for SAR evaluation.](#)

Maximum value of SAR (measured) = 1.36 W/kg

**Rear/Pi/2 BPSK RB 1,136 Ch 518598/Zoom Scan (7x7x7)/Cube 0:** Measurement grid: dx=5mm, dy=5mm, dz=5mm

Reference Value = 24.30 V/m; Power Drift = 0.08 dB

Peak SAR (extrapolated) = 2.19 W/kg

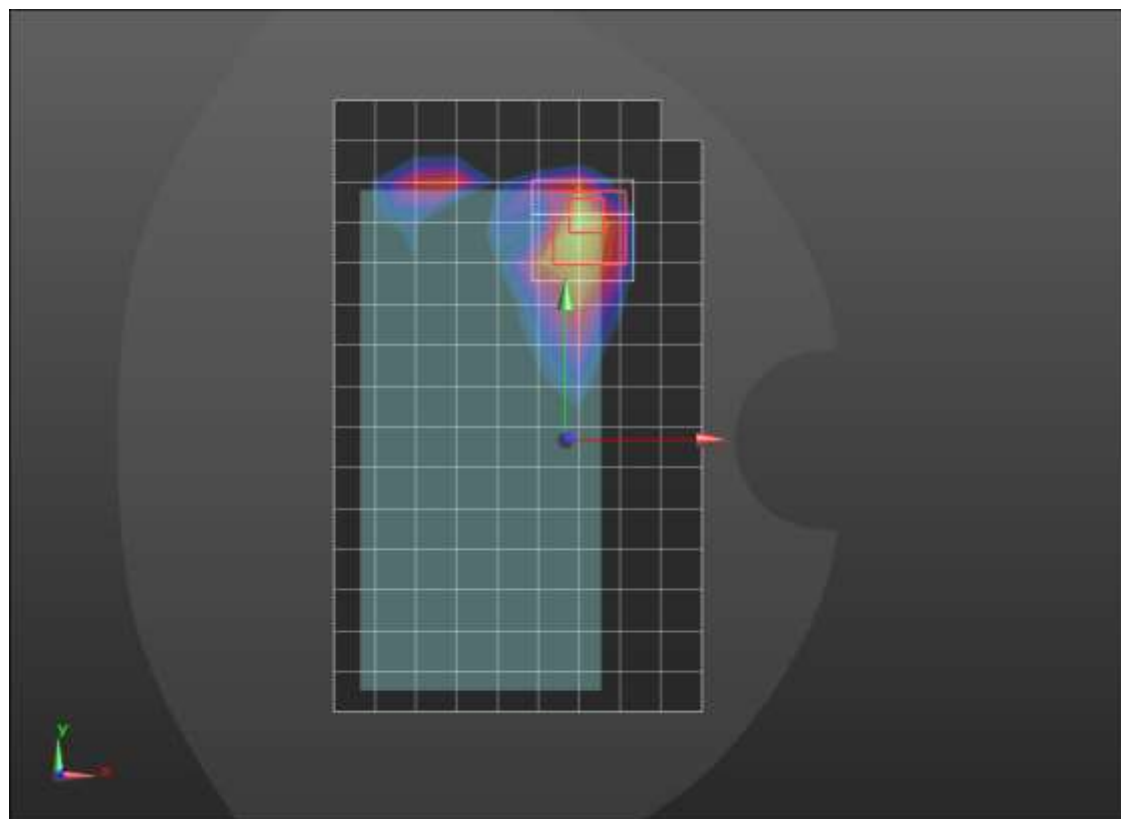
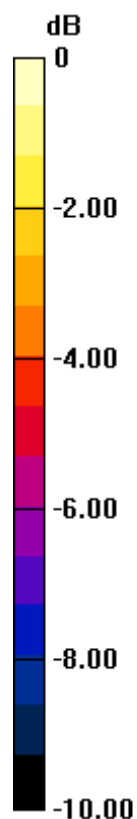
**SAR(1 g) = 0.857 W/kg; SAR(10 g) = 0.342 W/kg**

Smallest distance from peaks to all points 3 dB below = 5 mm

Ratio of SAR at M2 to SAR at M1 = 41.1%

[Info: Interpolated medium parameters used for SAR evaluation.](#)

Maximum value of SAR (measured) = 1.68 W/kg



0 dB = 1.68 W/kg = 2.25 dBW/kg

**n41 ANT 3**

Frequency: 2593 MHz; Duty Cycle: 1:1; Room Ambient Temperature: 24.0°C; Liquid Temperature: 23.0°C  
Medium parameters used (interpolated):  $f = 2593$  MHz;  $\sigma = 1.966$  S/m;  $\epsilon_r = 37.197$ ;  $\rho = 1000$  kg/m<sup>3</sup>

Dasy Configuration:

- Area Scan Setting: Find Secondary Maximum within 2.0 dB and with a peak SAR value greater than 0.0012 W/kg
- Electronics: DAE4 Sn1433; Calibrated: 2/23/2022
- Probe: EX3DV4 - SN3929; ConvF(6.98, 6.98, 6.98) @ 2593 MHz; Calibrated: 3/23/2022
- Sensor-Surface: 1.4mm (Mechanical Surface Detection (Locations From Previous Scan Used)), Sensor-Surface: 1.4mm (Mechanical Surface Detection)
- Phantom: Twin-SAM V8.0 (20deg probe tilt); Type: QD 000 P41 AA; Serial: 1956

**LHS/Touch\_Pi/2 BPSK RB 135,67 Ch 518598/Area Scan (10x16x1):** Measurement grid: dx=12mm, dy=12mm

[Info: Interpolated medium parameters used for SAR evaluation.](#)

Maximum value of SAR (measured) = 0.764 W/kg

**LHS/Touch\_Pi/2 BPSK RB 135,67 Ch 518598/Zoom Scan (7x7x7)/Cube 0:** Measurement grid: dx=5mm, dy=5mm, dz=5mm

Reference Value = 18.25 V/m; Power Drift = 0.01 dB

Peak SAR (extrapolated) = 1.02 W/kg

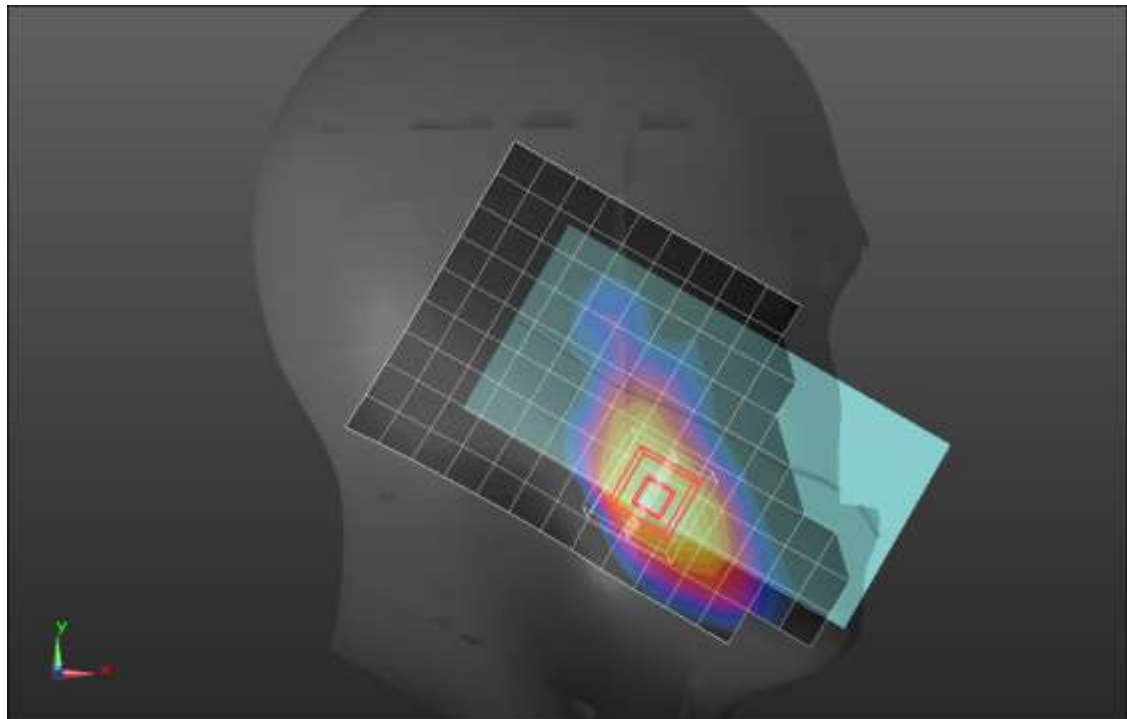
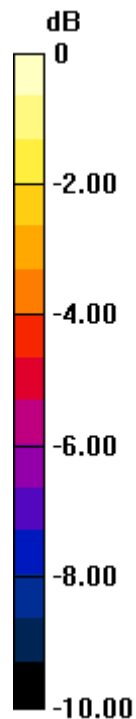
**SAR(1 g) = 0.560 W/kg; SAR(10 g) = 0.295 W/kg**

Smallest distance from peaks to all points 3 dB below = 11.2 mm

Ratio of SAR at M2 to SAR at M1 = 55.4%

[Info: Interpolated medium parameters used for SAR evaluation.](#)

Maximum value of SAR (measured) = 0.857 W/kg



0 dB = 0.857 W/kg = -0.67 dBW/kg

**n41 ANT 3**

Frequency: 2593 MHz; Duty Cycle: 1:1; Room Ambient Temperature: 24.0°C; Liquid Temperature: 23.0°C  
Medium parameters used (interpolated):  $f = 2593$  MHz;  $\sigma = 1.992$  S/m;  $\epsilon_r = 40.186$ ;  $\rho = 1000$  kg/m<sup>3</sup>

Dasy Configuration:

- Area Scan Setting: Find Secondary Maximum within 2.0 dB and with a peak SAR value greater than 0.0012 W/kg
- Electronics: DAE4ip Sn1621; Calibrated: 4/21/2022
- Probe: EX3DV4 - SN3990; ConvF(7.53, 7.53, 7.53) @ 2593 MHz; Calibrated: 2/25/2022
- Sensor-Surface: 1.4mm (Mechanical Surface Detection)
- Phantom: Twin-SAM V8.0 (30deg probe tilt); Type: QD 000 P41 Ax; Serial: xxxx

**Rear/Pi/2 BPSK RB 1,136 Ch 518598/Area Scan (9x15x1):** Measurement grid: dx=12mm, dy=12mm

[Info: Interpolated medium parameters used for SAR evaluation.](#)

Maximum value of SAR (measured) = 0.884 W/kg

**Rear/Pi/2 BPSK RB 1,136 Ch 518598/Zoom Scan (7x10x7)/Cube 0:** Measurement grid: dx=5mm, dy=5mm, dz=5mm

Reference Value = 18.84 V/m; Power Drift = 0.10 dB

Peak SAR (extrapolated) = 1.28 W/kg

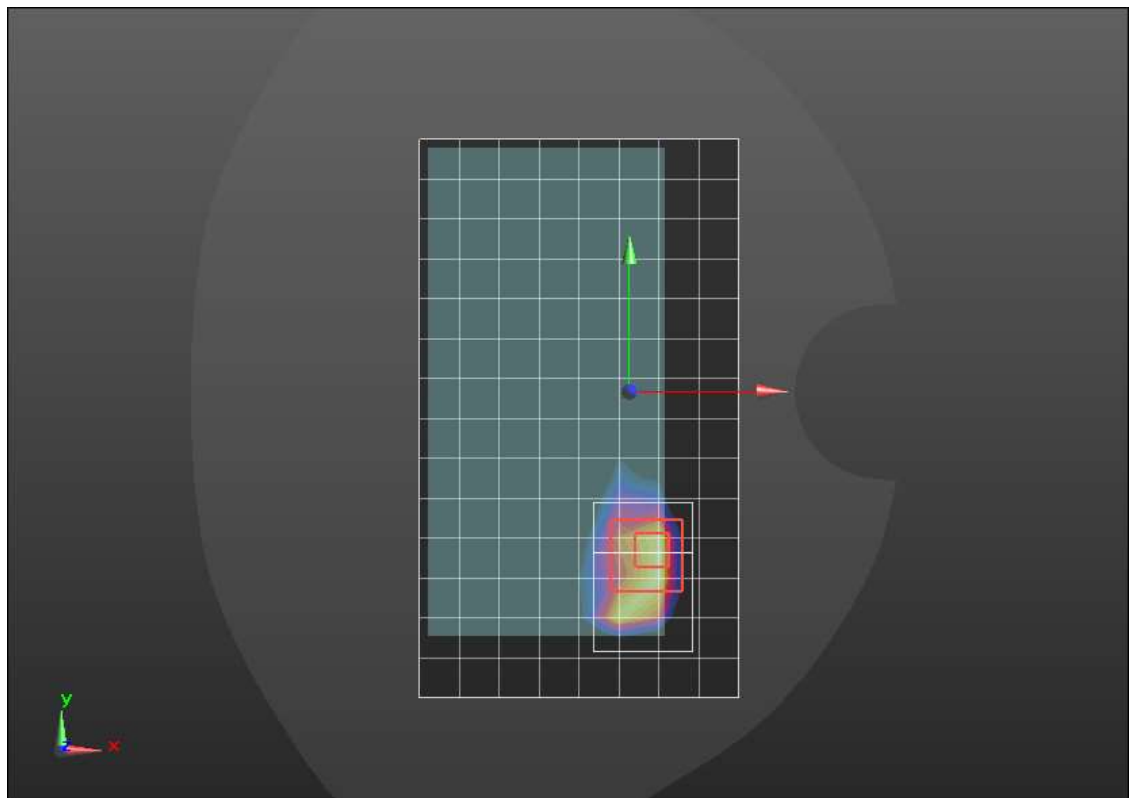
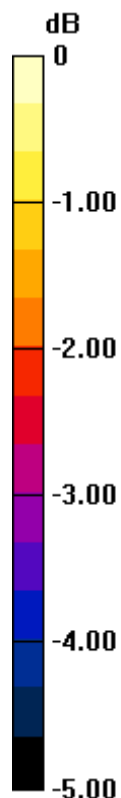
**SAR(1 g) = 0.553 W/kg; SAR(10 g) = 0.254 W/kg**

Smallest distance from peaks to all points 3 dB below = 7.3 mm

Ratio of SAR at M2 to SAR at M1 = 45.2%

[Info: Interpolated medium parameters used for SAR evaluation.](#)

Maximum value of SAR (measured) = 0.968 W/kg



0 dB = 0.968 W/kg = -0.14 dBW/kg

**n41 ANT 3**

Frequency: 2593 MHz; Duty Cycle: 1:1; Room Ambient Temperature: 24.0°C; Liquid Temperature: 23.0°C  
 Medium parameters used (interpolated):  $f = 2593$  MHz;  $\sigma = 1.992$  S/m;  $\epsilon_r = 40.186$ ;  $\rho = 1000$  kg/m<sup>3</sup>

Dasy Configuration:

- Area Scan Setting: Find Secondary Maximum within 2.0 dB and with a peak SAR value greater than 0.0012 W/kg
- Electronics: DAE4ip Sn1621; Calibrated: 4/21/2022
- Probe: EX3DV4 - SN3990; ConvF(7.53, 7.53, 7.53) @ 2593 MHz; Calibrated: 2/25/2022
- Sensor-Surface: 1.4mm (Mechanical Surface Detection)
- Phantom: Twin-SAM V8.0 (30deg probe tilt); Type: QD 000 P41 Ax; Serial: xxxx

**Edge 4/Pi/2 BPSK RB 1,136 Ch 518598/Area Scan (7x16x1):** Measurement grid: dx=12mm, dy=12mm

[Info: Interpolated medium parameters used for SAR evaluation.](#)

Maximum value of SAR (measured) = 0.975 W/kg

**Edge 4/Pi/2 BPSK RB 1,136 Ch 518598/Zoom Scan (7x7x7)/Cube 0:** Measurement grid: dx=5mm, dy=5mm, dz=5mm

Reference Value = 19.83 V/m; Power Drift = -0.10 dB

Peak SAR (extrapolated) = 1.82 W/kg

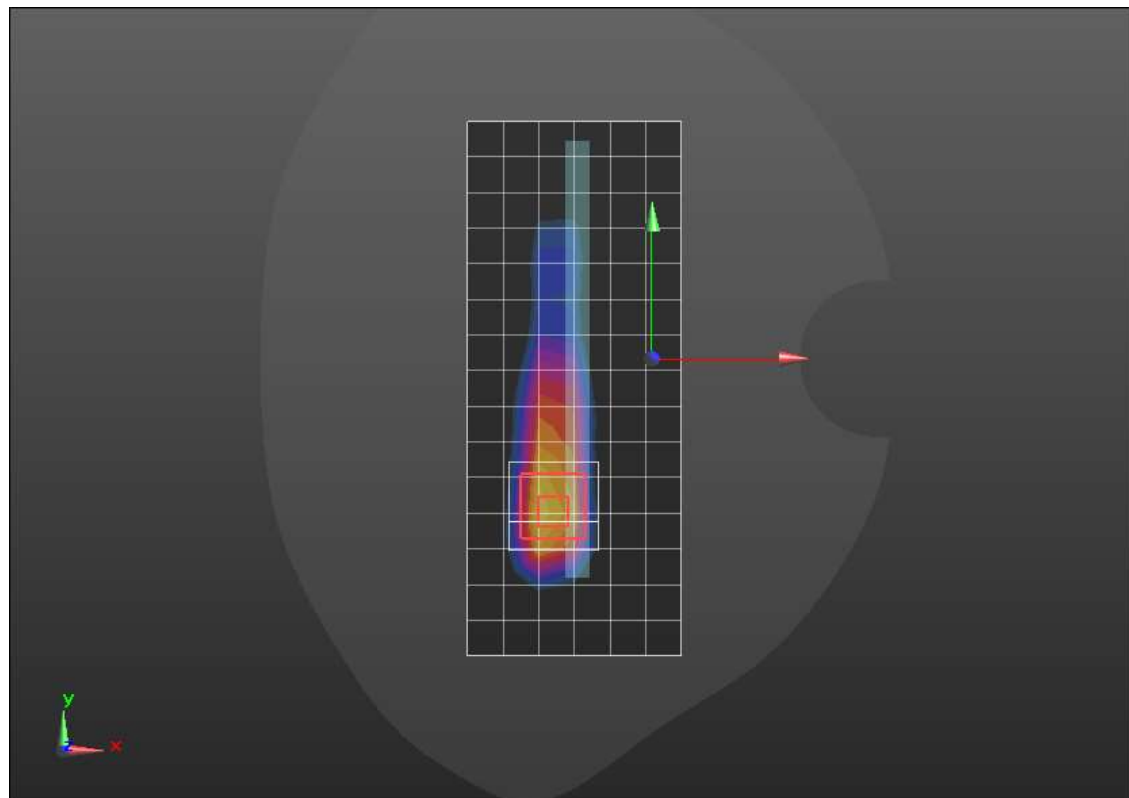
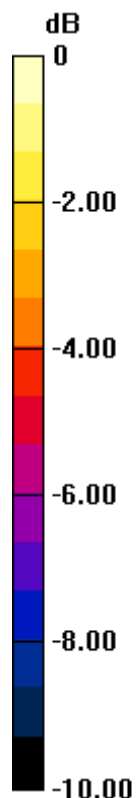
**SAR(1 g) = 0.739 W/kg; SAR(10 g) = 0.308 W/kg**

Smallest distance from peaks to all points 3 dB below = 7 mm

Ratio of SAR at M2 to SAR at M1 = 41%

[Info: Interpolated medium parameters used for SAR evaluation.](#)

Maximum value of SAR (measured) = 1.37 W/kg



0 dB = 1.37 W/kg = 1.37 dBW/kg



**n41 ANT 4**

Frequency: 2593 MHz; Duty Cycle: 1:1; Room Ambient Temperature: 24.0°C; Liquid Temperature: 23.0°C  
Medium parameters used (interpolated):  $f = 2593$  MHz;  $\sigma = 1.89$  S/m;  $\epsilon_r = 38.544$ ;  $\rho = 1000$  kg/m<sup>3</sup>

Dasy Configuration:

- Area Scan Setting: Find Secondary Maximum within 2.0 dB and with a peak SAR value greater than 0.0012 W/kg
- Electronics: DAE4 Sn1359; Calibrated: 1/7/2022
- Probe: EX3DV4 - SN3991; ConvF(7.9, 7.9, 7.9) @ 2593 MHz; Calibrated: 8/20/2021
- Sensor-Surface: 1.4mm (Mechanical Surface Detection (Locations From Previous Scan Used)), Sensor-Surface: 1.4mm (Mechanical Surface Detection)
- Phantom: Twin-SAM V8.0 (20deg probe tilt); Type: QD 000 P41 AA; Serial: 1956

**LHS/Touch\_Pi/2 BPSK RB 135,67 Ch 518598/Area Scan (10x16x1):** Measurement grid: dx=12mm, dy=12mm

[Info: Interpolated medium parameters used for SAR evaluation.](#)

Maximum value of SAR (measured) = 1.35 W/kg

**LHS/Touch\_Pi/2 BPSK RB 135,67 Ch 518598/Zoom Scan (7x7x7)/Cube 0:** Measurement grid: dx=5mm, dy=5mm, dz=5mm

Reference Value = 21.87 V/m; Power Drift = 0.08 dB

Peak SAR (extrapolated) = 1.62 W/kg

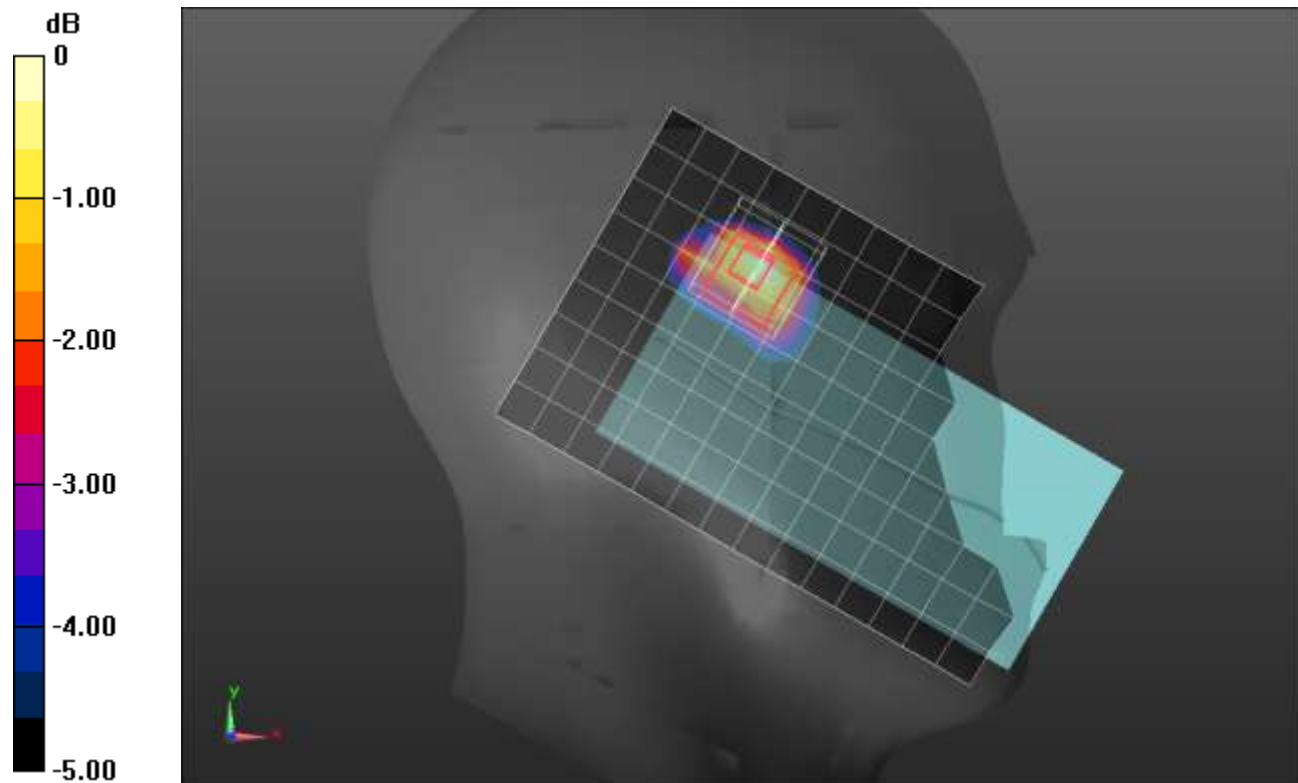
**SAR(1 g) = 0.721 W/kg; SAR(10 g) = 0.375 W/kg**

Smallest distance from peaks to all points 3 dB below = 9.1 mm

Ratio of SAR at M2 to SAR at M1 = 42.9%

[Info: Interpolated medium parameters used for SAR evaluation.](#)

Maximum value of SAR (measured) = 1.20 W/kg





**n41 ANT 4**

Frequency: 2593 MHz; Duty Cycle: 1:1; Room Ambient Temperature: 24.0°C; Liquid Temperature: 23.0°C  
Medium parameters used (interpolated):  $f = 2593$  MHz;  $\sigma = 1.992$  S/m;  $\epsilon_r = 40.186$ ;  $\rho = 1000$  kg/m<sup>3</sup>

Dasy Configuration:

- Area Scan Setting: Find Secondary Maximum within 2.0 dB and with a peak SAR value greater than 0.0012 W/kg
- Electronics: DAE4ip Sn1621; Calibrated: 4/21/2022
- Probe: EX3DV4 - SN3990; ConvF(7.53, 7.53, 7.53) @ 2593 MHz; Calibrated: 2/25/2022
- Sensor-Surface: 1.4mm (Mechanical Surface Detection (Locations From Previous Scan Used)), Sensor-Surface: 1.4mm (Mechanical Surface Detection)
- Phantom: Twin-SAM V8.0 (30deg probe tilt); Type: QD 000 P41 Ax; Serial: xxxx

**Rear/Pi/2 BPSK RB 135,67 Ch 518598/Area Scan (10x16x1):** Measurement grid: dx=12mm, dy=12mm

[Info: Interpolated medium parameters used for SAR evaluation.](#)

Maximum value of SAR (measured) = 1.07 W/kg

**Rear/Pi/2 BPSK RB 135,67 Ch 518598/Zoom Scan (8x8x7)/Cube 0:** Measurement grid: dx=5mm, dy=5mm, dz=5mm

Reference Value = 21.48 V/m; Power Drift = -0.17 dB

Peak SAR (extrapolated) = 1.69 W/kg

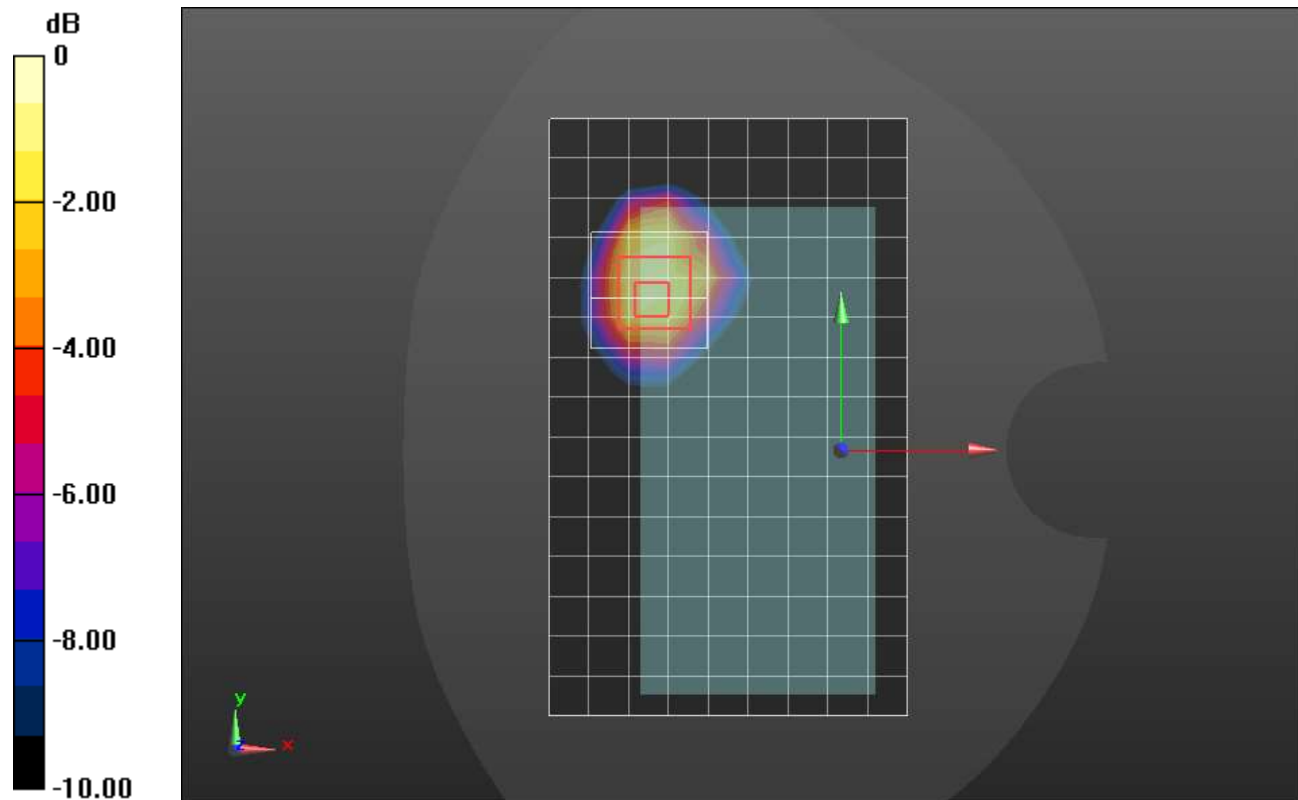
**SAR(1 g) = 0.776 W/kg; SAR(10 g) = 0.394 W/kg**

Smallest distance from peaks to all points 3 dB below = 11.3 mm

Ratio of SAR at M2 to SAR at M1 = 50.9%

[Info: Interpolated medium parameters used for SAR evaluation.](#)

Maximum value of SAR (measured) = 1.25 W/kg



0 dB = 1.25 W/kg = 0.97 dBW/kg

**n53 ANT 1**

Frequency: 2489.3 MHz; Duty Cycle: 1:1; Room Ambient Temperature: 24.0°C; Liquid Temperature: 23.0°C  
Medium parameters used:  $f = 2490$  MHz;  $\sigma = 1.836$  S/m;  $\epsilon_r = 38.479$ ;  $\rho = 1000$  kg/m<sup>3</sup>

Dasy Configuration:

- Area Scan Setting: Find Secondary Maximum within 2.0 dB and with a peak SAR value greater than 0.0012 W/kg
- Electronics: DAE4 Sn1352; Calibrated: 11/9/2021
- Probe: EX3DV4 - SN3773; ConvF(7.17, 7.17, 7.17) @ 2489.3 MHz; Calibrated: 2/28/2022
- Sensor-Surface: 1.4mm (Mechanical Surface Detection (Locations From Previous Scan Used)), Sensor-Surface: 1.4mm (Mechanical Surface Detection)
- Phantom: Twin-SAM V5.0 (30deg probe tilt); Type: QD 000 P40 CD; Serial: 1740

**RHS/Touch\_Pi/2 BPSK RB 12,6 Ch 497860/Area Scan (10x17x1):** Measurement grid: dx=12mm, dy=12mm

Maximum value of SAR (measured) = 0.177 W/kg

**RHS/Touch\_Pi/2 BPSK RB 12,6 Ch 497860/Zoom Scan (7x7x7)/Cube 0:** Measurement grid: dx=5mm, dy=5mm, dz=5mm

Reference Value = 8.846 V/m; Power Drift = 0.07 dB

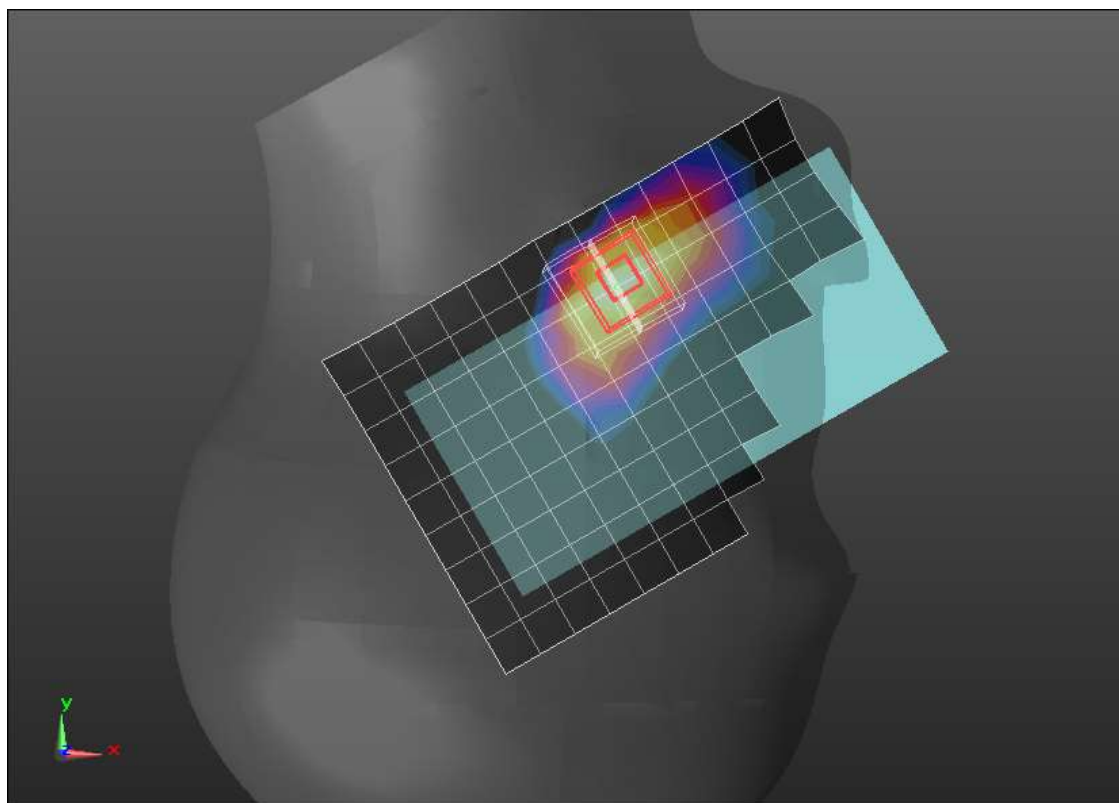
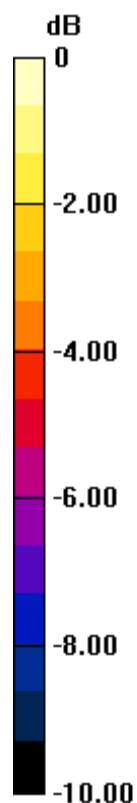
Peak SAR (extrapolated) = 0.212 W/kg

**SAR(1 g) = 0.109 W/kg; SAR(10 g) = 0.057 W/kg**

Smallest distance from peaks to all points 3 dB below = 9.8 mm

Ratio of SAR at M2 to SAR at M1 = 53.1%

Maximum value of SAR (measured) = 0.170 W/kg



0 dB = 0.170 W/kg = -7.70 dBW/kg

**n53 ANT 1**

Frequency: 2489.3 MHz; Duty Cycle: 1:1; Room Ambient Temperature: 24.0°C; Liquid Temperature: 23.0°C  
Medium parameters used:  $f = 2490$  MHz;  $\sigma = 1.836$  S/m;  $\epsilon_r = 38.479$ ;  $\rho = 1000$  kg/m<sup>3</sup>

Dasy Configuration:

- Area Scan Setting: Find Secondary Maximum within 2.0 dB and with a peak SAR value greater than 0.0012 W/kg
- Electronics: DAE4 Sn1352; Calibrated: 11/9/2021
- Probe: EX3DV4 - SN3773; ConvF(7.17, 7.17, 7.17) @ 2489.3 MHz; Calibrated: 2/28/2022
- Sensor-Surface: 1.4mm (Mechanical Surface Detection)
- Phantom: Twin-SAM V5.0 (30deg probe tilt); Type: QD 000 P40 CD; Serial: 1740

**Rear/Pi/2 BPSK RB 1,11 Ch 497860/Area Scan (10x17x1):** Measurement grid: dx=12mm, dy=12mm  
Maximum value of SAR (measured) = 0.772 W/kg

**Rear/Pi/2 BPSK RB 1,11 Ch 497860/Zoom Scan (8x8x7)/Cube 0:** Measurement grid: dx=5mm, dy=5mm, dz=5mm

Reference Value = 18.52 V/m; Power Drift = -0.13 dB

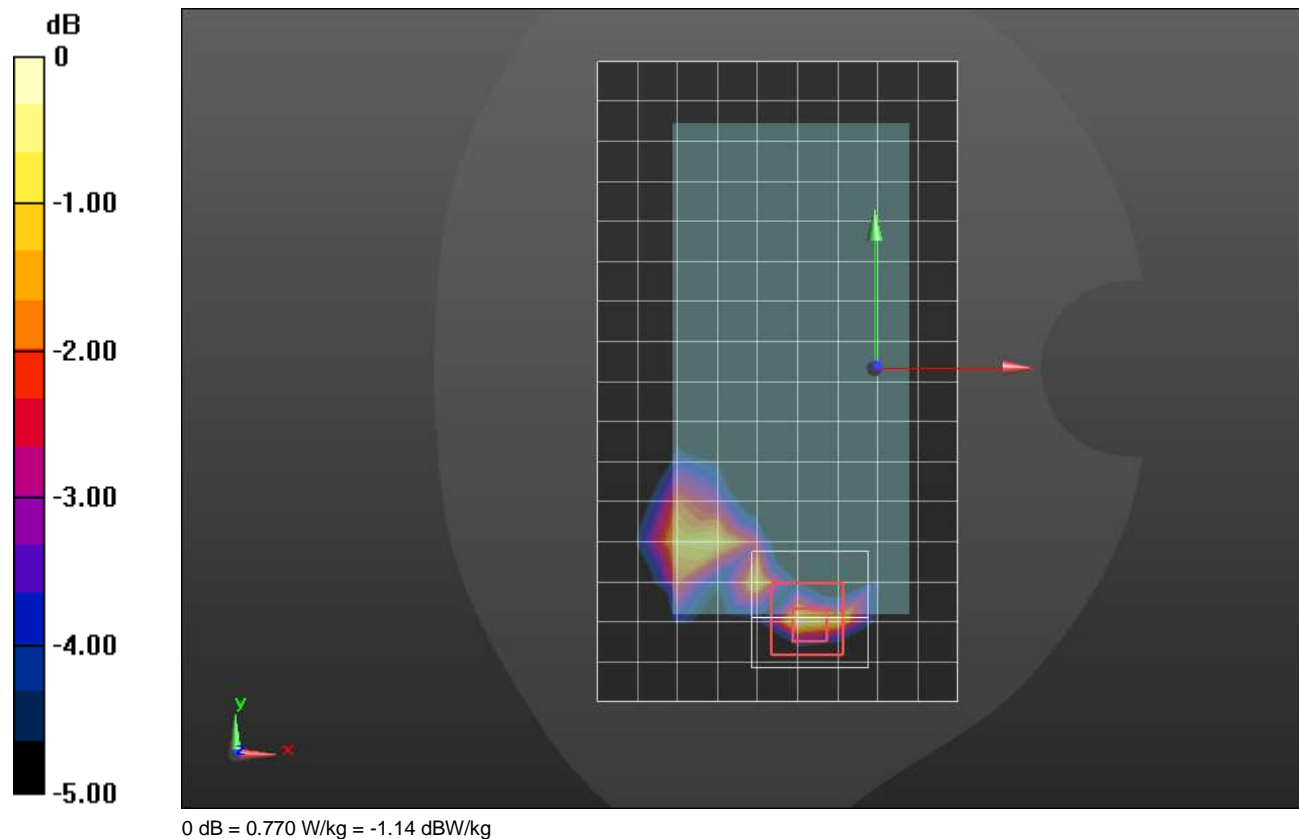
Peak SAR (extrapolated) = 1.07 W/kg

**SAR(1 g) = 0.430 W/kg; SAR(10 g) = 0.175 W/kg**

Smallest distance from peaks to all points 3 dB below = 6.1 mm

Ratio of SAR at M2 to SAR at M1 = 41.4%

Maximum value of SAR (measured) = 0.770 W/kg



**n53 ANT 1**

Frequency: 2489.3 MHz; Duty Cycle: 1:1; Room Ambient Temperature: 24.0°C; Liquid Temperature: 23.0°C  
Medium parameters used:  $f = 2490$  MHz;  $\sigma = 1.836$  S/m;  $\epsilon_r = 38.479$ ;  $\rho = 1000$  kg/m<sup>3</sup>

Dasy Configuration:

- Area Scan Setting: Find Secondary Maximum within 2.0 dB and with a peak SAR value greater than 0.0012 W/kg
- Electronics: DAE4 Sn1352; Calibrated: 11/9/2021
- Probe: EX3DV4 - SN3773; ConvF(7.17, 7.17, 7.17) @ 2489.3 MHz; Calibrated: 2/28/2022
- Sensor-Surface: 1.4mm (Mechanical Surface Detection)
- Phantom: Twin-SAM V5.0 (30deg probe tilt); Type: QD 000 P40 CD; Serial: 1740

**Edge 3/Pi/2 BPSK RB 1,11 Ch 497860/Area Scan (7x9x1):** Measurement grid: dx=12mm, dy=12mm  
Maximum value of SAR (measured) = 0.789 W/kg

**Edge 3/Pi/2 BPSK RB 1,11 Ch 497860/Zoom Scan (7x7x7)/Cube 0:** Measurement grid: dx=5mm, dy=5mm, dz=5mm

Reference Value = 19.11 V/m; Power Drift = -0.08 dB

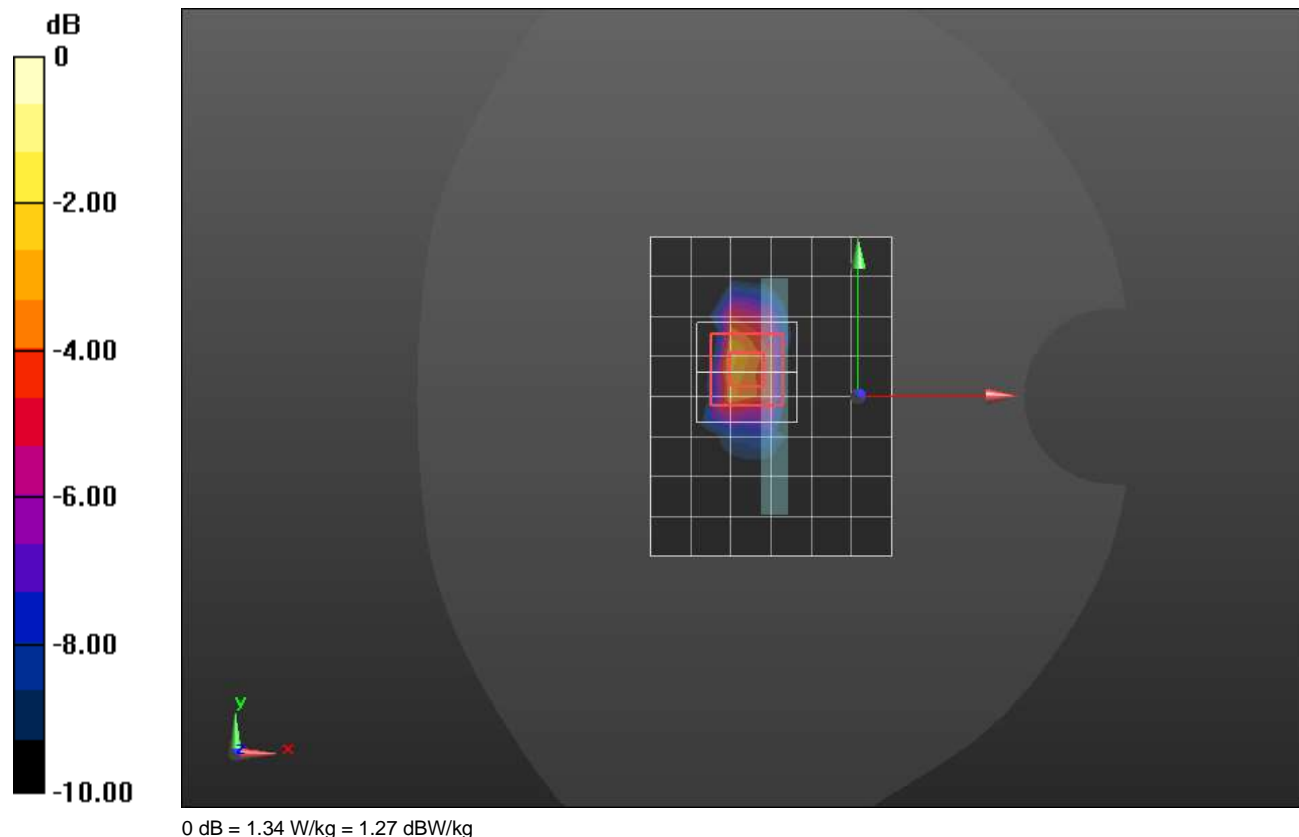
Peak SAR (extrapolated) = 1.77 W/kg

**SAR(1 g) = 0.703 W/kg; SAR(10 g) = 0.262 W/kg**

Smallest distance from peaks to all points 3 dB below = 6 mm

Ratio of SAR at M2 to SAR at M1 = 42.7%

Maximum value of SAR (measured) = 1.34 W/kg



**n53 ANT 2**

Frequency: 2489.3 MHz; Duty Cycle: 1:1; Room Ambient Temperature: 24.0°C; Liquid Temperature: 23.0°C  
Medium parameters used:  $f = 2490$  MHz;  $\sigma = 1.836$  S/m;  $\epsilon_r = 38.479$ ;  $\rho = 1000$  kg/m<sup>3</sup>

Dasy Configuration:

- Area Scan Setting: Find Secondary Maximum within 2.0 dB and with a peak SAR value greater than 0.0012 W/kg
- Electronics: DAE4 Sn1352; Calibrated: 11/9/2021
- Probe: EX3DV4 - SN3773; ConvF(7.17, 7.17, 7.17) @ 2489.3 MHz; Calibrated: 2/28/2022
- Sensor-Surface: 1.4mm (Mechanical Surface Detection (Locations From Previous Scan Used)), Sensor-Surface: 1.4mm (Mechanical Surface Detection)
- Phantom: Twin-SAM V5.0 (30deg probe tilt); Type: QD 000 P40 CD; Serial: 1740

**RHS/Touch\_Pi/2 BPSK RB 12,6 Ch 497860/Area Scan (10x16x1):** Measurement grid:  $dx=12$ mm,  $dy=12$ mm

Maximum value of SAR (measured) = 1.19 W/kg

**RHS/Touch\_Pi/2 BPSK RB 12,6 Ch 497860/Zoom Scan (7x7x7)/Cube 0:** Measurement grid:  $dx=5$ mm,  $dy=5$ mm,  $dz=5$ mm

Reference Value = 20.04 V/m; Power Drift = 0.18 dB

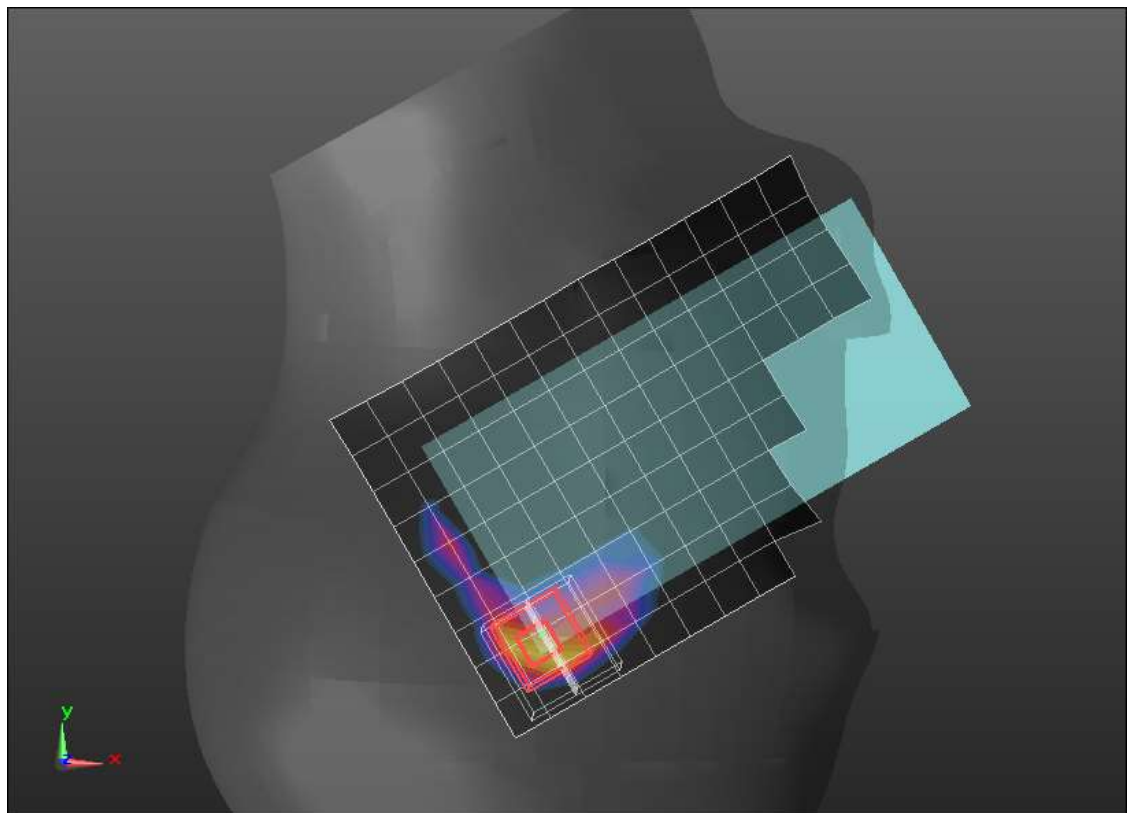
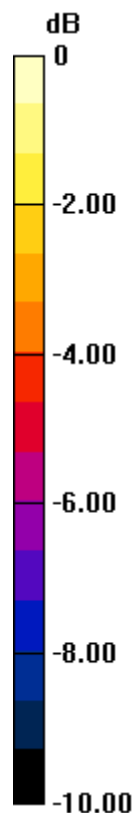
Peak SAR (extrapolated) = 2.47 W/kg

**SAR(1 g) = 0.859 W/kg; SAR(10 g) = 0.335 W/kg**

Smallest distance from peaks to all points 3 dB below = 4.5 mm

Ratio of SAR at M2 to SAR at M1 = 35%

Maximum value of SAR (measured) = 1.73 W/kg



0 dB = 1.73 W/kg = 2.38 dBW/kg

**n53 ANT 2**

Frequency: 2489.3 MHz; Duty Cycle: 1:1; Room Ambient Temperature: 24.0°C; Liquid Temperature: 23.0°C  
Medium parameters used:  $f = 2490$  MHz;  $\sigma = 1.836$  S/m;  $\epsilon_r = 38.479$ ;  $\rho = 1000$  kg/m<sup>3</sup>

Dasy Configuration:

- Area Scan Setting: Find Secondary Maximum within 2.0 dB and with a peak SAR value greater than 0.0012 W/kg
- Electronics: DAE4 Sn1352; Calibrated: 11/9/2021
- Probe: EX3DV4 - SN3773; ConvF(7.17, 7.17, 7.17) @ 2489.3 MHz; Calibrated: 2/28/2022
- Sensor-Surface: 1.4mm (Mechanical Surface Detection (Locations From Previous Scan Used)), Sensor-Surface: 1.4mm (Mechanical Surface Detection)
- Phantom: Twin-SAM V5.0 (30deg probe tilt); Type: QD 000 P40 CD; Serial: 1740

**Rear/Pi/2 BPSK RB 12,6 Ch 497860/Area Scan (10x17x1):** Measurement grid: dx=12mm, dy=12mm  
Maximum value of SAR (measured) = 0.837 W/kg

**Rear/Pi/2 BPSK RB 12,6 Ch 497860/Zoom Scan (8x8x7)/Cube 0:** Measurement grid: dx=5mm, dy=5mm, dz=5mm

Reference Value = 19.26 V/m; Power Drift = -0.00 dB

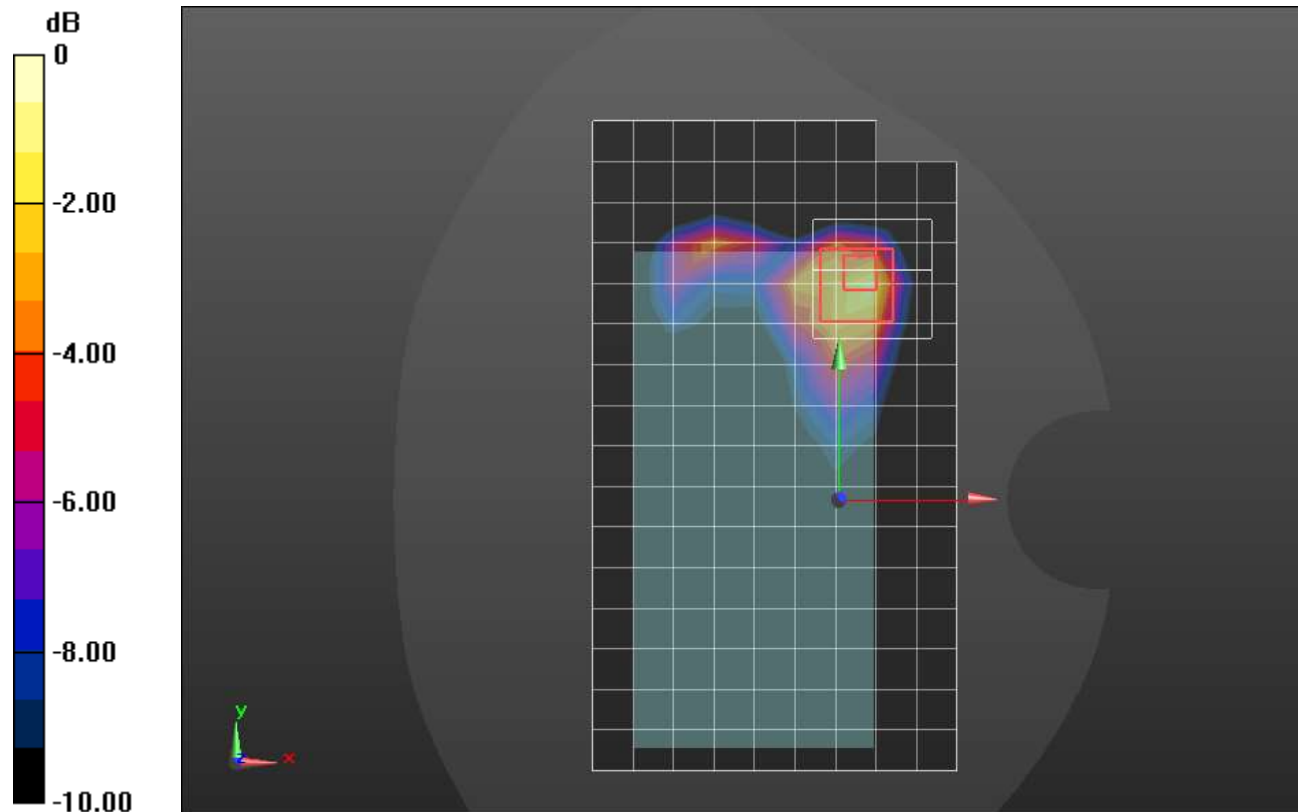
Peak SAR (extrapolated) = 1.38 W/kg

**SAR(1 g) = 0.539 W/kg; SAR(10 g) = 0.226 W/kg**

Smallest distance from peaks to all points 3 dB below = 7.1 mm

Ratio of SAR at M2 to SAR at M1 = 42.3%

Maximum value of SAR (measured) = 1.00 W/kg



**n53 ANT 2**

Frequency: 2489.3 MHz; Duty Cycle: 1:1; Room Ambient Temperature: 24.0°C; Liquid Temperature: 23.0°C  
Medium parameters used:  $f = 2490$  MHz;  $\sigma = 1.836$  S/m;  $\epsilon_r = 38.479$ ;  $\rho = 1000$  kg/m<sup>3</sup>

Dasy Configuration:

- Area Scan Setting: Find Secondary Maximum within 2.0 dB and with a peak SAR value greater than 0.0012 W/kg
- Electronics: DAE4 Sn1352; Calibrated: 11/9/2021
- Probe: EX3DV4 - SN3773; ConvF(7.17, 7.17, 7.17) @ 2489.3 MHz; Calibrated: 2/28/2022
- Sensor-Surface: 1.4mm (Mechanical Surface Detection)
- Phantom: Twin-SAM V5.0 (30deg probe tilt); Type: QD 000 P40 CD; Serial: 1740

**Edge 4/Pi/2 BPSK RB 12,6 Ch 497860/Area Scan (7x16x1):** Measurement grid: dx=12mm, dy=12mm  
Maximum value of SAR (measured) = 1.06 W/kg

**Edge 4/Pi/2 BPSK RB 12,6 Ch 497860/Zoom Scan (7x7x7)/Cube 0:** Measurement grid: dx=5mm, dy=5mm, dz=5mm

Reference Value = 21.78 V/m; Power Drift = -0.13 dB


Peak SAR (extrapolated) = 1.69 W/kg

**SAR(1 g) = 0.699 W/kg; SAR(10 g) = 0.304 W/kg**

Smallest distance from peaks to all points 3 dB below = 7 mm

Ratio of SAR at M2 to SAR at M1 = 42.1%

Maximum value of SAR (measured) = 1.28 W/kg





**n66 ANT 1**

Frequency: 1745 MHz; Duty Cycle: 1:1; Room Ambient Temperature: 24.0°C; Liquid Temperature: 23.0°C  
Medium parameters used:  $f = 1745$  MHz;  $\sigma = 1.385$  S/m;  $\epsilon_r = 40.583$ ;  $\rho = 1000$  kg/m<sup>3</sup>

Dasy Configuration:

- Area Scan Setting: Find Secondary Maximum within 2.0 dB and with a peak SAR value greater than 0.0012 W/kg
- Electronics: DAE4 Sn1258; Calibrated: 3/18/2022
- Probe: EX3DV4 - SN7498; ConvF(8.73, 8.73, 8.73) @ 1745 MHz; Calibrated: 3/24/2022
- Sensor-Surface: 1.4mm (Mechanical Surface Detection)
- Phantom: Twin-SAM V8.0 (20deg probe tilt); Type: QD 000 P41 AA; Serial: 1948

**LHS/Touch\_Pi/2 BPSK RB 108,54 Ch 349000/Area Scan (8x12x1):** Measurement grid: dx=15mm, dy=15mm

Maximum value of SAR (measured) = 0.252 W/kg

**LHS/Touch\_Pi/2 BPSK RB 108,54 Ch 349000/Zoom Scan (5x5x7)/Cube 0:** Measurement grid: dx=8mm, dy=8mm, dz=5mm

Reference Value = 12.03 V/m; Power Drift = 0.01 dB

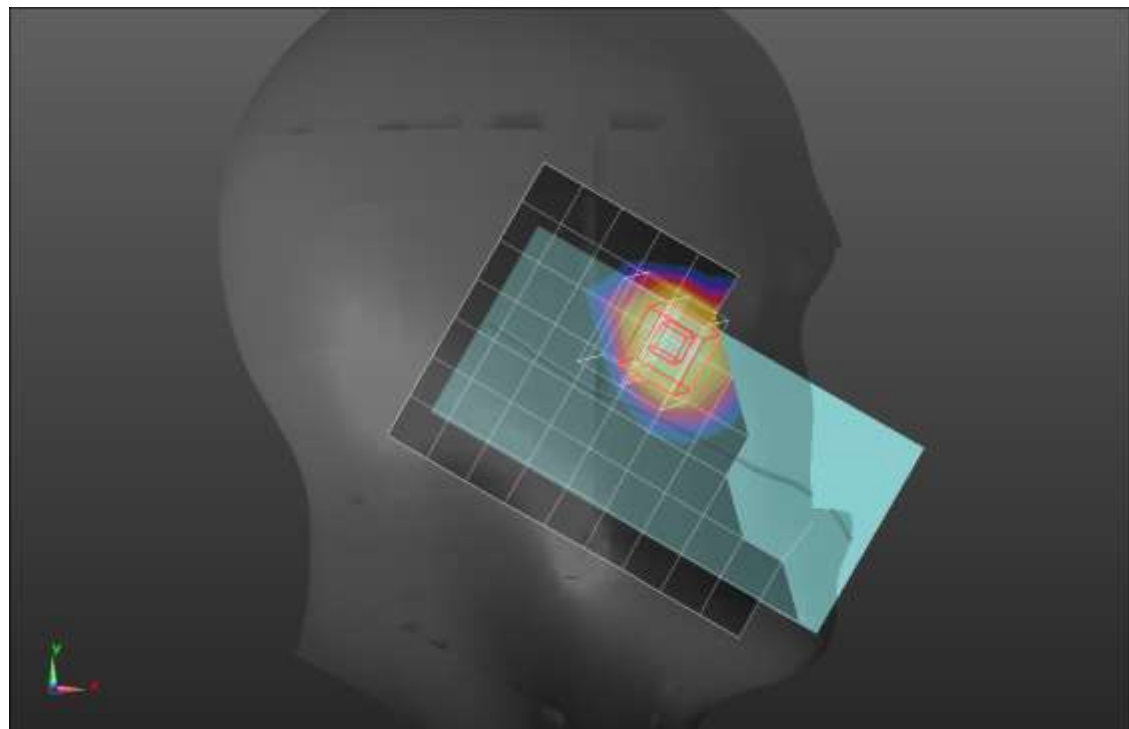
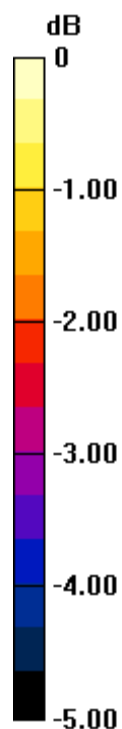
Peak SAR (extrapolated) = 0.280 W/kg

**SAR(1 g) = 0.190 W/kg; SAR(10 g) = 0.124 W/kg**

Smallest distance from peaks to all points 3 dB below = 18 mm

Ratio of SAR at M2 to SAR at M1 = 67.5%

Maximum value of SAR (measured) = 0.249 W/kg



0 dB = 0.249 W/kg = -6.04 dBW/kg

**n66 ANT 1**

Frequency: 1745 MHz; Duty Cycle: 1:1; Room Ambient Temperature: 24.0°C; Liquid Temperature: 23.0°C

Medium parameters used:  $f = 1745$  MHz;  $\sigma = 1.4$  S/m;  $\epsilon_r = 38.94$ ;  $\rho = 1000$  kg/m<sup>3</sup>

Dasy Configuration:

- Area Scan Setting: Find Secondary Maximum within 2.0 dB and with a peak SAR value greater than 0.0012 W/kg
- Electronics: DAE4 Sn1258; Calibrated: 3/18/2022
- Probe: EX3DV4 - SN7498; ConvF(8.73, 8.73, 8.73) @ 1745 MHz; Calibrated: 3/24/2022
- Sensor-Surface: 1.4mm (Mechanical Surface Detection)
- Phantom: Twin-SAM V8.0 (20deg probe tilt); Type: QD 000 P41 AA; Serial: 1948

**Rear/Pi/2 BPSK RB 108,54 Ch 349000/Area Scan (8x13x1):** Measurement grid: dx=15mm, dy=15mm

Maximum value of SAR (measured) = 0.583 W/kg

**Rear/Pi/2 BPSK RB 108,54 Ch 349000/Zoom Scan (5x5x7)/Cube 0:** Measurement grid: dx=8mm, dy=8mm, dz=5mm

Reference Value = 27.21 V/m; Power Drift = -0.08 dB

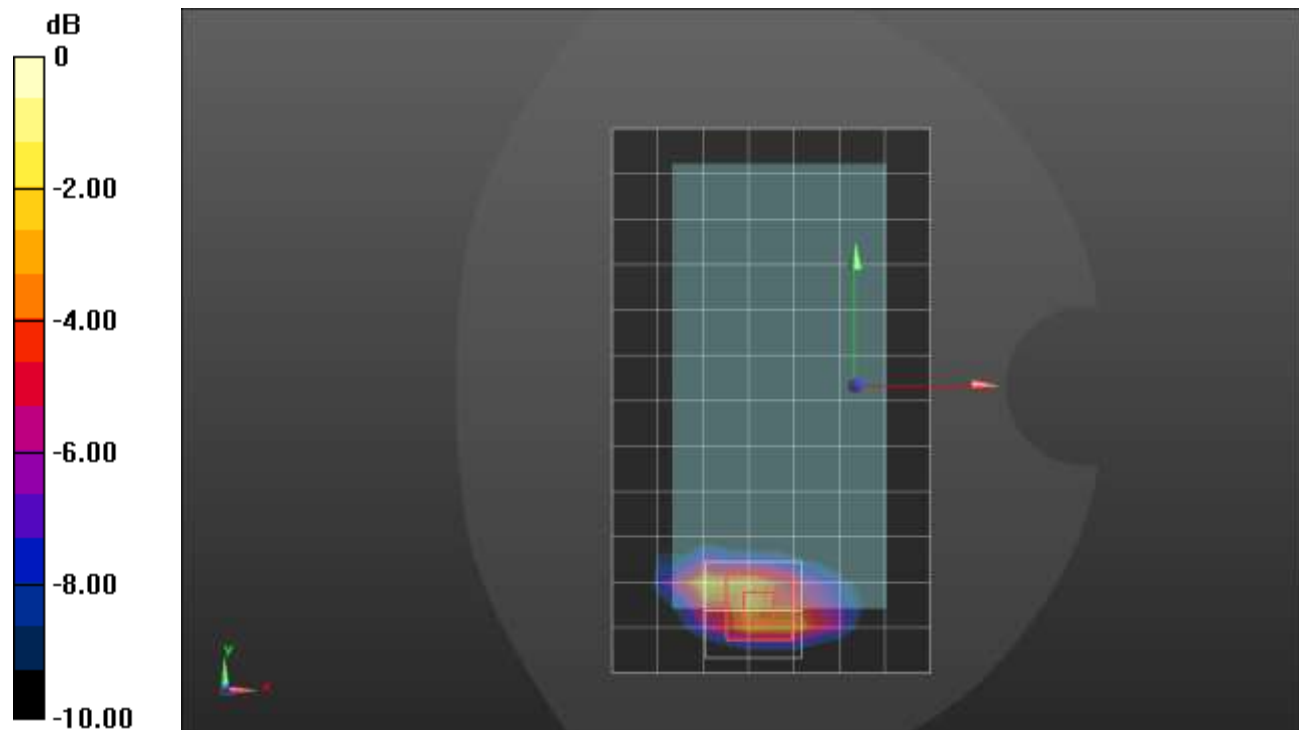
Peak SAR (extrapolated) = 1.22 W/kg

**SAR(1 g) = 0.601 W/kg; SAR(10 g) = 0.294 W/kg**

Smallest distance from peaks to all points 3 dB below = 8 mm

Ratio of SAR at M2 to SAR at M1 = 50.6%

Maximum value of SAR (measured) = 0.981 W/kg



0 dB = 0.981 W/kg = -0.08 dBW/kg

**n66 ANT 1**

Frequency: 1745 MHz; Duty Cycle: 1:1; Room Ambient Temperature: 24.0°C; Liquid Temperature: 23.0°C  
Medium parameters used:  $f = 1745$  MHz;  $\sigma = 1.402$  S/m;  $\epsilon_r = 38.419$ ;  $\rho = 1000$  kg/m<sup>3</sup>

Dasy Configuration:

- Area Scan Setting: Find Secondary Maximum within 2.0 dB and with a peak SAR value greater than 0.0012 W/kg
- Electronics: DAE4 Sn1258; Calibrated: 3/18/2022
- Probe: EX3DV4 - SN7498; ConvF(8.73, 8.73, 8.73) @ 1745 MHz; Calibrated: 3/24/2022
- Sensor-Surface: 1.4mm (Mechanical Surface Detection (Locations From Previous Scan Used)), Sensor-Surface: 1.4mm (Mechanical Surface Detection)
- Phantom: Twin-SAM V8.0 (20deg probe tilt); Type: QD 000 P41 AA; Serial: 1956

**Edge 3/Pi/2 BPSK RB 108,54 Ch 349000/Area Scan (6x8x1):** Measurement grid: dx=15mm, dy=15mm  
Maximum value of SAR (measured) = 1.17 W/kg

**Edge 3/Pi/2 BPSK RB 108,54 Ch 349000/Zoom Scan (5x5x7)/Cube 0:** Measurement grid: dx=8mm, dy=8mm, dz=5mm

Reference Value = 31.91 V/m; Power Drift = -0.01 dB

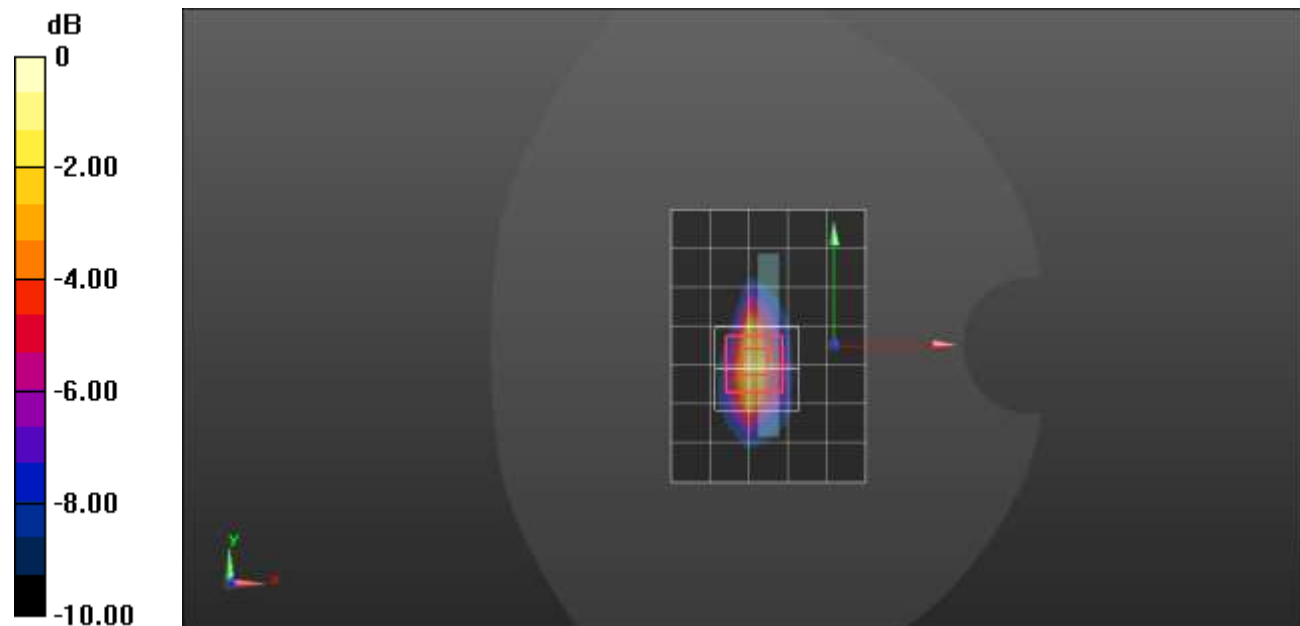
Peak SAR (extrapolated) = 1.65 W/kg

**SAR(1 g) = 0.829 W/kg; SAR(10 g) = 0.391 W/kg**

Smallest distance from peaks to all points 3 dB below = 8 mm

Ratio of SAR at M2 to SAR at M1 = 51.1%

Maximum value of SAR (measured) = 1.33 W/kg



**n66 ANT 2**

Frequency: 1745 MHz; Duty Cycle: 1:1; Room Ambient Temperature: 24.0°C; Liquid Temperature: 23.0°C  
Medium parameters used:  $f = 1745$  MHz;  $\sigma = 1.327$  S/m;  $\epsilon_r = 39.33$ ;  $\rho = 1000$  kg/m<sup>3</sup>

Dasy Configuration:

- Area Scan Setting: Find Secondary Maximum within 2.0 dB and with a peak SAR value greater than 0.0012 W/kg
- Electronics: DAE4 Sn1545; Calibrated: 2/23/2022
- Probe: EX3DV4 - SN7500; ConvF(8.42, 8.42, 8.42) @ 1745 MHz; Calibrated: 3/25/2022
- Sensor-Surface: 1.4mm (Mechanical Surface Detection)
- Phantom: Twin-SAM V8.0 (20deg probe tilt); Type: QD 000 P41 AA; Serial: 1948

**RHS/Touch\_Pi/2 BPSK RB 108,54 Ch 349000/Area Scan (8x13x1):** Measurement grid: dx=15mm, dy=15mm

Maximum value of SAR (measured) = 0.901 W/kg

**RHS/Touch\_Pi/2 BPSK RB 108,54 Ch 349000/Zoom Scan (5x5x7)/Cube 0:** Measurement grid: dx=8mm, dy=8mm, dz=5mm

Reference Value = 28.72 V/m; Power Drift = 0.09 dB

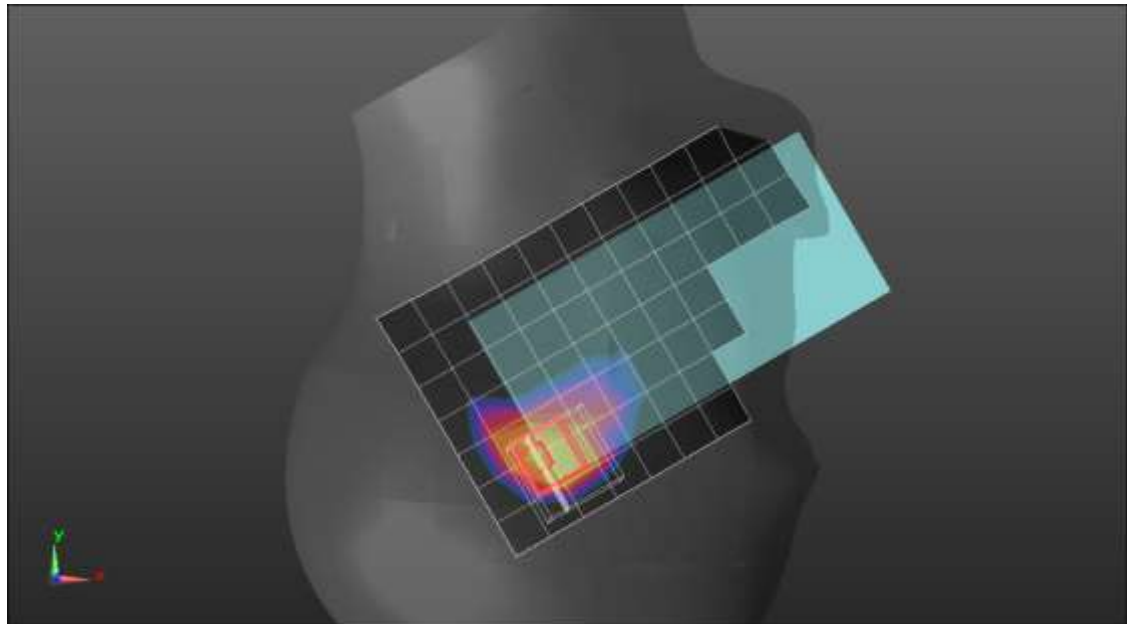
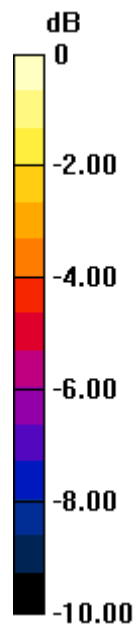
Peak SAR (extrapolated) = 1.61 W/kg

**SAR(1 g) = 0.726 W/kg; SAR(10 g) = 0.368 W/kg**

Smallest distance from peaks to all points 3 dB below = 8.6 mm

Ratio of SAR at M2 to SAR at M1 = 43.5%

Maximum value of SAR (measured) = 1.30 W/kg



0 dB = 1.30 W/kg = 1.14 dBW/kg

**n66 ANT 2**

Frequency: 1745 MHz; Duty Cycle: 1:1; Room Ambient Temperature: 24.0°C; Liquid Temperature: 23.0°C  
Medium parameters used:  $f = 1745$  MHz;  $\sigma = 1.327$  S/m;  $\epsilon_r = 39.33$ ;  $\rho = 1000$  kg/m<sup>3</sup>

Dasy Configuration:

- Area Scan Setting: Find Secondary Maximum within 2.0 dB and with a peak SAR value greater than 0.0012 W/kg
- Electronics: DAE4 Sn1545; Calibrated: 2/23/2022
- Probe: EX3DV4 - SN7500; ConvF(8.42, 8.42, 8.42) @ 1745 MHz; Calibrated: 3/25/2022
- Sensor-Surface: 1.4mm (Mechanical Surface Detection)
- Phantom: Twin-SAM V8.0 (20deg probe tilt); Type: QD 000 P41 AA; Serial: 1948

**Rear/Pi/2 BPSK RB 108,54 Ch 349000/Area Scan (8x15x1):** Measurement grid: dx=15mm, dy=15mm  
Maximum value of SAR (measured) = 1.18 W/kg

**Rear/Pi/2 BPSK RB 108,54 Ch 349000/Zoom Scan (5x5x7)/Cube 0:** Measurement grid: dx=8mm, dy=8mm, dz=5mm

Reference Value = 32.79 V/m; Power Drift = 0.10 dB

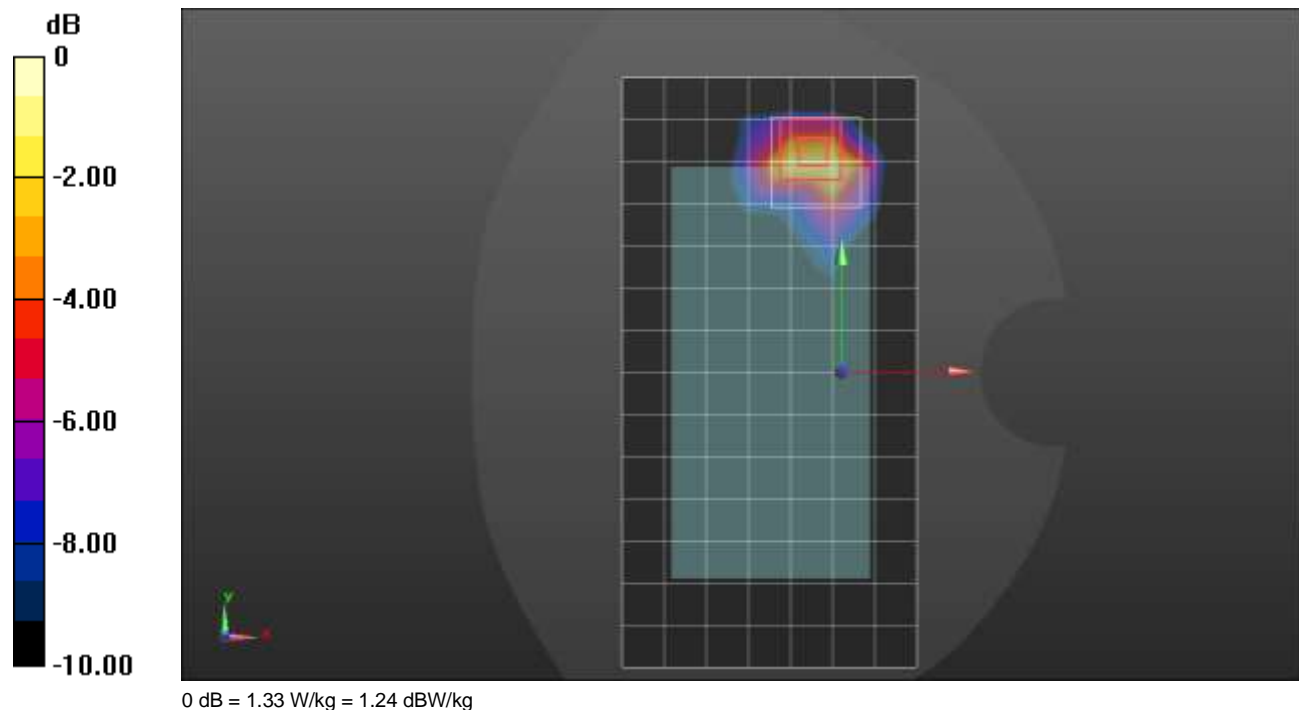
Peak SAR (extrapolated) = 1.87 W/kg

**SAR(1 g) = 0.820 W/kg; SAR(10 g) = 0.370 W/kg**

Smallest distance from peaks to all points 3 dB below = 8 mm

Ratio of SAR at M2 to SAR at M1 = 42%

Maximum value of SAR (measured) = 1.33 W/kg



**n66 ANT 3**

Frequency: 1745 MHz; Duty Cycle: 1:1; Room Ambient Temperature: 24.0°C; Liquid Temperature: 23.0°C  
Medium parameters used:  $f = 1745$  MHz;  $\sigma = 1.388$  S/m;  $\epsilon_r = 41.353$ ;  $\rho = 1000$  kg/m<sup>3</sup>

Dasy Configuration:

- Area Scan Setting: Find Secondary Maximum within 2.0 dB and with a peak SAR value greater than 0.0012 W/kg
- Electronics: DAE4 Sn1545; Calibrated: 2/23/2022
- Probe: EX3DV4 - SN7500; ConvF(8.42, 8.42, 8.42) @ 1745 MHz; Calibrated: 3/25/2022
- Sensor-Surface: 1.4mm (Mechanical Surface Detection)
- Phantom: Twin-SAM V8.0 (20deg probe tilt); Type: QD 000 P41 AA; Serial: 1948

**LHS/Touch\_Pi/2 BPSK RB 1,107 Ch 349000/Area Scan (9x14x1):** Measurement grid: dx=15mm, dy=15mm

Maximum value of SAR (measured) = 0.490 W/kg

**LHS/Touch\_Pi/2 BPSK RB 1,107 Ch 349000/Zoom Scan (5x5x7)/Cube 0:** Measurement grid: dx=8mm, dy=8mm, dz=5mm

Reference Value = 20.52 V/m; Power Drift = 0.01 dB

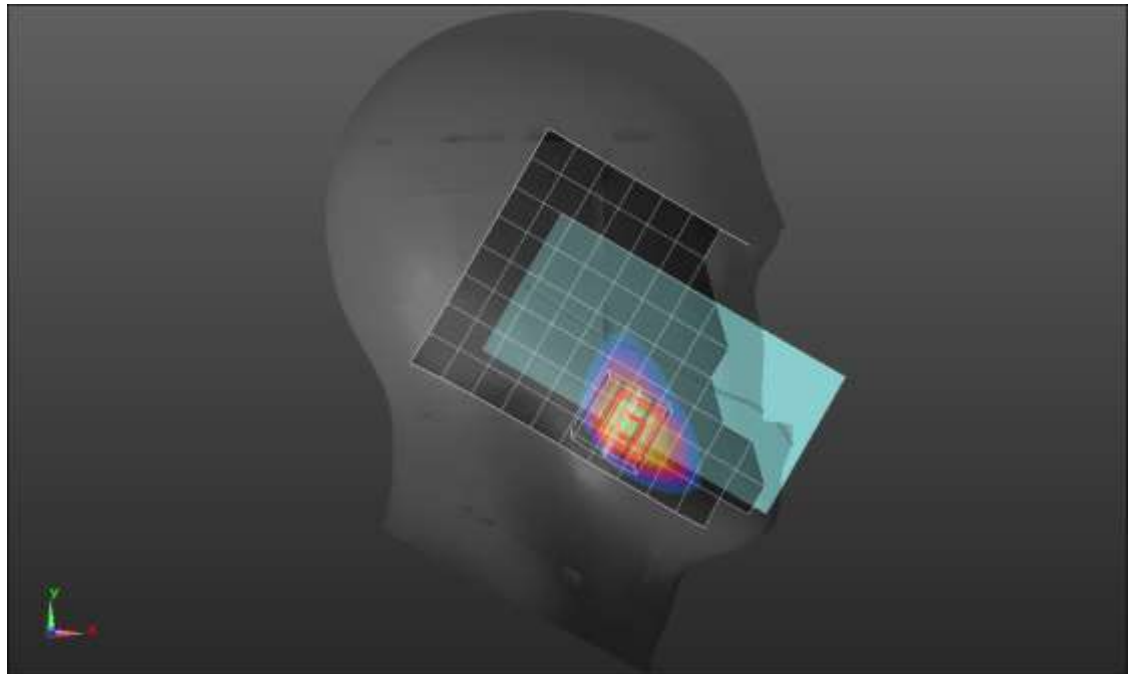
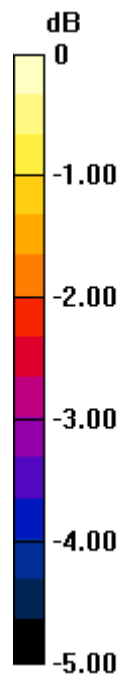
Peak SAR (extrapolated) = 0.648 W/kg

**SAR(1 g) = 0.409 W/kg; SAR(10 g) = 0.260 W/kg**

Smallest distance from peaks to all points 3 dB below = 15.3 mm

Ratio of SAR at M2 to SAR at M1 = 62.8%

Maximum value of SAR (measured) = 0.559 W/kg



0 dB = 0.559 W/kg = -2.53 dBW/kg

**n66 ANT 3**

Frequency: 1745 MHz; Duty Cycle: 1:1; Room Ambient Temperature: 24.0°C; Liquid Temperature: 23.0°C  
Medium parameters used:  $f = 1745$  MHz;  $\sigma = 1.385$  S/m;  $\epsilon_r = 40.583$ ;  $\rho = 1000$  kg/m<sup>3</sup>

Dasy Configuration:

- Area Scan Setting: Find Secondary Maximum within 2.0 dB and with a peak SAR value greater than 0.0012 W/kg
- Electronics: DAE4 Sn1258; Calibrated: 3/18/2022
- Probe: EX3DV4 - SN7498; ConvF(8.73, 8.73, 8.73) @ 1745 MHz; Calibrated: 3/24/2022
- Sensor-Surface: 1.4mm (Mechanical Surface Detection)
- Phantom: Twin-SAM V8.0 (20deg probe tilt); Type: QD 000 P41 AA; Serial: 1948

**Rear/Pi/2 BPSK RB 1,107 Ch 349000/Area Scan (9x14x1):** Measurement grid: dx=15mm, dy=15mm  
Maximum value of SAR (measured) = 0.899 W/kg

**Rear/Pi/2 BPSK RB 1,107 Ch 349000/Zoom Scan (5x5x7)/Cube 0:** Measurement grid: dx=8mm, dy=8mm, dz=5mm

Reference Value = 23.54 V/m; Power Drift = 0.12 dB

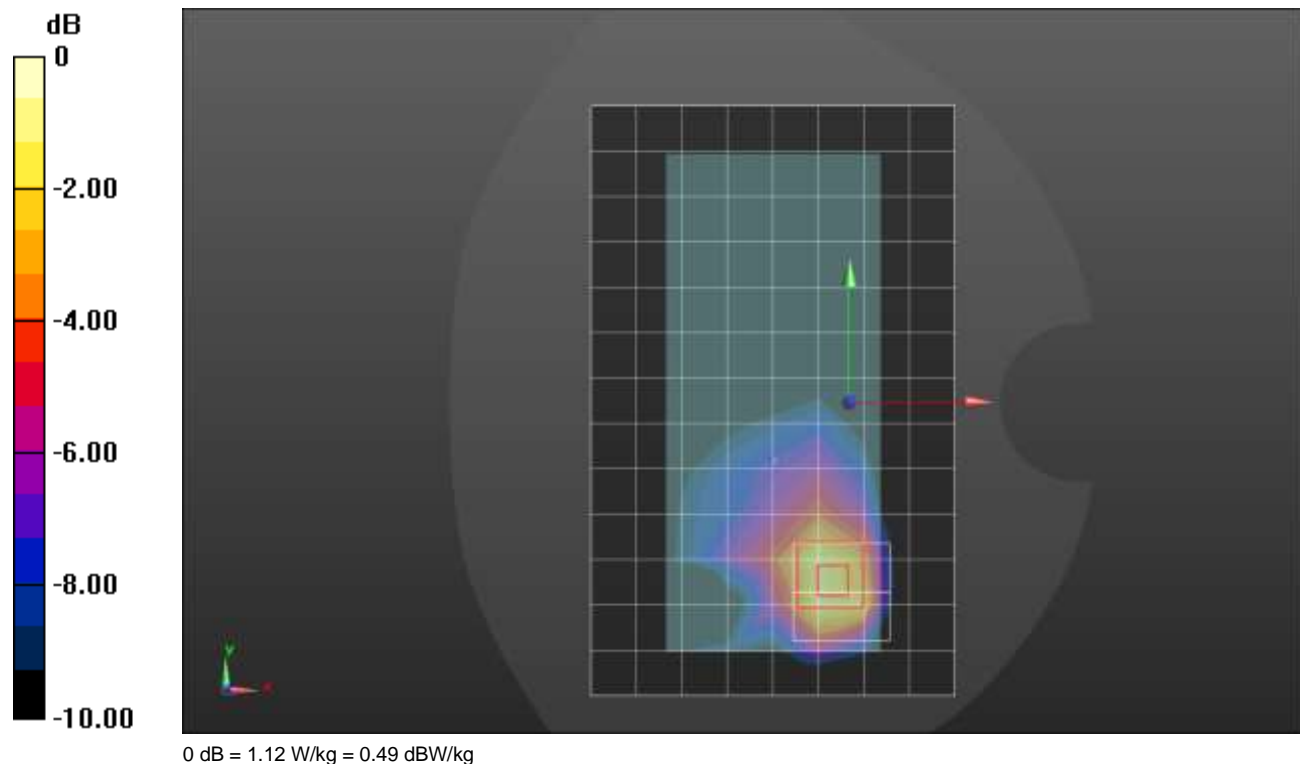
Peak SAR (extrapolated) = 1.42 W/kg

**SAR(1 g) = 0.741 W/kg; SAR(10 g) = 0.394 W/kg**

Smallest distance from peaks to all points 3 dB below = 11.6 mm

Ratio of SAR at M2 to SAR at M1 = 51.4%

Maximum value of SAR (measured) = 1.12 W/kg





**n66 ANT 4**

Frequency: 1745 MHz; Duty Cycle: 1:1; Room Ambient Temperature: 24.0°C; Liquid Temperature: 23.0°C  
Medium parameters used:  $f = 1745$  MHz;  $\sigma = 1.354$  S/m;  $\epsilon_r = 38.765$ ;  $\rho = 1000$  kg/m<sup>3</sup>

Dasy Configuration:

- Area Scan Setting: Find Secondary Maximum within 2.0 dB and with a peak SAR value greater than 0.0012 W/kg
- Electronics: DAE4 Sn1545; Calibrated: 2/23/2022
- Probe: EX3DV4 - SN7500; ConvF(8.42, 8.42, 8.42) @ 1745 MHz; Calibrated: 3/25/2022
- Sensor-Surface: 1.4mm (Mechanical Surface Detection)
- Phantom: Twin-SAM V8.0 (20deg probe tilt); Type: QD 000 P41 AA; Serial: 1948

**LHS/Touch\_Pi/2 BPSK RB 108,54 Ch 349000/Area Scan (8x13x1):** Measurement grid: dx=15mm, dy=15mm

Maximum value of SAR (measured) = 0.983 W/kg

**LHS/Touch\_Pi/2 BPSK RB 108,54 Ch 349000/Zoom Scan (5x5x7)/Cube 0:** Measurement grid: dx=8mm, dy=8mm, dz=5mm

Reference Value = 34.08 V/m; Power Drift = -0.02 dB

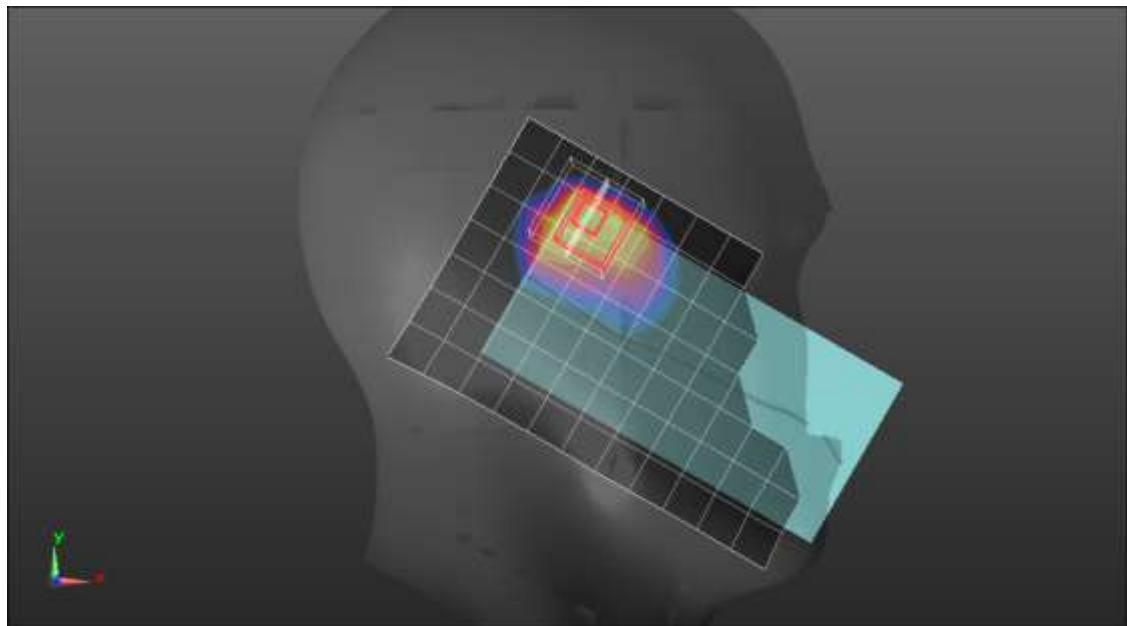
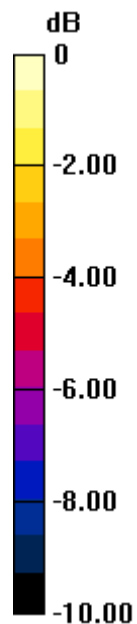
Peak SAR (extrapolated) = 1.67 W/kg

**SAR(1 g) = 0.797 W/kg; SAR(10 g) = 0.416 W/kg**

Smallest distance from peaks to all points 3 dB below = 9.4 mm

Ratio of SAR at M2 to SAR at M1 = 48.7%

Maximum value of SAR (measured) = 1.34 W/kg



0 dB = 1.34 W/kg = 1.27 dBW/kg

**n66 ANT 4**

Frequency: 1745 MHz; Duty Cycle: 1:1; Room Ambient Temperature: 24.0°C; Liquid Temperature: 23.0°C  
Medium parameters used:  $f = 1745$  MHz;  $\sigma = 1.271$  S/m;  $\epsilon_r = 38.377$ ;  $\rho = 1000$  kg/m<sup>3</sup>

Dasy Configuration:

- Area Scan Setting: Find Secondary Maximum within 2.0 dB and with a peak SAR value greater than 0.0012 W/kg
- Electronics: DAE4 Sn1545; Calibrated: 2/23/2022
- Probe: EX3DV4 - SN7500; ConvF(8.42, 8.42, 8.42) @ 1745 MHz; Calibrated: 3/25/2022
- Sensor-Surface: 1.4mm (Mechanical Surface Detection)
- Phantom: Twin-SAM V8.0 (20deg probe tilt); Type: QD 000 P41 AA; Serial: 1948

**Rear/Pi/2 BPSK RB 1,107 Ch 349000/Area Scan (9x14x1):** Measurement grid: dx=15mm, dy=15mm  
Maximum value of SAR (measured) = 0.810 W/kg

**Rear/Pi/2 BPSK RB 1,107 Ch 349000/Zoom Scan (5x5x7)/Cube 0:** Measurement grid: dx=8mm, dy=8mm, dz=5mm

Reference Value = 23.27 V/m; Power Drift = -0.05 dB

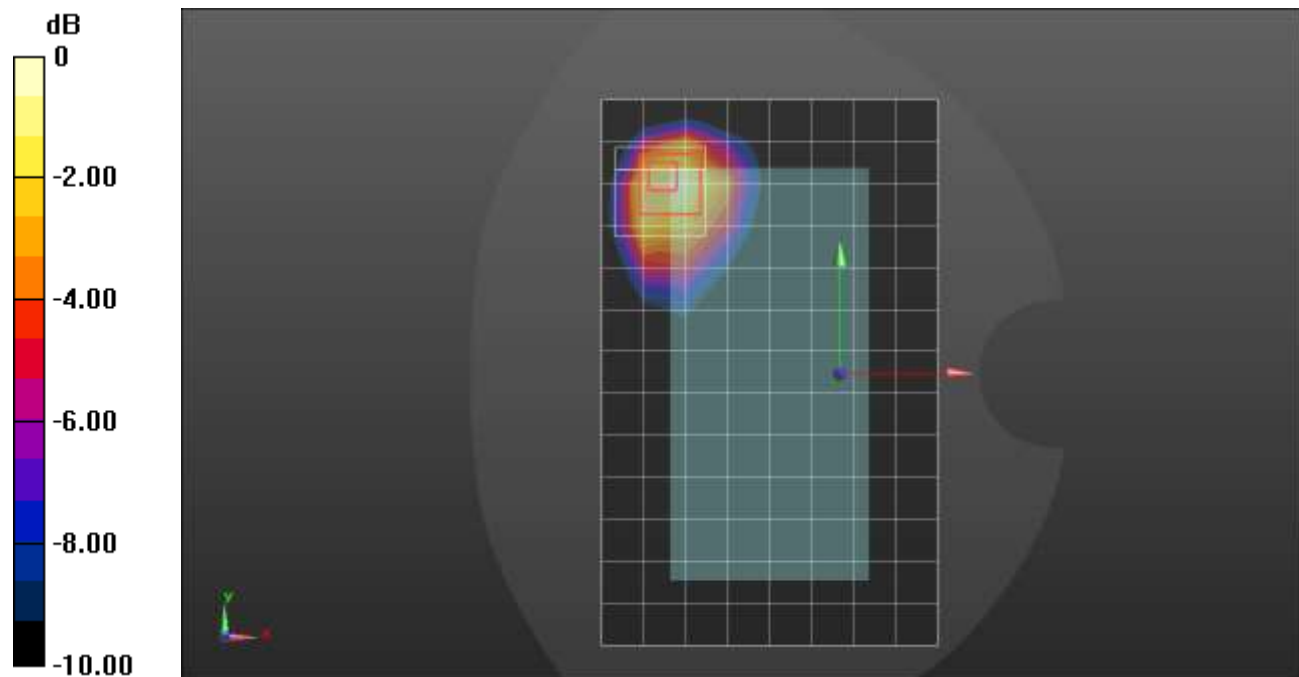
Peak SAR (extrapolated) = 1.17 W/kg

**SAR(1 g) = 0.525 W/kg; SAR(10 g) = 0.282 W/kg**

Smallest distance from peaks to all points 3 dB below = 10.2 mm

Ratio of SAR at M2 to SAR at M1 = 44.3%

Maximum value of SAR (measured) = 0.886 W/kg



0 dB = 0.886 W/kg = -0.53 dBW/kg

**n66 ANT 4**

Frequency: 1745 MHz; Duty Cycle: 1:1; Room Ambient Temperature: 24.0°C; Liquid Temperature: 23.0°C  
Medium parameters used:  $f = 1745$  MHz;  $\sigma = 1.369$  S/m;  $\epsilon_r = 38.978$ ;  $\rho = 1000$  kg/m<sup>3</sup>

Dasy Configuration:

- Area Scan Setting: Find Secondary Maximum within 2.0 dB and with a peak SAR value greater than 0.0012 W/kg
- Electronics: DAE4 Sn1545; Calibrated: 2/23/2022
- Probe: EX3DV4 - SN7500; ConvF(8.42, 8.42, 8.42) @ 1745 MHz; Calibrated: 3/25/2022
- Sensor-Surface: 1.4mm (Mechanical Surface Detection)
- Phantom: Twin-SAM V8.0 (20deg probe tilt); Type: QD 000 P41 AA; Serial: 1948

**Edge 2/Pi/2 BPSK RB 108,54 Ch 349000/Area Scan (6x13x1):** Measurement grid: dx=15mm, dy=15mm

Maximum value of SAR (measured) = 1.05 W/kg

**Edge 2/Pi/2 BPSK RB 108,54 Ch 349000/Zoom Scan (5x5x7)/Cube 0:** Measurement grid: dx=8mm, dy=8mm, dz=5mm

Reference Value = 30.63 V/m; Power Drift = 0.03 dB

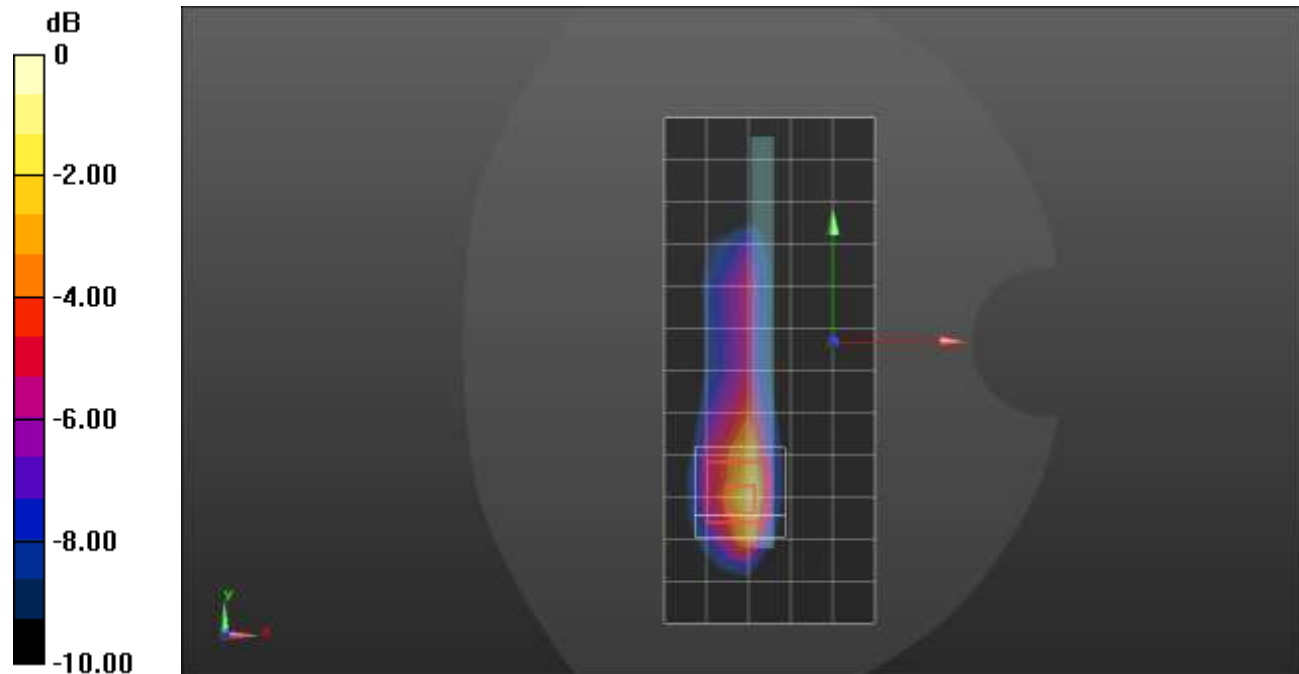
Peak SAR (extrapolated) = 1.53 W/kg

**SAR(1 g) = 0.736 W/kg; SAR(10 g) = 0.352 W/kg**

Smallest distance from peaks to all points 3 dB below = 7.2 mm

Ratio of SAR at M2 to SAR at M1 = 47.9%

Maximum value of SAR (measured) = 1.23 W/kg



0 dB = 1.23 W/kg = 0.90 dBW/kg

**n70 ANT1**

Frequency: 1702.5 MHz; Duty Cycle: 1:1; Room Ambient Temperature: 24.0°C; Liquid Temperature: 23.0°C  
Medium parameters used (interpolated):  $f = 1702.5$  MHz;  $\sigma = 1.388$  S/m;  $\epsilon_r = 38.8$ ;  $\rho = 1000$  kg/m<sup>3</sup>

Dasy Configuration:

- Area Scan Setting: Find Secondary Maximum within 2.0 dB and with a peak SAR value greater than 0.0012 W/kg
- Electronics: DAE4 Sn1258; Calibrated: 3/18/2022
- Probe: EX3DV4 - SN7498; ConvF(8.73, 8.73, 8.73) @ 1702.5 MHz; Calibrated: 3/24/2022
- Sensor-Surface: 1.4mm (Mechanical Surface Detection)
- Phantom: Twin-SAM V8.0 (20deg probe tilt); Type: QD 000 P41 AA; Serial: 1956

**RHS/Touch\_Pi/2 BPSK RB 1,39 Ch 340500/Area Scan (8x13x1):** Measurement grid: dx=15mm, dy=15mm

[Info: Interpolated medium parameters used for SAR evaluation.](#)

Maximum value of SAR (measured) = 0.205 W/kg

**RHS/Touch\_Pi/2 BPSK RB 1,39 Ch 340500/Zoom Scan (5x5x7)/Cube 0:** Measurement grid: dx=8mm, dy=8mm, dz=5mm

Reference Value = 12.14 V/m; Power Drift = 0.16 dB

Peak SAR (extrapolated) = 0.244 W/kg

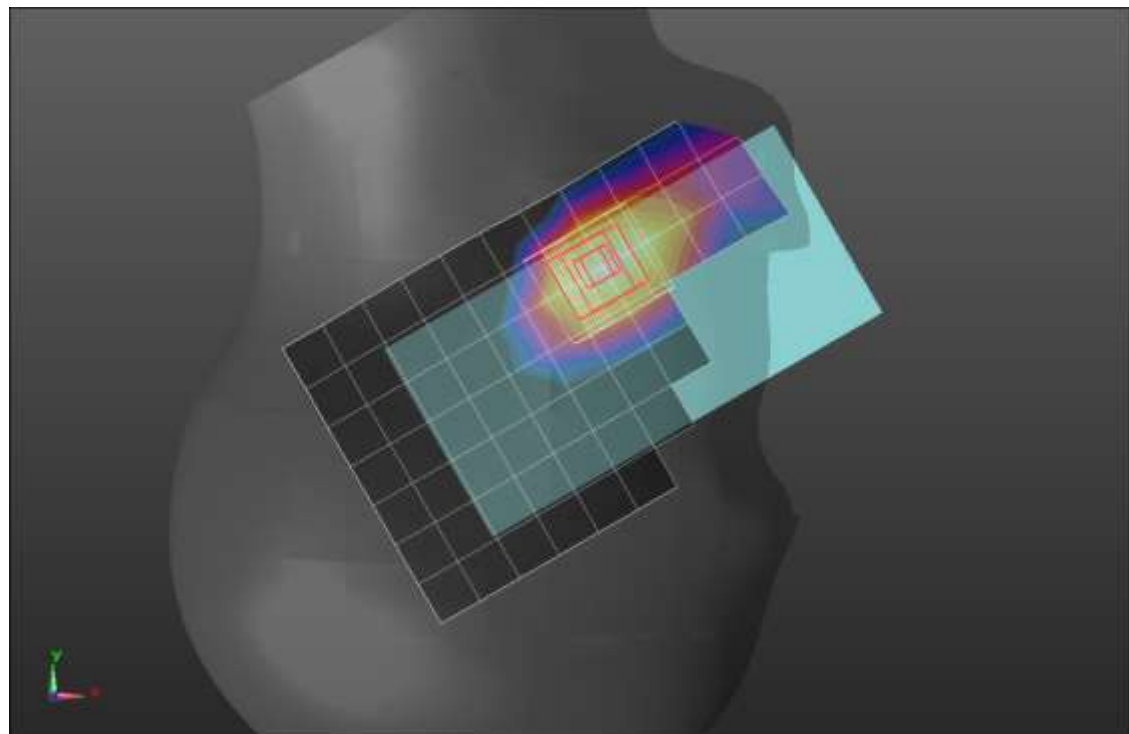
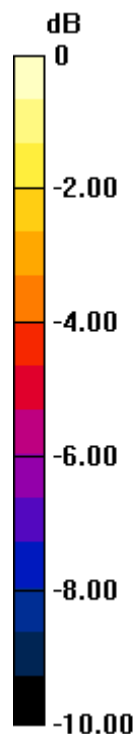
**SAR(1 g) = 0.151 W/kg; SAR(10 g) = 0.094 W/kg**

Smallest distance from peaks to all points 3 dB below = 11.5 mm

Ratio of SAR at M2 to SAR at M1 = 67%

[Info: Interpolated medium parameters used for SAR evaluation.](#)

Maximum value of SAR (measured) = 0.195 W/kg



0 dB = 0.195 W/kg = -7.10 dBW/kg

**n70 ANT 1**

Frequency: 1702.5 MHz; Duty Cycle: 1:1; Room Ambient Temperature: 24.0°C; Liquid Temperature: 23.0°C  
Medium parameters used (interpolated):  $f = 1702.5$  MHz;  $\sigma = 1.398$  S/m;  $\epsilon_r = 38.551$ ;  $\rho = 1000$  kg/m<sup>3</sup>

Dasy Configuration:

- Area Scan Setting: Find Secondary Maximum within 2.0 dB and with a peak SAR value greater than 0.0012 W/kg
- Electronics: DAE4 Sn1258; Calibrated: 3/18/2022
- Probe: EX3DV4 - SN7498; ConvF(8.73, 8.73, 8.73) @ 1702.5 MHz; Calibrated: 3/24/2022
- Sensor-Surface: 1.4mm (Mechanical Surface Detection)
- Phantom: Twin-SAM V8.0 (20deg probe tilt); Type: QD 000 P41 AA; Serial: 1956

**Front/Pi/2 BPSK RB 36,18 Ch 340500/Area Scan (8x13x1):** Measurement grid: dx=15mm, dy=15mm

[Info: Interpolated medium parameters used for SAR evaluation.](#)

Maximum value of SAR (measured) = 0.690 W/kg

**Front/Pi/2 BPSK RB 36,18 Ch 340500/Zoom Scan (5x5x7)/Cube 0:** Measurement grid: dx=8mm, dy=8mm, dz=5mm

Reference Value = 20.33 V/m; Power Drift = 0.00 dB

Peak SAR (extrapolated) = 1.23 W/kg

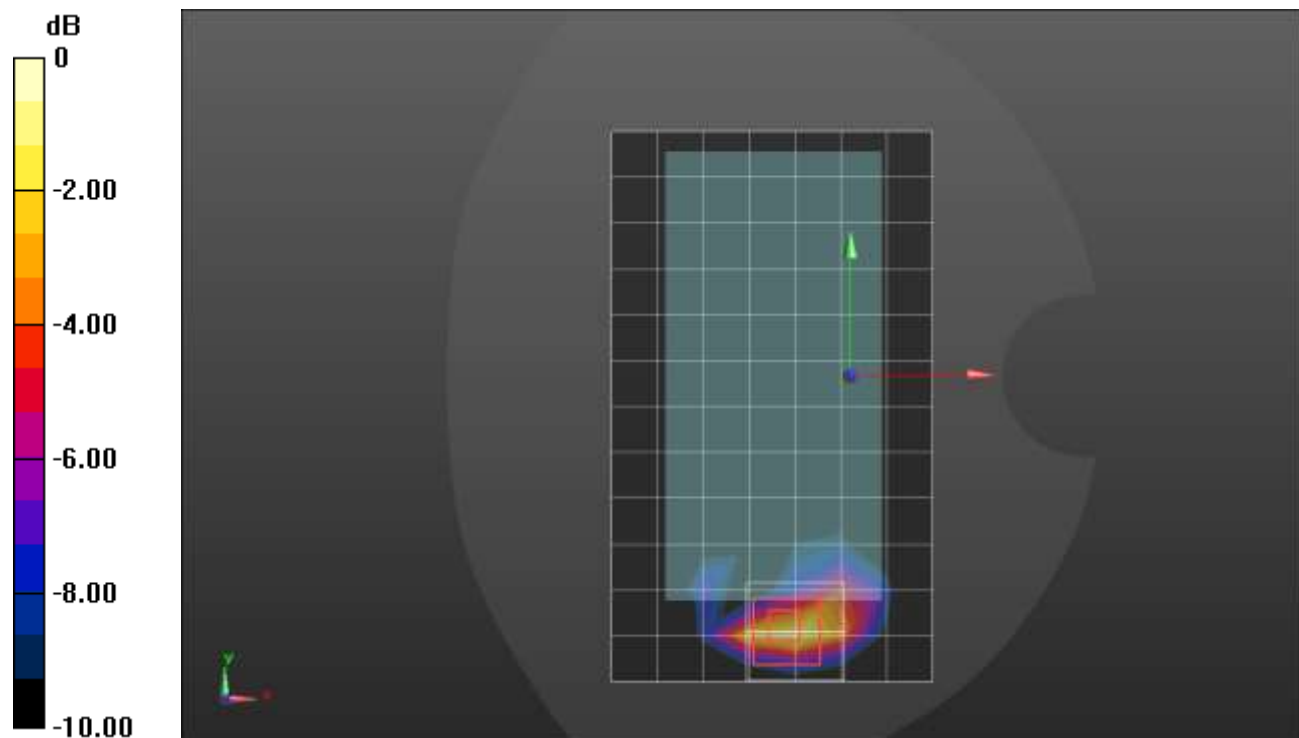
**SAR(1 g) = 0.552 W/kg; SAR(10 g) = 0.254 W/kg**

Smallest distance from peaks to all points 3 dB below = 4.8 mm

Ratio of SAR at M2 to SAR at M1 = 56.2%

[Info: Interpolated medium parameters used for SAR evaluation.](#)

Maximum value of SAR (measured) = 0.779 W/kg



**n70 ANT 1**

Frequency: 1702.5 MHz; Duty Cycle: 1:1; Room Ambient Temperature: 24.0°C; Liquid Temperature: 23.0°C  
Medium parameters used (interpolated):  $f = 1702.5$  MHz;  $\sigma = 1.398$  S/m;  $\epsilon_r = 38.551$ ;  $\rho = 1000$  kg/m<sup>3</sup>

Dasy Configuration:

- Area Scan Setting: Find Secondary Maximum within 2.0 dB and with a peak SAR value greater than 0.0012 W/kg
- Electronics: DAE4 Sn1258; Calibrated: 3/18/2022
- Probe: EX3DV4 - SN7498; ConvF(8.73, 8.73, 8.73) @ 1702.5 MHz; Calibrated: 3/24/2022
- Sensor-Surface: 1.4mm (Mechanical Surface Detection)
- Phantom: Twin-SAM V8.0 (20deg probe tilt); Type: QD 000 P41 AA; Serial: 1956

**Edge 3/Pi/2 BPSK RB 36,18 Ch 340500/Area Scan (6x10x1):** Measurement grid: dx=15mm, dy=15mm

[Info: Interpolated medium parameters used for SAR evaluation.](#)

Maximum value of SAR (measured) = 1.11 W/kg

**Edge 3/Pi/2 BPSK RB 36,18 Ch 340500/Zoom Scan (5x5x7)/Cube 0:** Measurement grid: dx=8mm, dy=8mm, dz=5mm

Reference Value = 24.63 V/m; Power Drift = -0.17 dB

Peak SAR (extrapolated) = 1.54 W/kg

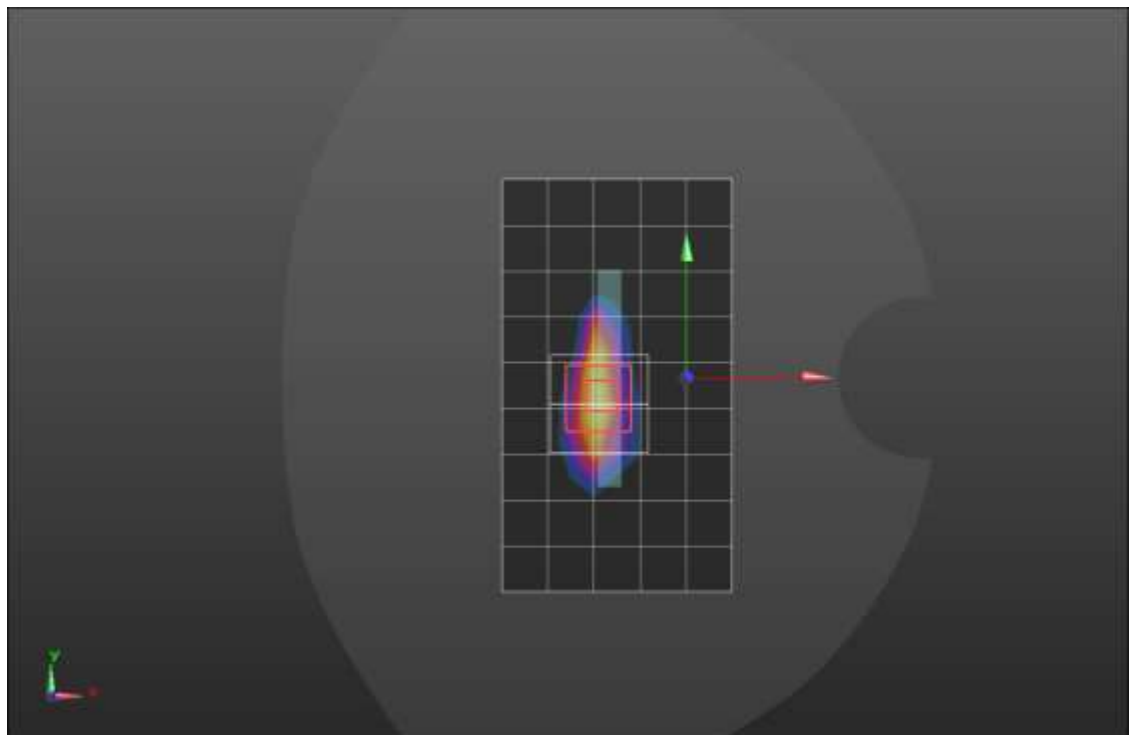
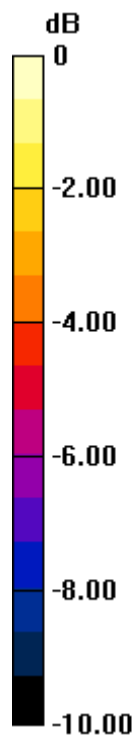
**SAR(1 g) = 0.760 W/kg; SAR(10 g) = 0.351 W/kg**

Smallest distance from peaks to all points 3 dB below = 6.4 mm

Ratio of SAR at M2 to SAR at M1 = 51.2%

[Info: Interpolated medium parameters used for SAR evaluation.](#)

Maximum value of SAR (measured) = 1.21 W/kg



0 dB = 1.21 W/kg = 0.83 dBW/kg

**n70 ANT 2**

Frequency: 1702.5 MHz; Duty Cycle: 1:1; Room Ambient Temperature: 24.0°C; Liquid Temperature: 23.0°C  
Medium parameters used (interpolated):  $f = 1702.5$  MHz;  $\sigma = 1.398$  S/m;  $\epsilon_r = 38.551$ ;  $\rho = 1000$  kg/m<sup>3</sup>

Dasy Configuration:

- Area Scan Setting: Find Secondary Maximum within 2.0 dB and with a peak SAR value greater than 0.0012 W/kg
- Electronics: DAE4 Sn1258; Calibrated: 3/18/2022
- Probe: EX3DV4 - SN7498; ConvF(8.73, 8.73, 8.73) @ 1702.5 MHz; Calibrated: 3/24/2022
- Sensor-Surface: 1.4mm (Mechanical Surface Detection)
- Phantom: Twin-SAM V8.0 (20deg probe tilt); Type: QD 000 P41 AA; Serial: 1956

**RHS/Touch\_Pi/2 BPSK RB 1,39 Ch 340500/Area Scan (8x13x1):** Measurement grid: dx=15mm, dy=15mm

[Info: Interpolated medium parameters used for SAR evaluation.](#)

Maximum value of SAR (measured) = 0.860 W/kg

**RHS/Touch\_Pi/2 BPSK RB 1,39 Ch 340500/Zoom Scan (5x5x7)/Cube 0:** Measurement grid: dx=8mm, dy=8mm, dz=5mm

Reference Value = 20.98 V/m; Power Drift = -0.03 dB

Peak SAR (extrapolated) = 1.55 W/kg

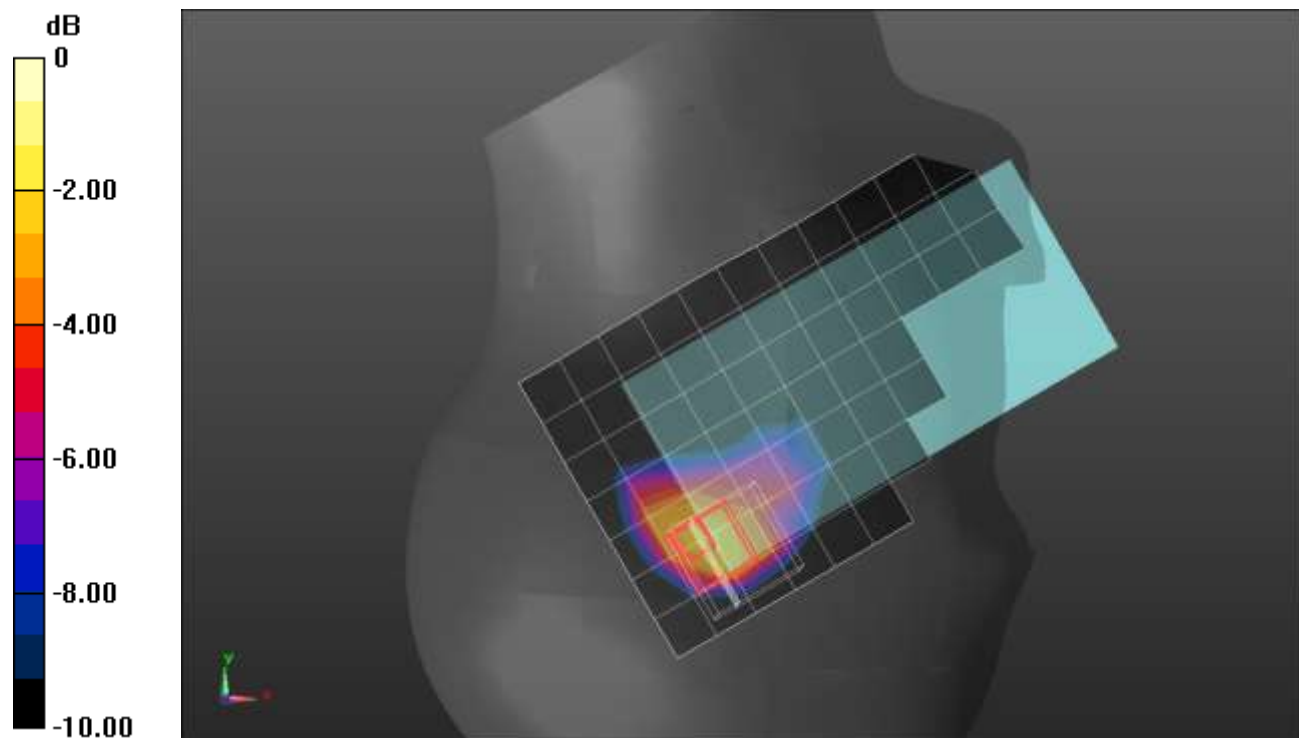
**SAR(1 g) = 0.723 W/kg; SAR(10 g) = 0.350 W/kg**

Smallest distance from peaks to all points 3 dB below = 8 mm

Ratio of SAR at M2 to SAR at M1 = 45.5%

[Info: Interpolated medium parameters used for SAR evaluation.](#)

Maximum value of SAR (measured) = 1.26 W/kg





**n70 ANT 2**

Frequency: 1702.5 MHz; Duty Cycle: 1:1; Room Ambient Temperature: 24.0°C; Liquid Temperature: 23.0°C  
Medium parameters used (interpolated):  $f = 1702.5$  MHz;  $\sigma = 1.343$  S/m;  $\epsilon_r = 39.986$ ;  $\rho = 1000$  kg/m<sup>3</sup>

Dasy Configuration:

- Area Scan Setting: Find Secondary Maximum within 2.0 dB and with a peak SAR value greater than 0.0012 W/kg
- Electronics: DAE4 Sn1258; Calibrated: 3/18/2022
- Probe: EX3DV4 - SN7498; ConvF(8.73, 8.73, 8.73) @ 1702.5 MHz; Calibrated: 3/24/2022
- Sensor-Surface: 1.4mm (Mechanical Surface Detection (Locations From Previous Scan Used)), Sensor-Surface: 1.4mm (Mechanical Surface Detection)
- Phantom: Twin-SAM V8.0 (20deg probe tilt); Type: QD 000 P41 AA; Serial: 1956

**Rear/Pi/2 BPSK RB 36,18 Ch 340500/Area Scan (8x15x1):** Measurement grid: dx=15mm, dy=15mm

[Info: Interpolated medium parameters used for SAR evaluation.](#)

Maximum value of SAR (measured) = 1.31 W/kg

**Rear/Pi/2 BPSK RB 36,18 Ch 340500/Zoom Scan (5x5x7)/Cube 0:** Measurement grid: dx=8mm, dy=8mm, dz=5mm

Reference Value = 32.31 V/m; Power Drift = 0.04 dB

Peak SAR (extrapolated) = 1.60 W/kg

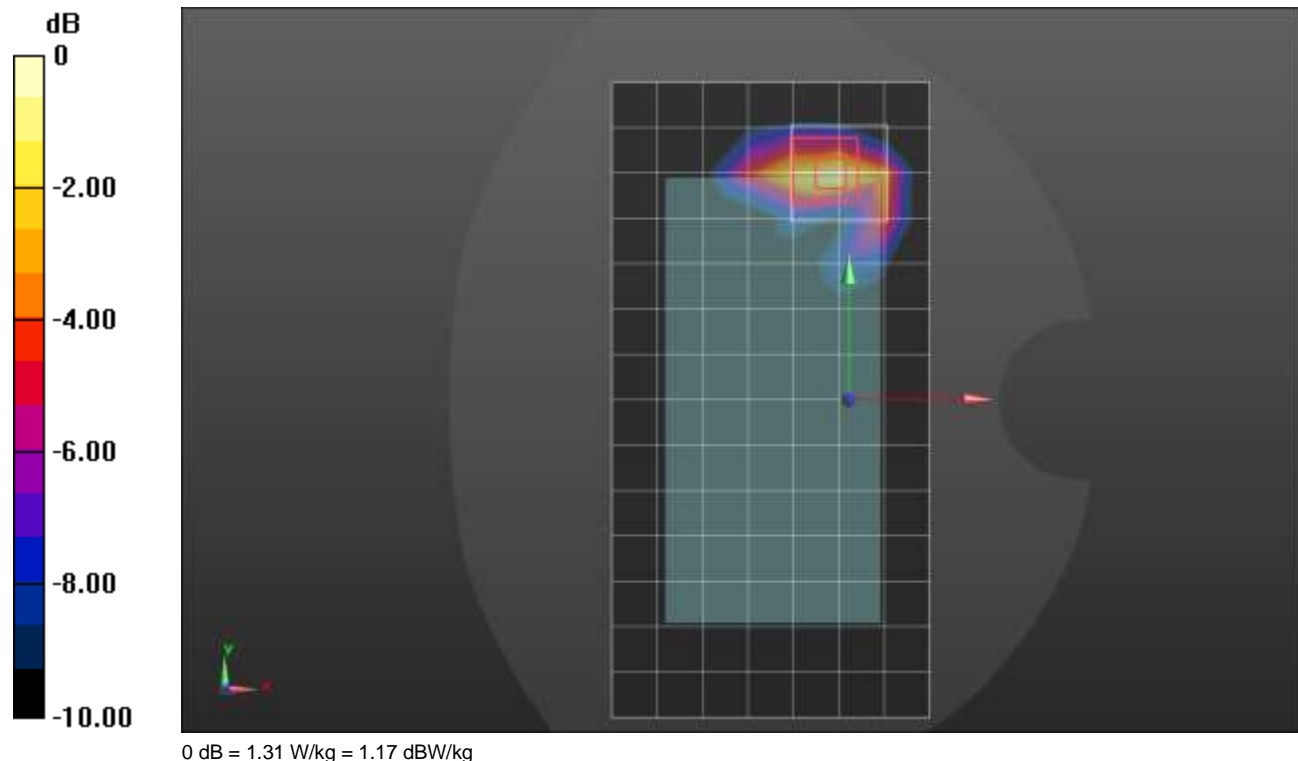
**SAR(1 g) = 0.778 W/kg; SAR(10 g) = 0.376 W/kg**

Smallest distance from peaks to all points 3 dB below = 8 mm

Ratio of SAR at M2 to SAR at M1 = 49.7%

[Info: Interpolated medium parameters used for SAR evaluation.](#)

Maximum value of SAR (measured) = 1.31 W/kg



**n70 ANT 3**

Frequency: 1702.5 MHz; Duty Cycle: 1:1; Room Ambient Temperature: 24.0°C; Liquid Temperature: 23.0°C  
Medium parameters used (interpolated):  $f = 1702.5$  MHz;  $\sigma = 1.357$  S/m;  $\epsilon_r = 41.07$ ;  $\rho = 1000$  kg/m<sup>3</sup>

Dasy Configuration:

- Area Scan Setting: Find Secondary Maximum within 2.0 dB and with a peak SAR value greater than 0.0012 W/kg
- Electronics: DAE4 Sn1545; Calibrated: 2/23/2022
- Probe: EX3DV4 - SN7500; ConvF(8.42, 8.42, 8.42) @ 1702.5 MHz; Calibrated: 3/25/2022
- Sensor-Surface: 1.4mm (Mechanical Surface Detection)
- Phantom: Twin-SAM V8.0 (20deg probe tilt); Type: QD 000 P41 AA; Serial: 1948

**LHS/Touch\_Pi/2 BPSK RB 36,18 Ch 340500/Area Scan (8x13x1):** Measurement grid: dx=15mm, dy=15mm

Maximum value of SAR (measured) = 0.148 W/kg

**LHS/Touch\_Pi/2 BPSK RB 36,18 Ch 340500/Zoom Scan (5x5x7)/Cube 0:** Measurement grid: dx=8mm, dy=8mm, dz=5mm

Reference Value = 9.247 V/m; Power Drift = -0.02 dB

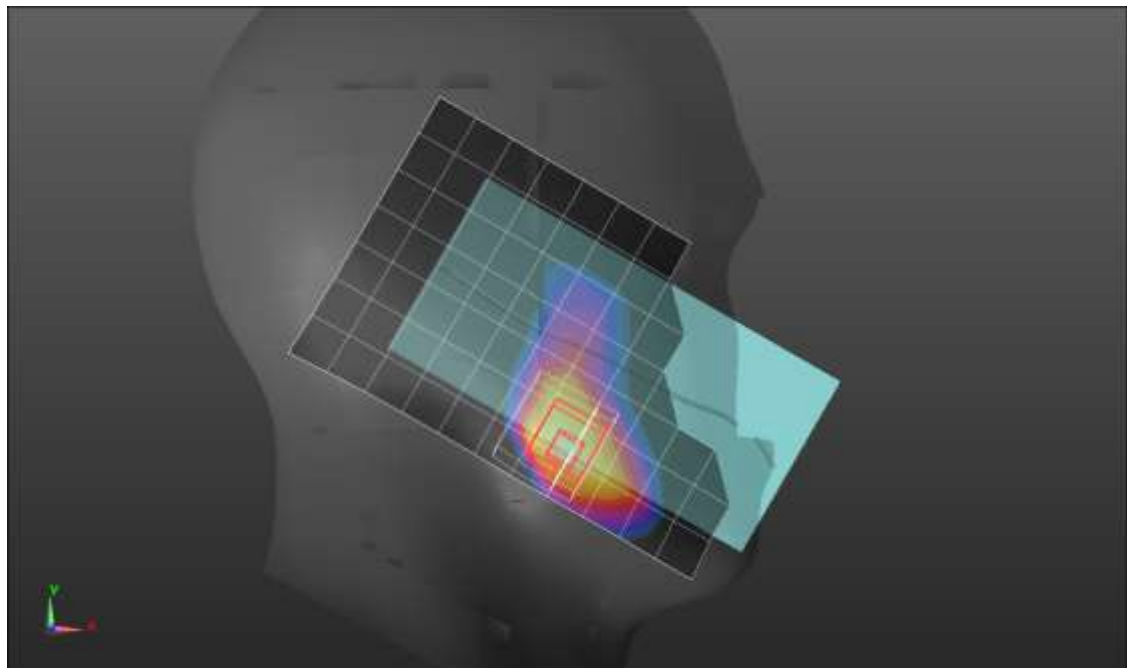
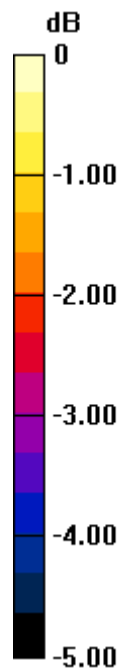
Peak SAR (extrapolated) = 0.170 W/kg

**SAR(1 g) = 0.112 W/kg; SAR(10 g) = 0.073 W/kg**

Smallest distance from peaks to all points 3 dB below = 13.6 mm

Ratio of SAR at M2 to SAR at M1 = 66.3%

Maximum value of SAR (measured) = 0.145 W/kg



0 dB = 0.145 W/kg = -8.39 dBW/kg

**n70 ANT 3**

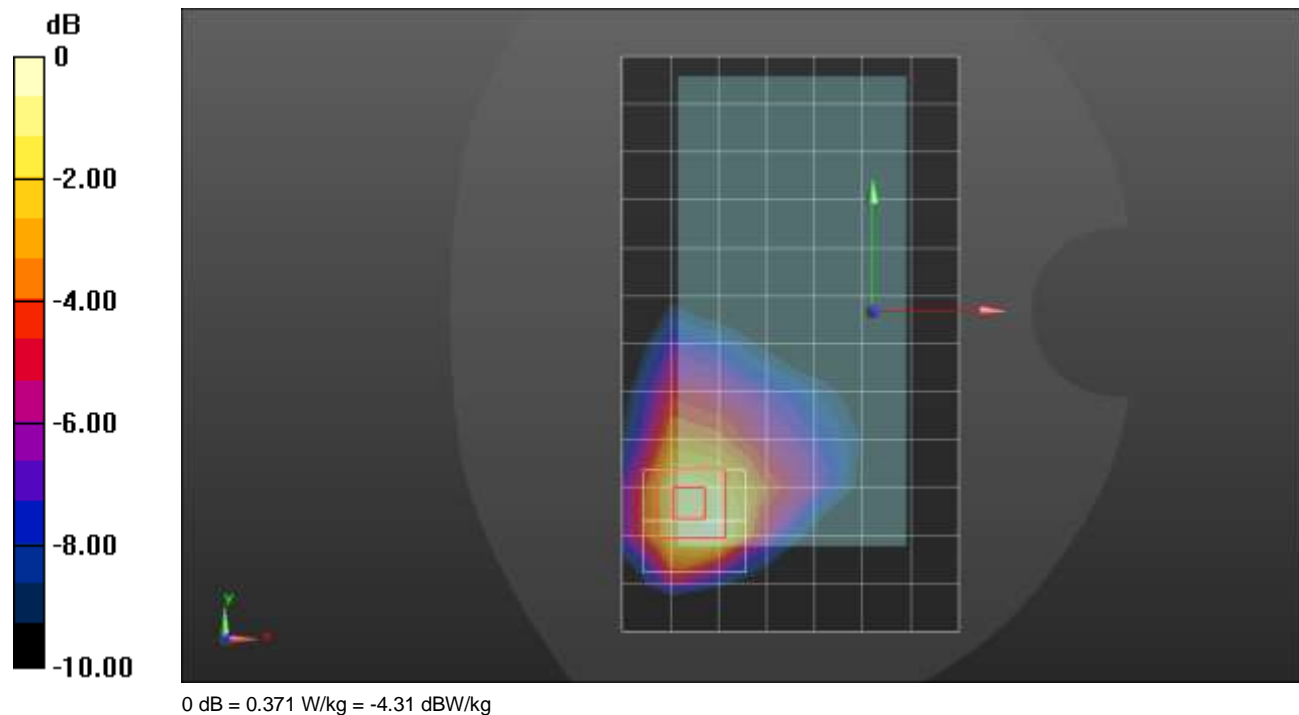
Frequency: 1702.5 MHz; Duty Cycle: 1:1; Room Ambient Temperature: 24.0°C; Liquid Temperature: 23.0°C  
Medium parameters used (interpolated):  $f = 1702.5$  MHz;  $\sigma = 1.351$  S/m;  $\epsilon_r = 39.06$ ;  $\rho = 1000$  kg/m<sup>3</sup>

Dasy Configuration:

- Area Scan Setting: Find Secondary Maximum within 2.0 dB and with a peak SAR value greater than 0.0012 W/kg
- Electronics: DAE4 Sn1545; Calibrated: 2/23/2022
- Probe: EX3DV4 - SN7500; ConvF(8.42, 8.42, 8.42) @ 1702.5 MHz; Calibrated: 3/25/2022
- Sensor-Surface: 1.4mm (Mechanical Surface Detection)
- Phantom: Twin-SAM V8.0 (20deg probe tilt); Type: QD 000 P41 AA; Serial: 1948

**Front/Pi/2 BPSK RB 36,18 Ch 340500/Area Scan (8x13x1):** Measurement grid: dx=15mm, dy=15mm  
Maximum value of SAR (measured) = 0.352 W/kg

**Front/Pi/2 BPSK RB 36,18 Ch 340500/Zoom Scan (5x5x7)/Cube 0:** Measurement grid: dx=8mm, dy=8mm, dz=5mm  
Reference Value = 17.15 V/m; Power Drift = -0.01 dB  
Peak SAR (extrapolated) = 0.487 W/kg  
**SAR(1 g) = 0.628 W/kg; SAR(10 g) = 0.342 W/kg**  
Smallest distance from peaks to all points 3 dB below = 11.3 mm  
Ratio of SAR at M2 to SAR at M1 = 49.2%  
Maximum value of SAR (measured) = 0.371 W/kg



**n70 ANT4**

Frequency: 1702.5 MHz; Duty Cycle: 1:1; Room Ambient Temperature: 24.0°C; Liquid Temperature: 23.0°C  
Medium parameters used (interpolated):  $f = 1702.5$  MHz;  $\sigma = 1.357$  S/m;  $\epsilon_r = 41.07$ ;  $\rho = 1000$  kg/m<sup>3</sup>

Dasy Configuration:

- Area Scan Setting: Find Secondary Maximum within 2.0 dB and with a peak SAR value greater than 0.0012 W/kg
- Electronics: DAE4 Sn1545; Calibrated: 2/23/2022
- Probe: EX3DV4 - SN7500; ConvF(8.42, 8.42, 8.42) @ 1702.5 MHz; Calibrated: 3/25/2022
- Sensor-Surface: 1.4mm (Mechanical Surface Detection)
- Phantom: Twin-SAM V8.0 (20deg probe tilt); Type: QD 000 P41 AA; Serial: 1948

**LHS/Touch\_Pi/2 BPSK RB 1,39 Ch 340500/Area Scan (8x13x1):** Measurement grid: dx=15mm, dy=15mm

Maximum value of SAR (measured) = 1.16 W/kg

**LHS/Touch\_Pi/2 BPSK RB 1,39 Ch 340500/Zoom Scan (5x5x7)/Cube 0:** Measurement grid: dx=8mm, dy=8mm, dz=5mm

Reference Value = 25.81 V/m; Power Drift = 0.08 dB

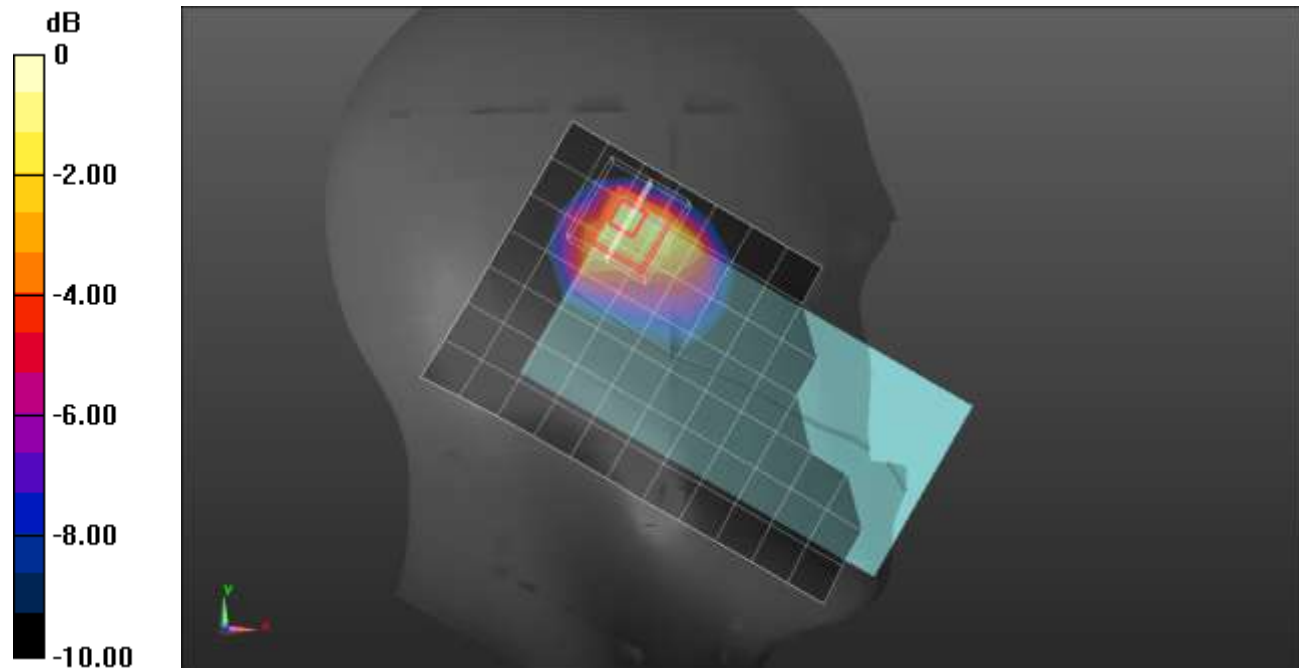
Peak SAR (extrapolated) = 1.77 W/kg

**SAR(1 g) = 0.796 W/kg; SAR(10 g) = 0.411 W/kg**

Smallest distance from peaks to all points 3 dB below = 6.8 mm

Ratio of SAR at M2 to SAR at M1 = 49.1%

Maximum value of SAR (measured) = 1.32 W/kg



0 dB = 1.32 W/kg = 1.21 dBW/kg

**n70 ANT4**

Frequency: 1702.5 MHz; Duty Cycle: 1:1; Room Ambient Temperature: 24.0°C; Liquid Temperature: 23.0°C  
Medium parameters used (interpolated):  $f = 1702.5$  MHz;  $\sigma = 1.364$  S/m;  $\epsilon_r = 38.334$ ;  $\rho = 1000$  kg/m<sup>3</sup>

Dasy Configuration:

- Area Scan Setting: Find Secondary Maximum within 2.0 dB and with a peak SAR value greater than 0.0012 W/kg
- Electronics: DAE4 Sn1258; Calibrated: 3/18/2022
- Probe: EX3DV4 - SN7498; ConvF(8.73, 8.73, 8.73) @ 1702.5 MHz; Calibrated: 3/24/2022
- Sensor-Surface: 1.4mm (Mechanical Surface Detection)
- Phantom: Twin-SAM V8.0 (20deg probe tilt); Type: QD 000 P41 AA; Serial: 1956

**Rear/Pi/2 BPSK RB 36,18 Ch 340500/Area Scan (8x13x1):** Measurement grid: dx=15mm, dy=15mm

Maximum value of SAR (measured) = 0.790 W/kg

**Rear/Pi/2 BPSK RB 36,18 Ch 340500/Zoom Scan (5x5x7)/Cube 0:** Measurement grid: dx=8mm, dy=8mm, dz=5mm

Reference Value = 23.24 V/m; Power Drift = -0.17 dB

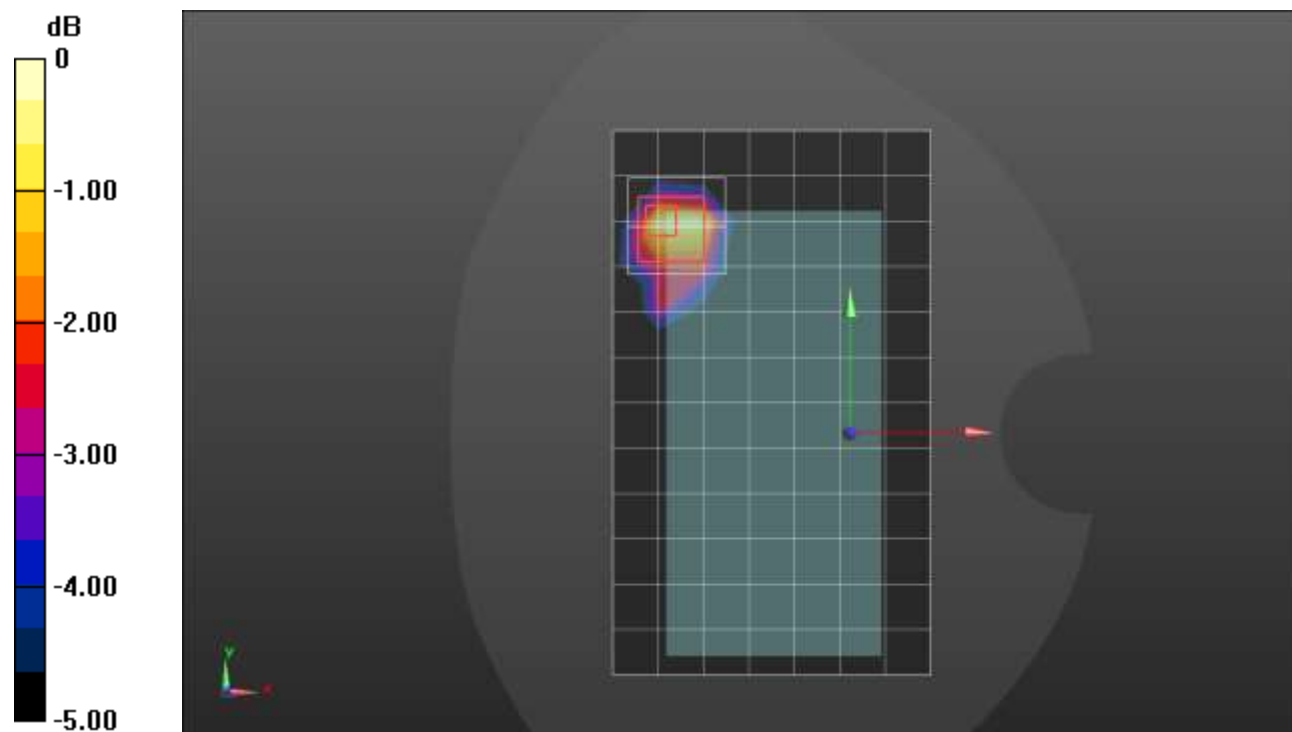
Peak SAR (extrapolated) = 1.07 W/kg

**SAR(1 g) = 0.487 W/kg; SAR(10 g) = 0.260 W/kg**

Smallest distance from peaks to all points 3 dB below = 10.2 mm

Ratio of SAR at M2 to SAR at M1 = 46.2%

Maximum value of SAR (measured) = 0.817 W/kg



0 dB = 0.817 W/kg = -0.88 dBW/kg

**n70 ANT4**

Frequency: 1702.5 MHz; Duty Cycle: 1:1; Room Ambient Temperature: 24.0°C; Liquid Temperature: 23.0°C  
Medium parameters used (interpolated):  $f = 1702.5$  MHz;  $\sigma = 1.357$  S/m;  $\epsilon_r = 41.07$ ;  $\rho = 1000$  kg/m<sup>3</sup>

Dasy Configuration:

- Area Scan Setting: Find Secondary Maximum within 2.0 dB and with a peak SAR value greater than 0.0012 W/kg
- Electronics: DAE4 Sn1545; Calibrated: 2/23/2022
- Probe: EX3DV4 - SN7500; ConvF(8.42, 8.42, 8.42) @ 1702.5 MHz; Calibrated: 3/25/2022
- Sensor-Surface: 1.4mm (Mechanical Surface Detection)
- Phantom: Twin-SAM V8.0 (20deg probe tilt); Type: QD 000 P41 AA; Serial: 1948

**Edge 4/Pi/2 BPSK RB 1,39 Ch 340500/Area Scan (6x13x1):** Measurement grid: dx=15mm, dy=15mm  
Maximum value of SAR (measured) = 0.0347 W/kg

**Edge 4/Pi/2 BPSK RB 1,39 Ch 340500/Zoom Scan (5x5x7)/Cube 0:** Measurement grid: dx=8mm, dy=8mm, dz=5mm

Reference Value = 5.505 V/m; Power Drift = -0.11 dB

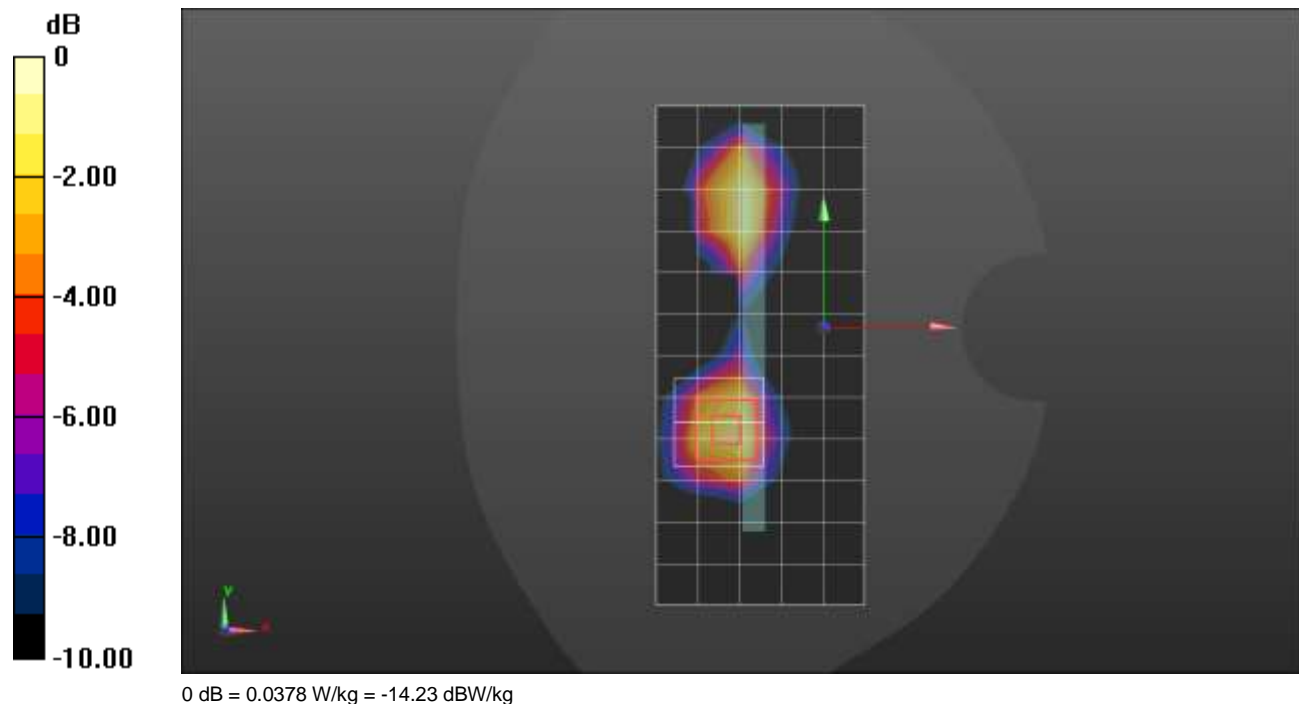
Peak SAR (extrapolated) = 0.0490 W/kg

**SAR(1 g) = 0.667 W/kg; SAR(10 g) = 0.310 W/kg**

Smallest distance from peaks to all points 3 dB below: Larger than measurement grid (> 16 mm)

Ratio of SAR at M2 to SAR at M1 = 47.6%

Maximum value of SAR (measured) = 0.0378 W/kg



**n71 ANT 1**

Frequency: 680.5 MHz; Duty Cycle: 1:1; Room Ambient Temperature: 24.0°C; Liquid Temperature: 23.0°C  
Medium parameters used (interpolated):  $f = 680.5$  MHz;  $\sigma = 0.857$  S/m;  $\epsilon_r = 42.029$ ;  $\rho = 1000$  kg/m<sup>3</sup>

Dasy Configuration:

- Area Scan Setting: Find Secondary Maximum within 2.0 dB and with a peak SAR value greater than 0.0012 W/kg
- Electronics: DAE4 Sn1548; Calibrated: 2/23/2022
- Probe: EX3DV4 - SN7482; ConvF(9.44, 9.44, 9.44); Calibrated: 4/26/2022;
- Sensor-Surface: 1.4mm (Mechanical Surface Detection)
- Phantom: SAM with CRP; Type: SAM; Serial: 2048

**LHS/Touch\_Pi/2 BPSK RB 1,52 Ch 136100/Area Scan (7x13x1):** Measurement grid: dx=15mm, dy=15mm

[Info: Interpolated medium parameters used for SAR evaluation.](#)

Maximum value of SAR (measured) = 0.184 W/kg

**LHS/Touch\_Pi/2 BPSK RB 1,52 Ch 136100/Zoom Scan (5x5x7)/Cube 0:** Measurement grid: dx=8mm, dy=8mm, dz=5mm

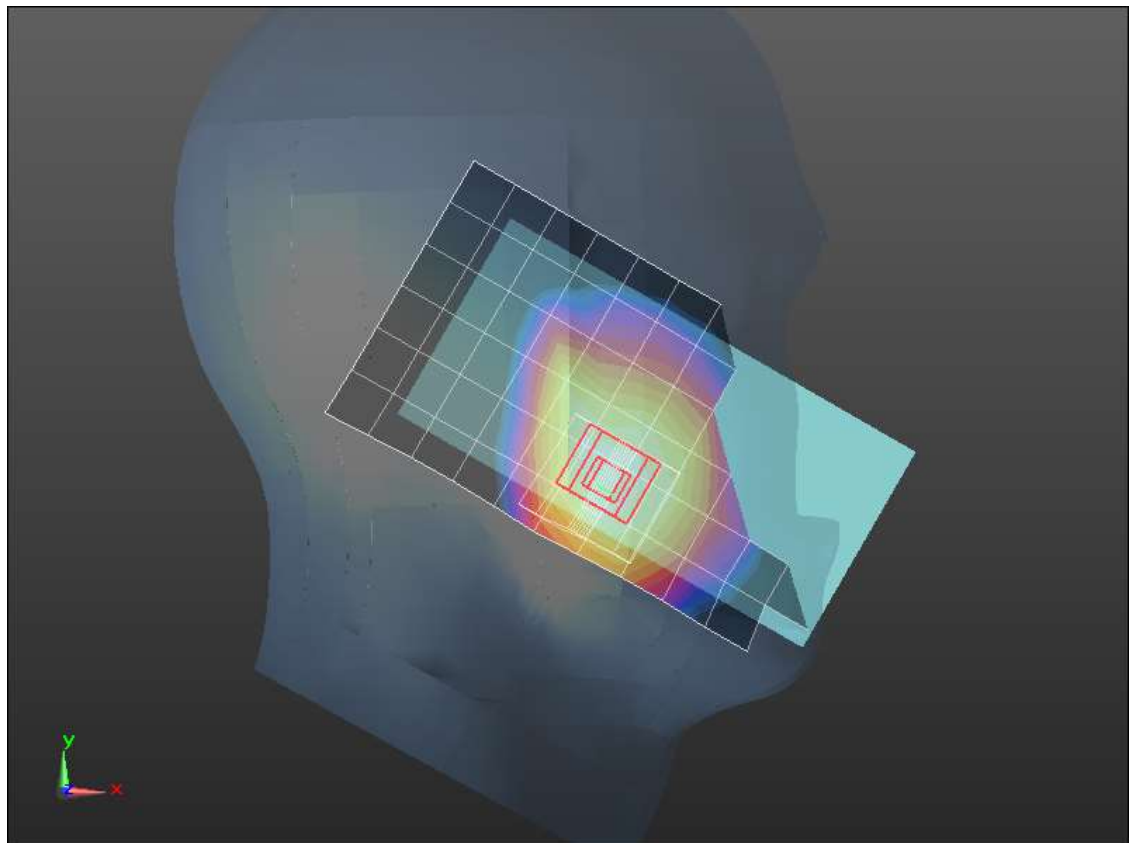
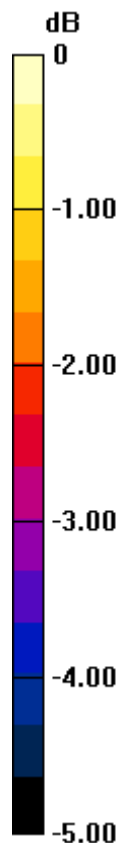
Reference Value = 14.89 V/m; Power Drift = 0.01 dB

Peak SAR (extrapolated) = 0.205 W/kg

**SAR(1 g) = 0.157 W/kg; SAR(10 g) = 0.123 W/kg**

[Info: Interpolated medium parameters used for SAR evaluation.](#)

Maximum value of SAR (measured) = 0.186 W/kg



0 dB = 0.186 W/kg = -7.30 dBW/kg



**n71 ANT 1**

Frequency: 680.5 MHz; Duty Cycle: 1:1; Room Ambient Temperature: 24.0°C; Liquid Temperature: 23.0°C  
Medium parameters used (interpolated):  $f = 680.5$  MHz;  $\sigma = 0.857$  S/m;  $\epsilon_r = 42.029$ ;  $\rho = 1000$  kg/m<sup>3</sup>

Dasy Configuration:

- Area Scan Setting: Find Secondary Maximum within 2.0 dB and with a peak SAR value greater than 0.0012 W/kg
- Electronics: DAE4 Sn1548; Calibrated: 2/23/2022
- Probe: EX3DV4 - SN7482; ConvF(9.44, 9.44, 9.44); Calibrated: 4/26/2022;
- Sensor-Surface: 1.4mm (Mechanical Surface Detection)
- Phantom: SAM with CRP; Type: SAM; Serial: 2048

**Rear/pi/2 BPSK RB 50,25 Ch 136100/Area Scan (8x14x1):** Measurement grid: dx=15mm, dy=15mm

[Info: Interpolated medium parameters used for SAR evaluation.](#)

Maximum value of SAR (measured) = 0.874 W/kg

**Rear/pi/2BPSK RB 50,25 Ch 136100/Zoom Scan (5x5x7)/Cube 0:** Measurement grid: dx=8mm, dy=8mm, dz=5mm

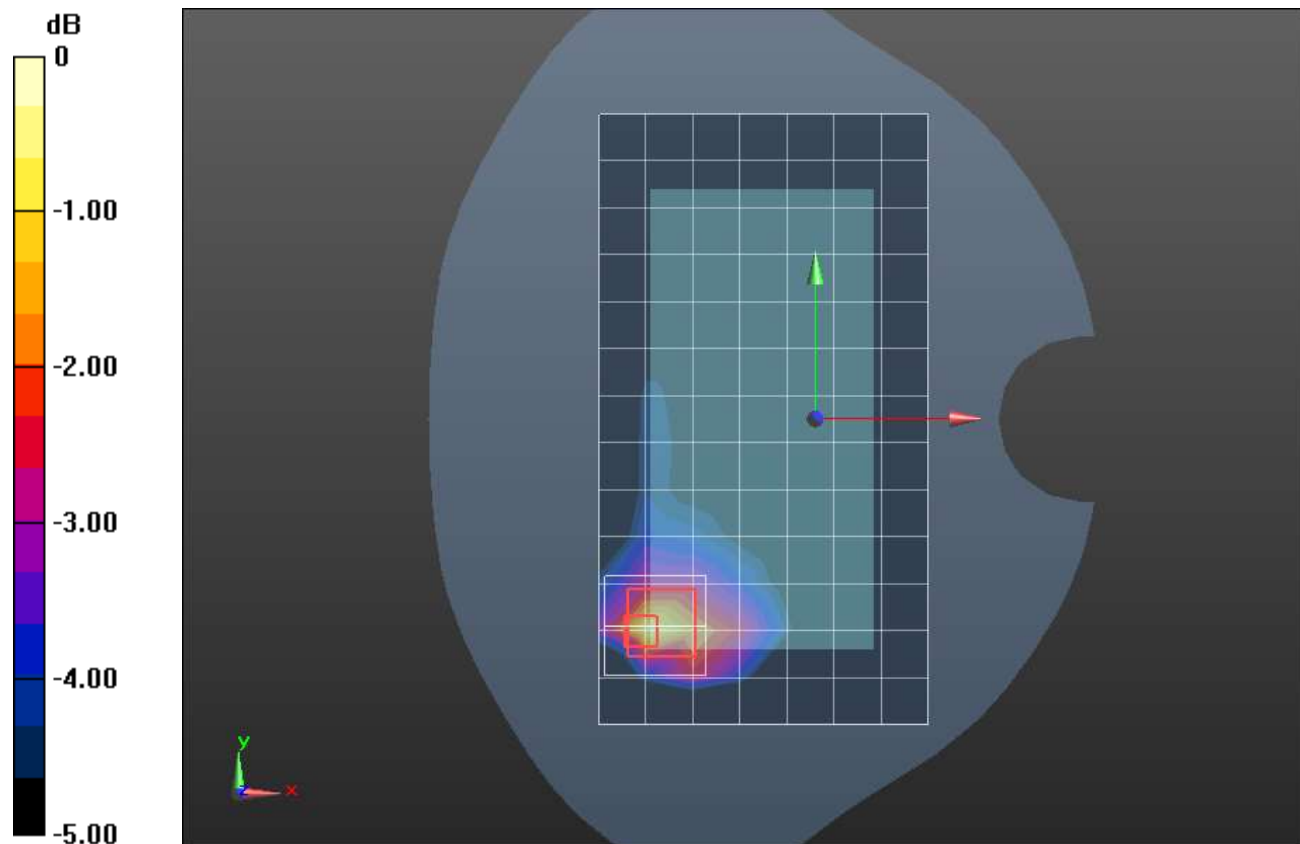
Reference Value = 33.91 V/m; Power Drift = 0.09 dB

Peak SAR (extrapolated) = 1.38 W/kg

**SAR(1 g) = 0.557 W/kg; SAR(10 g) = 0.323 W/kg**

[Info: Interpolated medium parameters used for SAR evaluation.](#)

Maximum value of SAR (measured) = 0.966 W/kg



0 dB = 0.966 W/kg = -0.15 dBW/kg

**n71 ANT 1**

Frequency: 680.5 MHz; Duty Cycle: 1:1; Room Ambient Temperature: 24.0°C; Liquid Temperature: 23.0°C  
Medium parameters used (interpolated):  $f = 680.5$  MHz;  $\sigma = 0.857$  S/m;  $\epsilon_r = 42.029$ ;  $\rho = 1000$  kg/m<sup>3</sup>

Dasy Configuration:

- Area Scan Setting: Find Secondary Maximum within 2.0 dB and with a peak SAR value greater than 0.0012 W/kg
- Electronics: DAE4 Sn1548; Calibrated: 2/23/2022
- Probe: EX3DV4 - SN7482; ConvF(9.44, 9.44, 9.44); Calibrated: 4/26/2022;
- Sensor-Surface: 1.4mm (Mechanical Surface Detection)
- Phantom: SAM with CRP; Type: SAM; Serial: 2048

**Edge 2/Pi/2 BPSK RB 50,25 Ch 136100/Area Scan (6x14x1):** Measurement grid: dx=15mm, dy=15mm

[Info: Interpolated medium parameters used for SAR evaluation.](#)

Maximum value of SAR (measured) = 0.877 W/kg

**Edge 2/Pi/2 BPSK RB 50,25 Ch 136100/Zoom Scan (5x5x7)/Cube 0:** Measurement grid: dx=8mm, dy=8mm, dz=5mm

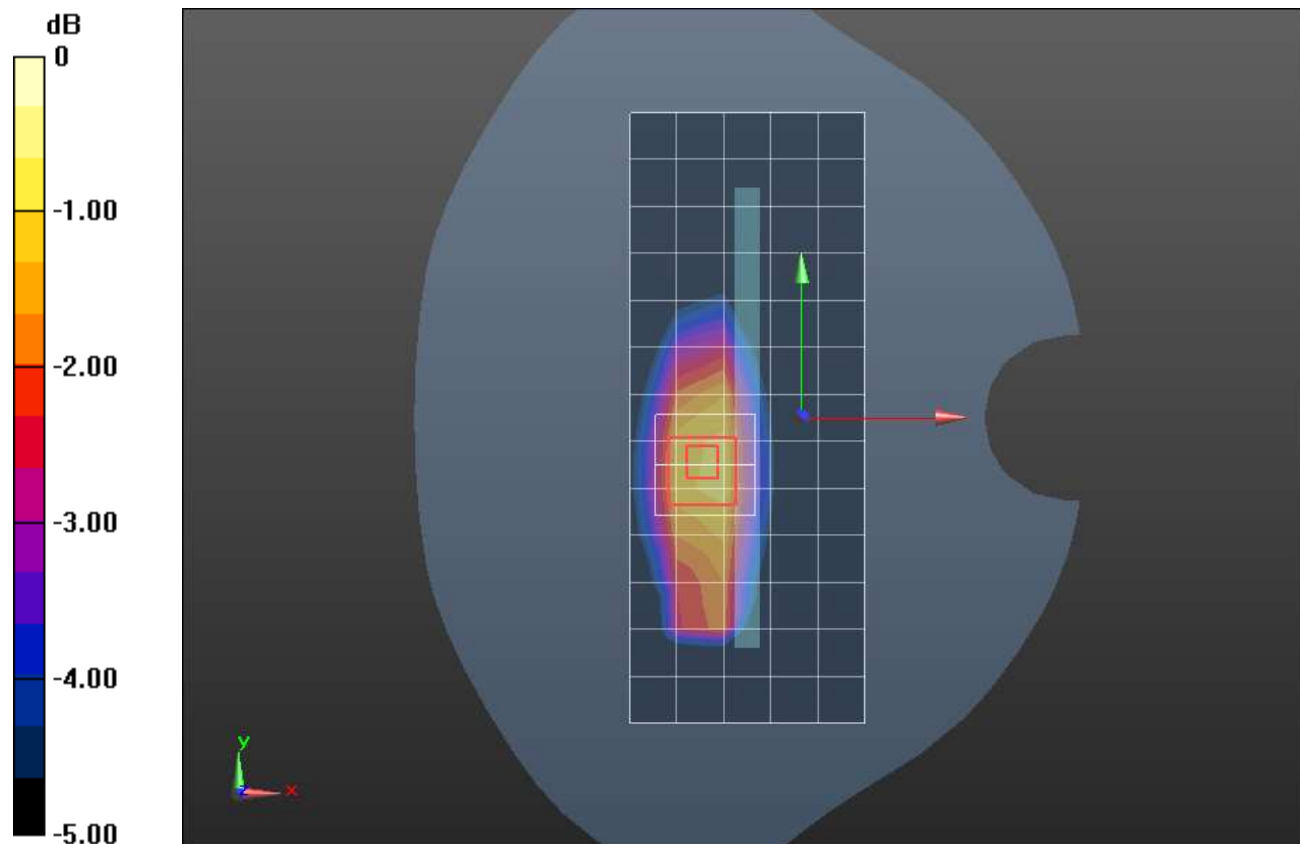
Reference Value = 33.61 V/m; Power Drift = 0.17 dB

Peak SAR (extrapolated) = 1.28 W/kg

**SAR(1 g) = 0.727 W/kg; SAR(10 g) = 0.470 W/kg**

[Info: Interpolated medium parameters used for SAR evaluation.](#)

Maximum value of SAR (measured) = 1.06 W/kg



0 dB = 1.06 W/kg = 0.25 dBW/kg

**n71 ANT 2**

Frequency: 680.5 MHz; Duty Cycle: 1:1; Room Ambient Temperature: 24.0°C; Liquid Temperature: 23.0°C  
Medium parameters used (interpolated):  $f = 680.5$  MHz;  $\sigma = 0.876$  S/m;  $\epsilon_r = 42.502$ ;  $\rho = 1000$  kg/m<sup>3</sup>

Dasy Configuration:

- Area Scan Setting: Find Secondary Maximum within 2.0 dB and with a peak SAR value greater than 0.0012 W/kg
- Electronics: DAE4 Sn1380; Calibrated: 8/11/2021
- Probe: EX3DV4 - SN3686; ConvF(9.75, 9.75, 9.75) @ 680.5 MHz; Calibrated: 1/18/2022
- Sensor-Surface: 1.4mm (Mechanical Surface Detection)
- Phantom: SAM with CRP; Type: SAM; Serial: 1751

**LHS/Tilt\_Pi/2BPSK RB 50,25 Ch 136100/Area Scan (9x13x1):** Measurement grid: dx=15mm, dy=15mm

[Info: Interpolated medium parameters used for SAR evaluation.](#)

Maximum value of SAR (measured) = 1.32 W/kg

**LHS/Tilt\_Pi/2BPSK RB 50,25 Ch 136100/Zoom Scan (5x5x7)/Cube 0:** Measurement grid: dx=8mm, dy=8mm, dz=5mm

Reference Value = 41.33 V/m; Power Drift = 0.05 dB

Peak SAR (extrapolated) = 1.88 W/kg


**SAR(1 g) = 0.591 W/kg; SAR(10 g) = 0.281 W/kg**

Smallest distance from peaks to all points 3 dB below = 8 mm

Ratio of SAR at M2 to SAR at M1 = 32.1%

[Info: Interpolated medium parameters used for SAR evaluation.](#)

Maximum value of SAR (measured) = 1.19 W/kg



0 dB = 1.19 W/kg = 0.76 dBW/kg

**n71 ANT 2**

Frequency: 680.5 MHz; Duty Cycle: 1:1; Room Ambient Temperature: 24.0°C; Liquid Temperature: 23.0°C  
Medium parameters used (interpolated):  $f = 680.5$  MHz;  $\sigma = 0.876$  S/m;  $\epsilon_r = 42.502$ ;  $\rho = 1000$  kg/m<sup>3</sup>

Dasy Configuration:

- Area Scan Setting: Find Secondary Maximum within 2.0 dB and with a peak SAR value greater than 0.0012 W/kg
- Electronics: DAE4 Sn1380; Calibrated: 8/11/2021
- Probe: EX3DV4 - SN3686; ConvF(9.75, 9.75, 9.75) @ 680.5 MHz; Calibrated: 1/18/2022
- Sensor-Surface: 1.4mm (Mechanical Surface Detection)
- Phantom: SAM with CRP; Type: SAM; Serial: 1751

**Rear/Pi/2 BPSK RB 50,25 Ch 136100/Area Scan (8x14x1):** Measurement grid: dx=15mm, dy=15mm

[Info: Interpolated medium parameters used for SAR evaluation.](#)

Maximum value of SAR (measured) = 0.644 W/kg

**Rear/Pi/2 BPSK RB 50,25 Ch 136100/Zoom Scan (5x5x7)/Cube 0:** Measurement grid: dx=8mm, dy=8mm, dz=5mm

Reference Value = 28.32 V/m; Power Drift = -0.06 dB

Peak SAR (extrapolated) = 1.18 W/kg

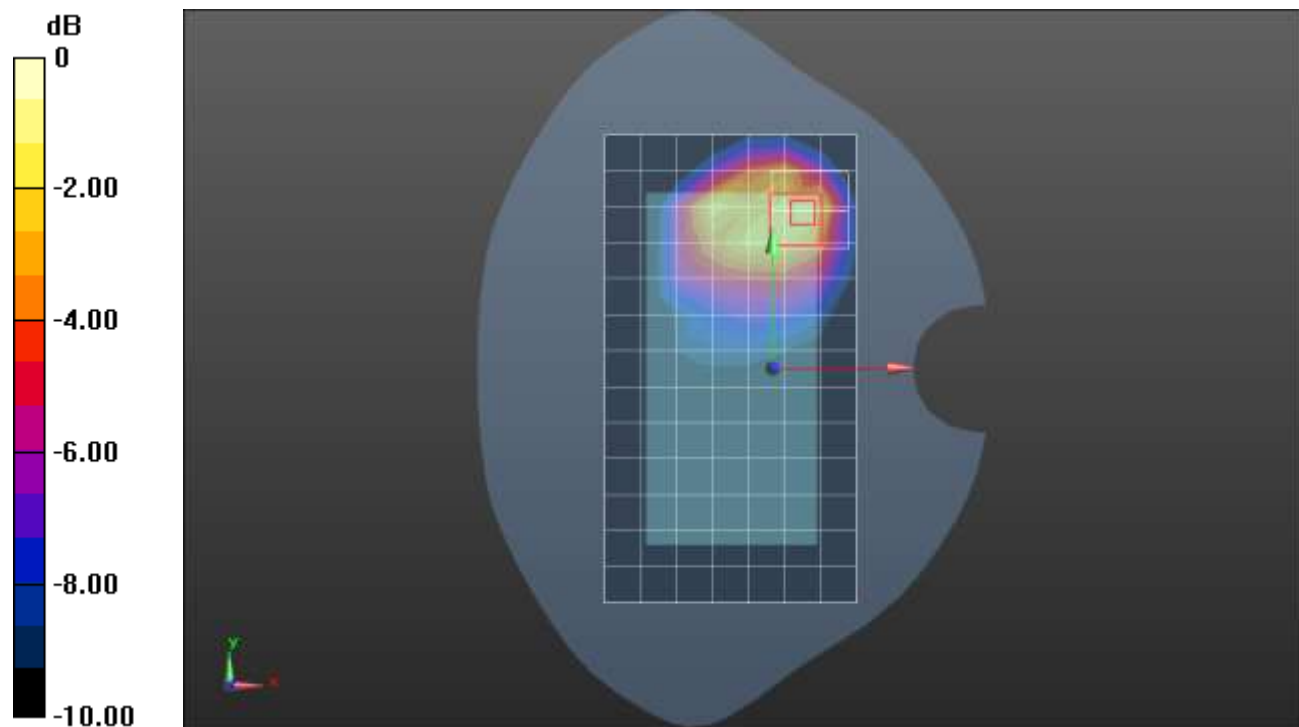
**SAR(1 g) = 0.515 W/kg; SAR(10 g) = 0.276 W/kg**

Smallest distance from peaks to all points 3 dB below = 10.1 mm

Ratio of SAR at M2 to SAR at M1 = 43.6%

[Info: Interpolated medium parameters used for SAR evaluation.](#)

Maximum value of SAR (measured) = 0.867 W/kg



0 dB = 0.867 W/kg = -0.62 dBW/kg

**n77 Block A ANT 7**

Frequency: 3499.98 MHz; Duty Cycle: 1:1; Room Ambient Temperature: 24.0°C; Liquid Temperature: 23.0°C  
Medium parameters used:  $f = 3500$  MHz;  $\sigma = 2.774$  S/m;  $\epsilon_r = 39.4$ ;  $\rho = 1000$  kg/m<sup>3</sup>

Dasy Configuration:

- Area Scan Setting: Find Secondary Maximum within 2.0 dB and with a peak SAR value greater than 0.0012 W/kg
- Electronics: DAE4 Sn1433; Calibrated: 2/23/2022
- Probe: EX3DV4 - SN3929; ConvF(6.5, 6.5, 6.5) @ 3499.98 MHz; Calibrated: 3/23/2022
- Sensor-Surface: 1.4mm (Mechanical Surface Detection)
- Phantom: Twin-SAM V8.0 (20deg probe tilt); Type: QD 000 P41 AA; Serial: 1956

**RHS/Touch\_Pi/2 BPSK RB 135,67 Ch 633332/Area Scan (10x15x1):** Measurement grid: dx=12mm, dy=12mm

Maximum value of SAR (measured) = 0.595 W/kg

**RHS/Touch\_Pi/2 BPSK RB 135,67 Ch 633332/Zoom Scan (7x7x8)/Cube 0:** Measurement grid: dx=5mm, dy=5mm, dz=4mm

Reference Value = 13.82 V/m; Power Drift = 0.05 dB

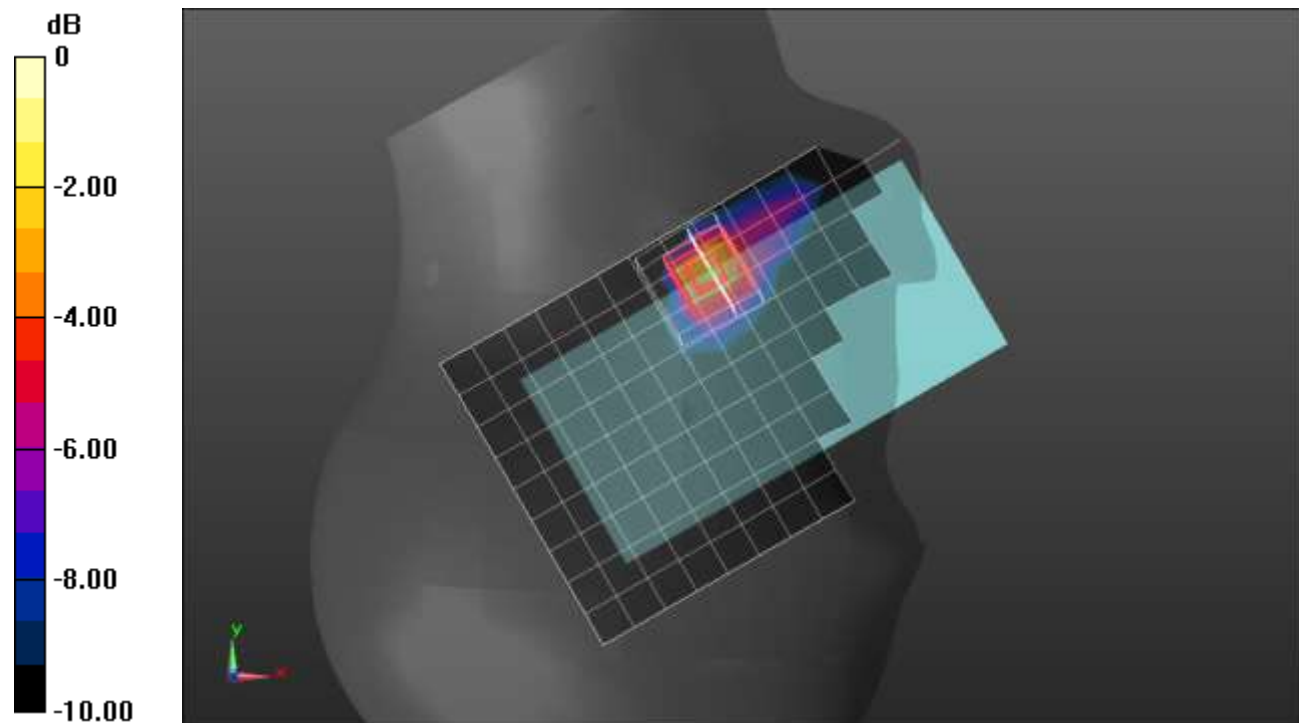
Peak SAR (extrapolated) = 1.27 W/kg

**SAR(1 g) = 0.498 W/kg; SAR(10 g) = 0.188 W/kg**

Smallest distance from peaks to all points 3 dB below = 7 mm

Ratio of SAR at M2 to SAR at M1 = 47.9%

Maximum value of SAR (measured) = 0.950 W/kg



0 dB = 0.950 W/kg = -0.22 dBW/kg

**n77 Block A ANT 7**


Frequency: 3499.98 MHz; Duty Cycle: 1:1; Room Ambient Temperature: 24.0°C; Liquid Temperature: 23.0°C  
Medium parameters used:  $f = 3500$  MHz;  $\sigma = 2.782$  S/m;  $\epsilon_r = 39.417$ ;  $\rho = 1000$  kg/m<sup>3</sup>

Dasy Configuration:

- Area Scan Setting: Find Secondary Maximum within 2.0 dB and with a peak SAR value greater than 0.0012 W/kg
- Electronics: DAE4 Sn1433; Calibrated: 2/23/2022
- Probe: EX3DV4 - SN3929; ConvF(6.5, 6.5, 6.5) @ 3499.98 MHz; Calibrated: 3/23/2022
- Sensor-Surface: 2.5mm (Mechanical Surface Detection)
- Phantom: Twin-SAM V8.0 (20deg probe tilt); Type: QD 000 P41 AA; Serial: 1956

**Rear/Pi/2 BPSK RB 1,136 ch 633332/Area Scan (10x16x1):** Measurement grid: dx=12mm, dy=12mm  
Maximum value of SAR (measured) = 0.725 W/kg

**Rear/Pi/2 BPSK RB 1,136 ch 633332/Zoom Scan (7x7x8)/Cube 0:** Measurement grid: dx=5mm, dy=5mm, dz=4mm  
Reference Value = 17.84 V/m; Power Drift = -0.10 dB  
Peak SAR (extrapolated) = 1.46 W/kg  
**SAR(1 g) = 0.566 W/kg; SAR(10 g) = 0.218 W/kg**  
Smallest distance from peaks to all points 3 dB below = 6.7 mm  
Ratio of SAR at M2 to SAR at M1 = 45.6%  
Maximum value of SAR (measured) = 0.842 W/kg



**n77 Block A ANT 7**

Frequency: 3499.98 MHz; Duty Cycle: 1:1; Room Ambient Temperature: 24.0°C; Liquid Temperature: 23.0°C  
Medium parameters used:  $f = 3500$  MHz;  $\sigma = 2.768$  S/m;  $\epsilon_r = 39.632$ ;  $\rho = 1000$  kg/m<sup>3</sup>

Dasy Configuration:

- Area Scan Setting: Find Secondary Maximum within 2.0 dB and with a peak SAR value greater than 0.0012 W/kg
- Electronics: DAE4 Sn1433; Calibrated: 2/23/2022
- Probe: EX3DV4 - SN3929; ConvF(6.5, 6.5, 6.5) @ 3499.98 MHz; Calibrated: 3/23/2022
- Sensor-Surface: 2.5mm (Mechanical Surface Detection)
- Phantom: Twin-SAM V8.0 (20deg probe tilt); Type: QD 000 P41 AA; Serial: 1956

**Edge 2/Pi/2 BPSK RB 135,67 ch 633332/Area Scan (7x17x1):** Measurement grid: dx=12mm, dy=12mm

Maximum value of SAR (measured) = 1.14 W/kg

**Edge 2/Pi/2 BPSK RB 135,67 ch 633332/Zoom Scan (7x7x8)/Cube 0:** Measurement grid: dx=5mm, dy=5mm, dz=4mm

Reference Value = 23.66 V/m; Power Drift = 0.06 dB

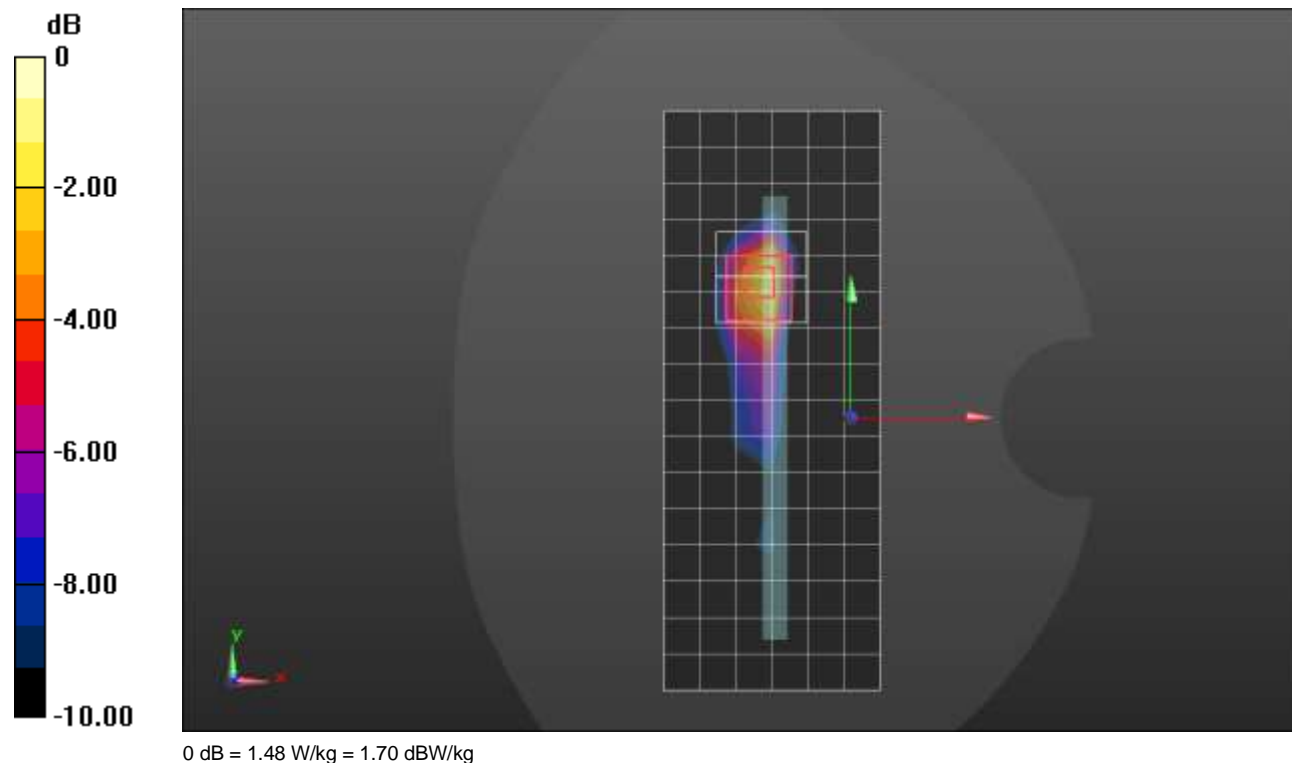
Peak SAR (extrapolated) = 2.56 W/kg

**SAR(1 g) = 0.928 W/kg; SAR(10 g) = 0.342 W/kg**

Smallest distance from peaks to all points 3 dB below = 7 mm

Ratio of SAR at M2 to SAR at M1 = 44.3%

Maximum value of SAR (measured) = 1.48 W/kg





**n77 Block A ANT 8**

Frequency: 3499.98 MHz; Duty Cycle: 1:1; Room Ambient Temperature: 24.0°C; Liquid Temperature: 23.0°C  
Medium parameters used:  $f = 3500$  MHz;  $\sigma = 2.768$  S/m;  $\epsilon_r = 39.632$ ;  $\rho = 1000$  kg/m<sup>3</sup>

Dasy Configuration:

- Area Scan Setting: Find Secondary Maximum within 2.0 dB and with a peak SAR value greater than 0.0012 W/kg
- Electronics: DAE4 Sn1433; Calibrated: 2/23/2022
- Probe: EX3DV4 - SN3929; ConvF(6.5, 6.5, 6.5) @ 3499.98 MHz; Calibrated: 3/23/2022
- Sensor-Surface: 1.4mm (Mechanical Surface Detection)
- Phantom: Twin-SAM V8.0 (20deg probe tilt); Type: QD 000 P41 AA; Serial: 1956

**RHS/Tilt\_Pi/2 BPSK RB 1,136 Ch 633332/Area Scan (10x16x1):** Measurement grid: dx=12mm, dy=12mm

Maximum value of SAR (measured) = 0.642 W/kg

**RHS/Tilt\_Pi/2 BPSK RB 1,136 Ch 633332/Zoom Scan (8x8x8)/Cube 0:** Measurement grid: dx=5mm, dy=5mm, dz=4mm

Reference Value = 14.83 V/m; Power Drift = 0.04 dB

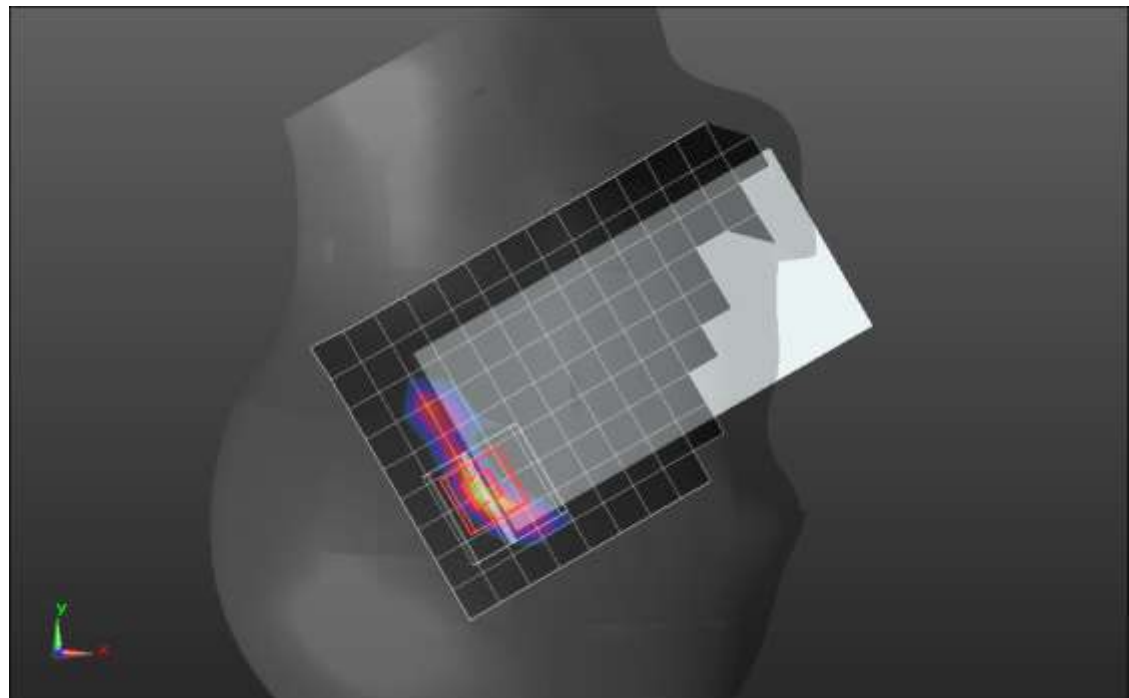
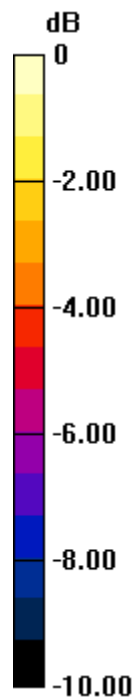
Peak SAR (extrapolated) = 1.23 W/kg

**SAR(1 g) = 0.357 W/kg; SAR(10 g) = 0.094 W/kg**

Smallest distance from peaks to all points 3 dB below = 3 mm

Ratio of SAR at M2 to SAR at M1 = 44%

Maximum value of SAR (measured) = 0.728 W/kg



0 dB = 0.728 W/kg = -1.38 dBW/kg

**n77 Block A ANT 8**

Frequency: 3499.98 MHz; Duty Cycle: 1:1; Room Ambient Temperature: 24.0°C; Liquid Temperature: 23.0°C  
Medium parameters used:  $f = 3500$  MHz;  $\sigma = 2.782$  S/m;  $\epsilon_r = 39.417$ ;  $\rho = 1000$  kg/m<sup>3</sup>

Dasy Configuration:

- Area Scan Setting: Find Secondary Maximum within 2.0 dB and with a peak SAR value greater than 0.0012 W/kg
- Electronics: DAE4 Sn1433; Calibrated: 2/23/2022
- Probe: EX3DV4 - SN3929; ConvF(6.5, 6.5, 6.5) @ 3499.98 MHz; Calibrated: 3/23/2022
- Sensor-Surface: 2.5mm (Mechanical Surface Detection)
- Phantom: Twin-SAM V8.0 (20deg probe tilt); Type: QD 000 P41 AA; Serial: 1956

**Rear/Pi/2 BPSK RB 1,136 ch 633332/Area Scan (11x16x1):** Measurement grid: dx=12mm, dy=12mm

Maximum value of SAR (measured) = 0.497 W/kg

**Rear/Pi/2 BPSK RB 1,136 ch 633332/Zoom Scan (7x7x8)/Cube 0:** Measurement grid: dx=5mm, dy=5mm, dz=4mm

Reference Value = 17.15 V/m; Power Drift = -0.01 dB

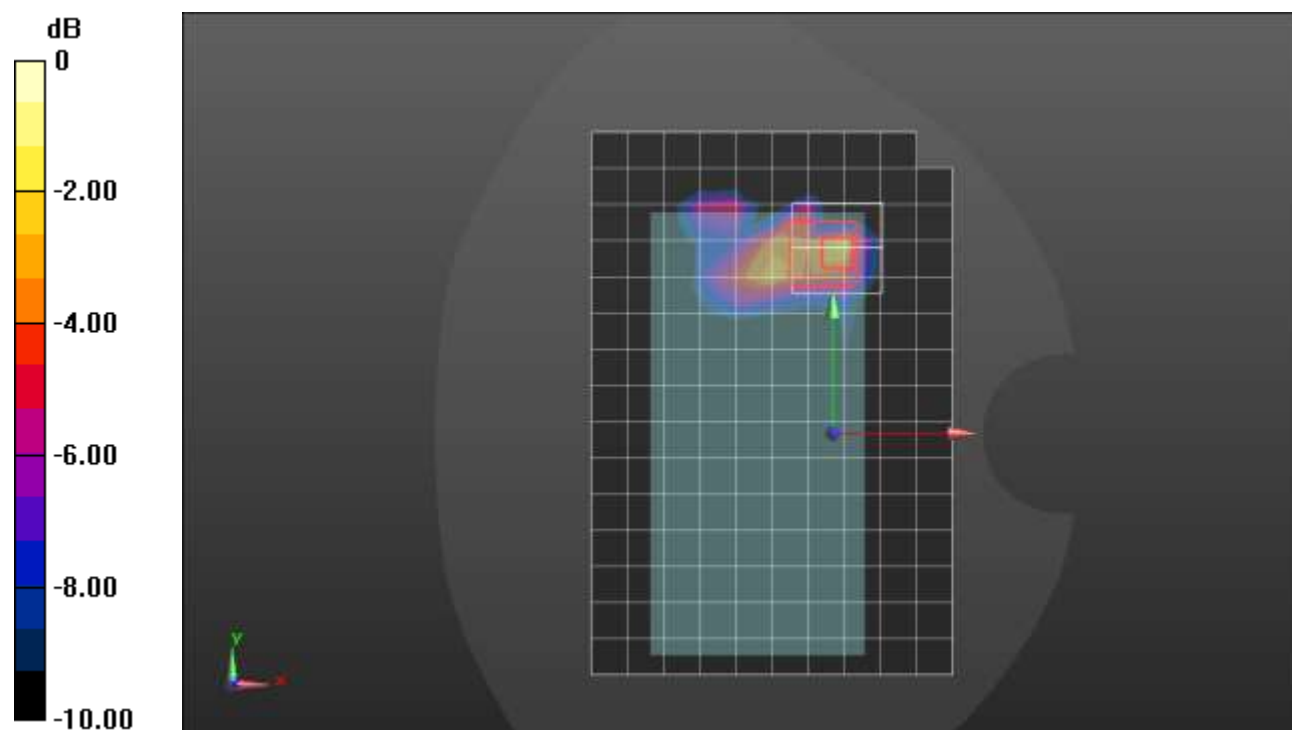
Peak SAR (extrapolated) = 1.50 W/kg

**SAR(1 g) = 0.436 W/kg; SAR(10 g) = 0.146 W/kg**

Smallest distance from peaks to all points 3 dB below = 5 mm

Ratio of SAR at M2 to SAR at M1 = 38.4%

Maximum value of SAR (measured) = 0.784 W/kg



0 dB = 0.784 W/kg = -1.06 dBW/kg

**n77 Block A ANT 9**

Frequency: 3499.98 MHz; Duty Cycle: 1:1; Room Ambient Temperature: 24.0°C; Liquid Temperature: 23.0°C

Medium parameters used:  $f = 3500$  MHz;  $\sigma = 2.777$  S/m;  $\epsilon_r = 37.44$ ;  $\rho = 1000$  kg/m<sup>3</sup>

Dasy Configuration:

- Area Scan Setting: Find Secondary Maximum within 2.0 dB and with a peak SAR value greater than 0.0012 W/kg
- Electronics: DAE4 Sn1540; Calibrated: 1/11/2022
- Probe: EX3DV4 - SN7356; ConvF(7.2, 7.2, 7.2) @ 3499.98 MHz; Calibrated: 3/24/2022
- Sensor-Surface: 1.4mm (Mechanical Surface Detection)
- Phantom: Twin-SAM V5.0 (20deg probe tilt); Type: SAM;

**RHS/Touch\_Pi/2 BPSK RB 1,136 Ch 633332/Area Scan (9x15x1):** Measurement grid: dx=12mm, dy=12mm

Maximum value of SAR (measured) = 0.432 W/kg

**RHS/Touch\_Pi/2 BPSK RB 1,136 Ch 633332/Zoom Scan (7x7x8)/Cube 0:** Measurement grid: dx=5mm, dy=5mm, dz=4mm

Reference Value = 11.49 V/m; Power Drift = 0.11 dB

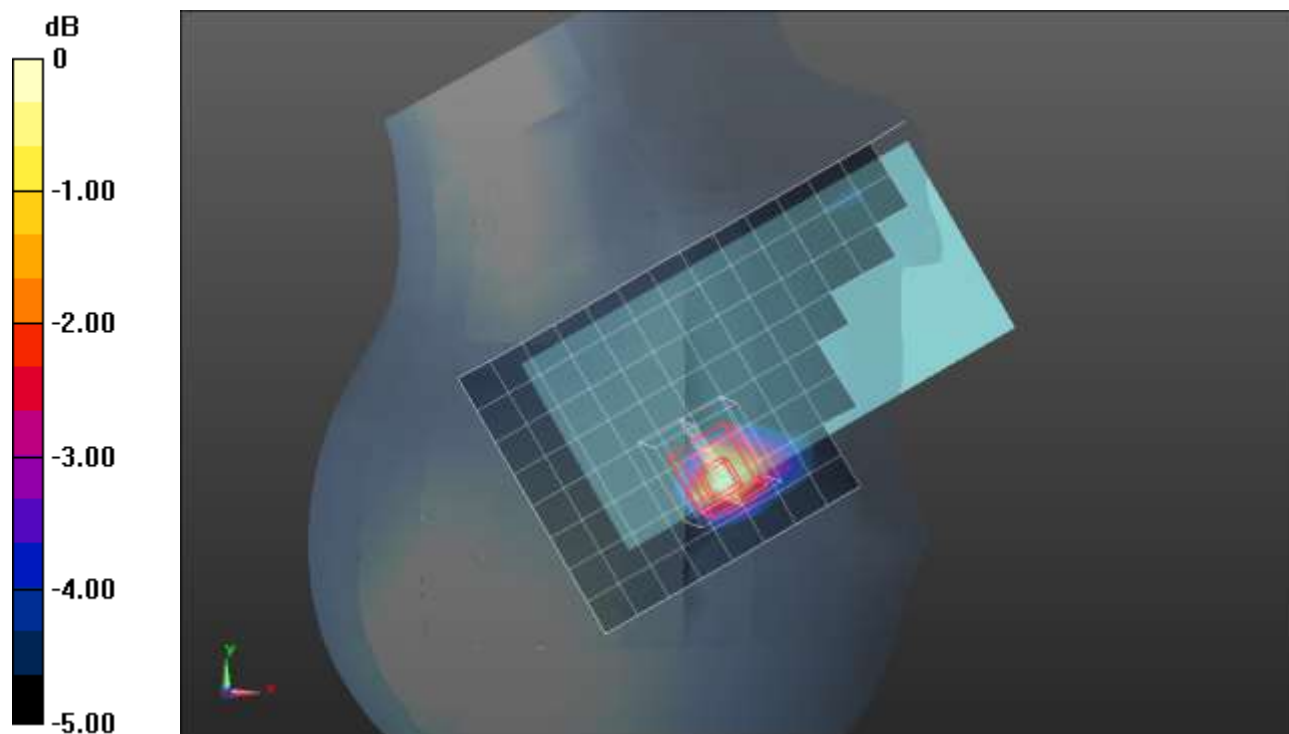
Peak SAR (extrapolated) = 0.574 W/kg

**SAR(1 g) = 0.249 W/kg; SAR(10 g) = 0.111 W/kg**

Smallest distance from peaks to all points 3 dB below = 10 mm

Ratio of SAR at M2 to SAR at M1 = 51.8%

Maximum value of SAR (measured) = 0.423 W/kg



0 dB = 0.423 W/kg = -3.74 dBW/kg

**n77 Block A ANT 9**

Frequency: 3499.98 MHz; Duty Cycle: 1:1; Room Ambient Temperature: 24.0°C; Liquid Temperature: 23.0°C  
Medium parameters used:  $f = 3500$  MHz;  $\sigma = 2.768$  S/m;  $\epsilon_r = 39.632$ ;  $\rho = 1000$  kg/m<sup>3</sup>

Dasy Configuration:

- Area Scan Setting: Find Secondary Maximum within 2.0 dB and with a peak SAR value greater than 0.0012 W/kg
- Electronics: DAE4 Sn1433; Calibrated: 2/23/2022
- Probe: EX3DV4 - SN3929; ConvF(6.5, 6.5, 6.5) @ 3499.98 MHz; Calibrated: 3/23/2022
- Sensor-Surface: 2.5mm (Mechanical Surface Detection)
- Phantom: Twin-SAM V8.0 (20deg probe tilt); Type: QD 000 P41 AA; Serial: 1956

**Front/Pi/2 BPSK RB 135,67 ch 633332/Area Scan (10x16x1):** Measurement grid: dx=12mm, dy=12mm  
Maximum value of SAR (measured) = 0.870 W/kg

**Front/Pi/2 BPSK RB 135,67 ch 633332/Zoom Scan (7x7x8)/Cube 0:** Measurement grid: dx=5mm, dy=5mm, dz=4mm

Reference Value = 19.01 V/m; Power Drift = 0.08 dB

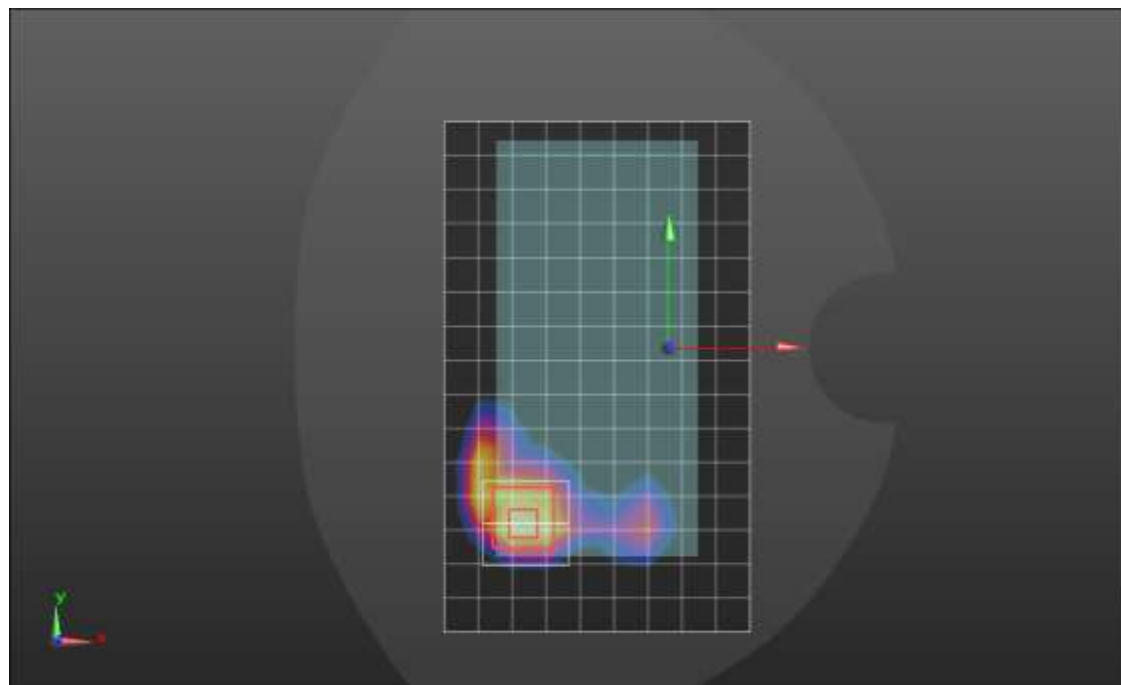
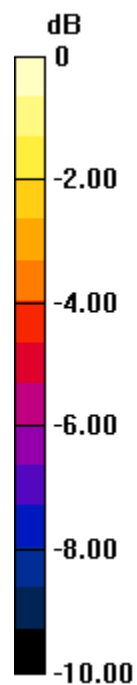
Peak SAR (extrapolated) = 1.88 W/kg

**SAR(1 g) = 0.648 W/kg; SAR(10 g) = 0.274 W/kg**

Smallest distance from peaks to all points 3 dB below = 6.3 mm

Ratio of SAR at M2 to SAR at M1 = 53.1%

Maximum value of SAR (measured) = 0.941 W/kg



0 dB = 0.941 W/kg = -0.26 dBW/kg

**n77 Block A ANT 9**

Frequency: 3499.98 MHz; Duty Cycle: 1:1; Room Ambient Temperature: 24.0°C; Liquid Temperature: 23.0°C  
Medium parameters used:  $f = 3500$  MHz;  $\sigma = 2.768$  S/m;  $\epsilon_r = 39.632$ ;  $\rho = 1000$  kg/m<sup>3</sup>

Dasy Configuration:

- Area Scan Setting: Find Secondary Maximum within 2.0 dB and with a peak SAR value greater than 0.0012 W/kg
- Electronics: DAE4 Sn1433; Calibrated: 2/23/2022
- Probe: EX3DV4 - SN3929; ConvF(6.5, 6.5, 6.5) @ 3499.98 MHz; Calibrated: 3/23/2022
- Sensor-Surface: 2.5mm (Mechanical Surface Detection)
- Phantom: Twin-SAM V8.0 (20deg probe tilt); Type: QD 000 P41 AA; Serial: 1956

**Edge 4/Pi/2 BPSK RB 1,136 ch 633332/Area Scan (7x17x1):** Measurement grid: dx=12mm, dy=12mm  
Maximum value of SAR (measured) = 0.933 W/kg

**Edge 4/Pi/2 BPSK RB 1,136 ch 633332/Zoom Scan (7x7x8)/Cube 0:** Measurement grid: dx=5mm, dy=5mm, dz=4mm

Reference Value = 22.23 V/m; Power Drift = 0.08 dB

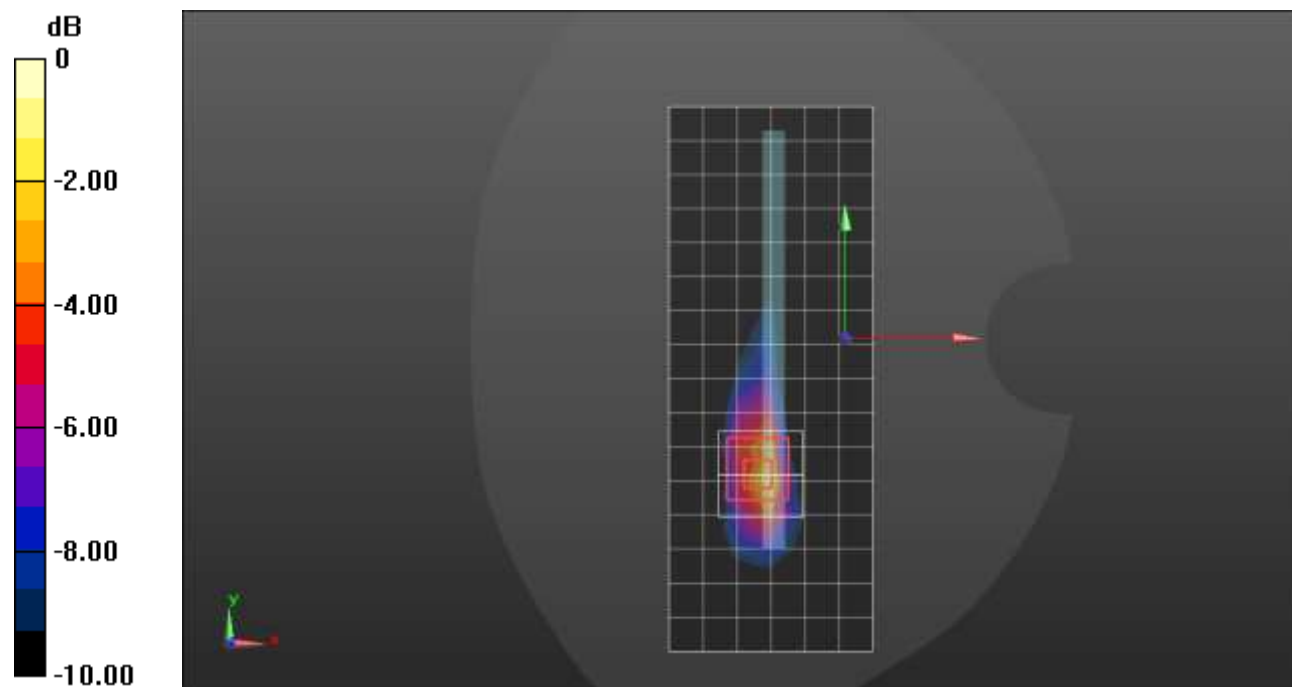
Peak SAR (extrapolated) = 2.28 W/kg

**SAR(1 g) = 0.794 W/kg; SAR(10 g) = 0.268 W/kg**

Smallest distance from peaks to all points 3 dB below = 6 mm

Ratio of SAR at M2 to SAR at M1 = 44.3%

Maximum value of SAR (measured) = 1.32 W/kg



**n77 Block A ANT 4**

Frequency: 3499.98 MHz; Duty Cycle: 1:1; Room Ambient Temperature: 24.0°C; Liquid Temperature: 23.0°C  
Medium parameters used:  $f = 3500$  MHz;  $\sigma = 2.782$  S/m;  $\epsilon_r = 39.417$ ;  $\rho = 1000$  kg/m<sup>3</sup>

Dasy Configuration:

- Area Scan Setting: Find Secondary Maximum within 2.0 dB and with a peak SAR value greater than 0.0012 W/kg
- Electronics: DAE4 Sn1433; Calibrated: 2/23/2022
- Probe: EX3DV4 - SN3929; ConvF(6.5, 6.5, 6.5) @ 3499.98 MHz; Calibrated: 3/23/2022
- Sensor-Surface: 1.4mm (Mechanical Surface Detection)
- Phantom: Twin-SAM V8.0 (20deg probe tilt); Type: QD 000 P41 AA; Serial: 1956

**LHS/Touch\_Pi/2 BPSK RB 1,136 Ch 633332/Area Scan (10x15x1):** Measurement grid: dx=12mm, dy=12mm

Maximum value of SAR (measured) = 1.31 W/kg

**LHS/Touch\_Pi/2 BPSK RB 1,136 Ch 633332/Zoom Scan (9x10x8)/Cube 0:** Measurement grid: dx=5mm, dy=5mm, dz=4mm

Reference Value = 19.79 V/m; Power Drift = -0.12 dB

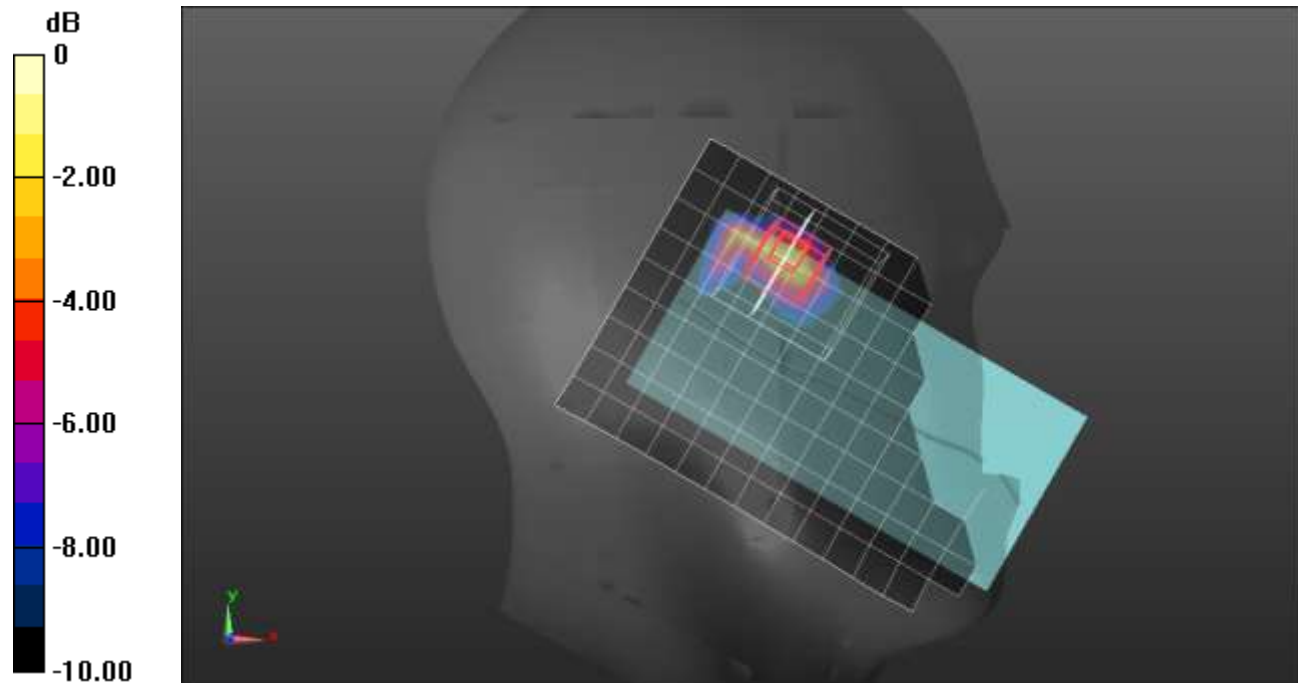
Peak SAR (extrapolated) = 2.73 W/kg

**SAR(1 g) = 0.800 W/kg; SAR(10 g) = 0.272 W/kg**

Smallest distance from peaks to all points 3 dB below = 5.4 mm

Ratio of SAR at M2 to SAR at M1 = 38.6%

Maximum value of SAR (measured) = 1.69 W/kg



0 dB = 1.69 W/kg = 2.28 dBW/kg

**n77 Block A ANT 4**

Frequency: 3499.98 MHz; Duty Cycle: 1:1; Room Ambient Temperature: 24.0°C; Liquid Temperature: 23.0°C  
Medium parameters used:  $f = 3500$  MHz;  $\sigma = 2.768$  S/m;  $\epsilon_r = 39.632$ ;  $\rho = 1000$  kg/m<sup>3</sup>

Dasy Configuration:

- Area Scan Setting: Find Secondary Maximum within 2.0 dB and with a peak SAR value greater than 0.0012 W/kg
- Electronics: DAE4 Sn1433; Calibrated: 2/23/2022
- Probe: EX3DV4 - SN3929; ConvF(6.5, 6.5, 6.5) @ 3499.98 MHz; Calibrated: 3/23/2022
- Sensor-Surface: 2.5mm (Mechanical Surface Detection)
- Phantom: Twin-SAM V8.0 (20deg probe tilt); Type: QD 000 P41 AA; Serial: 1956

**Rear/Pi/2 BPSK RB 1,136 ch 633332/Area Scan (11x16x1):** Measurement grid: dx=12mm, dy=12mm

Maximum value of SAR (measured) = 1.06 W/kg

**Rear/Pi/2 BPSK RB 1,136 ch 633332/Zoom Scan (7x7x8)/Cube 0:** Measurement grid: dx=5mm, dy=5mm, dz=4mm

Reference Value = 22.51 V/m; Power Drift = 0.01 dB

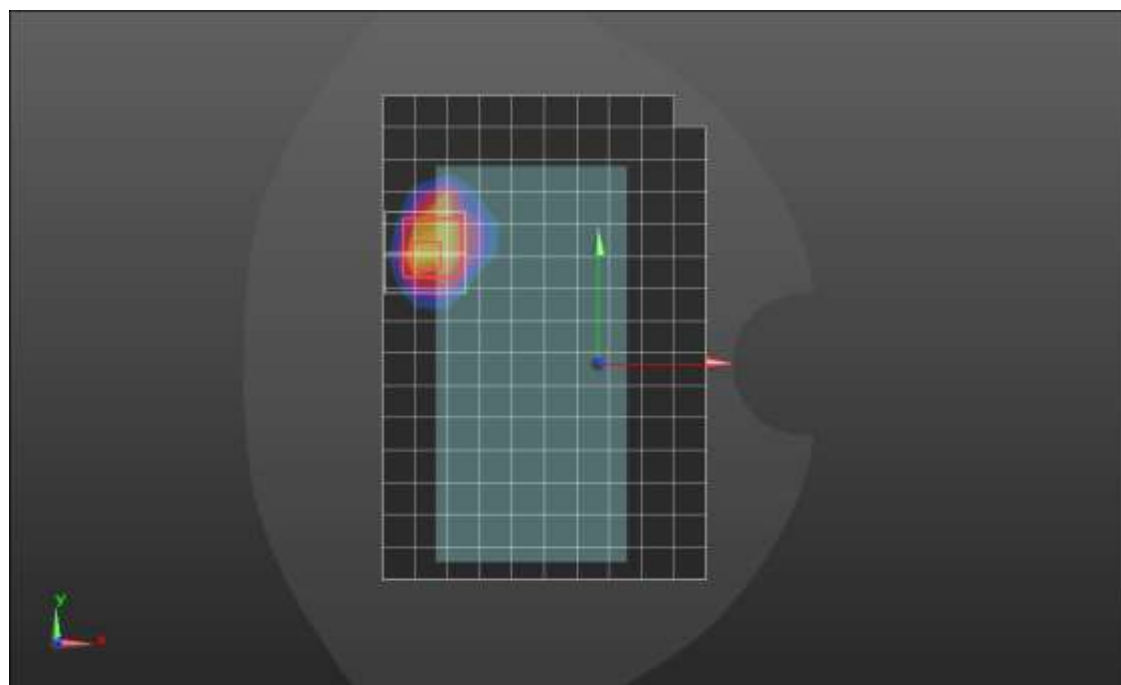
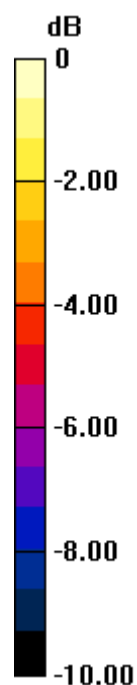
Peak SAR (extrapolated) = 2.33 W/kg

**SAR(1 g) = 0.808 W/kg; SAR(10 g) = 0.298 W/kg**

Smallest distance from peaks to all points 3 dB below = 7.6 mm

Ratio of SAR at M2 to SAR at M1 = 42.8%

Maximum value of SAR (measured) = 1.34 W/kg



0 dB = 1.34 W/kg = 1.27 dBW/kg

**n77 Block C ANT 7**

Frequency: 3840 MHz; Duty Cycle: 1:1; Room Ambient Temperature: 24.0°C; Liquid Temperature: 23.0°C  
Medium parameters used:  $f = 3840$  MHz;  $\sigma = 3.1$  S/m;  $\epsilon_r = 38.902$ ;  $\rho = 1000$  kg/m<sup>3</sup>

Dasy Configuration:

- Area Scan Setting: Find Secondary Maximum within 2.0 dB and with a peak SAR value greater than 0.0012 W/kg
- Electronics: DAE4 Sn1433; Calibrated: 2/23/2022
- Probe: EX3DV4 - SN3929; ConvF(6.34, 6.34, 6.34) @ 3840 MHz; Calibrated: 3/23/2022
- Sensor-Surface: 1.4mm (Mechanical Surface Detection)
- Phantom: Twin-SAM V8.0 (20deg probe tilt); Type: QD 000 P41 AA; Serial: 1956

**RHS/Touch\_Pi/2 BPSK RB 1,136 Ch 656000 2 2/Area Scan (10x15x1):** Measurement grid:

$dx=12$ mm,  $dy=12$ mm

Maximum value of SAR (measured) = 0.374 W/kg

**RHS/Touch\_Pi/2 BPSK RB 1,136 Ch 656000 2 2/Zoom Scan (7x7x8)/Cube 0:** Measurement

grid:  $dx=5$ mm,  $dy=5$ mm,  $dz=4$ mm

Reference Value = 11.68 V/m; Power Drift = -0.08 dB

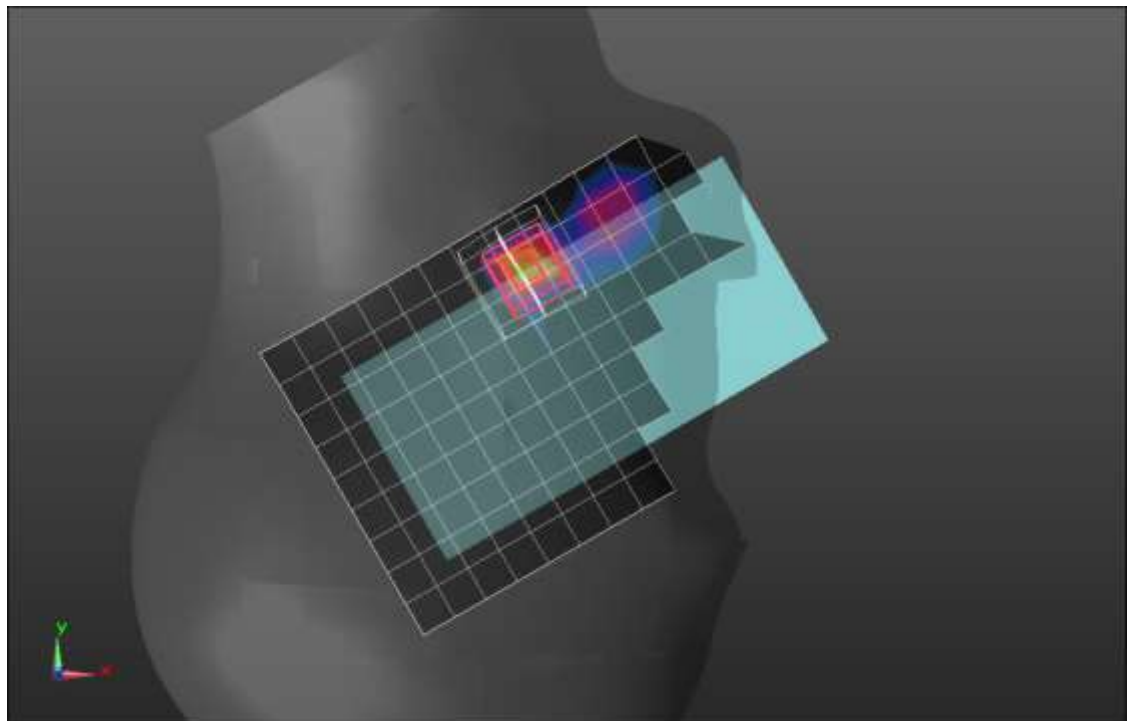
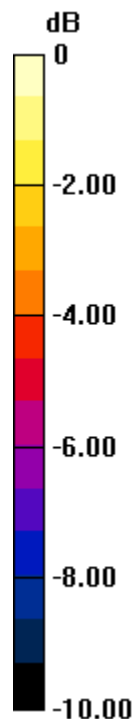
Peak SAR (extrapolated) = 0.988 W/kg

**SAR(1 g) = 0.356 W/kg; SAR(10 g) = 0.117 W/kg**

Smallest distance from peaks to all points 3 dB below = 6.1 mm

Ratio of SAR at M2 to SAR at M1 = 50.3%

Maximum value of SAR (measured) = 0.684 W/kg



0 dB = 0.684 W/kg = -1.65 dBW/kg



**n77 Block C ANT 7**

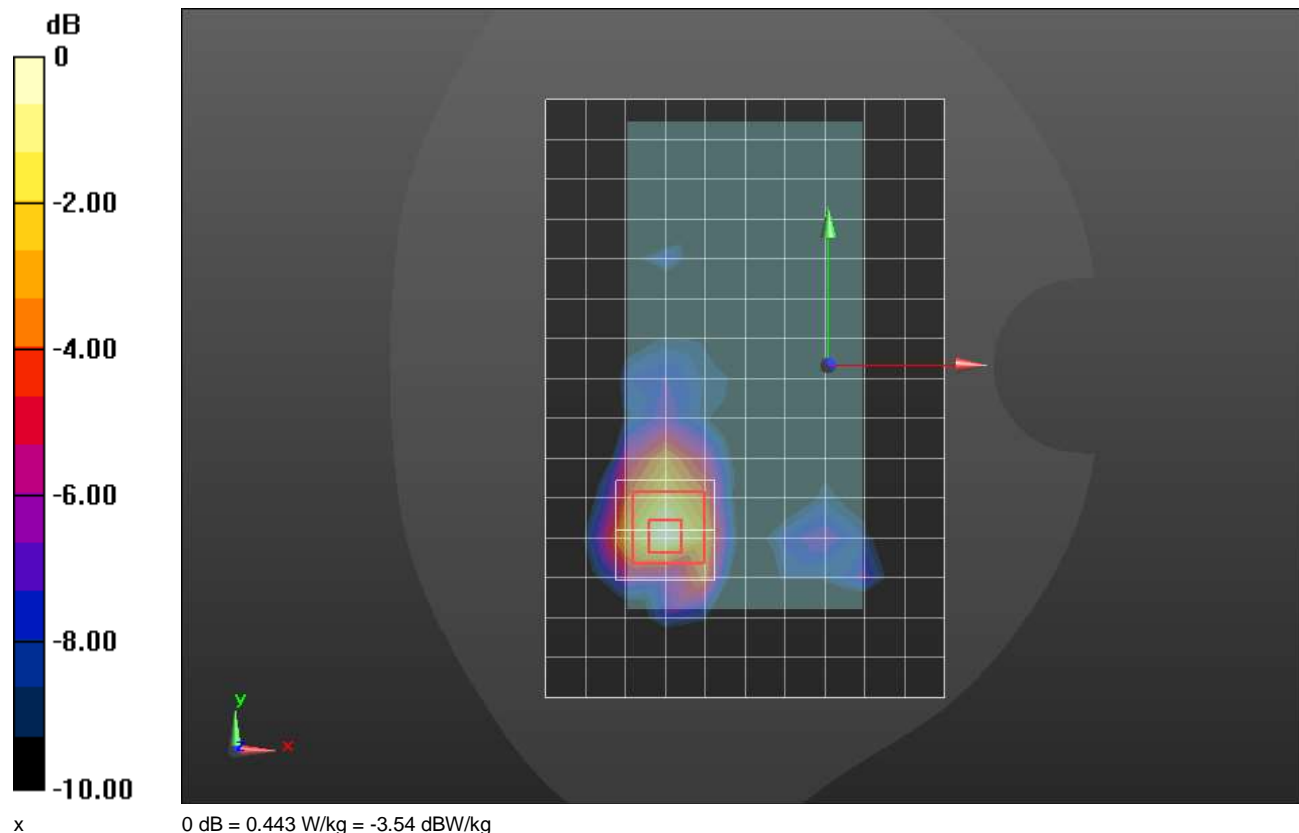
Frequency: 3840 MHz; Duty Cycle: 1:1; Room Ambient Temperature: 24.0°C; Liquid Temperature: 23.0°C  
Medium parameters used:  $f = 3840$  MHz;  $\sigma = 3.213$  S/m;  $\epsilon_r = 38.132$ ;  $\rho = 1000$  kg/m<sup>3</sup>

Dasy Configuration:

- Area Scan Setting: Find Secondary Maximum within 2.0 dB and with a peak SAR value greater than 0.0012 W/kg
- Electronics: DAE4ip Sn1621; Calibrated: 4/21/2022
- Probe: EX3DV4 - SN3990; ConvF(6.76, 6.76, 6.76) @ 3840 MHz; Calibrated: 2/25/2022
- Sensor-Surface: 2.5mm (Mechanical Surface Detection)
- Phantom: Twin-SAM V8.0 (20deg probe tilt); Type: QD 000 P41 Ax; Serial: xxxx

**Rear/Pi/2 BPSK RB 1,136 ch 656000/Area Scan (11x16x1):** Measurement grid: dx=12mm, dy=12mm  
Maximum value of SAR (measured) = 0.455 W/kg

**Rear/Pi/2 BPSK RB 1,136 ch 656000/Zoom Scan (7x7x8)/Cube 0:** Measurement grid: dx=5mm, dy=5mm, dz=4mm  
Reference Value = 12.18 V/m; Power Drift = 0.11 dB  
Peak SAR (extrapolated) = 0.763 W/kg  
**SAR(1 g) = 0.300 W/kg; SAR(10 g) = 0.126 W/kg**  
Smallest distance from peaks to all points 3 dB below = 7.6 mm  
Ratio of SAR at M2 to SAR at M1 = 46.4%  
Maximum value of SAR (measured) = 0.443 W/kg



**n77 Block C ANT 7**

Frequency: 3840 MHz; Duty Cycle: 1:1; Room Ambient Temperature: 24.0°C; Liquid Temperature: 23.0°C  
Medium parameters used:  $f = 3840$  MHz;  $\sigma = 3.213$  S/m;  $\epsilon_r = 38.132$ ;  $\rho = 1000$  kg/m<sup>3</sup>

Dasy Configuration:

- Area Scan Setting: Find Secondary Maximum within 2.0 dB and with a peak SAR value greater than 0.0012 W/kg
- Electronics: DAE4ip Sn1621; Calibrated: 4/21/2022
- Probe: EX3DV4 - SN3990; ConvF(6.76, 6.76, 6.76) @ 3840 MHz; Calibrated: 2/25/2022
- Sensor-Surface: 2.5mm (Mechanical Surface Detection (Locations From Previous Scan Used)), Sensor-Surface: 2.5mm (Mechanical Surface Detection)
- Phantom: Twin-SAM V8.0 (20deg probe tilt); Type: QD 000 P41 Ax; Serial: xxxx

**Edge 2/Pi/2 BPSK RB 1,136 ch 656000 2/Area Scan (7x17x1):** Measurement grid: dx=12mm, dy=12mm

Maximum value of SAR (measured) = 0.599 W/kg

**Edge 2/Pi/2 BPSK RB 1,136 ch 656000 2/Zoom Scan (7x7x8)/Cube 0:** Measurement grid: dx=5mm, dy=5mm, dz=4mm

Reference Value = 16.13 V/m; Power Drift = 0.13 dB

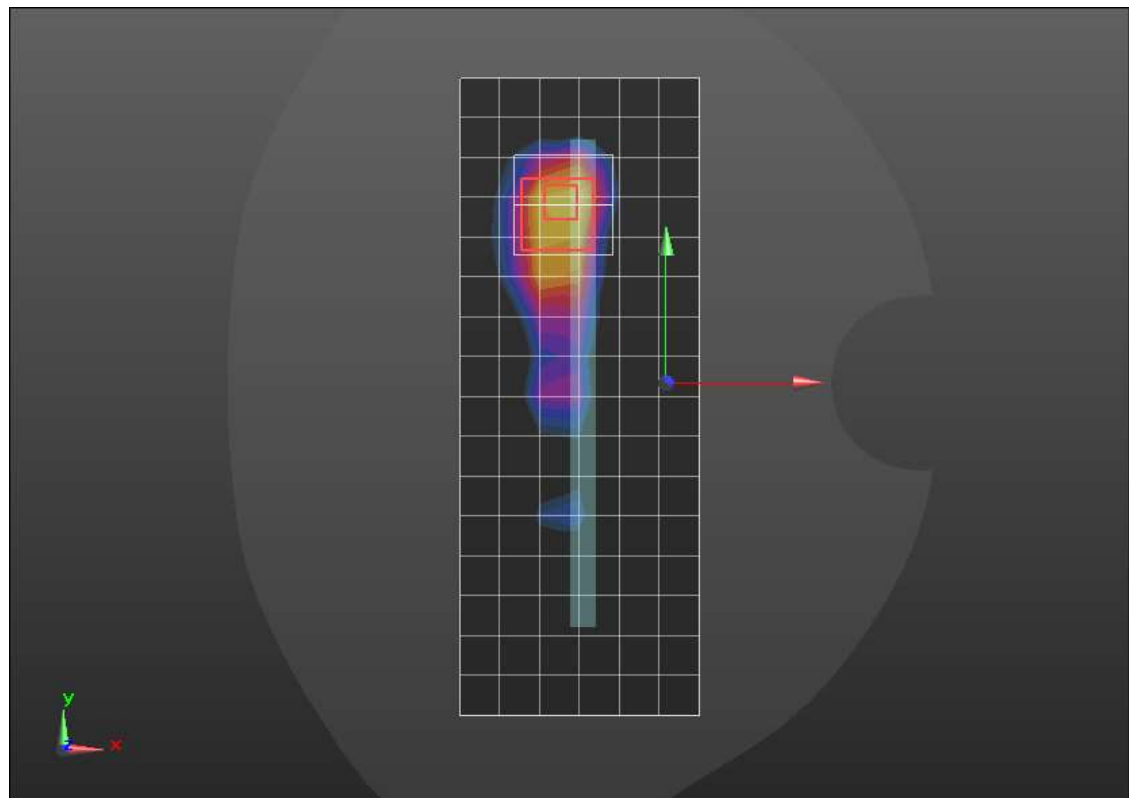
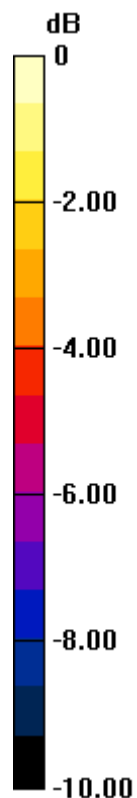
Peak SAR (extrapolated) = 1.42 W/kg

**SAR(1 g) = 0.488 W/kg; SAR(10 g) = 0.177 W/kg**

Smallest distance from peaks to all points 3 dB below = 7.6 mm

Ratio of SAR at M2 to SAR at M1 = 41%

Maximum value of SAR (measured) = 0.779 W/kg



0 dB = 0.779 W/kg = -1.08 dBW/kg

**n77 Block C ANT 8**

Frequency: 3840 MHz; Duty Cycle: 1:1; Room Ambient Temperature: 24.0°C; Liquid Temperature: 23.0°C  
Medium parameters used:  $f = 3840$  MHz;  $\sigma = 3.297$  S/m;  $\epsilon_r = 36.942$ ;  $\rho = 1000$  kg/m<sup>3</sup>

Dasy Configuration:

- Area Scan Setting: Find Secondary Maximum within 2.0 dB and with a peak SAR value greater than 0.0012 W/kg
- Electronics: DAE4ip Sn1621; Calibrated: 4/21/2022
- Probe: EX3DV4 - SN3990; ConvF(6.76, 6.76, 6.76) @ 3840 MHz; Calibrated: 2/25/2022
- Sensor-Surface: 1.4mm (Mechanical Surface Detection (Locations From Previous Scan Used)), Sensor-Surface: 1.4mm (Mechanical Surface Detection)
- Phantom: Twin-SAM V8.0 (20deg probe tilt); Type: QD 000 P41 Ax; Serial: xxxx

**RHS/Touch\_Pi/2 BPSK RB 135,67 Ch 656000/Area Scan (13x17x1):** Measurement grid: dx=12mm, dy=12mm

Maximum value of SAR (measured) = 1.60 W/kg

**RHS/Touch\_Pi/2 BPSK RB 135,67 Ch 656000/Zoom Scan (8x8x8)/Cube 0:** Measurement grid:

dx=5mm, dy=5mm, dz=4mm

Reference Value = 19.59 V/m; Power Drift = 0.04 dB

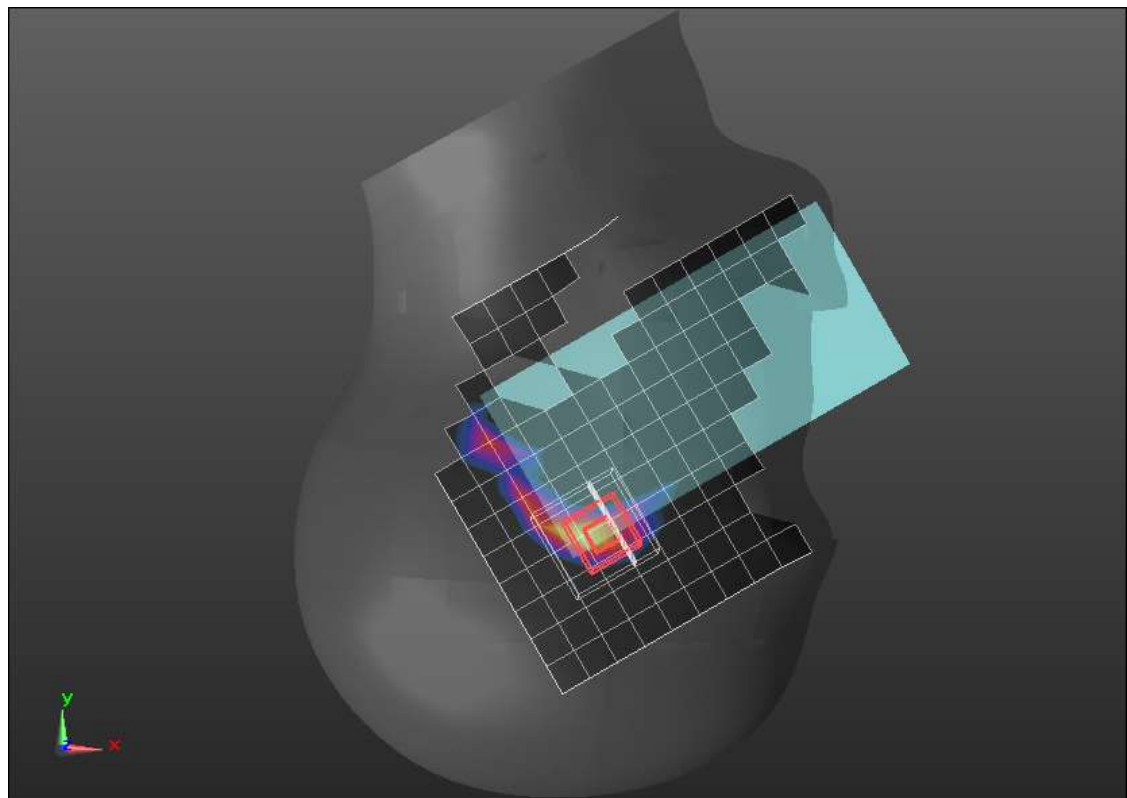
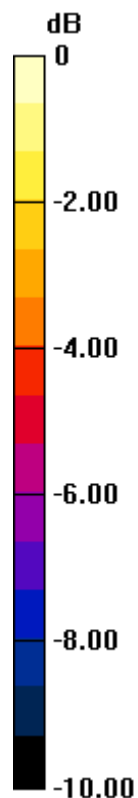
Peak SAR (extrapolated) = 3.14 W/kg

**SAR(1 g) = 0.854 W/kg; SAR(10 g) = 0.273 W/kg**

Smallest distance from peaks to all points 3 dB below = 4.2 mm

Ratio of SAR at M2 to SAR at M1 = 36%

Maximum value of SAR (measured) = 1.95 W/kg



0 dB = 1.95 W/kg = 2.90 dBW/kg

**n77 Block C ANT 8**

Frequency: 3840 MHz; Duty Cycle: 1:1; Room Ambient Temperature: 24.0°C; Liquid Temperature: 23.0°C

Medium parameters used:  $f = 3840$  MHz;  $\sigma = 3.297$  S/m;  $\epsilon_r = 36.942$ ;  $\rho = 1000$  kg/m<sup>3</sup>

Dasy Configuration:

- Area Scan Setting: Find Secondary Maximum within 2.0 dB and with a peak SAR value greater than 0.0012 W/kg
- Electronics: DAE4ip Sn1621; Calibrated: 4/21/2022
- Probe: EX3DV4 - SN3990; ConvF(6.76, 6.76, 6.76) @ 3840 MHz; Calibrated: 2/25/2022
- Sensor-Surface: 2.5mm (Mechanical Surface Detection)
- Phantom: Twin-SAM V8.0 (20deg probe tilt); Type: QD 000 P41 Ax; Serial: xxxx

**Rear/Pi/2 BPSK RB 1,136 ch 656000/Area Scan (11x16x1):** Measurement grid: dx=12mm, dy=12mm

Maximum value of SAR (measured) = 0.496 W/kg

**Rear/Pi/2 BPSK RB 1,136 ch 656000/Zoom Scan (7x7x8)/Cube 0:** Measurement grid: dx=5mm, dy=5mm, dz=4mm

Reference Value = 13.41 V/m; Power Drift = -0.04 dB

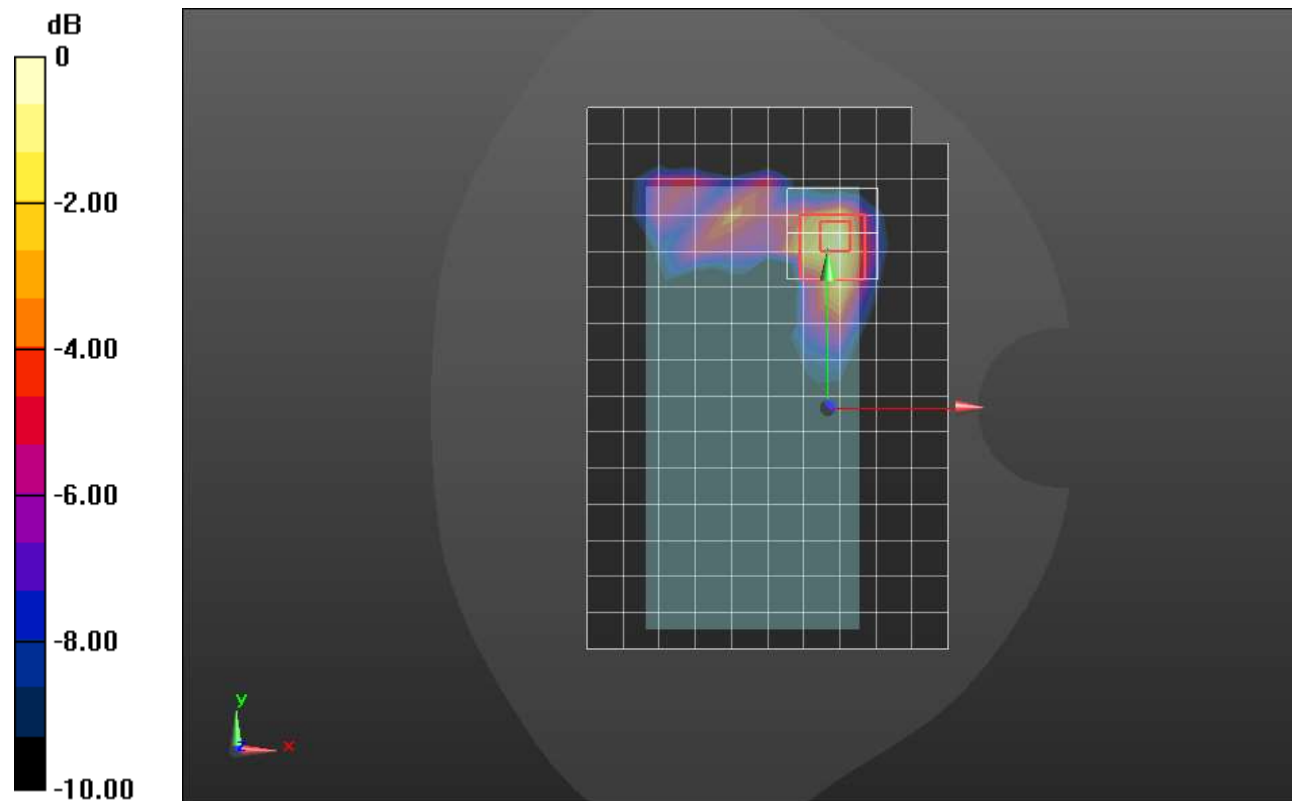
Peak SAR (extrapolated) = 1.08 W/kg

**SAR(1 g) = 0.343 W/kg; SAR(10 g) = 0.146 W/kg**

Smallest distance from peaks to all points 3 dB below = 6.1 mm

Ratio of SAR at M2 to SAR at M1 = 32.1%

Maximum value of SAR (measured) = 0.572 W/kg



0 dB = 0.572 W/kg = -2.43 dBW/kg

**n77 Block C ANT 8**

Frequency: 3840 MHz; Duty Cycle: 1:1; Room Ambient Temperature: 24.0°C; Liquid Temperature: 23.0°C  
Medium parameters used:  $f = 3840$  MHz;  $\sigma = 3.279$  S/m;  $\epsilon_r = 36.575$ ;  $\rho = 1000$  kg/m<sup>3</sup>

Dasy Configuration:

- Area Scan Setting: Find Secondary Maximum within 2.0 dB and with a peak SAR value greater than 0.0012 W/kg
- Electronics: DAE4ip Sn1621; Calibrated: 4/21/2022
- Probe: EX3DV4 - SN3990; ConvF(6.76, 6.76, 6.76) @ 3840 MHz; Calibrated: 2/25/2022
- Sensor-Surface: 2.5mm (Mechanical Surface Detection)
- Phantom: Twin-SAM V8.0 (20deg probe tilt); Type: QD 000 P41 Ax; Serial: xxxx

**Edge 4/Pi/2 BPSK RB 1,136 ch 656000/Area Scan (7x17x1):** Measurement grid: dx=12mm, dy=12mm  
Maximum value of SAR (measured) = 0.791 W/kg

**Edge 4/Pi/2 BPSK RB 1,136 ch 656000/Zoom Scan (7x7x8)/Cube 0:** Measurement grid: dx=5mm, dy=5mm, dz=4mm

Reference Value = 19.40 V/m; Power Drift = -0.09 dB

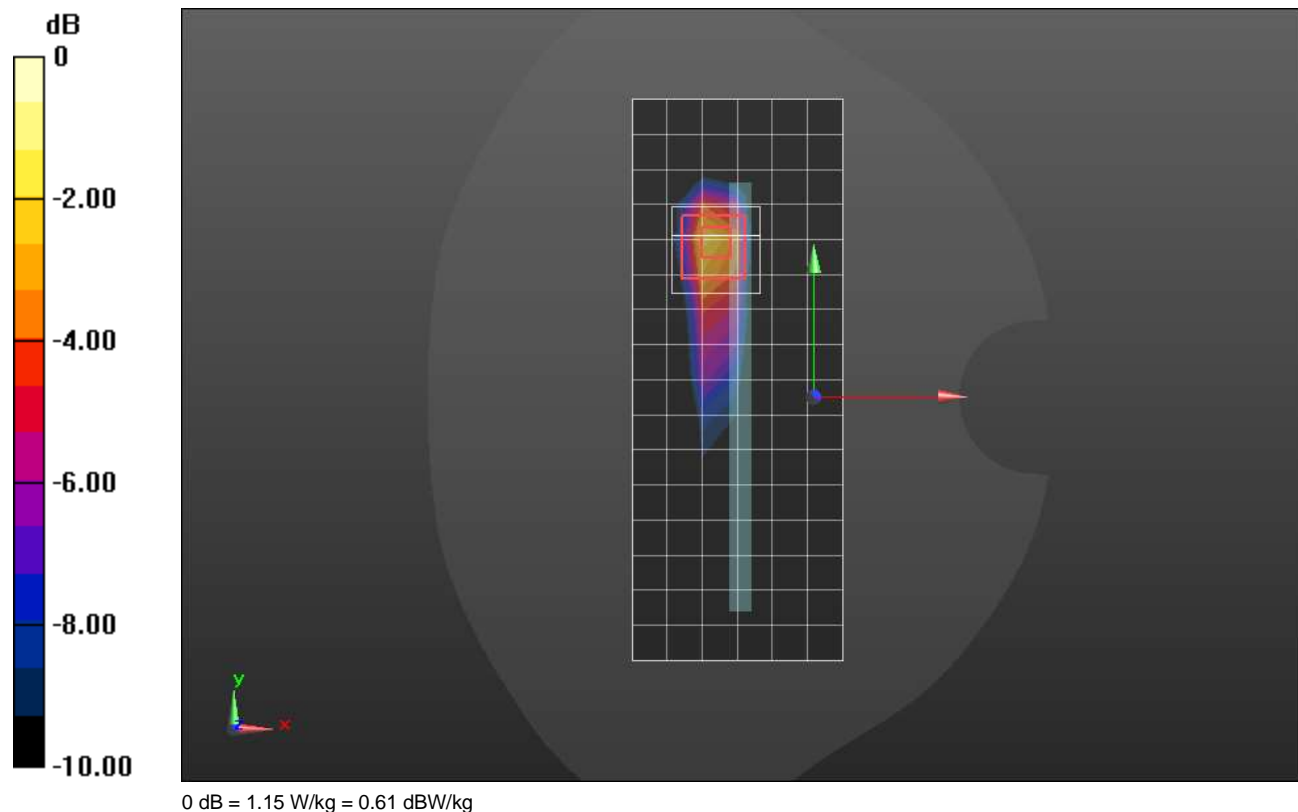
Peak SAR (extrapolated) = 2.05 W/kg

**SAR(1 g) = 0.706 W/kg; SAR(10 g) = 0.246 W/kg**

Smallest distance from peaks to all points 3 dB below = 7 mm

Ratio of SAR at M2 to SAR at M1 = 41.1%

Maximum value of SAR (measured) = 1.15 W/kg



**n77 Block C ANT 9**

Frequency: 3840 MHz; Duty Cycle: 1:1; Room Ambient Temperature: 24.0°C; Liquid Temperature: 23.0°C  
Medium parameters used:  $f = 3840$  MHz;  $\sigma = 3.1$  S/m;  $\epsilon_r = 38.902$ ;  $\rho = 1000$  kg/m<sup>3</sup>

Dasy Configuration:

- Area Scan Setting: Find Secondary Maximum within 2.0 dB and with a peak SAR value greater than 0.0012 W/kg
- Electronics: DAE4 Sn1433; Calibrated: 2/23/2022
- Probe: EX3DV4 - SN3929; ConvF(6.34, 6.34, 6.34) @ 3840 MHz; Calibrated: 3/23/2022
- Sensor-Surface: 1.4mm (Mechanical Surface Detection)
- Phantom: Twin-SAM V8.0 (20deg probe tilt); Type: QD 000 P41 AA; Serial: 1956

**LHS/Touch\_Pi/2 BPSK RB 1,136 Ch 656000/Area Scan (10x17x1):** Measurement grid: dx=12mm, dy=12mm  
Maximum value of SAR (measured) = 0.178 W/kg

**LHS/Touch\_Pi/2 BPSK RB 1,136 Ch 656000/Zoom Scan (7x7x8)/Cube 0:** Measurement grid: dx=5mm, dy=5mm, dz=4mm

Reference Value = 9.507 V/m; Power Drift = 0.05 dB

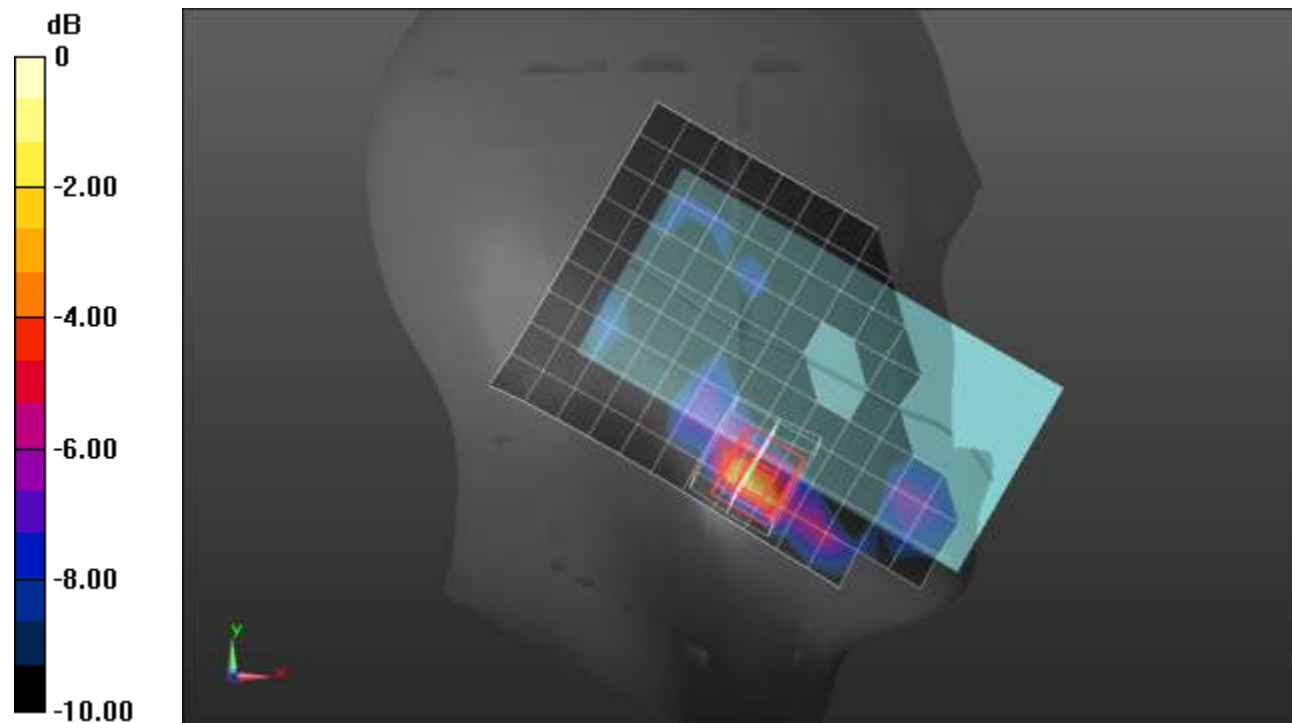
Peak SAR (extrapolated) = 0.459 W/kg

**SAR(1 g) = 0.142 W/kg; SAR(10 g) = 0.043 W/kg**

Smallest distance from peaks to all points 3 dB below = 5.3 mm

Ratio of SAR at M2 to SAR at M1 = 43.5%

Maximum value of SAR (measured) = 0.284 W/kg



0 dB = 0.284 W/kg = -5.47 dBW/kg

**n77 Block C ANT 9**

Frequency: 3840 MHz; Duty Cycle: 1:1; Room Ambient Temperature: 24.0°C; Liquid Temperature: 23.0°C  
Medium parameters used:  $f = 3840$  MHz;  $\sigma = 3.279$  S/m;  $\epsilon_r = 36.575$ ;  $\rho = 1000$  kg/m<sup>3</sup>

Dasy Configuration:

- Area Scan Setting: Find Secondary Maximum within 2.0 dB and with a peak SAR value greater than 0.0012 W/kg
- Electronics: DAE4ip Sn1621; Calibrated: 4/21/2022
- Probe: EX3DV4 - SN3990; ConvF(6.76, 6.76, 6.76) @ 3840 MHz; Calibrated: 2/25/2022
- Sensor-Surface: 2.5mm (Mechanical Surface Detection)
- Phantom: Twin-SAM V8.0 (20deg probe tilt); Type: QD 000 P41 Ax; Serial: xxxx

**Front/Pi/2 BPSK RB 1,136 ch 656000/Area Scan (10x16x1):** Measurement grid: dx=12mm, dy=12mm  
Maximum value of SAR (measured) = 0.548 W/kg

**Front/Pi/2 BPSK RB 1,136 ch 656000/Zoom Scan (7x7x8)/Cube 0:** Measurement grid: dx=5mm, dy=5mm, dz=4mm

Reference Value = 13.89 V/m; Power Drift = 0.03 dB

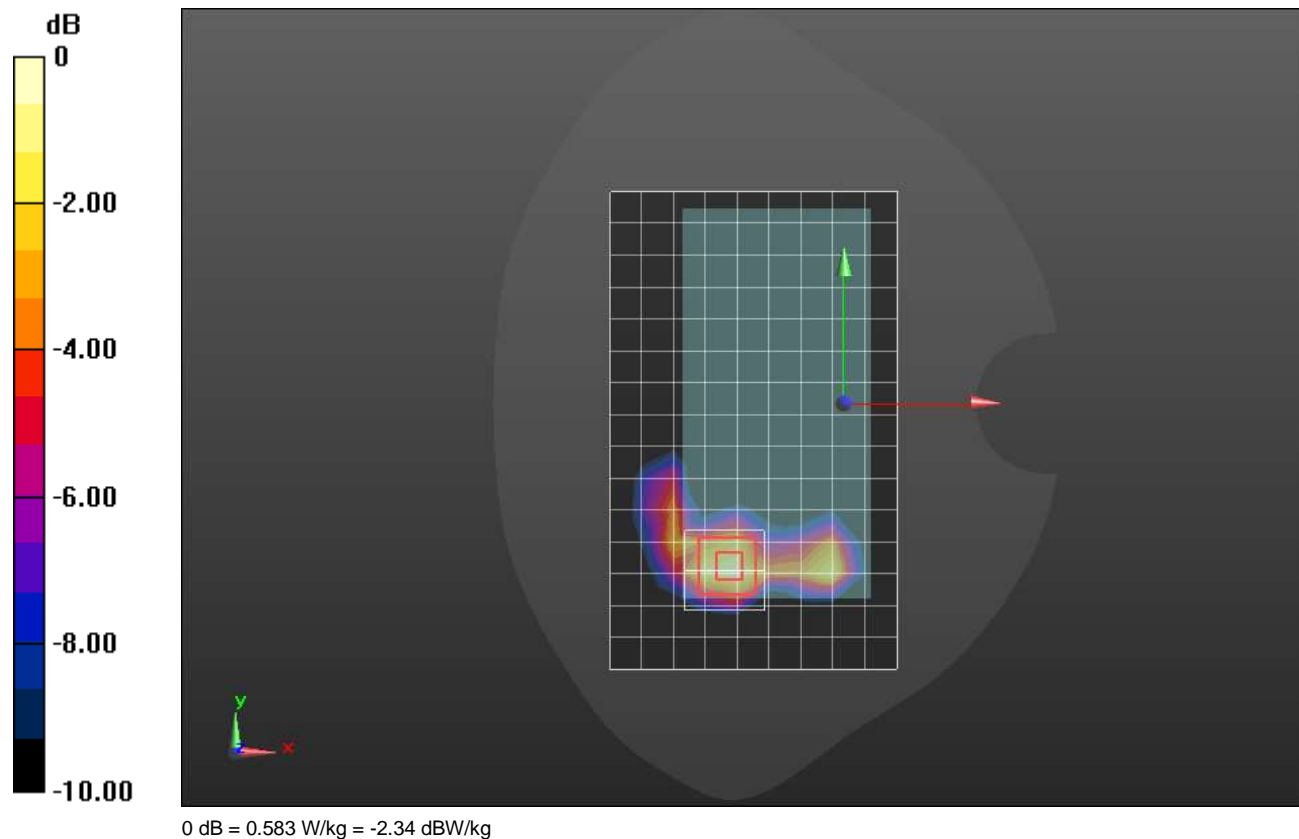
Peak SAR (extrapolated) = 0.970 W/kg

**SAR(1 g) = 0.390 W/kg; SAR(10 g) = 0.157 W/kg**

Smallest distance from peaks to all points 3 dB below = 9.8 mm

Ratio of SAR at M2 to SAR at M1 = 43.9%

Maximum value of SAR (measured) = 0.583 W/kg



**n77 Block C ANT 9**

Frequency: 3840 MHz; Duty Cycle: 1:1; Room Ambient Temperature: 24.0°C; Liquid Temperature: 23.0°C

Medium parameters used:  $f = 3840$  MHz;  $\sigma = 3.279$  S/m;  $\epsilon_r = 36.575$ ;  $\rho = 1000$  kg/m<sup>3</sup>

Dasy Configuration:

- Area Scan Setting: Find Secondary Maximum within 2.0 dB and with a peak SAR value greater than 0.0012 W/kg
- Electronics: DAE4ip Sn1621; Calibrated: 4/21/2022
- Probe: EX3DV4 - SN3990; ConvF(6.76, 6.76, 6.76) @ 3840 MHz; Calibrated: 2/25/2022
- Sensor-Surface: 2.5mm (Mechanical Surface Detection (Locations From Previous Scan Used)), Sensor-Surface: 2.5mm (Mechanical Surface Detection)
- Phantom: Twin-SAM V8.0 (20deg probe tilt); Type: QD 000 P41 Ax; Serial: xxxx

**Edge 4/Pi/2 BPSK RB 135,67 ch 656000/Area Scan (7x17x1):** Measurement grid: dx=12mm, dy=12mm

Maximum value of SAR (measured) = 0.554 W/kg

**Edge 4/Pi/2 BPSK RB 135,67 ch 656000/Zoom Scan (7x7x8)/Cube 0:** Measurement grid: dx=5mm, dy=5mm, dz=4mm

Reference Value = 16.90 V/m; Power Drift = 0.05 dB

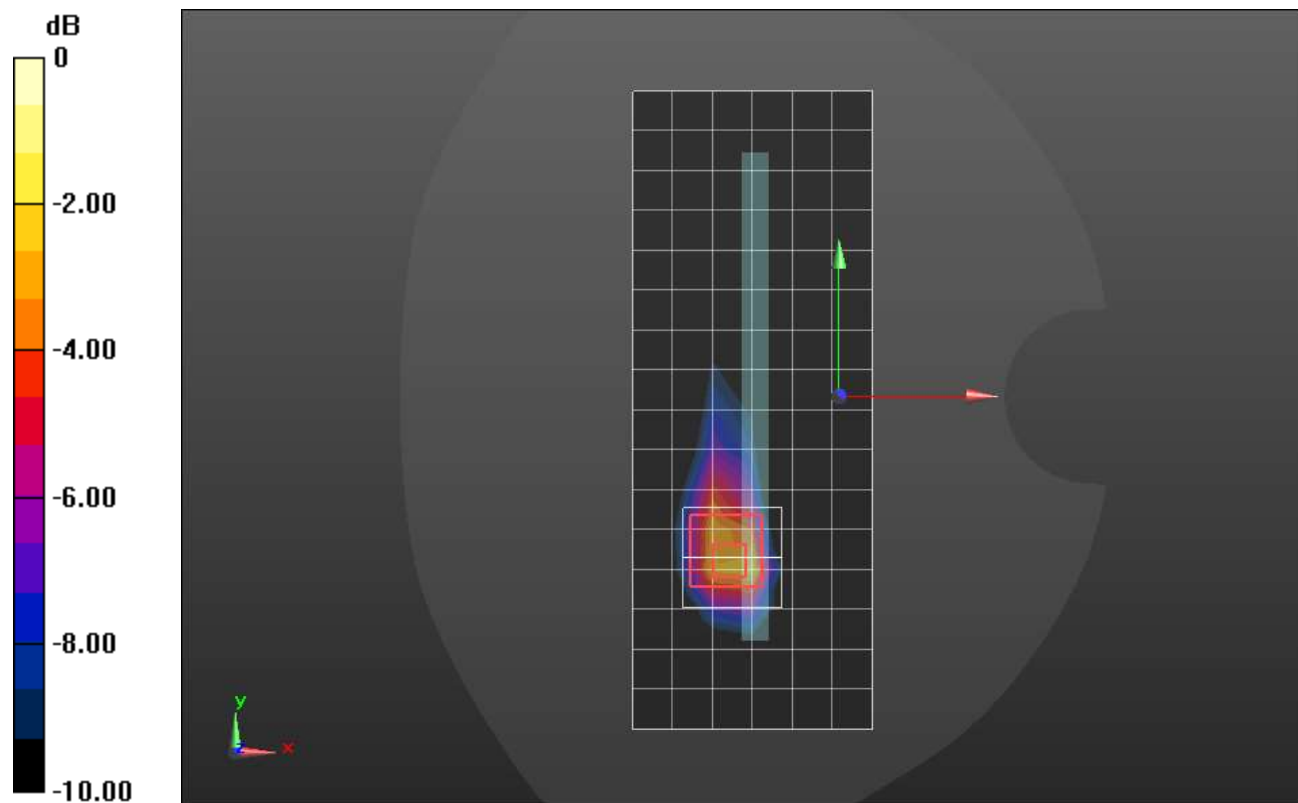
Peak SAR (extrapolated) = 1.57 W/kg

**SAR(1 g) = 0.526 W/kg; SAR(10 g) = 0.180 W/kg**

Smallest distance from peaks to all points 3 dB below = 7 mm

Ratio of SAR at M2 to SAR at M1 = 41.2%

Maximum value of SAR (measured) = 0.880 W/kg





**n77 Block C ANT 4**

Frequency: 3840 MHz; Duty Cycle: 1:1; Room Ambient Temperature: 24.0°C; Liquid Temperature: 23.0°C  
Medium parameters used:  $f = 3840$  MHz;  $\sigma = 3.297$  S/m;  $\epsilon_r = 36.942$ ;  $\rho = 1000$  kg/m<sup>3</sup>

Dasy Configuration:

- Area Scan Setting: Find Secondary Maximum within 2.0 dB and with a peak SAR value greater than 0.0012 W/kg
- Electronics: DAE4ip Sn1621; Calibrated: 4/21/2022
- Probe: EX3DV4 - SN3990; ConvF(6.76, 6.76, 6.76) @ 3840 MHz; Calibrated: 2/25/2022
- Sensor-Surface: 1.4mm (Mechanical Surface Detection)
- Phantom: Twin-SAM V8.0 (20deg probe tilt); Type: QD 000 P41 Ax; Serial: xxxx

**LHS/Touch\_Pi/2 BPSK RB 1,136 Ch 656000/Area Scan (10x17x1):** Measurement grid: dx=12mm, dy=12mm

Maximum value of SAR (measured) = 0.540 W/kg

**LHS/Touch\_Pi/2 BPSK RB 1,136 Ch 656000/Zoom Scan (8x7x8)/Cube 0:** Measurement grid: dx=5mm, dy=5mm, dz=4mm

Reference Value = 12.48 V/m; Power Drift = 0.19 dB

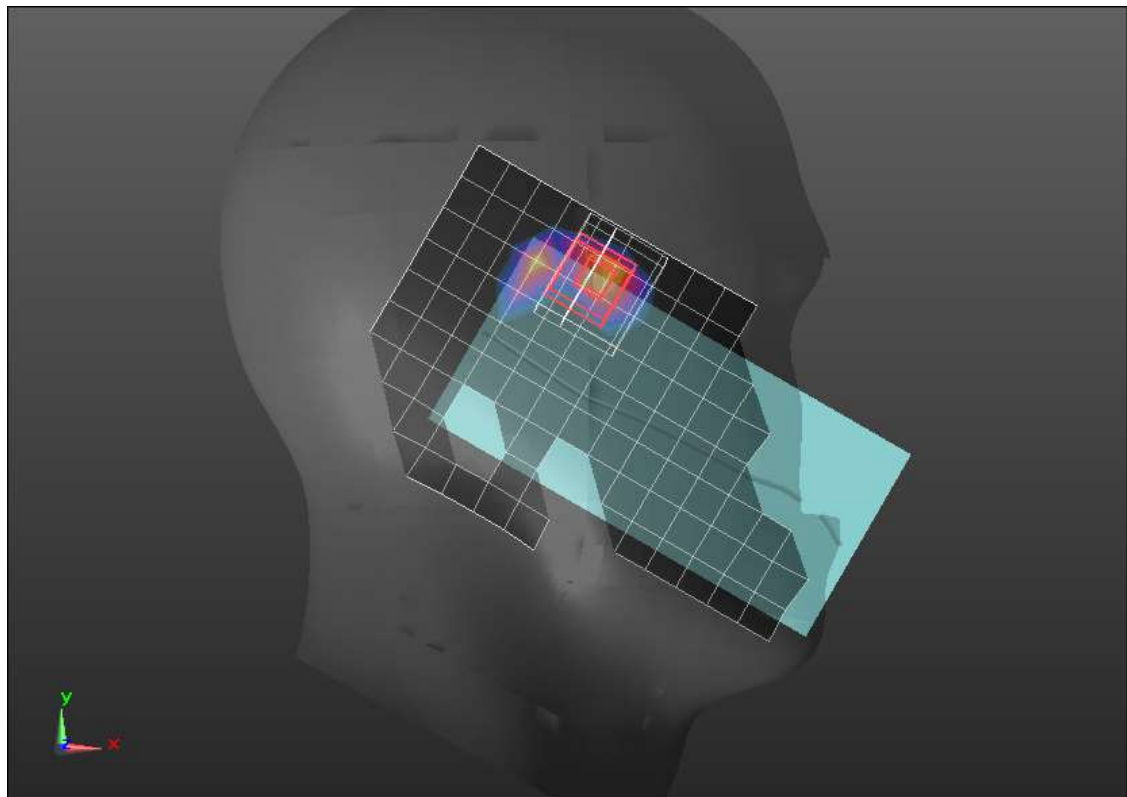
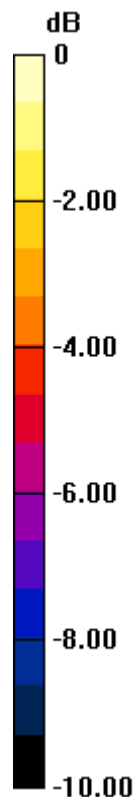
Peak SAR (extrapolated) = 1.68 W/kg

**SAR(1 g) = 0.449 W/kg; SAR(10 g) = 0.132 W/kg**

Smallest distance from peaks to all points 3 dB below = 5.1 mm

Ratio of SAR at M2 to SAR at M1 = 34.6%

Maximum value of SAR (measured) = 0.949 W/kg



0 dB = 0.949 W/kg = -0.23 dBW/kg

**n77 Block C ANT 4**

Frequency: 3840 MHz; Duty Cycle: 1:1; Room Ambient Temperature: 24.0°C; Liquid Temperature: 23.0°C  
Medium parameters used:  $f = 3840$  MHz;  $\sigma = 3.279$  S/m;  $\epsilon_r = 36.575$ ;  $\rho = 1000$  kg/m<sup>3</sup>

Dasy Configuration:

- Area Scan Setting: Find Secondary Maximum within 2.0 dB and with a peak SAR value greater than 0.0012 W/kg
- Electronics: DAE4ip Sn1621; Calibrated: 4/21/2022
- Probe: EX3DV4 - SN3990; ConvF(6.76, 6.76, 6.76) @ 3840 MHz; Calibrated: 2/25/2022
- Sensor-Surface: 2.5mm (Mechanical Surface Detection)
- Phantom: Twin-SAM V8.0 (20deg probe tilt); Type: QD 000 P41 Ax; Serial: xxxx

**Rear/Pi/2 BPSK RB 135,67 ch 656000/Area Scan (9x16x1):** Measurement grid: dx=12mm, dy=12mm  
Maximum value of SAR (measured) = 0.609 W/kg

**Rear/Pi/2 BPSK RB 135,67 ch 656000/Zoom Scan (7x7x8)/Cube 0:** Measurement grid: dx=5mm, dy=5mm, dz=4mm

Reference Value = 16.07 V/m; Power Drift = -0.18 dB

Peak SAR (extrapolated) = 1.55 W/kg

**SAR(1 g) = 0.504 W/kg; SAR(10 g) = 0.166 W/kg**

Smallest distance from peaks to all points 3 dB below = 6.4 mm

Ratio of SAR at M2 to SAR at M1 = 40.4%

Maximum value of SAR (measured) = 0.799 W/kg



**n77 Block C ANT 4**

Frequency: 3840 MHz; Duty Cycle: 1:1; Room Ambient Temperature: 24.0°C; Liquid Temperature: 23.0°C

Medium parameters used:  $f = 3840$  MHz;  $\sigma = 3.279$  S/m;  $\epsilon_r = 36.575$ ;  $\rho = 1000$  kg/m<sup>3</sup>

Dasy Configuration:

- Area Scan Setting: Find Secondary Maximum within 2.0 dB and with a peak SAR value greater than 0.0012 W/kg
- Electronics: DAE4ip Sn1621; Calibrated: 4/21/2022
- Probe: EX3DV4 - SN3990; ConvF(6.76, 6.76, 6.76) @ 3840 MHz; Calibrated: 2/25/2022
- Sensor-Surface: 2.5mm (Mechanical Surface Detection)
- Phantom: Twin-SAM V8.0 (20deg probe tilt); Type: QD 000 P41 Ax; Serial: xxxx

**Edge 2/Pi/2 BPSK RB 1,136 ch 656000/Area Scan (7x17x1):** Measurement grid: dx=12mm, dy=12mm  
Maximum value of SAR (measured) = 0.566 W/kg

**Edge 2/Pi/2 BPSK RB 1,136 ch 656000/Zoom Scan (7x7x8)/Cube 0:** Measurement grid: dx=5mm, dy=5mm, dz=4mm

Reference Value = 17.02 V/m; Power Drift = -0.02 dB

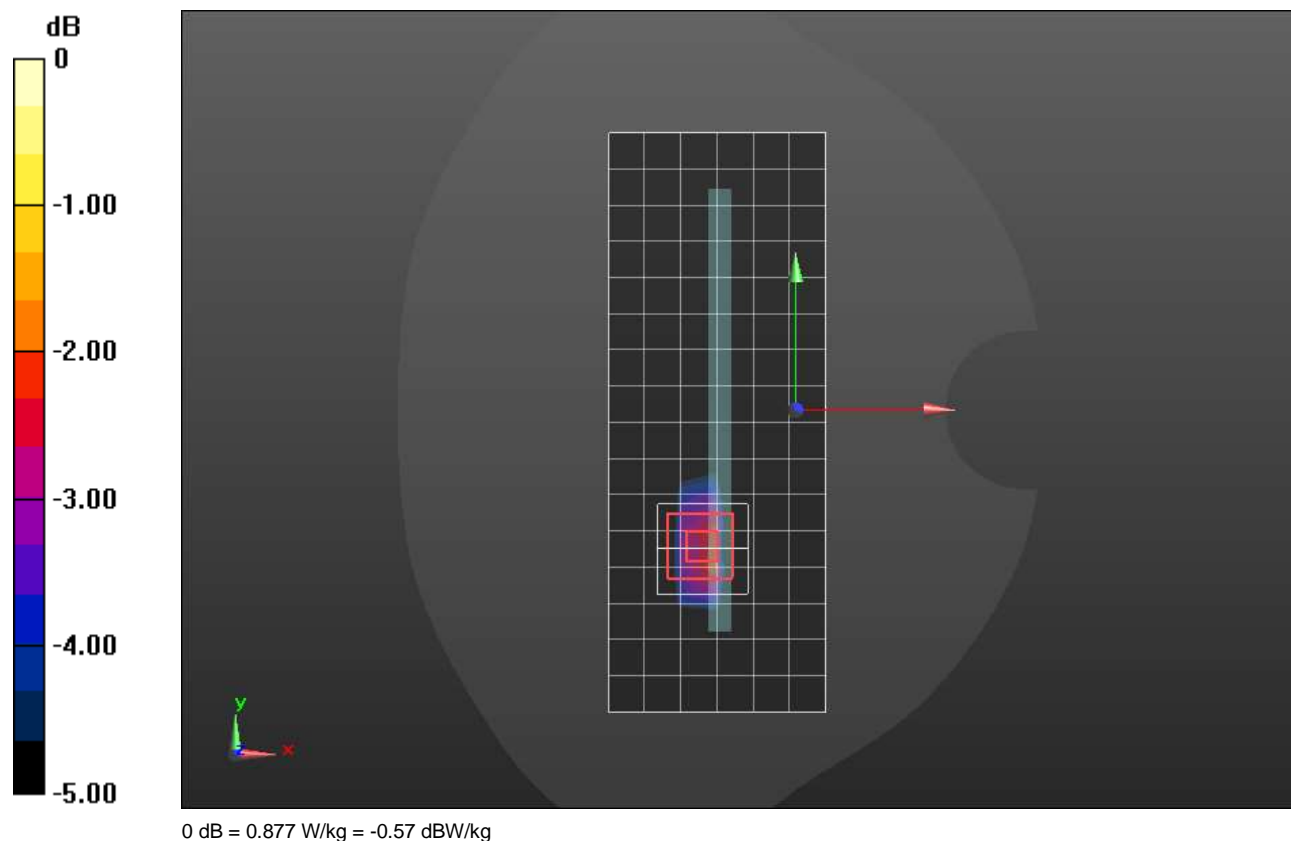
Peak SAR (extrapolated) = 1.47 W/kg

**SAR(1 g) = 0.535 W/kg; SAR(10 g) = 0.192 W/kg**

Smallest distance from peaks to all points 3 dB below = 6.1 mm

Ratio of SAR at M2 to SAR at M1 = 43.7%

Maximum value of SAR (measured) = 0.877 W/kg



**MSS ANT 1**

Frequency: 1617.6 MHz; Duty Cycle: 1:2.60976; Room Ambient Temperature: 24.0°C; Liquid Temperature: 23.0°C  
Medium parameters used (interpolated):  $f = 1617.6$  MHz;  $\sigma = 1.273$  S/m;  $\epsilon_r = 41.581$ ;  $\rho = 1000$  kg/m<sup>3</sup>

Dasy Configuration:

- Area Scan Setting: Find Secondary Maximum within 2.0 dB and with a peak SAR value greater than 0.0012 W/kg
- Electronics: DAE4 Sn1380; Calibrated: 8/11/2021
- Probe: EX3DV4 - SN3686; ConvF(7.68, 7.68, 7.68) @ 1617.6 MHz; Calibrated: 1/18/2022
- Sensor-Surface: 2.5mm (Mechanical Surface Detection)
- Phantom: Twin-SAM V5.0 (30deg probe tilt); Type: QD 000 P40 CD; Serial: xxxx

**Rear/ 1-PRB SC-FDMA\_Zone 0\_ Ch 262391 /Area Scan (9x15x1):** Measurement grid: dx=15mm, dy=15mm

[Info: Interpolated medium parameters used for SAR evaluation.](#)

Maximum value of SAR (measured) = 0.929 W/kg

**Rear/ 1-PRB SC-FDMA\_Zone 0\_ Ch 262391 /Zoom Scan (5x5x7)/Cube 0:** Measurement grid: dx=8mm, dy=8mm, dz=5mm

Reference Value = 27.26 V/m; Power Drift = -0.05 dB

Peak SAR (extrapolated) = 1.34 W/kg

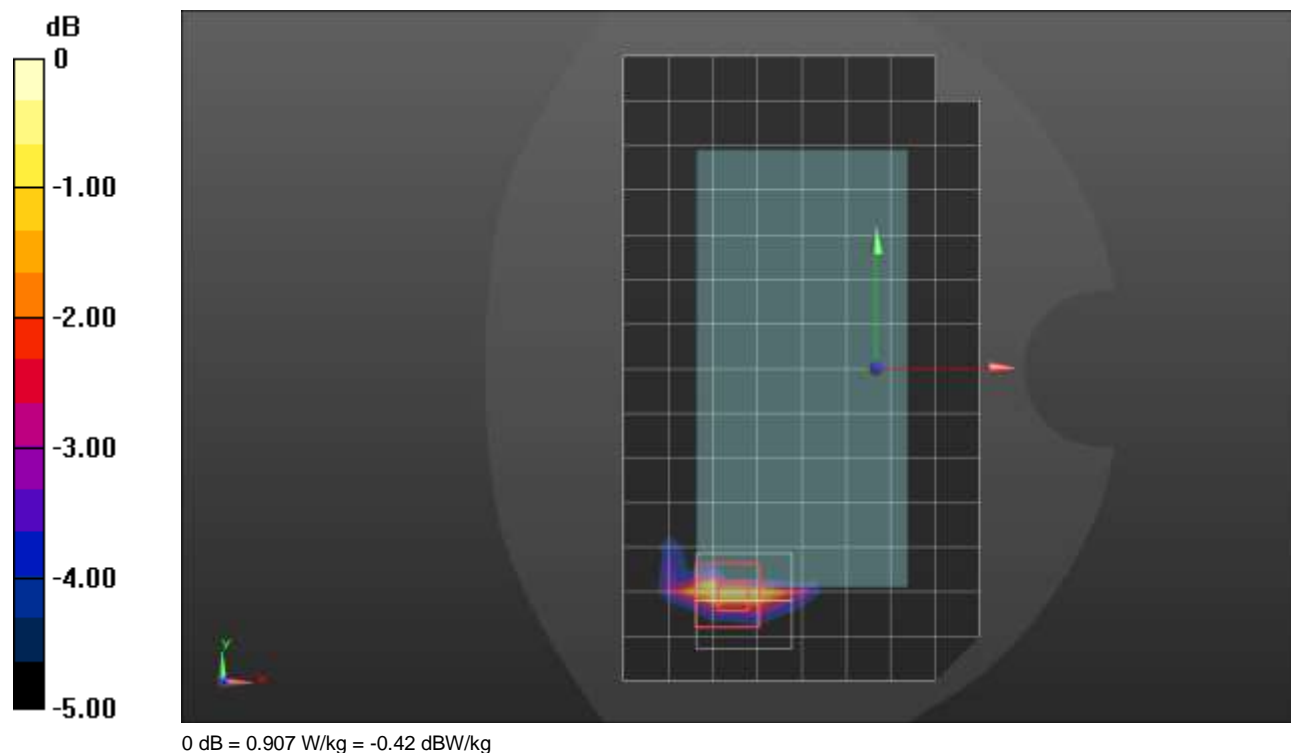
**SAR(1 g) = 0.702 W/kg; SAR(10 g) = 0.356 W/kg**

Smallest distance from peaks to all points 3 dB below = 8 mm

Ratio of SAR at M2 to SAR at M1 = 57.1%

[Info: Interpolated medium parameters used for SAR evaluation.](#)

Maximum value of SAR (measured) = 0.907 W/kg



## MSS ANT 1

Frequency: 1625.1 MHz; Duty Cycle: 1:2.61096; Room Ambient Temperature: 24.0°C; Liquid Temperature: 23.0°C  
Medium parameters used (interpolated):  $f = 1625.1$  MHz;  $\sigma = 1.251$  S/m;  $\epsilon_r = 39.124$ ;  $\rho = 1000$  kg/m<sup>3</sup>

Dasy Configuration:

- Area Scan Setting: Find Secondary Maximum within 2.0 dB and with a peak SAR value greater than 0.0012 W/kg
- Electronics: DAE4 Sn1380; Calibrated: 8/11/2021
- Probe: EX3DV4 - SN3686; ConvF(7.68, 7.68, 7.68) @ 1625.1 MHz; Calibrated: 1/18/2022
- Sensor-Surface: 2.5mm (Mechanical Surface Detection)
- Phantom: Twin-SAM V5.0 (30deg probe tilt); Type: QD 000 P40 CD; Serial: xxxx

**Edge 3/1-PRB SC-FDMA\_Zone 0\_ Ch 262466/Area Scan (7x9x1):** Measurement grid: dx=15mm, dy=15mm

Maximum value of SAR (measured) = 1.08 W/kg

**Edge 3/1-PRB SC-FDMA\_Zone 0\_ Ch 262466/Zoom Scan (5x5x7)/Cube 0:** Measurement grid: dx=8mm, dy=8mm, dz=5mm

Reference Value = 31.31 V/m; Power Drift = -0.14 dB

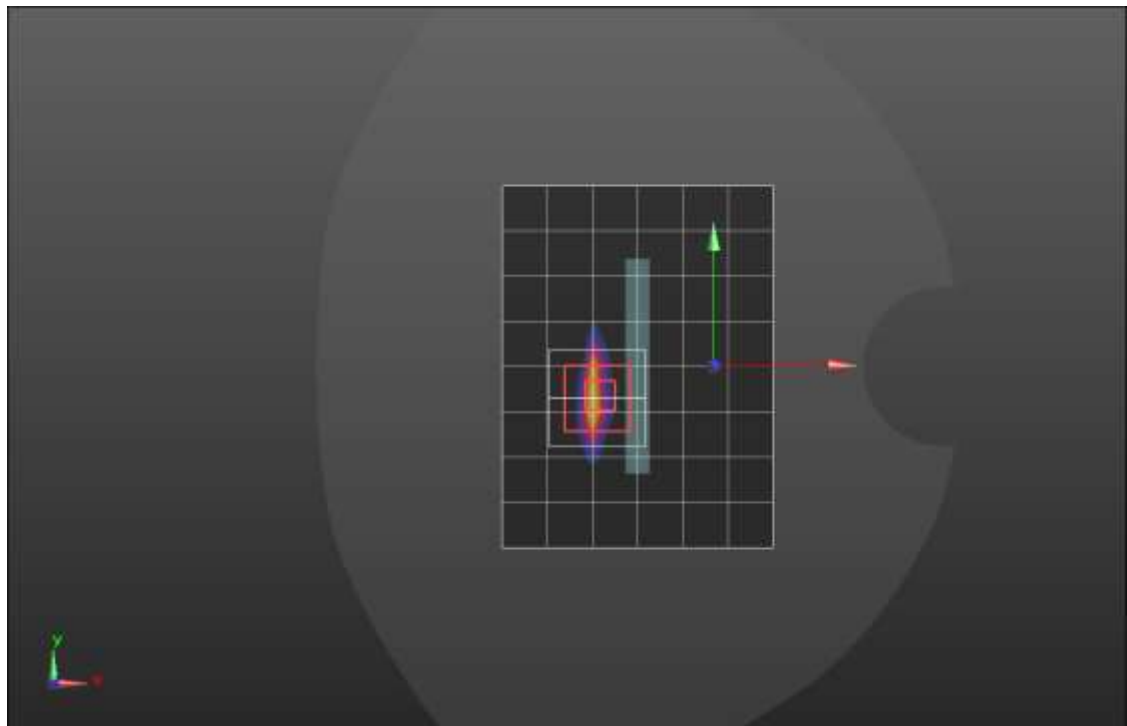
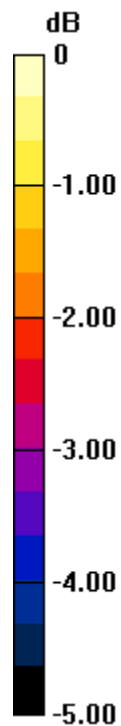
Peak SAR (extrapolated) = 1.66 W/kg

**SAR(1 g) = 0.861 W/kg; SAR(10 g) = 0.409 W/kg**

Smallest distance from peaks to all points 3 dB below = 8 mm

Ratio of SAR at M2 to SAR at M1 = 54.3%

Maximum value of SAR (measured) = 1.20 W/kg



0 dB = 1.20 W/kg = 0.79 dBW/kg

**MSS ANT 4**

Frequency: 1617.6 MHz; Duty Cycle: 1:2.60976; Room Ambient Temperature: 24.0°C; Liquid Temperature: 23.0°C  
Medium parameters used (interpolated):  $f = 1617.6$  MHz;  $\sigma = 1.273$  S/m;  $\epsilon_r = 41.581$ ;  $\rho = 1000$  kg/m<sup>3</sup>

Dasy Configuration:

- Area Scan Setting: Find Secondary Maximum within 2.0 dB and with a peak SAR value greater than 0.0012 W/kg
- Electronics: DAE4 Sn1380; Calibrated: 8/11/2021
- Probe: EX3DV4 - SN3686; ConvF(7.68, 7.68, 7.68) @ 1617.6 MHz; Calibrated: 1/18/2022
- Sensor-Surface: 2.5mm (Mechanical Surface Detection)
- Phantom: Twin-SAM V5.0 (30deg probe tilt); Type: QD 000 P40 CD; Serial: xxxx

**Rear/1-PRB SC-FDMA\_Zone 0\_ Ch 262391 /Area Scan (9x14x1):** Measurement grid: dx=15mm, dy=15mm

[Info: Interpolated medium parameters used for SAR evaluation.](#)

Maximum value of SAR (measured) = 0.581 W/kg

**Rear/1-PRB SC-FDMA\_Zone 0\_ Ch 262391 /Zoom Scan (5x5x7)/Cube 0:** Measurement grid: dx=8mm, dy=8mm, dz=5mm

Reference Value = 19.12 V/m; Power Drift = -0.08 dB

Peak SAR (extrapolated) = 0.993 W/kg

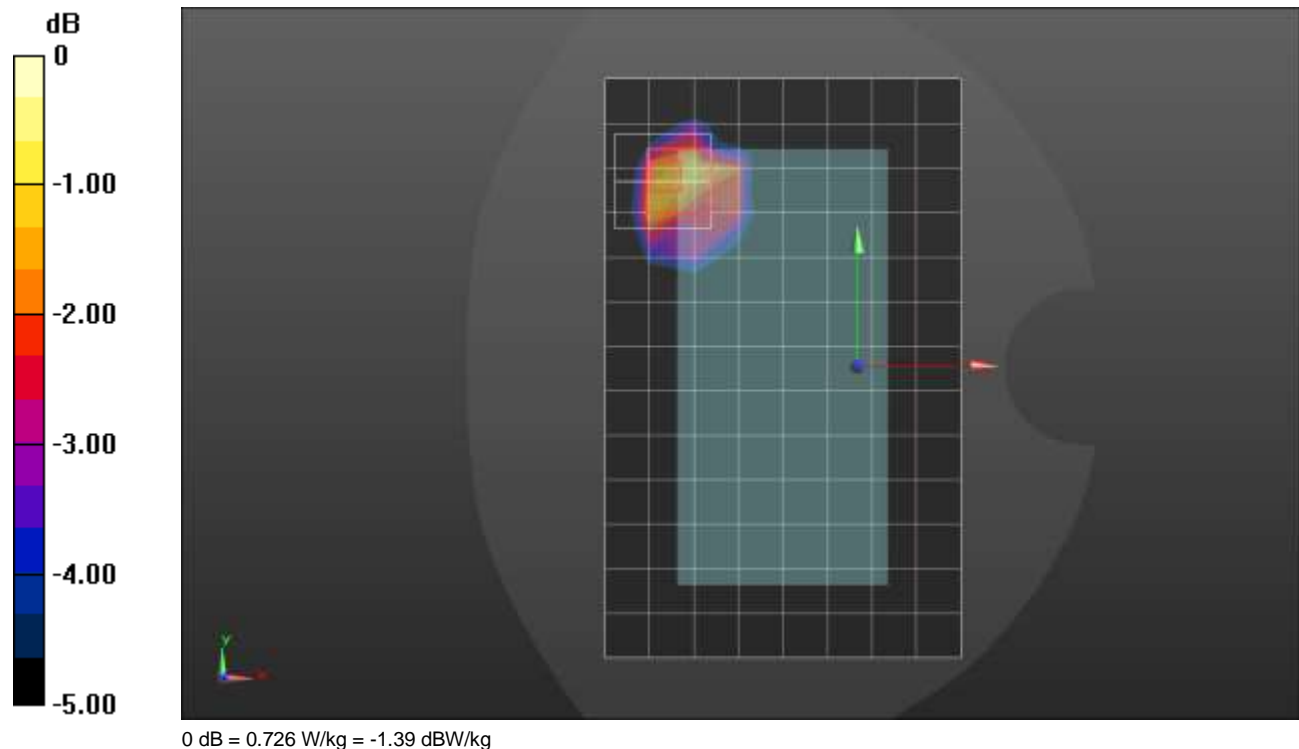
**SAR(1 g) = 0.513 W/kg; SAR(10 g) = 0.283 W/kg**

Smallest distance from peaks to all points 3 dB below = 10.7 mm

Ratio of SAR at M2 to SAR at M1 = 52%

[Info: Interpolated medium parameters used for SAR evaluation.](#)

Maximum value of SAR (measured) = 0.726 W/kg



**MSS ANT 4**

Frequency: 1617.6 MHz; Duty Cycle: 1:2.60976; Room Ambient Temperature: 24.0°C; Liquid Temperature: 23.0°C  
Medium parameters used (interpolated):  $f = 1617.6$  MHz;  $\sigma = 1.298$  S/m;  $\epsilon_r = 39.775$ ;  $\rho = 1000$  kg/m<sup>3</sup>

Dasy Configuration:

- Area Scan Setting: Find Secondary Maximum within 2.0 dB and with a peak SAR value greater than 0.0012 W/kg
- Electronics: DAE4 Sn1380; Calibrated: 8/11/2021
- Probe: EX3DV4 - SN3686; ConvF(7.68, 7.68, 7.68) @ 1617.6 MHz; Calibrated: 1/18/2022
- Sensor-Surface: 2.5mm (Mechanical Surface Detection), Sensor-Surface: 1.4mm (Mechanical Surface Detection)
- Phantom: Twin-SAM V5.0 (30deg probe tilt); Type: QD 000 P40 CD; Serial: xxxx

**Edge 2/1-PRB SC-FDMA\_Zone 0\_ Ch 262391/Area Scan (6x13x1):** Measurement grid: dx=15mm, dy=15mm

[Info: Interpolated medium parameters used for SAR evaluation.](#)

Maximum value of SAR (measured) = 0.942 W/kg

**Edge 2/1-PRB SC-FDMA\_Zone 0\_ Ch 262391/Zoom Scan (5x5x7)/Cube 0:** Measurement grid: dx=8mm, dy=8mm, dz=5mm

Reference Value = 31.24 V/m; Power Drift = 0.16 dB

Peak SAR (extrapolated) = 1.52 W/kg


**SAR(1 g) = 0.739 W/kg; SAR(10 g) = 0.364 W/kg**

Smallest distance from peaks to all points 3 dB below = 8 mm

Ratio of SAR at M2 to SAR at M1 = 49.4%

[Info: Interpolated medium parameters used for SAR evaluation.](#)

Maximum value of SAR (measured) = 1.25 W/kg



## LTE Band 41 (PC2) ANT 1

Frequency: 2593 MHz; Duty Cycle: 1:2.30994; Room Ambient Temperature: 24.0°C; Liquid Temperature: 23.0°C  
Medium parameters used (interpolated):  $f = 2593$  MHz;  $\sigma = 1.891$  S/m;  $\epsilon_r = 37.23$ ;  $\rho = 1000$  kg/m<sup>3</sup>

Dasy Configuration:

- Area Scan Setting: Find Secondary Maximum within 2.0 dB and with a peak SAR value greater than 0.0012 W/kg
- Electronics: DAE4 Sn1359; Calibrated: 1/7/2022
- Probe: EX3DV4 - SN3991; ConvF(7.9, 7.9, 7.9) @ 2593 MHz; Calibrated: 8/20/2021
- Sensor-Surface: 1.4mm (Mechanical Surface Detection)
- Phantom: Twin-SAM V8.0 (20deg probe tilt); Type: QD 000 P41 AA; Serial: 1956

**RHS/Touch\_QPSK RB 1,49 Ch 40620/Area Scan (10x15x1):** Measurement grid: dx=12mm, dy=12mm

[Info: Interpolated medium parameters used for SAR evaluation.](#)

Maximum value of SAR (measured) = 0.649 W/kg

**RHS/Touch\_QPSK RB 1,49 Ch 40620/Zoom Scan (7x7x7)/Cube 0:** Measurement grid: dx=5mm, dy=5mm, dz=5mm

Reference Value = 17.46 V/m; Power Drift = -0.06 dB

Peak SAR (extrapolated) = 0.792 W/kg

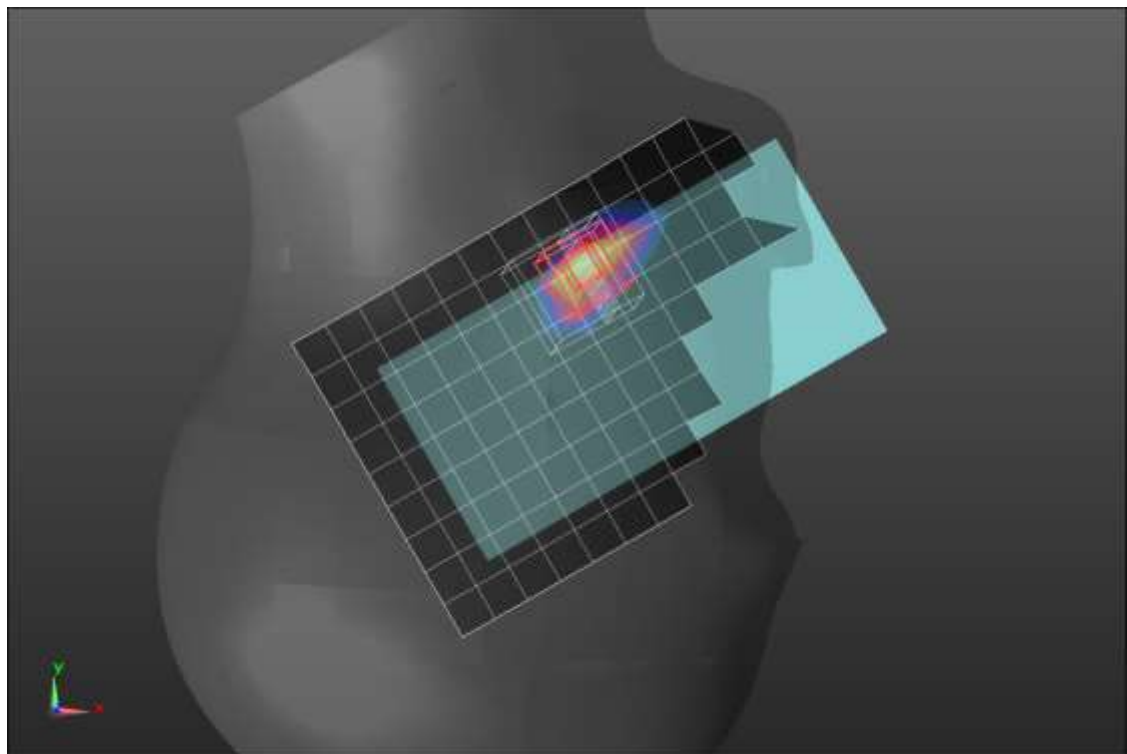
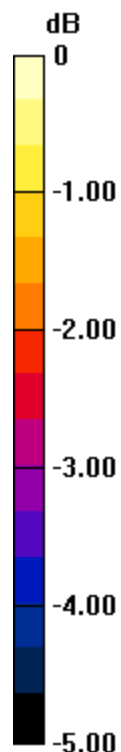
**SAR(1 g) = 0.410 W/kg; SAR(10 g) = 0.208 W/kg**

Smallest distance from peaks to all points 3 dB below = 8.2 mm

Ratio of SAR at M2 to SAR at M1 = 51.5%

[Info: Interpolated medium parameters used for SAR evaluation.](#)

Maximum value of SAR (measured) = 0.644 W/kg



0 dB = 0.644 W/kg = -1.91 dBW/kg