


Appendix D. Photographs of EUT and Setup


ISED SAR Test Report

<Photographs of EUT>



ISED SAR Test Report


<Antenna Location>



The separation distance for antenna to edge:

Antenna	To Top Side (mm)	To Bottom Side (mm)	To Left Side (mm)	To Right Side (mm)
WLAN Antenna 1	16	10	77	9
WLAN Antenna 2	14	10	54	39
WLAN Antenna 3	22	10	30	55


<Photographs of SAR Setup>



ISED SAR Test Report



**USB Horizontal Down with ANT at 0 Degree
Test at 5 mm Separation Distance**




**USB Horizontal Up with ANT at 90 Degree
Test at 5 mm Separation Distance**



**USB Vertical Front with ANT at 0 Degree
Test at 5 mm Separation Distance**



**USB Vertical Front with ANT at 90 Degree
Test at 5 mm Separation Distance**



**USB Vertical Back with ANT at 0 Degree
Test at 5 mm Separation Distance**




**USB Vertical Back with ANT at 90 Degree
Test at 5 mm Separation Distance**

ISED SAR Test Report




**USB Tip with ANT at 0 Degree
Test at 5 mm Separation Distance**



**USB Tip with ANT at 90 Degree
Test at 5 mm Separation Distance**



**USB Horizontal Up with ANT at 160 Degree
Test at 5 mm Separation Distance**



**USB Horizontal Down with ANT at 160 Degree
Test at 5 mm Separation Distance**



**USB Vertical Front with ANT at 160 Degree
Test at 5 mm Separation Distance**



**USB Vertical Back with ANT at 160 Degree
Test at 5 mm Separation Distance**