


## TEST SETUP PHOTOGRAPHS

**Conducted Emissions Front View –For Model H6176 (Adapter 1)**




**Conducted Emissions Side View–For Model H6176 (Adapter 1)**



**Conducted Emissions Front View –For Model H6176 (Adapter 2)**



**Conducted Emissions Side View–For Model H6176 (Adapter 2)**





**Conducted Emissions Front View –For Model H6175**



**Conducted Emissions Side View–For Model H6175**



**Conducted Emissions Front View –For Model H6173**




**Conducted Emissions Side View–For Model H6173**





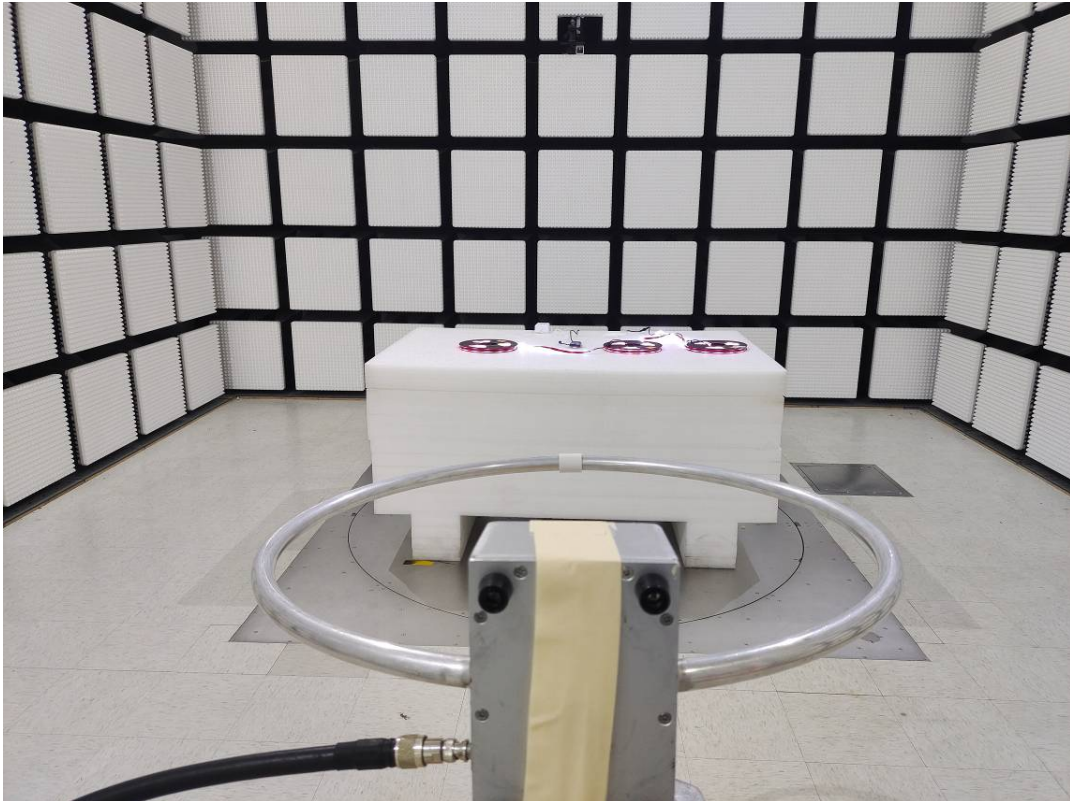
**Radiated Emission Below 30MHz View Parallel –For Model H6176 (Adapter 1)**




**Radiated Emission Below 30MHz View Perpendicular –For Model H6176 (Adapter 1)**



**Radiated Emission Below 30MHz View Ground-parallel –For Model H6176 (Adapter 1)**



**Radiated Emission Below 30MHz View Parallel –For Model H6176 (Adapter 2)**







**Radiated Emission Below 30MHz View Perpendicular –For Model H6176 (Adapter 2)**




**Radiated Emission Below 30MHz View Ground-parallel –For Model H6176 (Adapter 2)**



**Radiated Emission Below 30MHz View Parallel –For Model H6175**




**Radiated Emission Below 30MHz View Perpendicular –For Model H6175**






**Radiated Emission Below 30MHz View Ground-parallel –For Model H6175**




**Radiated Emission Below 30MHz View Parallel –For Model H6173**



**Radiated Emission Below 30MHz View Perpendicular –For Model H6173**



**Radiated Emission Below 30MHz View Ground-parallel –For Model H6173**





**Radiated Emission Below 1GHz View –For Model H6176 (Adapter 1)**



**Radiated Emission Below 1GHz View –For Model H6176 (Adapter 2)**



**Radiated Emission Below 1GHz View –For Model H6175**



**Radiated Emission Below 1GHz View –For Model H6173**





**Radiated Emission Above 1GHz View**

