



1. Photographs of Conducted Emissions Test Configuration

FRONT VIEW



REAR VIEW




CLOSE-UP VIEW




2. Photographs of Unwanted Emissions Test Configuration

Test Configuration: 30MHz~1GHz

FRONT VIEW



REAR VIEW




CLOSE-UP VIEW




Test Configuration: Radiated measurement of above 1GHz

Test Mode: Mode 1

FRONT VIEW



REAR VIEW




CLOSE-UP VIEW




Test Configuration: Radiated measurement of above 1GHz cabinet

Test Mode: Mode 1


FRONT VIEW



REAR VIEW




CLOSE-UP VIEW



3. Photographs of Conducted Emissions Test Configuration

FRONT VIEW



————THE END————