


Size: 414x57mm, 材质：128g铜板纸，双面印刷，  
蓝色线为刀模线，不需要印刷

EDGEWOODQUICK START GUIDE

2-IN-1 TRUE WIRELESS EARBUDS & POWER BANK

USING THE PORTABLE CHARGING CASE

We recommend that you keep the earbuds in the portable charge case when not in use. While on-the-go, the case doubles as a charging solution for the earbuds and also a power bank to charge your devices. To charge: simply put the earbuds into the charging case. Make sure the earbuds fit securely inside the case.



Charge the earbuds before using the first time. Connect the Micro USB cable to the charging port on case. A full charge of the case battery takes up to 4 hour. When the case is charging, the LED light will be red and slowly flashing, then keep red or be off when fully charged. Remove the cable your earbuds and case are ready to go.


EDGEWOODQUICK START GUIDE

2-IN-1 TRUE WIRELESS EARBUDS & POWER BANK

MULTI-FUNCTION CONTROLS

When your earbuds are on, one of them will automatically be assigned as a main earbud and the other as a secondary earbud. Each earbud button has different controls:


**Next Track:** Press one of earbud button twice  
**Previous Track:** Press one of earbud button three times quickly  
**Receive Call / End Call:** Press the main earbud button once  
**Activate your smart device's voice assistant:** Long press the main earbud button



EDGEWOODQUICK START GUIDE

2-IN-1 TRUE WIRELESS EARBUDS & POWER BANK

1



Your earbuds come pre-paired. Just put both earbuds back into charging box, and then take out, it will power on and pairing. If they lose connection, please follow the below steps to reconnect.


Press and hold multifunction buttons on both earbuds to power on both earbuds, then wait till the indicator lights flash red and blue on the main earbud.

The two earbuds will pair to each other automatically. The indicator lights of both earbuds will flash blue three times to indicate they are paired successfully.

EDGEWOODQUICK START GUIDE


2-IN-1 TRUE WIRELESS EARBUDS & POWER BANK

2



Turn on Bluetooth on your phone or tablet. Choose "NOR-TW20". Enter "0000" if asked. You're paired!

3




To turn OFF press and hold the multifunction button on either earbud.

EDGEWOODQUICK START GUIDE

2-IN-1 TRUE WIRELESS EARBUDS & POWER BANK

USING THE CASE TO CHARGE YOUR DEVICES

The charging case can be used to charge your USB compatible devices. When the case is charged. Plug your charging cable into your device. And connect the USB tip into the back of the USB port of the earbud case.



Your device will immediately begin to charge.

Use only the cables supplied for this product.

EDGEWOODQUICK START GUIDE

2-IN-1 TRUE WIRELESS EARBUDS & POWER BANK

SPECIFICATIONS

Model: NOR-EW-TW20  
Play Time: Up to 4hrs  
Bluetooth Version: 5.0  
Battery capacity: 50mAh  
Earbud Charging Time: 1.5 hrs  
Case/Power Bank Charging Time: 3-4 hrs  
Operation Range: Up to 30ft. (10m)

EDGEWOODQUICK START GUIDE

2-IN-1 TRUE WIRELESS EARBUDS & POWER BANK

CONNECTION LOST?

- If only one earbud works, turn off the earbud and reconnect earbuds as a pair.
- If paired two earbuds don't work, turn off the earbud and reconnect earbuds as a pair.
- Make sure your earbuds are within range of your smart device.
- If you hear a long beep, you need to recharge your earbuds. Connection may be lost due to low battery.

NOTE: When answering calls, the call can be heard and controlled by the main earbud only.

EDGEWOODQUICK START GUIDE

2-IN-1 TRUE WIRELESS EARBUDS & POWER BANK

FCC STATEMENT

This device complies with part 15 of the FCC Rules. Operation is subject to the following two conditions: (1) This device may not cause harmful interference, and (2) this device must accept any interference received, including interference that may cause undesired operation.

Please note that changes or modifications not expressly approved by the party responsible for compliance could void the user's authority to operate the equipment.

FCC INSTRUCTIONS FOR A CLASS B DIGITAL DEVICE OR PERIPHERAL

EDGEWOODQUICK START GUIDE

2-IN-1 TRUE WIRELESS EARBUDS & POWER BANK

Note: This equipment has been tested and found to comply with the limits for a Class B digital device, pursuant to part 15 of the FCC Rules. These limits are designed to provide reasonable protection against harmful interference in a residential installation. This equipment generates, uses and can radiate radio frequency energy and, if not installed and used in accordance with the instructions, may cause harmful interference to radio communications. However, there is no guarantee that interference will not occur in a particular installation. If this equipment does cause harmful interference to radio or television reception, which can be determined by

EDGEWOODQUICK START GUIDE

2-IN-1 TRUE WIRELESS EARBUDS & POWER BANK

turning the equipment off and on, the user is encouraged to try to correct the interference by one or more of the following measures:

- Reorient or relocate the receiving antenna.
- Increase the separation between the equipment and receiver.
- Connect the equipment into an outlet on a circuit different from that to which the receiver is connected.
- Consult the dealer or an experienced radio/TV technician for help.

FCC ID: 2AANZNORTW20 BT ID: D044460

EDGEWOODQUICK START GUIDE





2-IN-1 TRUE WIRELESS EARBUDS & POWER BANK

WARRANTY

This product is covered by a 3 month limited manufacturer's warranty. Contact us if you have any problems at support@dglusa.com.

**WARNING**

Keep away from water and moisture.  
Keep away from heat sources.  
Do not disassemble.



PDF  
Adobe