

## **SAR Test Setup Photographs**

- Extremity SAR Test Photo

## ■ Test Setup Photo (Liquid depth)



Note: The liquid depth is maintained at a minimum depth of 15 cm to minimize reflections from the upper surface.


■ Test Setup Photo (Extremity SAR Test Photo)




## ■ Test Setup Photo (Top)



■ Test Setup Photo (Bottom)




## ■ Test Setup Photo (Front)






## ■ Test Setup Photo (Rear)



## ■ Test Setup Photo (Right)





■ Test Setup Photo (Left)

