


## **Photos of the set-up of Radiated Emissions**

FCC ID


: 2ADLI-NSC-GF-WW

Date :

02 Jan 2019



Test setup for Radiated Emission 9kHz – 30MHz



Test setup for Radiated Emission 30MHz – 200MHz


## **Photos of the set-up of Radiated Emissions**

FCC ID

: 2ADLI-NSC-GF-WW

Date :

02 Jan 2019



Test setup for Radiated Emission 200MHz – 1000MHz

## **Photos of the set-up of Radiated Emissions**

FCC ID

: 2ADLI-NSC-GF-WW

Date :

02 Jan 2019



Test setup for Voltage Disturbance 150kHz – 30MHz



Test setup for Voltage Disturbance 150kHz – 30MHz


## **Photos of the set-up of Radiated Emissions**

FCC ID

: 2ADLI-NSC-GF-WW

Date :

02 Jan 2019



Test setup for Voltage Disturbance 150kHz – 30MHz