



SC20 series  
Product Accessories



**PRODUCT BULLETIN**

© SEPURA PLC 2016

# Contents

<b>INTRODUCTION .....</b>	<b>4</b>
<b>Purpose .....</b>	<b>4</b>
<b>Audience.....</b>	<b>4</b>
<b>Other Documents.....</b>	<b>4</b>
<b>ACCESSORIES.....</b>	<b>5</b>
<b>ANTENNAS.....</b>	<b>6</b>
Antenna types and part numbers.....	6
<b>POWER MANAGEMENT .....</b>	<b>7</b>
<b>BATTERIES .....</b>	<b>7</b>
Storage Mode.....	7
<b>SINGLE FUNCTION, BATTERY CHARGERS.....</b>	<b>8</b>
Personal Rapid Charger .....	8
Product data .....	8
In-vehicle charger .....	9
Part numbers .....	9
<b>MULTI- POCKET BATTERY CHARGERS.....</b>	<b>10</b>
1 + 1 Desktop charger.....	10
Product data - Charger.....	10
Product data – Power supply .....	11
<b>MULTI-WAY BATTERY CHARGERS .....</b>	<b>12</b>
12 way battery only charger .....	12
24 way battery only charger .....	12
Product data .....	13
Part numbers .....	13
<b>In-vehicle charger.....</b>	<b>14</b>
Part numbers .....	14
<b>AUDIO ACCESSORIES .....</b>	<b>15</b>
<b>EAR HANGERS .....</b>	<b>15</b>
EM2 Ear Hanger.....	15
Basic ear hanger (EH6 type).....	15
Ear hanger kits, RAC version .....	16
GSM style inline Hands-free .....	17

<b>REMOTE SPEAKER MICROPHONE .....</b>	<b>17</b>
Standard RSM .....	17
Advanced RSM .....	18
<b>IP67 sRSM .....</b>	<b>18</b>
<b>Sepura Ultra speaker microphones .....</b>	<b>19</b>
Ultra CSM .....	19
Ultra RSM .....	19
<b>SPECIALIST AUDIO ACCESSORIES.....</b>	<b>20</b>
In-ear tactical Headset, RAC version .....	20
Genesis II Headset. C/W Generic Ear Mould, Nexus in-line PTT & Handlebar PTT, RAC Version	21
M/C Helmet Comms System, RAC version .....	22
Public order Ear hanger and boom microphone, RAC version.....	23
2 wire kits, RAC version .....	24
<b>VEHICLE INSTALLATION KIT .....</b>	<b>25</b>
SC20 basic car kit .....	25
<b>CARRYING ACCESSORIES.....</b>	<b>26</b>
<b>Carrying cases .....</b>	<b>26</b>
<b>Attachments .....</b>	<b>27</b>
“Klick Fast” Six Dock Kit .....	27
“Klick Fast” Stud.....	27
Belt Clip Kit .....	27
“Klick Fast” Dock units.....	27
Extended belt loop.....	27
Shoulder strap.....	28
<b>Colour inserts .....</b>	<b>28</b>
<b>SC20 display protector .....</b>	<b>29</b>
<b>PROGRAMMING.....</b>	<b>30</b>
<b>USB slave programming/data lead .....</b>	<b>30</b>
<b>USB host data adapter .....</b>	<b>30</b>
Part numbers .....	30
<b>NOTICE .....</b>	<b>31</b>
<b>Contact Details.....</b>	<b>31</b>

# INTRODUCTION

## PURPOSE

The purpose of this document is to give a description of the accessories available for the SC20 Series of hand-portable radios. Unless stated otherwise, the term 'hand-portable radios' will be used in place of SC20 throughout this document.

## AUDIENCE

This document is intended for Sepura Product Management, Marketing, Bid Team, Regional Directors, Sepura Distributors and Channel Partners

## OTHER DOCUMENTS

See also SC20 Series data sheets and SC20 Series ordering guides.



### Important note regarding accessories:

Radio accessories supplied by Sepura have been tested and approved for use with Sepura TETRA radio products on the basis of compliance with the essential requirements of the 1999/05/EC Radio and Telecommunications Terminal Equipment (R&TTE) Directive, the vehicle directive 72/245/EC as last amended by 2006/28/EC (to the extent applicable) and the guidelines from the UK HSE on acoustic noise and shock exposure (collectively "Required Standards").

For each accessory and/or combination of accessories that is/are compliant with Required Standards when used in conjunction with Sepura TETRA radios, Sepura issues a Declaration of Conformity.

An accessory that is not tested by Sepura when used in conjunction with Sepura TETRA radios is not covered by Sepura's Declaration of Conformity.

Under no circumstances will Sepura be liable for any loss or damage arising from or in connection with a combination of equipment being non-compliant with Required Standards.

Users are advised to satisfy themselves that any combination of equipment not covered by Sepura's Product Declaration of Conformity is compliant with Required Standards.

## ACCESSORIES

The radio can be securely and easily worn in many positions. All audio accessories are connected to the side connector (Rugged Accessory Connector) and all data and charging accessories are connected to the bottom facility connector or wirelessly using Bluetooth.







The RAC side connector is lockable meaning that audio accessories cannot be detached accidentally or maliciously, thus preventing the loss of contact or vital information.

A comprehensive range of accessories is available including:

- Personal Rapid Charger
- In-car DC Charger
- 1+1 Desktop Charger
- 6+6 Desktop Charger
- Multi-way Charger supporting 12 or 24 standalone batteries
- Car kit
- Wide Range of Antennas
- Stud and Belt Attachments
- Rugged Belt Clip
- Rugged and Soft Leather Cases
- IP67 Ultra RSM & IP67 Ultra CSM
- IP67 sRSM
- Personal Ear Pieces
- USB Data Leads



To aid the reader whilst navigating through the various sections of this document, we have adopted a colour code and logo scheme as follows:-



	POWER
	AUDIO
	CONTROL
	HARNESSES
	INSTALLATION KITS
	ANTENNAS
	PROGRAMMING TOOLS

## ANTENNAS

The SC20 product range is available with a wide range of antennas. These are selected depending on the operational frequency band, the carrying position of the hand-portable and even the level of RF coverage of the network.

The extended compressed helical and the quarter wave whip antenna have similar performance characteristics, both offer a higher gain and improves coverage when compared to the compressed helical and can be used when network coverage is restricted.

### ANTENNA TYPES AND PART NUMBERS

					
			Type/Nominal gain	Quarter wave whip/ >0dBi	Extended Helical/ >-1dBi
Frequency	Colour code	Centre Frequency	Part Number		
380-430MHz	Green	405MHz	300-00418		300-00417
380-400MHz	Blue	390MHz			300-00661
407-473MHz	Yellow	440MHz			300-00499
410-430MHz	White	420MHz	300-01031		300-00662
450-470MHz	Black	460MHz	300-01032		300-00663

#### Notes:-

- The SC20 antennas are the same as used with the STP series of hand-portables
- Each antenna is colour coded on the top of the antenna to indicate frequency band.
- Nominal gain figures shown in the table are measured in free space at resonance. These figures will degrade when used close to the body with the amount of degradation dependant on various factors.

#### General characteristics

Nominal impedance = 50Ω

VSWR at resonance ≤1.5:1

Connector type = SMA male

Operational temperature range = -20°C to +55°C (useable range -30°C to +75°C)

All antennas are supplied in packs of 10 of the same type.



# POWER MANAGEMENT

## BATTERIES

There are two types of batteries available for use with the SC20 hand-portable. Both provide 7.4V output and are constructed using Lithium Polymer (Li-Pol) cells. The batteries can provide sufficient current to support the SC20 when licenced to operate in Class 3 (TX power of 2.8W) mode. (Note: Although both of these batteries can also be used with the STP8/9000 series radios, Class 3 is only available with the SC20's)

Each battery carries a unique electronic serial number for traceability and warranty purposes. The serial number together with date code information is also embedded into a unique 2D barcode printed onto the label of each battery.

### STORAGE MODE

All new batteries (i.e. Standard battery 300-01174 & High Capacity 300-01175), are now supplied to customers in 'storage mode'. This removes the need to implement a maintenance regime for these new types of batteries which are held in storage before being used for the first time.

With the introduction of storage mode, Sepura's recommendation remains unchanged: new batteries are required to be fully charged before use. This will recover them from storage mode.

Note also that with the introduction of storage mode:

- the radio may not power on if a battery is connected to a radio before it has been reactivated;
- if the battery is used when it has not been fully charged, the radio may indicate a low battery status icon or a low level of charge.



Part numbers, sizes, nominal capacity and typical performance figures are shown in the table below

Part Number	Capacity	Label Colour code	Duty cycle 5:20:75 <sup>1</sup>	L (mm)	W (mm)	D (mm)	Weight (g)
300-01174	1160mAh	White	>12hrs	83	53	13.0	≤61g
300-01175	1880mAh	Blue	>18hrs	83	53	17.3	≤87g

<sup>1</sup>Typical performance in normal operations. No GPS enabled



When attached to the hand-portable and the radio powered on, the battery is tested to check that it is an authentic Sepura battery. This information is displayed on the Battery card in the Radio Information menu. If a non-Sepura battery is detected a warning message will be

displayed ("Unidentified battery - charging suspended") which may be cleared by any key press and if charging of the battery is attempted, whilst the battery is attached to the radio, no charging will occur.

## SINGLE FUNCTION, BATTERY CHARGERS

### PERSONAL RAPID CHARGER

Plugging directly into the radio's connector, the personal rapid charger is suitable for use with mains voltage (100V-240V, 50/60Hz AC) and allows operation of the radio whilst connected. Management of the charging process is provided by the radio.



### PRODUCT DATA

Parameter	Value
Part Number	300-01462
Operating Temp:	0 °C - +40 °C
Preferred Operating Temp:	+5 °C - +35 °C
Storage Temp:	-20 °C - +80 °C
Input Voltage	100 – 240 V ac (50/60Hz)
Input Current	0.3A MAX
Mains Isolation Class	Class II
Output Voltage (to radio)	9.5V DC
Output current (Max)	1.2A
Dimensions (L x W x H)	69mm x 50mm x 27mm
Weight	<170g
Approvals	CB, CE, UL, IRAM & CCC

The above charger is supplied less mains plug adapters. For all markets, please specify the

required adapter from the table below when placing an order for the charger.

Part Number	Description
300-01462	SC20 series personal rapid charger
300-01598	EU adapter
300-01599	UK adapter
300-01600	US adapter
300-01601	AU adapter

#### IN-VEHICLE CHARGER

This GSM-style charger can be plugged into a 12V-24V DC output, allowing the battery to be charged whilst fitted to the radio.



A LED fitted to the car charger indicates that power is being applied to the unit.

The transceiver tri-colour LED indicates the battery status as follows:

- Green              Battery is fully charged.
- Amber             Battery is not ready for use and is charging
- Red flashing       Fault

#### PART NUMBERS

Part Number	Version
300-01466	All

## MULTI- POCKET BATTERY CHARGERS

The battery chargers in this section are designed to charge a battery attached to the hand-portables plus a spare battery.

### 1 + 1 DESKTOP CHARGER

The front facing pocket is designed to accept the hand-portable with either battery type fitted. The rear pocket accepts a battery only. The front pocket will charge a battery attached to a transceiver



The transceiver LED indicates the battery status. The rear pocket will charge a battery on its own. The left hand tri-colour LED on the front of the charger unit indicates the battery status:-

- Green: Battery is ready for use
- Orange: Battery is charging and is not ready for use
- Red & Red flashing: Fault

The 1 + 1 charger is supplied complete with a power supply unit. However please note to order mains adapters separately – see Part number/Description table below

### PRODUCT DATA - CHARGER

Parameter	Value
Part Number	300-01624
Battery Chemistry:	Lithium Polymer
Operating Temp - Charger:	0 °C - +50 °C (see note 1 below)
Storage Temp:	-20 °C - +80 °C
Input Voltage	10V DC from a separate AC-DC power supply (supplied)
Input Current	2.4A MAX
Power rating	24W MAX
Charging method (Rear pocket)	Constant current followed by constant voltage (CCCV)
Charging method (Front pocket)	Transceiver controlled, 1000mA
Dimensions (L x W x H)	120mm x 75mm x 43mm
Weight	<120g
Approvals	CB, CE & CCC

**Note 1:** Although the battery charger will operate over the range 0 °C - +50 °C, the battery will not initiate (or continue), charging if the ambient temperature of the battery is greater than +45 °C

## PRODUCT DATA – POWER SUPPLY

Parameter	Value
Mains supply	90-265V AC, 50/60Hz, 0.55A
Output:	10V DC +/-0.5V, 2.4A

Part Number	Description
300-01624	1+1 desk top charger
300-00965	UK adapter
300-00961	EU adapter
300-00964	USA adapter
300-00962	Australia adapter

## MULTI-WAY BATTERY CHARGERS

A choice of either 12 or 24 way battery only chargers are available. These charging units are designed to provide simultaneous charging of both standard and hi-capacity batteries thus saving time and operational costs.

### 12 WAY BATTERY ONLY CHARGER

W (mm)	H (mm)	D (mm)	Weight (kg)
400	205	140	3.2



### 24 WAY BATTERY ONLY CHARGER

W (mm)	H (mm)	D (mm)	Weight (kg)
400	340	140	6.0



Features of the Multi-way Battery Chargers are:-

- A battery only charger. The customer is able to charge batteries in a non-secure area because the terminal does not stay connected during the charging period. This also allows a customer to continue to use their terminals while its battery is being charged by using an extra/spare battery.
- An 'intelligent battery management system' allows batteries to be left in the charger for prolonged periods, without causing long term damage to the batteries
- Three LEDs to show 'charging', 'charged' and 'faulty' status.
  - Solid Red Battery is charging
  - Solid Green Battery is fully charged

- Solid Yellow Battery is preparing to charge
- Flashing Red Battery has failed to charge
- Flat surface or wall mounted.

### PRODUCT DATA

Parameter	Value
Part Number	300-00385/300-00386
Battery Chemistry:	Lithium Polymer
Operating Temp - Charger:	0 °C - +50 °C (see note 1 below)
Power input	100-240V, 47-63Hz. 1.9A
Charger rate	600mAh
Approvals	CE

**Note 1:** Although the battery charger will operate over the range 0 °C - +50 °C, the battery will not initiate (or continue), charging if the ambient temperature of the battery is greater than +45 °C

### PART NUMBERS

Part Number	Description
300-00385	12 way charger
300-00386	24 way charger
300-00686	Power lead type G (UK)
300-00687	Power lead type C (EU)
300-00989	Power lead type A (N. America)

## IN-VEHICLE CHARGER

For a more permanent fitted unit, Sepura can offer an upgrade kit to the existing SRH, 2-pocket, in-vehicle battery charger. The upgrade kit consists of either a single or pair of adapter pockets which can be easily inserted and secured into the existing charger pocket. Either two adapters can be used (fully STP/SC20 battery support) or single adapter (charge both SRH and STP/SC20 batteries).



These adapters are available either as a single item or as a pair.

The SRH two pocket, in-vehicle mounted battery charger unit is 300mm wide, 106mm high and 41mm deep, weight approx 360gms and has mounting lugs fitted to assist with installation.

The unit has three LEDs to indicate 'charging', 'charged' or 'faulty' status:-

- Solid Red Battery is charging
- Solid Green Battery is fully charged
- Solid Yellow Battery is preparing to charge
- Flashing Red Battery has failed to charge



To ensure that batteries are secure whilst in the charger unit, each pocket has been designed to grip each battery and a Velcro strap attached to the charger ensures that the battery cannot become dislodged whilst in transit.

## PART NUMBERS

Part Number	Description
300-00290	SRH 2-pocket, in-vehicle, battery charger
300-01080	Adapter (pair)
700-00546	Adapter (single)

**NOTE:** When ordering it is important to remember to include the SRH battery charger as well as the adapter pockets.

# AUDIO ACCESSORIES

All Sepura audio accessories are tested for robustness and compliance with acoustic shock

## EAR HANGERS

### EM2 EAR HANGER

This is suitable for all general purpose use. It consists of a lightweight and flexible ear hook earpiece that fits snugly around the back of the user's ear. A small earpiece then sits just outside the ear. The hook is made of flexible rubber, which allows it to flex during the day and is ideal for nearly all ear sizes and shapes.



This product is available in 50cm or 90cm lead lengths terminated with a RAC connector.

Part Number	Description
300-00579	EM2 ear hanger RAC (50cm lead)
300-00580	EM2 ear hanger RAC (90cm lead)



Another version is available for connecting to the RSM part numbers 300-00389, 300-00733 & 300-00734, using a 3.5mm screw threaded jack plug

Part Number	Description
300-00581	EM2 ear hanger RSM (50cm lead)



### BASIC EAR HANGER (EH6 TYPE)

This cost effective flexible ear hanger is a variation of the EM2 ear hanger, the difference being that it has a larger sized earpiece to optimise user comfort. It is available with either a 50cm or 90cm lead, terminated with a RAC connector.



Part Number	Description
300-00562	EH6 ear hanger RAC (50cm lead)
300-00563	EH6 ear hanger RAC (90cm lead)



Another version is available for connecting to the RSM part numbers 300-00389, 300-00733 & 300-00734, using a 3.5mm screw threaded jack plug




Part Number	Description
300-00564	EH6 ear hanger RSM (50cm lead)



#### EAR HANGER KITS, RAC VERSION

The following ear hanger kits are compatible with DMR, STP and SC20-series radios. It includes an in-line PTT with microphone that can clip on to a lapel, as well as a bayonet-fitted earpiece which can be replaced if required. Note: these are not suitable for full duplex operation

Part Number	Description
300-01625	PTT/Mic
300-01626	Ear hanger kit: G-type ear hanger
300-01627	Ear hanger kit: D-type ear hanger
300-01628	Ear hanger kit: acoustic tube ear hanger

G-type ear hanger	D-type ear hanger	Acoustic tube ear hanger
		

**GSM STYLE INLINE HANDS-FREE**

The GSM style hands-free kit consists of a separate ear piece, an in-line microphone and a press to talk (PTT) module. The PTT module is essential for making half-duplex calls.

The connecting lead is terminated with a RAC connector.



Part Number	Description
300-00428	GSM-style in-line hands-free kit (RAC)

**REMOTE SPEAKER MICROPHONE**

There are three versions of the lapel mounted RSM's available for use with the hand-portable. The first two are designed to meet IP55, the third designed to meet IP67. All provide connection for a 3.5mm screw thread, mono jack socket for earpiece or ear hanger connection.

**STANDARD RSM**

This version provides standard functionality of microphone, speaker, PTT and emergency button



Part Number	Description
300-00389	Standard RSM

**ADVANCED RSM**

In addition to the functions provided with the standard RSM, this unit has three additional function keys and a dual colour LED.

The function keys are 'soft keys' and can be configured to have a specific function. A typical configuration might be Volume Up, Volume Down and TMO/DMO toggle



Part Number	Description
300-00733	Advance RSM w/o antenna (60cm lead)
300-00734	Advance RSM w/o antenna (37cm lead)

**IP67 sRSM**

Robust and lightweight, the IP67 sRSM boasts outstanding audio quality, IP67 environmental protection and water-proofing technology - ensuring loud, clear audio, even in continuous, heavy rain.

Compatible with Sepura's SC20 and SC20 series radios, its ergonomic design makes it easy to use, even with gloved hands or in poor light.

Three soft keys can be used for customised configuration, such as volume increase, volume decrease and TMO/DMO toggle. It also features a dual colour LED. The unit comes complete with a heavy duty clip (300-01151)



Part Number	Description
300-01169	IP67 sRSM

## SEPURA ULTRA SPEAKER MICROPHONES

There are two versions of the Ultra speaker microphones. Controller Speaker Microphone (CSM) and the Remote Speaker Microphone (RSM). Both units can support either standard headset interface or the Peltor headset interface. To assist with user group identification, coloured bezels are also available.

Each CSM or RSM comes complete with a heavy duty clip

### ULTRA CSM

With environmental sealing and a tough, polycarbonate shell, the IP67 Ultra CSM provides outstanding all-weather performance and superlative audio, no matter how harsh the conditions.

Features of the Ultra CSM included, a large front facing PTT button, a rotary control giving the user access to up to 15 talk groups, speaker control providing instant volume adjustment/speaker activation when a headset is connected and three programmable soft-keys.

Headset connection is provided by Nexus or 3.5MM connector

**Note:** The CSM is compatible with Sepura hand-portable radios using software version 10.14 and Radio Manager R2.8.39.1 or later.

### ULTRA RSM

The IP67 Ultra RSM has all the features of the IP67 Ultra CSM, except talk-group rotary control.



**Ultra CSM**



**Ultra RSM**

Part Number	Description
300-01124	Ultra RSM, Standard interface
300-01153	Ultra RSM, Peltor interface
300-01123	Ultra CSM, Standard interface
300-01152	Ultra CSM, Peltor interface
300-01150	Ultra RSM/CSM bezels, pack of 10 (Black)
700-00637	Ultra RSM/CSM bezels, pack of 10 (Blue)
700-00638	Ultra RSM/CSM bezels, pack of 10 (Red)
700-00639	Ultra RSM/CSM bezels, pack of 10 (Yellow)
300-01151	Heavy duty clip
300-01363	Light weight clip

## SPECIALIST AUDIO ACCESSORIES

### IN-EAR TACTICAL HEADSET, RAC VERSION

This product is suitable for non-uniformed officer. It consists of a bone conducting microphone device that fits securely into the ear, providing microphone and speaker functionality in the one device. A ring PTT is also attached to the assembly.

The earpiece is retained on the user by means of a neck cord that can then be covered by suitable clothing. A quick release mechanism ensures that the cord separates should force be applied to the neck cord whilst fitted.

The assembly is terminated with a RAC plug to allow direct and secure connection to the SC20radio



Part Number	Description
300-00746	STP in-ear tactical headset (RAC)

**GENESIS II HEADSET. C/W GENERIC EAR MOULD, NEXUS IN-LINE PTT & HANDLEBAR PTT, RAC VERSION**

This product solution uses the 'Genesis II' style headset with flexible boom microphone. In addition to its robustness and reliability, this style of headset has been found to be very popular amongst Public Safety users as it can be easily worn under most popular types of motorcycle crash helmets.

The headset is terminated with a DIN style connector. A short cable is also provided to enable the headset assembly to be connected into the body worn, Nexus PTT switch unit.

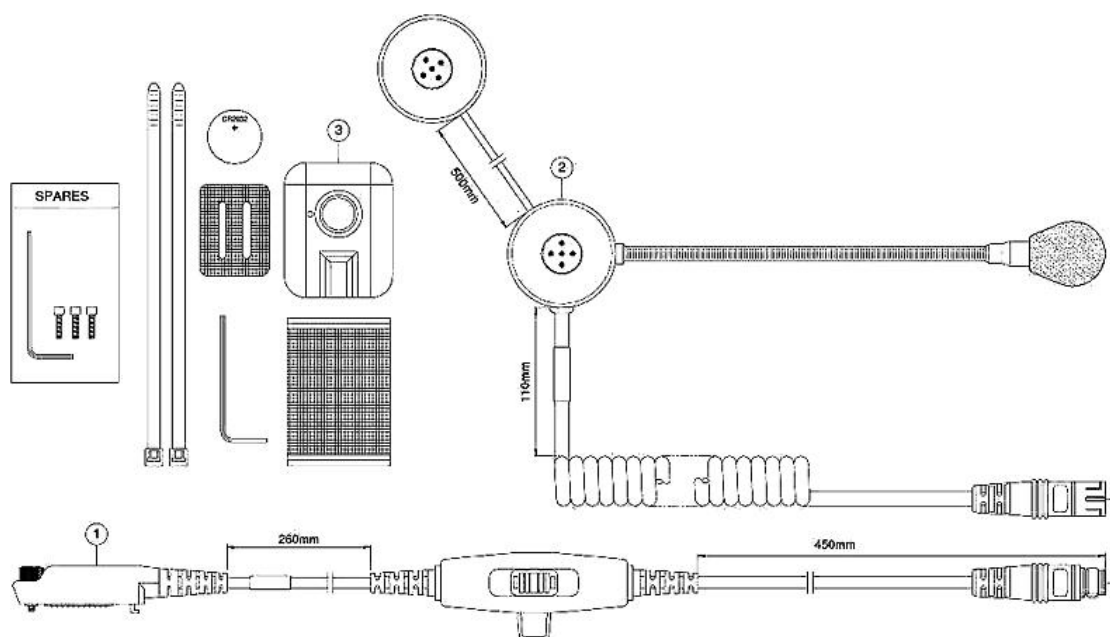
Connection to the hand-portable is via a large, robust in-line PTT switch unit. This switch unit can be attached to the clothing using the large clip fitted to the switch unit. Also included is a side jack socket that allows the option to connect a handle bar mounted PTT switch if required.



Part Number	Description
300-00747	Genesis II headset (RAC)

### M/C HELMET COMMS SYSTEM, RAC VERSION

Unlike the previous Genesis headset, this solution has the communications system that can be built into the crash helmet. It consists of two ear speakers and a 'gooseneck' style microphone suitable for installation in closed face or open face style helmets.



Connection to the radio is via the in-line PTT switch with the option of having either wireless or wired connections to a handlebar PTT.

The headset has a short cable from the helmet, terminated with a DIN style connector. A short cable is also provided to enable the headset assembly to be connected into the in-line PTT unit. An optional wireless receiver unit is available together with a separate, handlebar mounted 'wireless PTT' unit.

Part Number	Description
300-00748	Motorcycle helmet comms system

**PUBLIC ORDER EAR HANGER AND BOOM MICROPHONE, RAC VERSION.**

This product solution consists of a lightweight, single piece earpiece with rigid boom microphone, suitable for everyday policing/patrol type duties. The headset fits over the users ear with a replaceable tube section that plugs into the ear. This earpiece section consists of a transparent, coiled tube that can be replaced for multi-user service if required.

The unit has an in-line PTT switch with robust fixing clip to allow the user to attach to their garment. The assembly is terminated with a RAC plug to allow direct and secure connection to the hand-portable.



Part Number	Description
300-00754	Public order ear hanger & boom mic (RAC)

**2 WIRE KITS, RAC VERSION**

For semi-covert operations, we offer a 'two-wire' product. This solution is very popular with officers required for special duties (such as policing large gala type events or providing personal security), where due to the nature of these activities, discreet communication equipment is necessary.



Part Number	Description
300-00755	STP Two-wire kit (RAC) - legacy

## VEHICLE INSTALLATION KIT



### SC20 BASIC CAR KIT

The SC20 basic car kit allows charging of the SC20 and STP-series hand portables with the “Klick Fast” stud or the belt clip attached, with any battery fitted and with an accessory such as the RSM connected to the side RAC connector



- Metal construction; includes a dashboard mount
- Allows radios to be fitted with a Klickfast mount or belt clip attached
- LED power indicator
- 12-24V DC input
- Compact design

The cradle comes with a universal mounting attachment to allow the cradle to be safely attached onto most surfaces inside a vehicle

Part Number	Description
300-01618	SC20 basic car kit, direct connection

# CARRYING ACCESSORIES

## CARRYING CASES

A choice of three carry cases is available. All have been designed to accommodate both standard and high capacity batteries. Access is provided to allow connection of audio accessories via the side RAC connector.

The three types of carrying case types are as follows;

- Heavy duty leather case. This case comes with the Klickfast stud mount permanently attached and has a specially moulded base to enable the case (with radio) to stand up on its end.
- Light weight leather case. This case comes with the belt clip and two metal loops permanently fitted, allowing the case to be attached either over a belt or to a shoulder strap.
- Nylon holster. This case has a belt loop to allow the case to be permanently attached to a belt. Two metal loops are also fitted to the case allowing it to be attached to a shoulder strap.



Part Number	Description
300-01386	Heavy duty Leather Case
300-01385	Lightweight Leather Case
300-01387	Nylon Holster



## ATTACHMENTS

### “CLICK FAST” SIX DOCK KIT

The six dock kit comprises of:

- 2 x “Sew on” Docks.
- 1 x 1.5” standard belt attachment.
- 1 x 2” (50mm) UK Public Safety belt attachment.
- 1 x 62mm Euro Public safety belt attachment.
- 1 x screw down dock e.g. for use on a locker or car dash board.



### “CLICK FAST” STUD



Fitted direct to the SC20, the durable stud moulding allows quick, easy docking and locking of the radio into any of seven positions used the patented ratchet system. The radio is first inserted into the dock. It can then be angled as necessary. To remove the radio from the dock, it must first be inverted and then it can withdraw from the dock.

### BELT CLIP KIT

The belt clip is fixed to the hand-portable by removing the battery and inserting the clip into the retaining feature on the rear of the radio. The belt clip can be used with either battery option and can remain fitted whilst using the 1+1 or 6+6 battery charges.



### “CLICK FAST” DOCK UNITS



Two versions are available to fit either a 50mm or 60mm width belt.

### EXTENDED BELT LOOP

Designed to fit a 55mm tall/ 10mm thick belt, the extended belt loop allows either a radio or leather case fitted with a stud, to be attached. Distance from the top of the belt to the Klickfast axis is approx.90mm.



## SHOULDER STRAP

An option to mount the carrying cases is by using the shoulder strap. Consisting of black leather with robust clips at either end, the shoulder strap is 16mm wide, with length of max = 1600mm, min = 1040mm



Part Number	Description
300-00012	Klick fast 'six dock' kit
300-00718	Klick fast stud
300-01589	Belt clip (for radio)
300-00322	Klick fast dock (50mm) belt attachment
300-00323	Klick fast dock (60mm) belt attachment
300-00912	Extended belt loop
300-00900	Shoulder strap

## COLOUR INSERTS

The SC20 series have a set of colour inserts available to assist in identifying radios. These can be used for example, to identify groups of users with radios that have been pre-programmed with specific functionality. Colours available are: Blue, Yellow, Orange, Green, Grey and Black, all available in packs of 50 pieces.

Part Number	Description
700-00029	SC20 Colour insert, pack of 50 (Blue)
700-00030	SC20 Colour insert, pack of 50 (Yellow)
700-00031	SC20 Colour insert, pack of 50 (Orange)
700-00032	SC20 Colour insert, pack of 50 (Green)
700-00043	SC20 Colour insert, pack of 50 (Grey)
700-00048	SC20 Colour insert, pack of 50 (Black)



**SC20 DISPLAY PROTECTOR**

For harsh and abrasive environments, such as the mining industry, Sepura has a precision cut, scratch resistant display protector for the SC20. This is available in packs of 5.



Part Number	Description
700-00715	SC20 Display protector (pack of 5)

# PROGRAMMING



## USB SLAVE PROGRAMMING/DATA LEAD

The USB Slave lead allows the user to connect 3rd party USB Host equipped devices such as PC's. The PC may communicate with the radio and use it as a packet data modem for example, or it may be running a despatcher program and use AT commands to set up voice calls, send or receive status or SDS messaging etc via the PEI port. The PC could also be running Radio Manager and be programming the connected radio.



## USB HOST DATA ADAPTER

The USB Host Data Adapter allows the user to connect 3rd party USB slave equipped device. The user should ideally connect devices that have their own power source rather than draw power from the radio. However, should the 3rd party device not have its own power source then the radio can source 5V @100mA (USB low power specification) to the slave device and not the 5V@500mA which is normally associated with USB host.

Typically connected slave devices are likely to be body-worn printers, bar code scanner, RFID readers, card readers and mass storage devices and camera's, such as:

Printers, Bar code readers, Slot Readers, Moto Printers, RFID wand, RFID Wand 2



## PART NUMBERS

Part Number	Description
300-01384	sDAC USB slave lead
300-01388	sDAC USB host adapter

## NOTICE

All rights reserved. This document may not be reproduced in any form either in part or in whole without the prior written consent of Sepura plc, nor may it be edited, duplicated or distributed using electronic systems.

Company and product names mentioned in this document may be protected under copyright or patent laws.

The information in this document is subject to change without notice and describes only the product defined in this document. This document is intended for the use of Sepura plc's customers and/or other parties only for the purposes of the agreement or arrangement under which this document is submitted, and no part of it may be reproduced or transmitted in any form or means without the prior written permission of Sepura plc.

### CONTACT DETAILS

#### **Sepura plc**

9000 Cambridge Research Park  
Beach Drive, Waterbeach  
Cambridge, CB25 9TL, UK

Web : [www.sepura.com](http://www.sepura.com)  
Tel: +44 (0)1223 876000  
Fax: +44 (0)1223 879000