

FCC Test Report

(Class II Permissive Change)

Product Name	Intel® Dual Band Wireless-AC 7260
Model No	7260NGW
FCC ID.	PD97260NG, PD97260NGU

* FCC ID: PD97260NG (For OEM factory installation)

* FCC ID: PD97260NGU (For user installation)

Applicant	Intel Mobile Communications
Address	100 Center Point Circle, Suite 200 Columbia, South Carolina 29210 USA

Date of Receipt	Oct. 01, 2014
Issue Date	Nov. 06, 2014
Report No.	14A0104R-RFUSP25V00
Report Version	V1.0



The test results relate only to the samples tested.

The test results shown in the test report are traceable to the national/international standard through the calibration of the equipment and evaluated measurement uncertainty herein.

This report must not be used to claim product endorsement by TAF or any agency of the government.

The test report shall not be reproduced without the written approval of QuietTek Corporation.

Test Report

Issue Date: Nov. 06, 2014

Report No.: 14A0104R-RFUSP25V00



Product Name	Intel® Dual Band Wireless-AC 7260
Applicant	Intel Mobile Communications
Address	100 Center Point Circle, Suite 200 Columbia, South Carolina 29210 USA
Manufacturer	Intel Mobile Communications
Model No.	7260NGW
FCC ID.	PD97260NG, PD97260NGU
EUT Rated Voltage	DC 3.3V (via Mini-PCI Express slot)
EUT Test Voltage	AC 120V/60Hz
Trade Name	Intel
Applicable Standard	FCC CFR Title 47 Part 15 Subpart C: 2013 ANSI C63.10: 2009, KDB 558074 D01 DTS Meas Guidance v03r02
Test Result	Complied

Documented By

:



(Senior Adm. Specialist / Rita Huang)

Tested By

:



(Engineer / Andy Lin)

Approved By

:



(Director / Vincent Lin)

TABLE OF CONTENTS

Description	Page
1. GENERAL INFORMATION	4
1.1. EUT Description.....	4
1.2. Operational Description	7
1.3. Tested System Details.....	8
1.4. Configuration of Tested System	8
1.5. EUT Exercise Software	8
1.6. Test Facility	9
2. Peak Power Output	10
2.1. Test Equipment.....	10
2.2. Test Setup	10
2.3. Limits	11
2.4. Test Procedure	11
2.5. Uncertainty	11
2.6. Test Result of Peak Power Output.....	12
3. Radiated Emission.....	30
3.1. Test Equipment.....	30
3.2. Test Setup	31
3.3. Limits	32
3.4. Test Procedure	33
3.5. Uncertainty	33
3.6. Test Result of Radiated Emission.....	34
4. Band Edge	97
4.1. Test Equipment.....	97
4.2. Test Setup	97
4.3. Limits	98
4.4. Test Procedure	98
4.5. Uncertainty	98
4.6. Test Result of Band Edge	99
5. During Compliance Testing	161
Attachment 1: EUT Test Photographs	
Attachment 2: EUT Detailed Photographs	

1. GENERAL INFORMATION

1.1. EUT Description

Product Name	Intel® Dual Band Wireless-AC 7260
Trade Name	Intel
Model No.	7260NGW
FCC ID.	PD97260NG, PD97260NGU
Frequency Range	802.11b/g/n-20MHz: 2412-2462MHz, 802.11n-40MHz: 2422-2452MHz 802.11a/n-20MHz: 5745-5825MHz, 802.11n-40MHz: 5755-5795MHz 802.11ac-80MHz: 5775 MHz
Number of Channels	802.11b/g/n-20MHz: 11, n-40MHz: 7 802.11a/n-20MHz: 5, n-40MHz: 2 802.11ac-80MHz: 1
Data Speed	802.11b: 1-11Mbps, 802.11a/g: 6-54Mbps, 802.11n: up to 300Mbps 802.11ac-80MHz: up to 866.7MHz
Channel separation	802.11b/g/n-20MHz: 5 MHz, 802.11a/n-20MHz: 20MHz 802.11n-40MHz: 40MHz, 802.11ac-80MHz: 80MHz
Type of Modulation	802.11b:DSSS, DBPSK, DQPSK, CCK 802.11a/g/n: OFDM, BPSK, QPSK, 16QAM, 64QAM, 256QAM
Antenna Type	Dipole Antenna
Antenna Gain	Refer to the table "Antenna List"
Channel Control	Auto
Contain Module	Intel / 7260NGW

Antenna List

No.	Manufacturer	Part No.	Antenna Type	Peak Gain
1	WIESON Technologies co., ltd	GY121HT0321-003-H (External)	Dipole	2.89 dBi For 2.4GHz 4.22 dBi For 5725-5850GHz

Note: The antenna of EUT is conform to FCC 15.203

802.11b/g/n-20MHz Center Frequency of Each Channel:

Channel	Frequency	Channel	Frequency	Channel	Frequency	Channel	Frequency
Channel 01:	2412 MHz	Channel 02:	2417 MHz	Channel 03:	2422 MHz	Channel 04:	2427 MHz
Channel 05:	2432 MHz	Channel 06:	2437 MHz	Channel 07:	2442 MHz	Channel 08:	2447 MHz
Channel 09:	2452 MHz	Channel 10:	2457 MHz	Channel 11:	2462 MHz		

802.11a/n-20MHz Center Working Frequency of Each Channel:

Channel	Frequency	Channel	Frequency	Channel	Frequency	Channel	Frequency
Channel 149:	5745 MHz	Channel 153:	5765 MHz	Channel 157:	5785 MHz	Channel 161:	5805 MHz
Channel 165:	5825 MHz						

802.11n-40MHz (2.4G Band) Center Working Frequency of Each Channel:

Channel	Frequency	Channel	Frequency	Channel	Frequency	Channel	Frequency
Channel 3:	2422 MHz	Channel 4:	2427 MHz	Channel 5:	2432 MHz	Channel 6:	2437 MHz
Channel 7:	2442 MHz	Channel 8:	2447 MHz	Channel 9:	2452 MHz		

802.11n-40MHz (5G Band) Center Working Frequency of Each Channel:

Channel	Frequency	Channel	Frequency
Channel 151:	5755 MHz	Channel 159:	5795 MHz

802.11ac-80MHz Carrier Frequency of Each Channel:

Channel	Frequency
Channel 155:	5775 MHz

Note:

1. This device is an Intel® Dual Band Wireless-AC 7260, Contains functions and so on WLAN 、Bluetooth , This report for WLAN.
2. Regarding to the operation frequency, the lowest, middle and highest frequency are selected to perform the test.
3. Lowest and highest data rates are tested in each mode. Only worst case is shown in the report. (802.11b is 1Mbps 、802.11g is 6Mbps 、802.11n(20M-BW) is 14.4Mbps 、802.11n(40M-BW) is 30Mbps) and 802.11ac(80M-BW) is 65Mbps.
4. At result of pretests, module supports dual-channel transmission, only the worst case is shown in the report. (802.11b is chain B 、802.11g is chain B 、802.11a is chain A)
5. These tests are conducted on a sample for the purpose of demonstrating compliance of 802.11a/b/g/n transmitter with Part 15 Subpart C Paragraph 15.247 of spread spectrum devices.
6. This is to request a Class II permissive change for FCC ID: PD97260NG, PD97260NGU, originally granted on 04/22/2013.

The major change filed under this application is:

Change #1: Addition new antenna, antenna type is different with the original application.

(Antenna type: Dipole antenna)

Test Mode:	Mode 1: Transmit - 802.11b 1Mbps
	Mode 2: Transmit - 802.11g 6Mbps
	Mode 3: Transmit - 802.11a 6Mbps
	Mode 4: Transmit - 802.11n-20BW_14.4Mbps(2.4G Band)_ANT1)
	Mode 4: Transmit - 802.11n-20BW_14.4Mbps(2.4G Band)_ANT2)
	Mode 4: Transmit - 802.11n-20BW_14.4Mbps(2.4G Band)_ANT1+ANT2)
	Mode 5: Transmit - 802.11n-40BW_30Mbps(2.4G Band)_ANT1)
	Mode 5: Transmit - 802.11n-40BW_30Mbps(2.4G Band)_ANT2)
	Mode 5: Transmit - 802.11n-40BW_30Mbps(2.4G Band)_ANT1+ANT2)
	Mode 6: Transmit - 802.11n-20BW_14.4Mbps(5G Band)_ANT1)
	Mode 6: Transmit - 802.11n-20BW_14.4Mbps(5G Band)_ANT2)
	Mode 6: Transmit - 802.11n-20BW_14.4Mbps(5G Band)_ANT1+ANT2)
	Mode 7: Transmit - 802.11n-40BW_30Mbps(5G Band)_ANT1)
	Mode 7: Transmit - 802.11n-40BW_30Mbps(5G Band)_ANT2)
	Mode 7: Transmit - 802.11n-40BW_30Mbps(5G Band)_ANT1+ANT2)
	Mode 8: Transmit - 802.11ac-80BW_65Mbps(5G Band)_ANT1)
	Mode 8: Transmit - 802.11ac-80BW_65Mbps(5G Band)_ANT2)
	Mode 8: Transmit - 802.11ac-80BW_65Mbps(5G Band)_ANT1+ANT2)

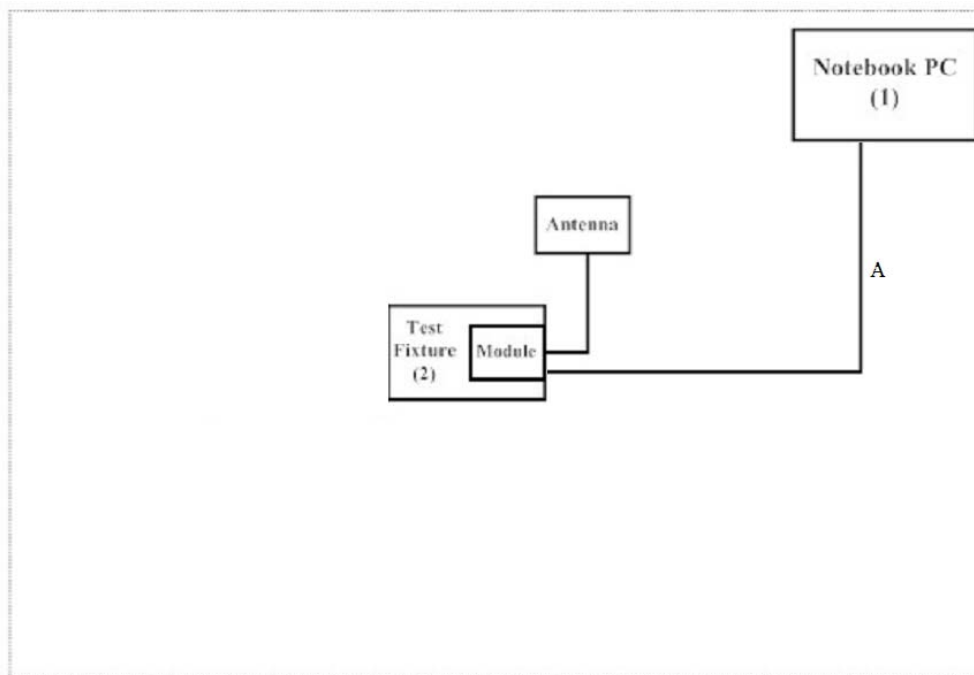
1.3. Tested System Details

The types for all equipment, plus descriptions of all cables used in the tested system (including inserted cards) are:

Product	Manufacturer	Model No.	Serial No.	Power Cord
1	Notebook PC	DELL	N/A	N/A
2	Test Fixture	INTEL	N/A	N/A

Signal Cable Type	Signal cable Description
A	Test Fixture Line
	Non-Shielded, 1.0m

1.4. Configuration of Tested System



1.5. EUT Exercise Software

- (1) Setup the EUT as shown in Section 1.4
- (2) Execute "DRTU Ver 1.6.1-556" program on the Notebook PC.
- (3) Configure the test mode, the test channel, and the data rate.
- (4) Press "OK" to start the continuous Transmit.
- (5) Verify that the EUT works properly.

1.6. Test Facility

Ambient conditions in the laboratory:

Items	Required (IEC 68-1)	Actual
Temperature (°C)	15-35	20-35
Humidity (%RH)	25-75	50-65
Barometric pressure (mbar)	860-1060	950-1000

The related certificate for our laboratories about the test site and management system can be downloaded from Quietek Corporation's Web Site : <http://www.quietek.com/tw/ctg/cts/accreditations.htm>
The address and introduction of Quietek Corporation's laboratories can be founded in our Web site : <http://www.quietek.com/>

Site Description: File on
Federal Communications Commission
FCC Engineering Laboratory
7435 Oakland Mills Road
Columbia, MD 21046
Registration Number: 92195

Site Name: Quietek Corporation
Site Address: No.5-22, Ruishukeng Linkou Dist., New Taipei City
24451, Taiwan, R.O.C.
TEL: 886-2-8601-3788 / FAX : 886-2-8601-3789
E-Mail : service@quietek.com

FCC Accreditation Number: TW1014

2. Peak Power Output

2.1. Test Equipment

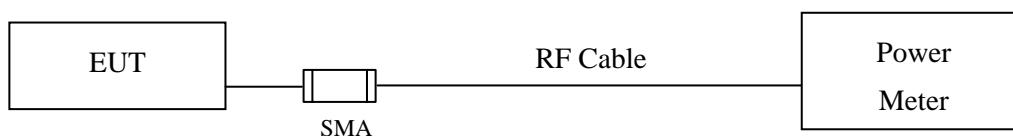
	Equipment	Manufacturer	Model No./Serial No.	Last Cal.
	Power Meter	Anritsu	ML2495A/6K00003357	May, 2014
	Power Sensor	Anritsu	MA2411B/0738448	Jun., 2014
	Spectrum Analyzer	R&S	FSP40 / 100170	Jun., 2014
	Spectrum Analyzer	Agilent	E4407B / US39440758	Jun., 2014
X	Spectrum Analyzer	Agilent	N9010A / MY48030495	Apr., 2014

Note:

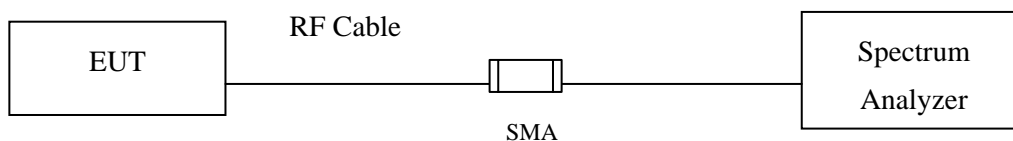
1. All equipments are calibrated with traceable calibrations. Each calibration is traceable to the national or international standards.
2. The test instruments marked with “X” are used to measure the final test results.

2.2. Test Setup

Average Power For different Data Rate (Mbps)



Peak Power Measurement



2.3. Limits

The maximum peak power shall be less 1 Watt.

2.4. Test Procedure

The EUT was tested according to DTS test procedure of KDB 558074 for compliance to FCC 47CFR 15.247 requirements. The maximum peak conducted output power using KDB 558074 section 9.1.3 PKPM1 Peak power meter method.

2.5. Uncertainty

± 1.27 dB

2.6. Test Result of Peak Power Output

Product : Intel® Dual Band Wireless-AC 7260
 Test Item : Peak Power Output Data
 Test Site : No.3 OATS
 Test Mode : Mode 1: Transmit - 802.11b 1Mbps

CHAIN A

Channel No	Frequency (MHz)	Peak Power	Required Limit	Result
		Data Rate 1 Mbps		
01	2412	17.54	<30dBm	Pass
06	2437	17.57	<30dBm	Pass
11	2462	17.38	<30dBm	Pass

Note: Peak Power Output Value = Reading value on power meter + cable loss

CHAIN B

Channel No	Frequency (MHz)	Peak Power	Required Limit	Result
		Data Rate 1 Mbps		
01	2412	19.78	<30dBm	Pass
06	2437	19.60	<30dBm	Pass
11	2462	19.06	<30dBm	Pass

Note: Peak Power Output Value = Reading value on power meter + cable loss

Product : Intel® Dual Band Wireless-AC 7260
 Test Item : Peak Power Output Data
 Test Site : No.3 OATS
 Test Mode : Mode 2: Transmit - 802.11g 6Mbps

CHAIN A

Channel No	Frequency (MHz)	Peak Power	Required Limit	Result
		Data Rate 6 Mbps		
01	2412	20.07	<30dBm	Pass
06	2437	23.61	<30dBm	Pass
11	2462	21.89	<30dBm	Pass

Note: Peak Power Output Value =Reading value on power meter + cable loss

CHAIN B

Channel No	Frequency (MHz)	Peak Power	Required Limit	Result
		Data Rate 6 Mbps		
01	2412	21.67	<30dBm	Pass
02	2417	24.16	<30dBm	Pass
06	2437	24.86	<30dBm	Pass
10	2457	24.42	<30dBm	Pass
11	2462	22.56	<30dBm	Pass

Note: Peak Power Output Value =Reading value on power meter + cable loss

Product : Intel® Dual Band Wireless-AC 7260
 Test Item : Peak Power Output Data
 Test Site : No.3 OATS
 Test Mode : Mode 3: Transmit - 802.11a 6Mbps

Channel No	Frequency (MHz)	Peak Power	Required Limit	Result
		Data Rate 6 Mbps		
149	5745	25.11	<30dBm	Pass
157	5785	25.26	<30dBm	Pass
165	5825	25.34	<30dBm	Pass

Note: Peak Power Output Value =Reading value on power meter + cable loss

Product : Intel® Dual Band Wireless-AC 7260
Test Item : Peak Power Output Data
Test Site : No.3 OATS
Test Mode : Mode 4: Transmit - 802.11n-20BW_14.4Mbps(2.4G Band)_ANT1)

CHAIN A

Channel No	Frequency (MHz)	Peak Power	Required Limit	Result
		Data Rate 14.4 Mbps		
01	2412	20.41	<30dBm	Pass
02	2417	23.08	<30dBm	Pass
06	2437	23.43	<30dBm	Pass
11	2462	22.52	<30dBm	Pass

Note: Peak Power Output Value =Reading value on power meter + cable loss

Product : Intel® Dual Band Wireless-AC 7260
 Test Item : Peak Power Output Data
 Test Site : No.3 OATS
 Test Mode : Mode 4: Transmit - 802.11n-20BW_14.4Mbps(2.4G Band)_ANT2)

CHAIN B

Channel No	Frequency (MHz)	Peak Power	Required Limit	Result
		Data Rate 14.4 Mbps		
01	2412	22.19	<30dBm	Pass
02	2417	24.53	<30dBm	Pass
06	2437	25.04	<30dBm	Pass
10	2457	24.96	<30dBm	Pass
11	2462	23.18	<30dBm	Pass

Note: Peak Power Output Value =Reading value on power meter + cable loss

Product : Intel® Dual Band Wireless-AC 7260
 Test Item : Peak Power Output Data
 Test Site : No.3 OATS
 Test Mode : Mode 4: Transmit - 802.11n-20BW_14.4Mbps(2.4G Band)_ANT1+ANT2

CHAIN A

Channel No	Frequency (MHz)	Peak Power
		Data Rate 14.4 Mbps
01	2412	17.59
02	2417	19.04
06	2437	19.26
10	2457	19.23
11	2462	18.34

Note: Peak Power Output Value =Reading value on power meter + cable loss

CHAIN B

Channel No	Frequency (MHz)	Peak Power
		Data Rate 14.4 Mbps
01	2412	16.08
02	2417	18.08
06	2437	18.39
10	2457	18.30
11	2462	16.81

Note: Peak Power Output Value =Reading value on power meter + cable loss

CHAIN A+B

Channel	Frequency (MHz)	Data Rata (Mbps)	Chain A Power (dBm)	Chain B Power (dBm)	Chain A+B Power (dBm)	Limit (dBm)	Result
1	2412	14.4	17.59	16.08	19.91	<30dBm	Pass
2	2417	14.4	19.04	18.08	21.60	<30dBm	Pass
6	2437	14.4	19.26	18.39	21.86	<30dBm	Pass
10	2457	14.4	19.23	18.30	21.80	<30dBm	Pass
11	2462	14.4	18.34	16.81	20.65	<30dBm	Pass

Note: Peak Power Output Value (dBm) = 10*LOG (Chain A (mW)+ Chain B (mW))

Product : Intel® Dual Band Wireless-AC 7260
 Test Item : Peak Power Output Data
 Test Site : No.3 OATS
 Test Mode : Mode 5: Transmit - 802.11n-40BW_30Mbps(2.4G Band)_ANT1)

CHAIN A

Channel No	Frequency (MHz)	Peak Power	Required Limit	Result
		Data Rate 30 Mbps		
03	2422	18.47	<30dBm	Pass
04	2427	19.03	<30dBm	Pass
05	2432	21.82	<30dBm	Pass
06	2437	22.34	<30dBm	Pass
09	2452	21.48	<30dBm	Pass

Note: Peak Power Output Value =Reading value on power meter + cable loss

Product : Intel® Dual Band Wireless-AC 7260
 Test Item : Peak Power Output Data
 Test Site : No.3 OATS
 Test Mode : Mode 5: Transmit - 802.11n-40BW_30Mbps(2.4G Band)_ANT2)

CHAIN B

Channel No	Frequency (MHz)	Peak Power	Required Limit	Result
		Data Rate 30 Mbps		
03	2422	20.39	<30dBm	Pass
04	2427	21.56	<30dBm	Pass
05	2432	24.26	<30dBm	Pass
06	2437	25.03	<30dBm	Pass
08	2447	24.16	<30dBm	Pass
09	2452	23.17	<30dBm	Pass

Note: Peak Power Output Value =Reading value on power meter + cable loss

Product : Intel® Dual Band Wireless-AC 7260
 Test Item : Peak Power Output Data
 Test Site : No.3 OATS
 Test Mode : Mode 5: Transmit - 802.11n-40BW_30Mbps(2.4G Band)_ANT1+ANT2)

CHAIN A

Channel No	Frequency (MHz)	Peak Power
		Data Rate 30 Mbps
03	2422	13.83
04	2427	15.31
05	2432	18.32
06	2437	18.93
09	2452	18.74

Note: Peak Power Output Value =Reading value on power meter + cable loss

CHAIN B

Channel No	Frequency (MHz)	Peak Power
		Data Rate 30 Mbps
03	2422	13.48
04	2427	14.49
05	2432	17.61
06	2437	18.33
09	2452	17.09

Note: Peak Power Output Value =Reading value on power meter + cable loss

CHAIN A+B

Channel	Frequency (MHz)	Data Rate (Mbps)	Chain A Power (dBm)	Chain B Power (dBm)	Chain A+B Power (dBm)	Limit (dBm)	Result
3	2422	30	13.83	13.48	16.67	<30dBm	Pass
4	2427	30	15.31	14.49	17.93	<30dBm	Pass
5	2432	30	18.32	17.61	20.99	<30dBm	Pass
6	2437	30	18.93	18.33	21.65	<30dBm	Pass
9	2452	30	18.74	17.09	21.00	<30dBm	Pass

Note: Peak Power Output Value (dBm) = 10*LOG (Chain A (mW)+ Chain B (mW))

Product : Intel® Dual Band Wireless-AC 7260
 Test Item : Peak Power Output Data
 Test Site : No.3 OATS
 Test Mode : Mode 6: Transmit - 802.11n-20BW_14.4Mbps(5G Band)_ANT1)

CHAIN A

Channel No	Frequency (MHz)	Peak Power	Required Limit	Result
		Data Rate 14.4 Mbps		
149	5745	21.33	<30dBm	Pass
157	5785	24.04	<30dBm	Pass
165	5825	23.88	<30dBm	Pass

Note: Peak Power Output Value = Reading value on power meter + cable loss

Product : Intel® Dual Band Wireless-AC 7260
 Test Item : Peak Power Output Data
 Test Site : No.3 OATS
 Test Mode : Mode 6: Transmit - 802.11n-20BW_14.4Mbps(5G Band)_ANT2)

CHAIN B

Channel No	Frequency (MHz)	Peak Power	Required Limit	Result
		Data Rate 14.4 Mbps		
149	5745	23.92	<30dBm	Pass
157	5785	24.18	<30dBm	Pass
165	5825	23.91	<30dBm	Pass

Note: Peak Power Output Value =Reading value on power meter + cable loss

Product : Intel® Dual Band Wireless-AC 7260
 Test Item : Peak Power Output Data
 Test Site : No.3 OATS
 Test Mode : Mode 6: Transmit - 802.11n-20BW_14.4Mbps(5G Band)_ANT1+ANT2)

CHAIN A

Channel No	Frequency (MHz)	Peak Power
		Data Rate 14.4 Mbps
149	5745	19.13
157	5785	19.07
165	5825	18.74

Note: Peak Power Output Value =Reading value on power meter + cable loss

CHAIN B

Channel No	Frequency (MHz)	Peak Power
		Data Rate 14.4 Mbps
149	5745	19.09
157	5785	19.01
165	5825	18.37

Note: Peak Power Output Value =Reading value on power meter + cable loss

CHAIN A+B

Channel	Frequency (MHz)	Data Rate (Mbps)	Chain A Power (dBm)	Chain B Power (dBm)	Chain A+B Power (dBm)	Limit (dBm)	Result
149	5745	14.4	19.13	19.09	22.12	<30dBm	Pass
157	5785	14.4	19.07	19.01	22.05	<30dBm	Pass
165	5825	14.4	18.74	18.37	21.57	<30dBm	Pass

Note: Peak Power Output Value (dBm) = 10*LOG (Chain A (mW)+ Chain B (mW))

Product : Intel® Dual Band Wireless-AC 7260
 Test Item : Peak Power Output Data
 Test Site : No.3 OATS
 Test Mode : Mode 7: Transmit - 802.11n-40BW_30Mbps(5G Band)_ANT1)

CHAIN A

Channel No	Frequency (MHz)	Peak Power	Required Limit	Result
		Data Rate 30 Mbps		
151	5755	19.46	<30dBm	Pass
159	5795	19.06	<30dBm	Pass

Note: Peak Power Output Value = Reading value on power meter + cable loss

Product : Intel® Dual Band Wireless-AC 7260
 Test Item : Peak Power Output Data
 Test Site : No.3 OATS
 Test Mode : Mode 7: Transmit - 802.11n-40BW_30Mbps(5G Band)_ANT2)

CHAIN B

Channel No	Frequency (MHz)	Peak Power	Required Limit	Result
		Data Rate 30 Mbps		
151	5755	19.06	<30dBm	Pass
159	5795	19.11	<30dBm	Pass

Note: Peak Power Output Value = Reading value on power meter + cable loss

Product : Intel® Dual Band Wireless-AC 7260
 Test Item : Peak Power Output Data
 Test Site : No.3 OATS
 Test Mode : Mode 7: Transmit - 802.11n-40BW_30Mbps(5G Band)_ANT1+ANT2)

CHAIN A

Channel No	Frequency (MHz)	Peak Power
		Data Rate 30 Mbps
151	5755	19.67
159	5795	19.31

Note: Peak Power Output Value =Reading value on power meter + cable loss

CHAIN B

Channel No	Frequency (MHz)	Peak Power
		Data Rate 30 Mbps
151	5755	19.23
159	5795	19.21

Note: Peak Power Output Value =Reading value on power meter + cable loss

CHAIN A+B

Channel	Frequency (MHz)	Data Rate (Mbps)	Chain A Power (dBm)	Chain B Power (dBm)	Chain A+B Power (dBm)	Limit (dBm)	Result
151	5755	30	19.67	19.23	22.47	<30dBm	Pass
159	5795	30	19.31	19.21	22.27	<30dBm	Pass

Note: Peak Power Output Value (dBm) = 10*LOG (Chain A (mW)+ Chain B (mW))

Product : Intel® Dual Band Wireless-AC 7260
 Test Item : Peak Power Output Data
 Test Site : No.3 OATS
 Test Mode : Mode 8: Transmit - 802.11ac-80BW_65Mbps(5G Band)_ANT1)

CHAIN A

Channel No	Frequency (MHz)	Peak Power	Required Limit	Result
		Data Rate 65 Mbps		
155	5775	23.09	<30dBm	Pass

Note: Peak Power Output Value =Reading value on power meter + cable loss

Product : Intel® Dual Band Wireless-AC 7260
 Test Item : Peak Power Output Data
 Test Site : No.3 OATS
 Test Mode : Mode 8: Transmit - 802.11ac-80BW_65Mbps(5G Band)_ANT2)

CHAIN A

Channel No	Frequency (MHz)	Peak Power	Required Limit	Result
		Data Rate 65 Mbps		
155	5775	23.61	<30dBm	Pass

Note: Peak Power Output Value =Reading value on power meter + cable loss

Product : Intel® Dual Band Wireless-AC 7260
 Test Item : Peak Power Output Data
 Test Site : No.3 OATS
 Test Mode : Mode 8: Transmit - 802.11ac-80BW_65Mbps(5G Band)_ANT1+ANT2

CHAIN A

Channel No	Frequency (MHz)	Peak Power
		Data Rate 65 Mbps
155	5775	19.42

Note: Peak Power Output Value =Reading value on power meter + cable loss

CHAIN B

Channel No	Frequency (MHz)	Peak Power
		Data Rate 65 Mbps
155	5775	19.54

Note: Peak Power Output Value =Reading value on power meter + cable loss

CHAIN A+B

Channel	Frequency (MHz)	Data Rate (Mbps)	Chain A Power (dBm)	Chain B Power (dBm)	Chain A+B Power (dBm)	Limit (dBm)	Result
155	5775	65	19.42	19.54	22.49	<30dBm	Pass

Note: Peak Power Output Value (dBm) = 10*LOG (Chain A (mW)+ Chain B (mW))

3. Radiated Emission

3.1. Test Equipment

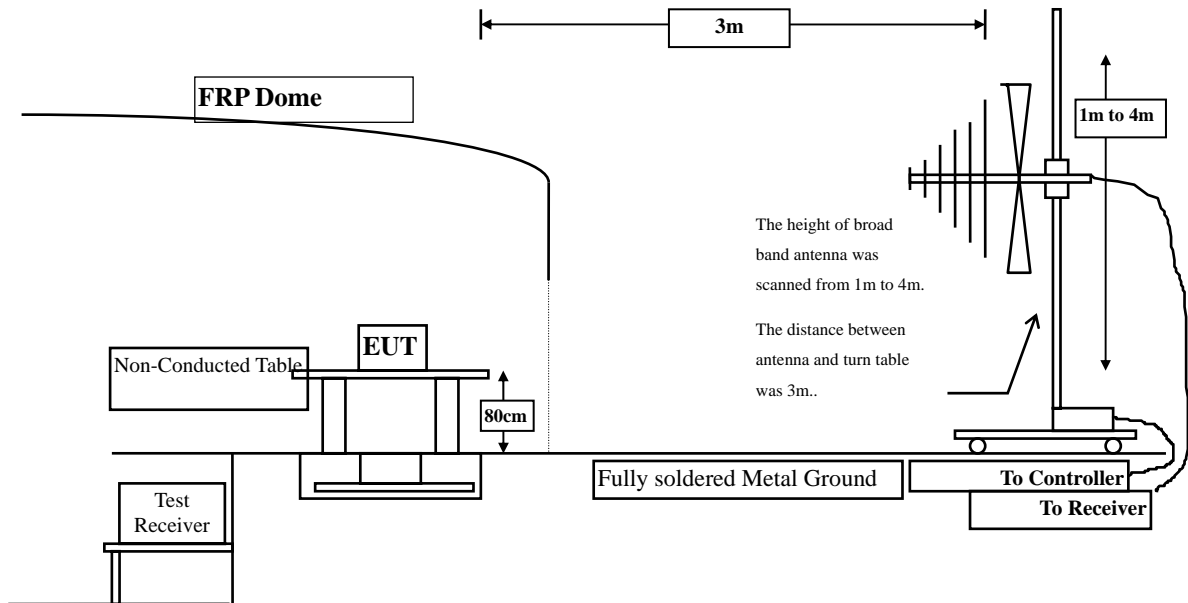
The following test equipment are used during the radiated emission test:

Test Site		Equipment	Manufacturer	Model No./Serial No.	Last Cal.
<input checked="" type="checkbox"/> Site # 3	X	Loop Antenna	Teseq	HLA6120 / 26739	Jul., 2014
	X	Bilog Antenna	Schaffner Chase	CBL6112B/2673	Sep., 2014
	X	Horn Antenna	Schwarzbeck	BBHA9120D/D305	Sep., 2014
	X	Horn Antenna	Schwarzbeck	BBHA9170/208	Jul., 2014
	X	Pre-Amplifier	QTK	QTK-AMP-03 / 0003	May, 2014
	X	Pre-Amplifier	QTK	AP-180C / CHM_0906076	Sep., 2014
	X	Pre-Amplifier	MITEQ	AMF-4D-180400-45-6P/ 925975	Mar, 2014
	X	Spectrum Analyzer	Agilent	E4407B / US39440758	May, 2014
	X	Test Receiver	R & S	ESCS 30/ 825442/018	Sep., 2014
	X	Coaxial Cable	QuieTek	QTK-CABLE/ CAB5	Feb., 2014
	X	Controller	QuieTek	QTK-CONTROLLER/ CTRL3	N/A
	X	Coaxial Switch	Anritsu	MP59B/6200265729	N/A

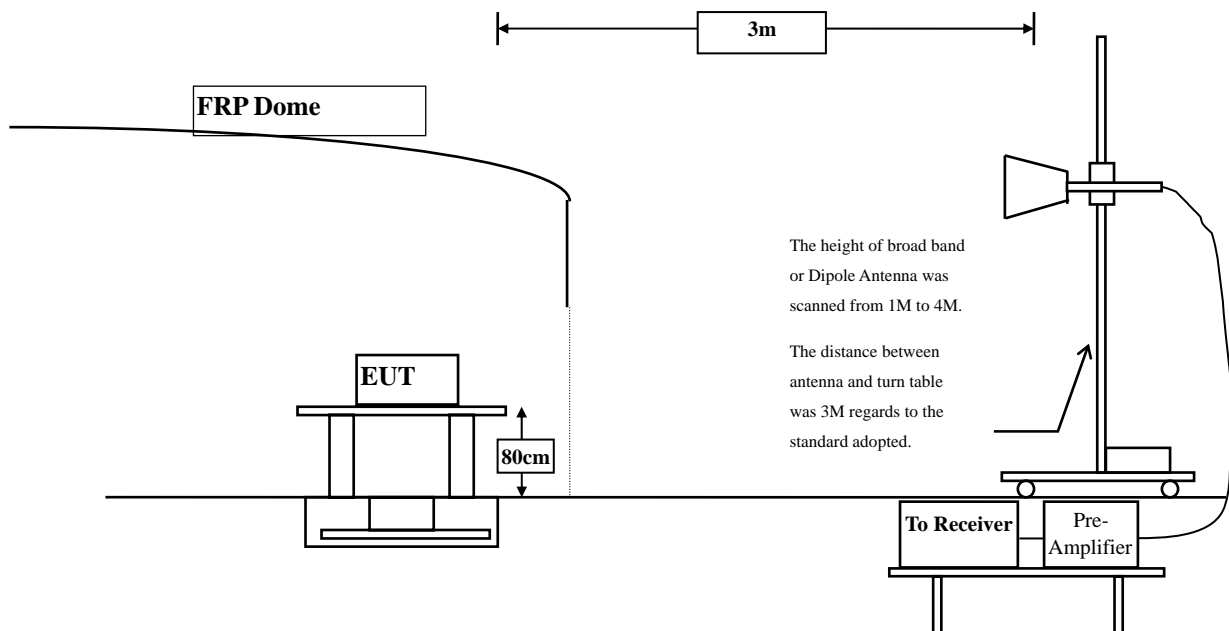
- Note:
1. All equipments are calibrated with traceable calibrations. Each calibration is traceable to the national or international standards.
 2. The test instruments marked with "X" are used to measure the final test results.

3.2. Test Setup

Radiated Emission Below 1GHz



Radiated Emission Above 1GHz



3.3. Limits

Emissions radiated outside of the specified frequency bands, except for harmonics, shall be attenuated by at least 20dB below the level of the fundamental or to the general radiated emission limits in paragraph 15.209, whichever is the lesser attenuation.

FCC Part 15 Subpart C Paragraph 15.209(a) Limits		
Frequency MHz	Field strength (microvolts/meter)	Measurement distance (meter)
0.009-0.490	2400/F(kHz)	300
0.490-1.705	24000/F(kHz)	30
1.705-30	30	30
30-88	100	3
88-216	150	3
216-960	200	3
Above 960	500	3

Remarks: E field strength (dBuV/m) = 20 log E field strength (uV/m)

3.4. Test Procedure

The EUT was setup according to ANSI C63.10, 2009 and tested according to DTS test procedure of KDB558074 for compliance to FCC 47CFR 15.247 requirements.

The EUT is placed on a turn table which is 0.8 meter above ground. The turn table is rotated 360 degrees to determine the position of the maximum emission level. The EUT was positioned such that the distance from antenna to the EUT was 3 meters.

The antenna is scanned between 1 meter and 4 meters to find out the maximum emission level. This is repeated for both horizontal and vertical polarization of the antenna. In order to find the maximum emission, all of the interface cables were manipulated according to ANSI C63.10:2009 on radiated measurement.

The resolution bandwidth below 30MHz setting on the field strength meter is 9kHz and 30MHz~1GHz is 120kHz and above 1GHz is 1MHz.

Radiated emission measurements below 30MHz are made using Loop Antenna and 30MHz~1GHz are made using broadband Bilog antenna and above 1GHz are made using Horn Antennas.

The measurement is divided into the Preliminary Measurement and the Final Measurement.

The suspected frequencies are searched for in Preliminary Measurement with the measurement antenna kept pointed at the source of the emission both in azimuth and elevation, with the polarization of the antenna oriented for maximum response. The antenna is pointed at an angle towards the source of the emission, and the EUT is rotated in both height and polarization to maximize the measured emission. The emission is kept within the illumination area of the 3 dB bandwidth of the antenna.

The worst radiated emission is measured in the Open Area Test Site on the Final Measurement.

The measurement frequency range from 9kHz - 10th Harmonic of fundamental was investigated.

3.5. Uncertainty

± 3.9 dB above 1GHz

± 3.8 dB below 1GHz

3.6. Test Result of Radiated Emission

Product : Intel® Dual Band Wireless-AC 7260
Test Item : Harmonic Radiated Emission Data
Test Site : No.3 OATS
Test Mode : Mode 1: Transmit - 802.11b 1Mbps (2412MHz)

Frequency MHz	Correct Factor dB	Reading Level dBuV	Measurement Level dBuV/m	Margin dB	Limit dBuV/m
Horizontal					
Peak Detector:					
4824.000	3.261	40.290	43.551	-30.449	74.000
7236.000	10.650	36.590	47.240	-26.760	74.000
9648.000	13.337	36.260	49.596	-24.404	74.000
Average Detector:					
--					
Vertical					
Peak Detector:					
4824.000	6.421	40.290	46.711	-27.289	74.000
7236.000	11.495	36.590	48.085	-25.915	74.000
9648.000	13.807	36.150	49.956	-24.044	74.000
Average Detector:					
--					

Note:

1. All Readings below 1GHz are Quasi-Peak, above 1GHz are performed with peak and/or average measurements as necessary.
2. Peak measurements: RBW = 1MHz, VBW = 3 MHz, Sweep: Auto.
3. Average measurements: RBW = 1MHz, VBW = 10 Hz, Sweep: Auto.
4. Measurement Level = Reading Level + Correct Factor.
5. Correct Factor = Antenna factor + Cable loss – Amplifier gain.
6. The average measurement was not performed when the peak measured data under the limit of average detection.
7. The emission levels of other frequencies are very lower than the limit and not show in test report.

Product : Intel® Dual Band Wireless-AC 7260
Test Item : Harmonic Radiated Emission Data
Test Site : No.3 OATS
Test Mode : Mode 1: Transmit - 802.11b 1Mbps (2437 MHz)

Frequency	Correct	Reading	Measurement	Margin	Limit
MHz	Factor	Level	Level		
	dB	dBuV	dBuV/m	dB	dBuV/m
Horizontal					
Peak Detector:					
4874.000	3.038	39.590	42.627	-31.373	74.000
7311.000	11.795	36.590	48.384	-25.616	74.000
9748.000	12.635	36.540	49.175	-24.825	74.000
Average					
Detector:					
--					
Vertical					
Peak Detector:					
4874.000	5.812	40.560	46.371	-27.629	74.000
7311.000	12.630	36.510	49.139	-24.861	74.000
9748.000	13.126	36.520	49.646	-24.354	74.000
Average					
Detector:					
--					

Note:

1. All Readings below 1GHz are Quasi-Peak, above 1GHz are performed with peak and/or average measurements as necessary.
2. Peak measurements: RBW = 1MHz, VBW = 3 MHz, Sweep: Auto.
3. Average measurements: RBW = 1MHz, VBW = 10 Hz, Sweep: Auto.
4. Measurement Level = Reading Level + Correct Factor.
5. Correct Factor = Antenna factor + Cable loss – Amplifier gain.
6. The average measurement was not performed when the peak measured data under the limit of average detection.
7. The emission levels of other frequencies are very lower than the limit and not show in test report.

Product : Intel® Dual Band Wireless-AC 7260
Test Item : Harmonic Radiated Emission Data
Test Site : No.3 OATS
Test Mode : Mode 1: Transmit - 802.11b 1Mbps (2462 MHz)

Frequency	Correct	Reading	Measurement	Margin	Limit
MHz	Factor	Level	Level		
	dB	dBuV	dBuV/m	dB	dBuV/m
Horizontal					
Peak Detector:					
4924.000	2.858	40.520	43.377	-30.623	74.000
7386.000	12.127	36.510	48.638	-25.362	74.000
9848.000	12.852	36.550	49.403	-24.597	74.000
Average					
Detector:					
--					
Vertical					
Peak Detector:					
4924.000	5.521	40.250	45.770	-28.230	74.000
7386.000	13.254	36.510	49.764	-24.236	74.000
9848.000	13.367	36.550	49.917	-24.083	74.000
Average					
Detector:					
--					

Note:

1. All Readings below 1GHz are Quasi-Peak, above 1GHz are performed with peak and/or average measurements as necessary.
2. Peak measurements: RBW = 1MHz, VBW = 3 MHz, Sweep: Auto.
3. Average measurements: RBW = 1MHz, VBW = 10 Hz, Sweep: Auto.
4. Measurement Level = Reading Level + Correct Factor.
5. Correct Factor = Antenna factor + Cable loss – Amplifier gain.
6. The average measurement was not performed when the peak measured data under the limit of average detection.
7. The emission levels of other frequencies are very lower than the limit and not show in test report.

Product : Intel® Dual Band Wireless-AC 7260
 Test Item : Harmonic Radiated Emission Data
 Test Site : No.3 OATS
 Test Mode : Mode 2: Transmit - 802.11g 6Mbps (2412MHz)

Frequency	Correct	Reading	Measurement	Margin	Limit
MHz	Factor	Level	Level		
	dB	dBuV	dBuV/m	dB	dBuV/m
Horizontal					
Peak Detector:					
4824.000	3.261	38.260	41.521	-32.479	74.000
7236.000	10.650	36.510	47.160	-26.840	74.000
9648.000	13.337	36.550	49.886	-24.114	74.000
Average					
Detector:					
--					
Vertical					
Peak Detector:					
4824.000	6.421	38.550	44.971	-29.029	74.000
7236.000	11.495	36.510	48.005	-25.995	74.000
9648.000	13.807	36.230	50.036	-23.964	74.000
Average					
Detector:					
--					

Note:

1. All Readings below 1GHz are Quasi-Peak, above 1GHz are performed with peak and/or average measurements as necessary.
2. Peak measurements: RBW = 1MHz, VBW = 3 MHz, Sweep: Auto.
3. Average measurements: RBW = 1MHz, VBW = 10 Hz, Sweep: Auto.
4. Measurement Level = Reading Level + Correct Factor.
5. Correct Factor = Antenna factor + Cable loss – Amplifier gain.
6. The average measurement was not performed when the peak measured data under the limit of average detection.
7. The emission levels of other frequencies are very lower than the limit and not show in test report.

Product : Intel® Dual Band Wireless-AC 7260
 Test Item : Harmonic Radiated Emission Data
 Test Site : No.3 OATS
 Test Mode : Mode 2: Transmit - 802.11g 6Mbps (2437 MHz)

Frequency	Correct	Reading	Measurement	Margin	Limit
MHz	Factor	Level	Level		
	dB	dBuV	dBuV/m	dB	dBuV/m
Horizontal					
Peak Detector:					
4874.000	3.038	38.150	41.187	-32.813	74.000
7311.000	11.795	36.520	48.314	-25.686	74.000
9748.000	12.635	36.520	49.155	-24.845	74.000
Average					
Detector:					
--					
Vertical					
Peak Detector:					
4874.000	5.812	40.230	46.041	-27.959	74.000
7311.000	12.630	36.520	49.149	-24.851	74.000
9748.000	13.126	36.520	49.646	-24.354	74.000
Average					
Detector:					
--					

Note:

1. All Readings below 1GHz are Quasi-Peak, above 1GHz are performed with peak and/or average measurements as necessary.
2. Peak measurements: RBW = 1MHz, VBW = 3 MHz, Sweep: Auto.
3. Average measurements: RBW = 1MHz, VBW = 10 Hz, Sweep: Auto.
4. Measurement Level = Reading Level + Correct Factor.
5. Correct Factor = Antenna factor + Cable loss – Amplifier gain.
6. The average measurement was not performed when the peak measured data under the limit of average detection.
7. The emission levels of other frequencies are very lower than the limit and not show in test report.

Product : Intel® Dual Band Wireless-AC 7260
 Test Item : Harmonic Radiated Emission Data
 Test Site : No.3 OATS
 Test Mode : Mode 2: Transmit - 802.11g 6Mbps (2462 MHz)

Frequency	Correct	Reading	Measurement	Margin	Limit
MHz	Factor	Level	Level		
	dB	dBuV	dBuV/m	dB	dBuV/m
Horizontal					
Peak Detector:					
4924.000	2.858	38.150	41.007	-32.993	74.000
7386.000	12.127	36.250	48.378	-25.622	74.000
9848.000	12.852	36.520	49.373	-24.627	74.000
Average					
Detector:					
--					
Vertical					
Peak Detector:					
4924.000	5.521	38.150	43.670	-30.330	74.000
7386.000	13.254	36.580	49.834	-24.166	74.000
9848.000	13.367	37.520	50.887	-23.113	74.000
Average					
Detector:					
--					

Note:

1. All Readings below 1GHz are Quasi-Peak, above 1GHz are performed with peak and/or average measurements as necessary.
2. Peak measurements: RBW = 1MHz, VBW = 3 MHz, Sweep: Auto.
3. Average measurements: RBW = 1MHz, VBW = 10 Hz, Sweep: Auto.
4. Measurement Level = Reading Level + Correct Factor.
5. Correct Factor = Antenna factor + Cable loss – Amplifier gain.
6. The average measurement was not performed when the peak measured data under the limit of average detection.
7. The emission levels of other frequencies are very lower than the limit and not show in test report.

Product : Intel® Dual Band Wireless-AC 7260
Test Item : Harmonic Radiated Emission Data
Test Site : No.3 OATS
Test Mode : Mode 3: Transmit - 802.11a 6Mbps (5745 MHz)

Frequency	Correct	Reading	Measurement	Margin	Limit
MHz	Factor	Level	Level		
	dB	dBuV	dBuV/m	dB	dBuV/m
Horizontal					
Peak Detector:					
11490.000	17.106	35.560	52.667	-21.333	74.000
Average					
Detector:					
--					
Vertical					
Peak Detector:					
11490.000	18.034	35.620	53.655	-20.345	74.000
Average					
Detector:					
--					

Note:

1. All Readings below 1GHz are Quasi-Peak, above 1GHz are performed with peak and/or average measurements as necessary.
2. Peak measurements: RBW = 1MHz, VBW = 3 MHz, Sweep: Auto.
3. Average measurements: RBW = 1MHz, VBW = 10 Hz, Sweep: Auto.
4. Measurement Level = Reading Level + Correct Factor.
5. Correct Factor = Antenna factor + Cable loss –Amplifier gain.
6. The average measurement was not performed when the peak measured data under the limit of average detection.
7. The emission levels of other frequencies are very lower than the limit and not show in test report.

Product : Intel® Dual Band Wireless-AC 7260
 Test Item : Harmonic Radiated Emission Data
 Test Site : No.3 OATS
 Test Mode : Mode 3: Transmit - 802.11a 6Mbps (5785 MHz)

Frequency	Correct	Reading	Measurement	Margin	Limit
MHz	Factor	Level	Level		
	dB	dBuV	dBuV/m	dB	dBuV/m
Horizontal					
Peak Detector:					
11570.000	16.809	36.020	52.829	-21.171	74.000
Average					
Detector:					
--					
Vertical					
Peak Detector:					
11570.000	17.698	36.230	53.928	-20.072	74.000
Average					
Detector:					
--					

Note:

1. All Readings below 1GHz are Quasi-Peak, above 1GHz are performed with peak and/or average measurements as necessary.
2. Peak measurements: RBW = 1MHz, VBW = 3 MHz, Sweep: Auto.
3. Average measurements: RBW = 1MHz, VBW = 10 Hz, Sweep: Auto.
4. Measurement Level = Reading Level + Correct Factor.
5. Correct Factor = Antenna factor + Cable loss – Amplifier gain.
6. The average measurement was not performed when the peak measured data under the limit of average detection.
7. The emission levels of other frequencies are very lower than the limit and not show in test report.

Product : Intel® Dual Band Wireless-AC 7260
 Test Item : Harmonic Radiated Emission Data
 Test Site : No.3 OATS
 Test Mode : Mode 3: Transmit - 802.11a 6Mbps (5825 MHz)

Frequency	Correct	Reading	Measurement	Margin	Limit
MHz	Factor	Level	Level		
	dB	dBuV	dBuV/m	dB	dBuV/m
Horizontal					
Peak Detector:					
11650.000	16.158	35.620	51.778	-22.222	74.000
Average					
Detector:					
--					
Vertical					
Peak Detector:					
11650.000	17.274	35.850	53.125	-20.875	74.000
Average					
Detector:					
--					

Note:

1. All Readings below 1GHz are Quasi-Peak, above 1GHz are performed with peak and/or average measurements as necessary.
2. Peak measurements: RBW = 1MHz, VBW = 3 MHz, Sweep: Auto.
3. Average measurements: RBW = 1MHz, VBW = 10 Hz, Sweep: Auto.
4. Measurement Level = Reading Level + Correct Factor.
5. Correct Factor = Antenna factor + Cable loss – Amplifier gain.
6. The average measurement was not performed when the peak measured data under the limit of average detection.
7. The emission levels of other frequencies are very lower than the limit and not show in test report.

Product : Intel® Dual Band Wireless-AC 7260
 Test Item : Harmonic Radiated Emission Data
 Test Site : No.3 OATS
 Test Mode : Mode 4: Transmit - 802.11n-20BW_14.4Mbps(2.4G Band)_ANT1) (2412MHz)

Frequency	Correct	Reading	Measurement	Margin	Limit
MHz	Factor	Level	Level		
	dB	dBuV	dBuV/m	dB	dBuV/m
Horizontal					
Peak Detector:					
4824.000	3.261	39.760	43.021	-30.979	74.000
7236.000	10.650	36.506	47.156	-26.844	74.000
9648.000	13.337	36.928	50.264	-23.736	74.000
Average					
Detector:					
--					
Vertical					
Peak Detector:					
4824.000	6.421	38.900	45.321	-28.679	74.000
7236.000	11.495	36.556	48.051	-25.949	74.000
9648.000	13.807	36.350	50.156	-23.844	74.000
Average					
Detector:					
--					

Note:

1. All Readings below 1GHz are Quasi-Peak, above 1GHz are performed with peak and/or average measurements as necessary.
2. Peak measurements: RBW = 1MHz, VBW = 3 MHz, Sweep: Auto.
3. Average measurements: RBW = 1MHz, VBW = 10 Hz, Sweep: Auto.
4. Measurement Level = Reading Level + Correct Factor.
5. Correct Factor = Antenna factor + Cable loss – Amplifier gain.
6. The average measurement was not performed when the peak measured data under the limit of average detection.
7. The emission levels of other frequencies are very lower than the limit and not show in test report.

Product : Intel® Dual Band Wireless-AC 7260
Test Item : Harmonic Radiated Emission Data
Test Site : No.3 OATS
Test Mode : Mode 4: Transmit - 802.11n-20BW_14.4Mbps(2.4G Band)_ANT1) (2437 MHz)

Frequency	Correct	Reading	Measurement	Margin	Limit
MHz	Factor	Level	Level		
	dB	dBuV	dBuV/m	dB	dBuV/m
Horizontal					
Peak Detector:					
4874.000	3.038	37.150	40.187	-33.813	74.000
7311.000	11.795	36.260	48.054	-25.946	74.000
9748.000	12.635	36.890	49.525	-24.475	74.000
Average					
Detector:					
--					
Vertical					
Peak Detector:					
4874.000	5.812	37.980	43.791	-30.209	74.000
7311.000	12.630	36.590	49.219	-24.781	74.000
9748.000	13.126	37.540	50.666	-23.334	74.000
Average					
Detector:					
--					

Note:

1. All Readings below 1GHz are Quasi-Peak, above 1GHz are performed with peak and/or average measurements as necessary.
2. Peak measurements: RBW = 1MHz, VBW = 3 MHz, Sweep: Auto.
3. Average measurements: RBW = 1MHz, VBW = 10 Hz, Sweep: Auto.
4. Measurement Level = Reading Level + Correct Factor.
5. Correct Factor = Antenna factor + Cable loss – Amplifier gain.
6. The average measurement was not performed when the peak measured data under the limit of average detection.
7. The emission levels of other frequencies are very lower than the limit and not show in test report.

Product : Intel® Dual Band Wireless-AC 7260
 Test Item : Harmonic Radiated Emission Data
 Test Site : No.3 OATS
 Test Mode : Mode 4: Transmit - 802.11n-20BW_14.4Mbps(2.4G Band)_ANT1) (2462 MHz)

Frequency	Correct	Reading	Measurement	Margin	Limit
MHz	Factor	Level	Level		
	dB	dBuV	dBuV/m	dB	dBuV/m
Horizontal					
Peak Detector:					
4924.000	2.858	38.590	41.447	-32.553	74.000
7386.000	12.127	36.020	48.148	-25.852	74.000
9848.000	12.852	36.290	49.143	-24.857	74.000
Average					
Detector:					
--					
Vertical					
Peak Detector:					
4924.000	5.521	38.150	43.670	-30.330	74.000
7386.000	13.254	36.120	49.374	-24.626	74.000
9848.000	13.367	37.030	50.397	-23.603	74.000
Average					
Detector:					
--					

Note:

1. All Readings below 1GHz are Quasi-Peak, above 1GHz are performed with peak and/or average measurements as necessary.
2. Peak measurements: RBW = 1MHz, VBW = 3 MHz, Sweep: Auto.
3. Average measurements: RBW = 1MHz, VBW = 10 Hz, Sweep: Auto.
4. Measurement Level = Reading Level + Correct Factor.
5. Correct Factor = Antenna factor + Cable loss – Amplifier gain.
6. The average measurement was not performed when the peak measured data under the limit of average detection.
7. The emission levels of other frequencies are very lower than the limit and not show in test report.

Product : Intel® Dual Band Wireless-AC 7260
 Test Item : Harmonic Radiated Emission Data
 Test Site : No.3 OATS
 Test Mode : Mode 4: Transmit - 802.11n-20BW_14.4Mbps(2.4G Band)_ANT2) (2412MHz)

Frequency	Correct	Reading	Measurement	Margin	Limit
MHz	Factor	Level	Level		
	dB	dBuV	dBuV/m	dB	dBuV/m
Horizontal					
Peak Detector:					
4924.000	5.521	38.150	43.670	-30.330	74.000
7386.000	13.254	36.120	49.374	-24.626	74.000
9848.000	13.367	37.030	50.397	-23.603	74.000
Average					
Detector:					
--					
Vertical					
Peak Detector:					
4824.000	6.421	38.150	44.571	-29.429	74.000
7236.000	11.495	36.590	48.085	-25.915	74.000
9648.000	13.807	36.980	50.786	-23.214	74.000
Average					
Detector:					
--					

Note:

1. All Readings below 1GHz are Quasi-Peak, above 1GHz are performed with peak and/or average measurements as necessary.
2. Peak measurements: RBW = 1MHz, VBW = 3 MHz, Sweep: Auto.
3. Average measurements: RBW = 1MHz, VBW = 10 Hz, Sweep: Auto.
4. Measurement Level = Reading Level + Correct Factor.
5. Correct Factor = Antenna factor + Cable loss – Amplifier gain.
6. The average measurement was not performed when the peak measured data under the limit of average detection.
7. The emission levels of other frequencies are very lower than the limit and not show in test report.

Product : Intel® Dual Band Wireless-AC 7260
 Test Item : Harmonic Radiated Emission Data
 Test Site : No.3 OATS
 Test Mode : Mode 4: Transmit - 802.11n-20BW_14.4Mbps(2.4G Band)_ANT2) (2437 MHz)

Frequency	Correct	Reading	Measurement	Margin	Limit
MHz	Factor	Level	Level		
	dB	dBuV	dBuV/m	dB	dBuV/m
Horizontal					
Peak Detector:					
4874.000	3.038	37.150	40.187	-33.813	74.000
7311.000	11.795	36.590	48.384	-25.616	74.000
9748.000	12.635	36.950	49.585	-24.415	74.000
Average					
Detector:					
--					
Vertical					
Peak Detector:					
4874.000	5.812	38.150	43.961	-30.039	74.000
7311.000	12.630	36.590	49.219	-24.781	74.000
9748.000	13.126	37.150	50.276	-23.724	74.000
Average					
Detector:					
--					

Note:

1. All Readings below 1GHz are Quasi-Peak, above 1GHz are performed with peak and/or average measurements as necessary.
2. Peak measurements: RBW = 1MHz, VBW = 3 MHz, Sweep: Auto.
3. Average measurements: RBW = 1MHz, VBW = 10 Hz, Sweep: Auto.
4. Measurement Level = Reading Level + Correct Factor.
5. Correct Factor = Antenna factor + Cable loss – Amplifier gain.
6. The average measurement was not performed when the peak measured data under the limit of average detection.
7. The emission levels of other frequencies are very lower than the limit and not show in test report.

Product : Intel® Dual Band Wireless-AC 7260
Test Item : Harmonic Radiated Emission Data
Test Site : No.3 OATS
Test Mode : Mode 4: Transmit - 802.11n-20BW_14.4Mbps(2.4G Band)_ANT2) (2462 MHz)

Frequency	Correct	Reading	Measurement	Margin	Limit
MHz	Factor	Level	Level		
	dB	dBuV	dBuV/m	dB	dBuV/m
Horizontal					
Peak Detector:					
4924.000	2.858	39.560	42.417	-31.583	74.000
7386.000	12.127	36.560	48.688	-25.312	74.000
9848.000	12.852	36.560	49.413	-24.587	74.000
Average					
Detector:					
--					
Vertical					
Peak Detector:					
4924.000	5.521	38.260	43.780	-30.220	74.000
7386.000	13.254	36.560	49.814	-24.186	74.000
9848.000	13.367	37.120	50.487	-23.513	74.000
Average					
Detector:					
--					

Note:

1. All Readings below 1GHz are Quasi-Peak, above 1GHz are performed with peak and/or average measurements as necessary.
2. Peak measurements: RBW = 1MHz, VBW = 3 MHz, Sweep: Auto.
3. Average measurements: RBW = 1MHz, VBW = 10 Hz, Sweep: Auto.
4. Measurement Level = Reading Level + Correct Factor.
5. Correct Factor = Antenna factor + Cable loss – Amplifier gain.
6. The average measurement was not performed when the peak measured data under the limit of average detection.
7. The emission levels of other frequencies are very lower than the limit and not show in test report.

Product : Intel® Dual Band Wireless-AC 7260
 Test Item : Harmonic Radiated Emission Data
 Test Site : No.3 OATS
 Test Mode : Mode 4: Transmit - 802.11n-20BW_14.4Mbps(2.4G Band)_ANT1+ANT2) (2412MHz)

Frequency	Correct	Reading	Measurement	Margin	Limit
MHz	Factor	Level	Level		
	dB	dBuV	dBuV/m	dB	dBuV/m
Horizontal					
Peak Detector:					
4824.000	3.261	38.290	41.551	-32.449	74.000
7236.000	10.650	38.150	48.800	-25.200	74.000
9648.000	13.337	36.550	49.886	-24.114	74.000
Average					
Detector:					
--					
Vertical					
Peak Detector:					
4824.000	6.421	40.290	46.711	-27.289	74.000
7236.000	11.495	36.580	48.075	-25.925	74.000
9648.000	13.807	36.550	50.356	-23.644	74.000
Average					
Detector:					
--					

Note:

1. All Readings below 1GHz are Quasi-Peak, above 1GHz are performed with peak and/or average measurements as necessary.
2. Peak measurements: RBW = 1MHz, VBW = 3 MHz, Sweep: Auto.
3. Average measurements: RBW = 1MHz, VBW = 10 Hz, Sweep: Auto.
4. Measurement Level = Reading Level + Correct Factor.
5. Correct Factor = Antenna factor + Cable loss – Amplifier gain.
6. The average measurement was not performed when the peak measured data under the limit of average detection.
7. The emission levels of other frequencies are very lower than the limit and not show in test report.

Product : Intel® Dual Band Wireless-AC 7260
 Test Item : Harmonic Radiated Emission Data
 Test Site : No.3 OATS
 Test Mode : Mode 4: Transmit - 802.11n-20BW_14.4Mbps(2.4G Band)_ANT1+ANT2) (2437 MHz)

Frequency	Correct	Reading	Measurement	Margin	Limit
MHz	Factor	Level	Level		
	dB	dBuV	dBuV/m	dB	dBuV/m
Horizontal					
Peak Detector:					
4874.000	3.038	40.520	43.557	-30.443	74.000
7311.000	11.795	36.550	48.344	-25.656	74.000
9748.000	12.635	36.570	49.205	-24.795	74.000
Average					
Detector:					
--					
Vertical					
Peak Detector:					
4874.000	5.812	42.560	48.371	-25.629	74.000
7311.000	12.630	37.590	50.219	-23.781	74.000
9748.000	13.126	37.590	50.716	-23.284	74.000
Average					
Detector:					
--					

Note:

1. All Readings below 1GHz are Quasi-Peak, above 1GHz are performed with peak and/or average measurements as necessary.
2. Peak measurements: RBW = 1MHz, VBW = 3 MHz, Sweep: Auto.
3. Average measurements: RBW = 1MHz, VBW = 10 Hz, Sweep: Auto.
4. Measurement Level = Reading Level + Correct Factor.
5. Correct Factor = Antenna factor + Cable loss – Amplifier gain.
6. The average measurement was not performed when the peak measured data under the limit of average detection.
7. The emission levels of other frequencies are very lower than the limit and not show in test report.

Product : Intel® Dual Band Wireless-AC 7260
 Test Item : Harmonic Radiated Emission Data
 Test Site : No.3 OATS
 Test Mode : Mode 4: Transmit - 802.11n-20BW_14.4Mbps(2.4G Band)_ANT1+ANT2) (2462 MHz)

Frequency	Correct	Reading	Measurement	Margin	Limit
MHz	Factor	Level	Level		
	dB	dBuV	dBuV/m	dB	dBuV/m
Horizontal					
Peak Detector:					
4924.000	2.858	37.590	40.447	-33.553	74.000
7386.000	12.127	36.510	48.638	-25.362	74.000
9848.000	12.852	36.540	49.393	-24.607	74.000
Average					
Detector:					
--					
Vertical					
Peak Detector:					
4924.000	5.521	37.950	43.470	-30.530	74.000
7386.000	13.254	36.850	50.104	-23.896	74.000
9848.000	13.367	36.960	50.327	-23.673	74.000
Average					
Detector:					
--					

Note:

1. All Readings below 1GHz are Quasi-Peak, above 1GHz are performed with peak and/or average measurements as necessary.
2. Peak measurements: RBW = 1MHz, VBW = 3 MHz, Sweep: Auto.
3. Average measurements: RBW = 1MHz, VBW = 10 Hz, Sweep: Auto.
4. Measurement Level = Reading Level + Correct Factor.
5. Correct Factor = Antenna factor + Cable loss – Amplifier gain.
6. The average measurement was not performed when the peak measured data under the limit of average detection.
7. The emission levels of other frequencies are very lower than the limit and not show in test report.

Product : Intel® Dual Band Wireless-AC 7260
 Test Item : Harmonic Radiated Emission Data
 Test Site : No.3 OATS
 Test Mode : Mode 5: Transmit - 802.11n-40BW_30Mbps(2.4G Band)_ANT1) (2422MHz)

Frequency	Correct	Reading	Measurement	Margin	Limit
MHz	Factor	Level	Level		
	dB	dBuV	dBuV/m	dB	dBuV/m
Horizontal					
Peak Detector:					
4844.000	3.171	38.590	41.761	-32.239	74.000
7266.000	11.162	36.260	47.422	-26.578	74.000
9688.000	12.964	37.150	50.115	-23.885	74.000
Average					
Detector:					
--					
Vertical					
Peak Detector:					
4844.000	6.178	38.150	44.328	-29.672	74.000
7266.000	11.982	37.030	49.012	-24.988	74.000
9688.000	13.507	36.590	50.098	-23.902	74.000
Average					
Detector:					
--					

Note:

1. All Readings below 1GHz are Quasi-Peak, above 1GHz are performed with peak and/or average measurements as necessary.
2. Peak measurements: RBW = 1MHz, VBW = 3 MHz, Sweep: Auto.
3. Average measurements: RBW = 1MHz, VBW = 10 Hz, Sweep: Auto.
4. Measurement Level = Reading Level + Correct Factor.
5. Correct Factor = Antenna factor + Cable loss – Amplifier gain.
6. The average measurement was not performed when the peak measured data under the limit of average detection.
7. The emission levels of other frequencies are very lower than the limit and not show in test report.

Product : Intel® Dual Band Wireless-AC 7260
Test Item : Harmonic Radiated Emission Data
Test Site : No.3 OATS
Test Mode : Mode 5: Transmit - 802.11n-40BW_30Mbps(2.4G Band)_ANT1) (2437 MHz)

Frequency	Correct	Reading	Measurement	Margin	Limit
MHz	Factor	Level	Level		
	dB	dBuV	dBuV/m	dB	dBuV/m
Horizontal					
Peak Detector:					
4874.000	3.038	39.260	42.297	-31.703	74.000
7311.000	11.795	36.230	48.024	-25.976	74.000
9748.000	12.635	36.980	49.615	-24.385	74.000
Average					
Detector:					
--					
Vertical					
Peak Detector:					
4874.000	5.812	37.560	43.371	-30.629	74.000
7311.000	12.630	36.030	48.659	-25.341	74.000
9748.000	13.126	36.980	50.106	-23.894	74.000
Average					
Detector:					
--					

Note:

1. All Readings below 1GHz are Quasi-Peak, above 1GHz are performed with peak and/or average measurements as necessary.
2. Peak measurements: RBW = 1MHz, VBW = 3 MHz, Sweep: Auto.
3. Average measurements: RBW = 1MHz, VBW = 10 Hz, Sweep: Auto.
4. Measurement Level = Reading Level + Correct Factor.
5. Correct Factor = Antenna factor + Cable loss – Amplifier gain.
6. The average measurement was not performed when the peak measured data under the limit of average detection.
7. The emission levels of other frequencies are very lower than the limit and not show in test report.

Product : Intel® Dual Band Wireless-AC 7260
 Test Item : Harmonic Radiated Emission Data
 Test Site : No.3 OATS
 Test Mode : Mode 5: Transmit - 802.11n-40BW_30Mbps(2.4G Band)_ANT1) (2452 MHz)

Frequency	Correct	Reading	Measurement	Margin	Limit
MHz	Factor	Level	Level		
	dB	dBuV	dBuV/m	dB	dBuV/m
Horizontal					
Peak Detector:					
4904.000	2.914	39.590	42.505	-31.495	74.000
7356.000	11.995	36.590	48.584	-25.416	74.000
9808.000	12.475	36.870	49.345	-24.655	74.000
Average					
Detector:					
--					
Vertical					
Peak Detector:					
4904.000	5.530	38.150	43.681	-30.319	74.000
7356.000	13.005	36.590	49.594	-24.406	74.000
9808.000	12.901	36.980	49.881	-24.119	74.000
Average					
Detector:					
--					

Note:

1. All Readings below 1GHz are Quasi-Peak, above 1GHz are performed with peak and/or average measurements as necessary.
2. Peak measurements: RBW = 1MHz, VBW = 3 MHz, Sweep: Auto.
3. Average measurements: RBW = 1MHz, VBW = 10 Hz, Sweep: Auto.
4. Measurement Level = Reading Level + Correct Factor.
5. Correct Factor = Antenna factor + Cable loss – Amplifier gain.
6. The average measurement was not performed when the peak measured data under the limit of average detection.
7. The emission levels of other frequencies are very lower than the limit and not show in test report.

Product : Intel® Dual Band Wireless-AC 7260
 Test Item : Harmonic Radiated Emission Data
 Test Site : No.3 OATS
 Test Mode : Mode 5: Transmit - 802.11n-40BW_30Mbps(2.4G Band)_ANT2) (2422MHz)

Frequency	Correct	Reading	Measurement	Margin	Limit
MHz	Factor	Level	Level		
	dB	dBuV	dBuV/m	dB	dBuV/m
Horizontal					
Peak Detector:					
4844.000	3.171	39.260	42.431	-31.569	74.000
7266.000	11.162	36.560	47.722	-26.278	74.000
9688.000	12.964	37.120	50.085	-23.915	74.000
Average					
Detector:					
--					
Vertical					
Peak Detector:					
4844.000	6.178	38.150	44.328	-29.672	74.000
7266.000	11.982	37.260	49.242	-24.758	74.000
9688.000	13.507	37.290	50.798	-23.202	74.000
Average					
Detector:					
--					

Note:

1. All Readings below 1GHz are Quasi-Peak, above 1GHz are performed with peak and/or average measurements as necessary.
2. Peak measurements: RBW = 1MHz, VBW = 3 MHz, Sweep: Auto.
3. Average measurements: RBW = 1MHz, VBW = 10 Hz, Sweep: Auto.
4. Measurement Level = Reading Level + Correct Factor.
5. Correct Factor = Antenna factor + Cable loss – Amplifier gain.
6. The average measurement was not performed when the peak measured data under the limit of average detection.
7. The emission levels of other frequencies are very lower than the limit and not show in test report.

Product : Intel® Dual Band Wireless-AC 7260
 Test Item : Harmonic Radiated Emission Data
 Test Site : No.3 OATS
 Test Mode : Mode 5: Transmit - 802.11n-40BW_30Mbps(2.4G Band)_ANT2) (2437 MHz)

Frequency	Correct	Reading	Measurement	Margin	Limit
MHz	Factor	Level	Level		
	dB	dBuV	dBuV/m	dB	dBuV/m
Horizontal					
Peak Detector:					
4874.000	3.038	39.230	42.267	-31.733	74.000
7311.000	11.795	36.260	48.054	-25.946	74.000
9748.000	12.635	37.120	49.755	-24.245	74.000
Average					
Detector:					
--					
Vertical					
Peak Detector:					
4874.000	5.812	38.260	44.071	-29.929	74.000
7311.000	12.630	36.590	49.219	-24.781	74.000
9748.000	13.126	37.120	50.246	-23.754	74.000
Average					
Detector:					
--					

Note:

1. All Readings below 1GHz are Quasi-Peak, above 1GHz are performed with peak and/or average measurements as necessary.
2. Peak measurements: RBW = 1MHz, VBW = 3 MHz, Sweep: Auto.
3. Average measurements: RBW = 1MHz, VBW = 10 Hz, Sweep: Auto.
4. Measurement Level = Reading Level + Correct Factor.
5. Correct Factor = Antenna factor + Cable loss – Amplifier gain.
6. The average measurement was not performed when the peak measured data under the limit of average detection.
7. The emission levels of other frequencies are very lower than the limit and not show in test report.

Product : Intel® Dual Band Wireless-AC 7260
Test Item : Harmonic Radiated Emission Data
Test Site : No.3 OATS
Test Mode : Mode 5: Transmit - 802.11n-40BW_30Mbps(2.4G Band)_ANT2) (2452 MHz)

Frequency	Correct	Reading	Measurement	Margin	Limit
MHz	Factor	Level	Level		
	dB	dBuV	dBuV/m	dB	dBuV/m
Horizontal					
Peak Detector:					
4904.000	2.914	39.326	42.241	-31.759	74.000
7356.000	11.995	36.590	48.584	-25.416	74.000
9808.000	12.475	37.150	49.625	-24.375	74.000
Average					
Detector:					
--					
Vertical					
Peak Detector:					
4904.000	5.530	38.260	43.791	-30.209	74.000
7356.000	13.005	36.190	49.194	-24.806	74.000
9808.000	12.901	37.290	50.191	-23.809	74.000
Average					
Detector:					
--					

Note:

1. All Readings below 1GHz are Quasi-Peak, above 1GHz are performed with peak and/or average measurements as necessary.
2. Peak measurements: RBW = 1MHz, VBW = 3 MHz, Sweep: Auto.
3. Average measurements: RBW = 1MHz, VBW = 10 Hz, Sweep: Auto.
4. Measurement Level = Reading Level + Correct Factor.
5. Correct Factor = Antenna factor + Cable loss – Amplifier gain.
6. The average measurement was not performed when the peak measured data under the limit of average detection.
7. The emission levels of other frequencies are very lower than the limit and not show in test report.

Product : Intel® Dual Band Wireless-AC 7260
 Test Item : Harmonic Radiated Emission Data
 Test Site : No.3 OATS
 Test Mode : Mode 5: Transmit - 802.11n-40BW_30Mbps(2.4G Band)_ANT1+ANT2) (2422MHz)

Frequency	Correct	Reading	Measurement	Margin	Limit
MHz	Factor	Level	Level		
	dB	dBuV	dBuV/m	dB	dBuV/m
Horizontal					
Peak Detector:					
4844.000	3.171	37.510	40.681	-33.319	74.000
7266.000	11.162	36.850	48.012	-25.988	74.000
9688.000	12.964	36.950	49.915	-24.085	74.000
Average					
Detector:					
--					
Vertical					
Peak Detector:					
4844.000	6.178	36.540	42.718	-31.282	74.000
7266.000	11.982	36.850	48.832	-25.168	74.000
9688.000	13.507	36.840	50.348	-23.652	74.000
Average					
Detector:					
--					

Note:

1. All Readings below 1GHz are Quasi-Peak, above 1GHz are performed with peak and/or average measurements as necessary.
2. Peak measurements: RBW = 1MHz, VBW = 3 MHz, Sweep: Auto.
3. Average measurements: RBW = 1MHz, VBW = 10 Hz, Sweep: Auto.
4. Measurement Level = Reading Level + Correct Factor.
5. Correct Factor = Antenna factor + Cable loss – Amplifier gain.
6. The average measurement was not performed when the peak measured data under the limit of average detection.
7. The emission levels of other frequencies are very lower than the limit and not show in test report.

Product : Intel® Dual Band Wireless-AC 7260
 Test Item : Harmonic Radiated Emission Data
 Test Site : No.3 OATS
 Test Mode : Mode 5: Transmit - 802.11n-40BW_30Mbps(2.4G Band)_ANT1+ANT2) (2437 MHz)

Frequency	Correct	Reading	Measurement	Margin	Limit
MHz	Factor	Level	Level		
	dB	dBuV	dBuV/m	dB	dBuV/m
Horizontal					
Peak Detector:					
4874.000	3.038	37.850	40.887	-33.113	74.000
7311.000	11.795	36.980	48.774	-25.226	74.000
9748.000	12.635	36.540	49.175	-24.825	74.000
Average					
Detector:					
--					
Vertical					
Peak Detector:					
4874.000	5.812	40.520	46.331	-27.669	74.000
7311.000	12.630	36.060	48.689	-25.311	74.000
9748.000	13.126	36.520	49.646	-24.354	74.000
Average					
Detector:					
--					

Note:

1. All Readings below 1GHz are Quasi-Peak, above 1GHz are performed with peak and/or average measurements as necessary.
2. Peak measurements: RBW = 1MHz, VBW = 3 MHz, Sweep: Auto.
3. Average measurements: RBW = 1MHz, VBW = 10 Hz, Sweep: Auto.
4. Measurement Level = Reading Level + Correct Factor.
5. Correct Factor = Antenna factor + Cable loss – Amplifier gain.
6. The average measurement was not performed when the peak measured data under the limit of average detection.
7. The emission levels of other frequencies are very lower than the limit and not show in test report.

Product : Intel® Dual Band Wireless-AC 7260
 Test Item : Harmonic Radiated Emission Data
 Test Site : No.3 OATS
 Test Mode : Mode 5: Transmit - 802.11n-40BW_30Mbps(2.4G Band)_ANT1+ANT2) (2452 MHz)

Frequency	Correct	Reading	Measurement	Margin	Limit
MHz	Factor	Level	Level		
	dB	dBuV	dBuV/m	dB	dBuV/m
Horizontal					
Peak Detector:					
4904.000	2.914	37.290	40.205	-33.795	74.000
7356.000	11.995	36.150	48.144	-25.856	74.000
9808.000	12.475	36.590	49.065	-24.935	74.000
Average					
Detector:					
--					
Vertical					
Peak Detector:					
4904.000	5.530	37.510	43.041	-30.959	74.000
7356.000	13.005	36.520	49.524	-24.476	74.000
9808.000	12.901	36.330	49.231	-24.769	74.000
Average					
Detector:					
--					

Note:

1. All Readings below 1GHz are Quasi-Peak, above 1GHz are performed with peak and/or average measurements as necessary.
2. Peak measurements: RBW = 1MHz, VBW = 3 MHz, Sweep: Auto.
3. Average measurements: RBW = 1MHz, VBW = 10 Hz, Sweep: Auto.
4. Measurement Level = Reading Level + Correct Factor.
5. Correct Factor = Antenna factor + Cable loss – Amplifier gain.
6. The average measurement was not performed when the peak measured data under the limit of average detection.
7. The emission levels of other frequencies are very lower than the limit and not show in test report.

Product : Intel® Dual Band Wireless-AC 7260
 Test Item : Harmonic Radiated Emission Data
 Test Site : No.3 OATS
 Test Mode : Mode 6: Transmit - 802.11n-20BW_14.4Mbps(5G Band)_ANT1) (5745MHz)

Frequency	Correct	Reading	Measurement	Margin	Limit
MHz	Factor	Level	Level		
	dB	dBuV	dBuV/m	dB	dBuV/m
Horizontal					
Peak Detector:					
11490.000	17.106	36.450	53.557	-20.443	74.000
Average					
Detector:					
--					
Vertical					
Peak Detector:					
11490.000	18.034	42.150	60.185	-13.815	74.000
Average					
Detector:					
11490.000	18.034	25.590	43.625	-10.375	54.000

Note:

1. All Readings below 1GHz are Quasi-Peak, above 1GHz are performed with peak and/or average measurements as necessary.
2. Peak measurements: RBW = 1MHz, VBW = 3 MHz, Sweep: Auto.
3. Average measurements: RBW = 1MHz, VBW = 10 Hz, Sweep: Auto.
4. Measurement Level = Reading Level + Correct Factor.
5. Correct Factor = Antenna factor + Cable loss – Amplifier gain.
6. The average measurement was not performed when the peak measured data under the limit of average detection.
7. The emission levels of other frequencies are very lower than the limit and not show in test report.

Product : Intel® Dual Band Wireless-AC 7260
 Test Item : Harmonic Radiated Emission Data
 Test Site : No.3 OATS
 Test Mode : Mode 6: Transmit - 802.11n-20BW_14.4Mbps(5G Band)_ANT1) (5785 MHz)

Frequency	Correct	Reading	Measurement	Margin	Limit
MHz	Factor	Level	Level		
	dB	dBuV	dBuV/m	dB	dBuV/m
Horizontal					
Peak Detector:					
11570.000	16.809	36.125	52.934	-21.066	74.000
Average					
Detector:					
--					
Vertical					
Peak Detector:					
11570.000	17.698	41.020	58.718	-15.282	74.000
Average					
Detector:					
--					

Note:

1. All Readings below 1GHz are Quasi-Peak, above 1GHz are performed with peak and/or average measurements as necessary.
2. Peak measurements: RBW = 1MHz, VBW = 3 MHz, Sweep: Auto.
3. Average measurements: RBW = 1MHz, VBW = 10 Hz, Sweep: Auto.
4. Measurement Level = Reading Level + Correct Factor.
5. Correct Factor = Antenna factor + Cable loss – Amplifier gain.
6. The average measurement was not performed when the peak measured data under the limit of average detection.
7. The emission levels of other frequencies are very lower than the limit and not show in test report.

Product : Intel® Dual Band Wireless-AC 7260
 Test Item : Harmonic Radiated Emission Data
 Test Site : No.3 OATS
 Test Mode : Mode 6: Transmit - 802.11n-20BW_14.4Mbps(5G Band)_ANT1) (5825 MHz)

Frequency	Correct	Reading	Measurement	Margin	Limit
MHz	Factor	Level	Level		
	dB	dBuV	dBuV/m	dB	dBuV/m
Horizontal					
Peak Detector:					
11650.000	16.158	36.310	52.468	-21.532	74.000
Average					
Detector:					
--					
Vertical					
Peak Detector:					
11650.000	17.274	39.120	56.395	-17.605	74.000
Average					
Detector:					
11650.000	17.274	24.260	41.535	-12.465	54.000

Note:

1. All Readings below 1GHz are Quasi-Peak, above 1GHz are performed with peak and/or average measurements as necessary.
2. Peak measurements: RBW = 1MHz, VBW = 3 MHz, Sweep: Auto.
3. Average measurements: RBW = 1MHz, VBW = 10 Hz, Sweep: Auto.
4. Measurement Level = Reading Level + Correct Factor.
5. Correct Factor = Antenna factor + Cable loss – Amplifier gain.
6. The average measurement was not performed when the peak measured data under the limit of average detection.
7. The emission levels of other frequencies are very lower than the limit and not show in test report.

Product : Intel® Dual Band Wireless-AC 7260
 Test Item : Harmonic Radiated Emission Data
 Test Site : No.3 OATS
 Test Mode : Mode 6: Transmit - 802.11n-20BW_14.4Mbps(5G Band)_ANT2) (5745MHz)

Frequency	Correct	Reading	Measurement	Margin	Limit
MHz	Factor	Level	Level		
	dB	dBuV	dBuV/m	dB	dBuV/m
Horizontal					
Peak Detector:					
11490.000	17.106	36.260	53.367	-20.633	74.000
Average					
Detector:					
--					
Vertical					
Peak Detector:					
11490.000	18.034	41.260	59.295	-14.705	74.000
Average					
Detector:					
11490.000	18.034	25.260	43.295	-10.705	54.000

Note:

1. All Readings below 1GHz are Quasi-Peak, above 1GHz are performed with peak and/or average measurements as necessary.
2. Peak measurements: RBW = 1MHz, VBW = 3 MHz, Sweep: Auto.
3. Average measurements: RBW = 1MHz, VBW = 10 Hz, Sweep: Auto.
4. Measurement Level = Reading Level + Correct Factor.
5. Correct Factor = Antenna factor + Cable loss – Amplifier gain.
6. The average measurement was not performed when the peak measured data under the limit of average detection.
7. The emission levels of other frequencies are very lower than the limit and not show in test report.

Product : Intel® Dual Band Wireless-AC 7260
 Test Item : Harmonic Radiated Emission Data
 Test Site : No.3 OATS
 Test Mode : Mode 6: Transmit - 802.11n-20BW_14.4Mbps(5G Band)_ANT2) (5785 MHz)

Frequency	Correct	Reading	Measurement	Margin	Limit
MHz	Factor	Level	Level		
	dB	dBuV	dBuV/m	dB	dBuV/m
Horizontal					
Peak Detector:					
11570.000	16.809	36.230	53.039	-20.961	74.000
Average					
Detector:					
--					
Vertical					
Peak Detector:					
11570.000	17.698	42.020	59.718	-14.282	74.000
Average					
Detector:					
11570.000	17.698	24.230	41.928	-12.072	54.000

Note:

1. All Readings below 1GHz are Quasi-Peak, above 1GHz are performed with peak and/or average measurements as necessary.
2. Peak measurements: RBW = 1MHz, VBW = 3 MHz, Sweep: Auto.
3. Average measurements: RBW = 1MHz, VBW = 10 Hz, Sweep: Auto.
4. Measurement Level = Reading Level + Correct Factor.
5. Correct Factor = Antenna factor + Cable loss – Amplifier gain.
6. The average measurement was not performed when the peak measured data under the limit of average detection.
7. The emission levels of other frequencies are very lower than the limit and not show in test report.

Product : Intel® Dual Band Wireless-AC 7260
Test Item : Harmonic Radiated Emission Data
Test Site : No.3 OATS
Test Mode : Mode 6: Transmit - 802.11n-20BW_14.4Mbps(5G Band)_ANT2) (5825 MHz)

Frequency	Correct	Reading	Measurement	Margin	Limit
MHz	Factor	Level	Level		
	dB	dBuV	dBuV/m	dB	dBuV/m
Horizontal					
Peak Detector:					
11650.000	16.158	36.260	52.418	-21.582	74.000
Average					
Detector:					
--					
Vertical					
Peak Detector:					
11650.000	17.274	39.260	56.535	-17.465	74.000
Average					
Detector:					
11650.000	17.274	24.560	41.835	-12.165	54.000

Note:

1. All Readings below 1GHz are Quasi-Peak, above 1GHz are performed with peak and/or average measurements as necessary.
2. Peak measurements: RBW = 1MHz, VBW = 3 MHz, Sweep: Auto.
3. Average measurements: RBW = 1MHz, VBW = 10 Hz, Sweep: Auto.
4. Measurement Level = Reading Level + Correct Factor.
5. Correct Factor = Antenna factor + Cable loss – Amplifier gain.
6. The average measurement was not performed when the peak measured data under the limit of average detection.
7. The emission levels of other frequencies are very lower than the limit and not show in test report.

Product : Intel® Dual Band Wireless-AC 7260
 Test Item : Harmonic Radiated Emission Data
 Test Site : No.3 OATS
 Test Mode : Mode 6: Transmit - 802.11n-20BW_14.4Mbps(5G Band)_ANT1+ANT2) (5745MHz)

Frequency	Correct	Reading	Measurement	Margin	Limit
MHz	Factor	Level	Level		
	dB	dBuV	dBuV/m	dB	dBuV/m
Horizontal					
Peak Detector:					
11490.000	17.106	35.150	52.257	-21.743	74.000
Average					
Detector:					
--					
Vertical					
Peak Detector:					
11490.000	18.034	35.520	53.555	-20.445	74.000
Average					
Detector:					
--					

Note:

1. All Readings below 1GHz are Quasi-Peak, above 1GHz are performed with peak and/or average measurements as necessary.
2. Peak measurements: RBW = 1MHz, VBW = 3 MHz, Sweep: Auto.
3. Average measurements: RBW = 1MHz, VBW = 10 Hz, Sweep: Auto.
4. Measurement Level = Reading Level + Correct Factor.
5. Correct Factor = Antenna factor + Cable loss – Amplifier gain.
6. The average measurement was not performed when the peak measured data under the limit of average detection.
7. The emission levels of other frequencies are very lower than the limit and not show in test report.

Product : Intel® Dual Band Wireless-AC 7260
 Test Item : Harmonic Radiated Emission Data
 Test Site : No.3 OATS
 Test Mode : Mode 6: Transmit - 802.11n-20BW_14.4Mbps(5G Band)_ANT1+ANT2) (5785 MHz)

Frequency	Correct	Reading	Measurement	Margin	Limit
MHz	Factor	Level	Level		
	dB	dBuV	dBuV/m	dB	dBuV/m
Horizontal					
Peak Detector:					
11570.000	16.809	36.260	53.069	-20.931	74.000
Average					
Detector:					
--					
Vertical					
Peak Detector:					
11570.000	17.698	35.620	53.318	-20.682	74.000
Average					
Detector:					
--					

Note:

1. All Readings below 1GHz are Quasi-Peak, above 1GHz are performed with peak and/or average measurements as necessary.
2. Peak measurements: RBW = 1MHz, VBW = 3 MHz, Sweep: Auto.
3. Average measurements: RBW = 1MHz, VBW = 10 Hz, Sweep: Auto.
4. Measurement Level = Reading Level + Correct Factor.
5. Correct Factor = Antenna factor + Cable loss – Amplifier gain.
6. The average measurement was not performed when the peak measured data under the limit of average detection.
7. The emission levels of other frequencies are very lower than the limit and not show in test report.

Product : Intel® Dual Band Wireless-AC 7260
 Test Item : Harmonic Radiated Emission Data
 Test Site : No.3 OATS
 Test Mode : Mode 6: Transmit - 802.11n-20BW_14.4Mbps(5G Band)_ANT1+ANT2) (5825 MHz)

Frequency	Correct	Reading	Measurement	Margin	Limit
MHz	Factor	Level	Level		
	dB	dBuV	dBuV/m	dB	dBuV/m
Horizontal					
Peak Detector:					
11650.000	16.158	35.210	51.368	-22.632	74.000
Average					
Detector:					
--					
Vertical					
Peak Detector:					
11650.000	17.274	35.230	52.505	-21.495	74.000
Average					
Detector:					
--					

Note:

1. All Readings below 1GHz are Quasi-Peak, above 1GHz are performed with peak and/or average measurements as necessary.
2. Peak measurements: RBW = 1MHz, VBW = 3 MHz, Sweep: Auto.
3. Average measurements: RBW = 1MHz, VBW = 10 Hz, Sweep: Auto.
4. Measurement Level = Reading Level + Correct Factor.
5. Correct Factor = Antenna factor + Cable loss – Amplifier gain.
6. The average measurement was not performed when the peak measured data under the limit of average detection.
7. The emission levels of other frequencies are very lower than the limit and not show in test report.

Product : Intel® Dual Band Wireless-AC 7260
 Test Item : Harmonic Radiated Emission Data
 Test Site : No.3 OATS
 Test Mode : Mode 7: Transmit - 802.11n-40BW_30Mbps(5G Band)_ANT1) (5755MHz)

Frequency	Correct	Reading	Measurement	Margin	Limit
MHz	Factor	Level	Level		
	dB	dBuV	dBuV/m	dB	dBuV/m
Horizontal					
Peak Detector:					
11510.000	17.124	37.150	54.274	-19.726	74.000
Average					
Detector:					
11510.000	17.124	24.060	41.184	-12.816	54.000
Vertical					
Peak Detector:					
11510.000	18.081	36.590	54.671	-19.329	74.000
Average					
Detector:					
11510.000	18.081	23.260	41.341	-12.659	54.000

Note:

1. All Readings below 1GHz are Quasi-Peak, above 1GHz are performed with peak and/or average measurements as necessary.
2. Peak measurements: RBW = 1MHz, VBW = 3 MHz, Sweep: Auto.
3. Average measurements: RBW = 1MHz, VBW = 10 Hz, Sweep: Auto.
4. Measurement Level = Reading Level + Correct Factor.
5. Correct Factor = Antenna factor + Cable loss – Amplifier gain.
6. The average measurement was not performed when the peak measured data under the limit of average detection.
7. The emission levels of other frequencies are very lower than the limit and not show in test report.

Product : Intel® Dual Band Wireless-AC 7260
 Test Item : Harmonic Radiated Emission Data
 Test Site : No.3 OATS
 Test Mode : Mode 7: Transmit - 802.11n-40BW_30Mbps(5G Band)_ANT1) (5795 MHz)

Frequency	Correct	Reading	Measurement	Margin	Limit
MHz	Factor	Level	Level		
	dB	dBuV	dBuV/m	dB	dBuV/m
Horizontal					
Peak Detector:					
11590.000	16.701	36.590	53.290	-20.710	74.000
Average					
Detector:					
--					
Vertical					
Peak Detector:					
11590.000	16.701	36.590	53.290	-20.710	74.000
Average					
Detector:					
11590.000	17.567	24.160	41.726	-12.274	54.000

Note:

1. All Readings below 1GHz are Quasi-Peak, above 1GHz are performed with peak and/or average measurements as necessary.
2. Peak measurements: RBW = 1MHz, VBW = 3 MHz, Sweep: Auto.
3. Average measurements: RBW = 1MHz, VBW = 10 Hz, Sweep: Auto.
4. Measurement Level = Reading Level + Correct Factor.
5. Correct Factor = Antenna factor + Cable loss – Amplifier gain.
6. The average measurement was not performed when the peak measured data under the limit of average detection.
7. The emission levels of other frequencies are very lower than the limit and not show in test report.

Product : Intel® Dual Band Wireless-AC 7260
 Test Item : Harmonic Radiated Emission Data
 Test Site : No.3 OATS
 Test Mode : Mode 7: Transmit - 802.11n-40BW_30Mbps(5G Band)_ANT2) (5755MHz)

Frequency	Correct	Reading	Measurement	Margin	Limit
MHz	Factor	Level	Level		
	dB	dBuV	dBuV/m	dB	dBuV/m
Horizontal					
Peak Detector:					
11510.000	17.124	37.260	54.384	-19.616	74.000
Average					
Detector:					
11510.000	17.124	23.650	40.774	-13.226	54.000
Vertical					
Peak Detector:					
11510.000	18.081	37.560	55.641	-18.359	74.000
Average					
Detector:					
11510.000	18.081	23.260	41.341	-12.659	54.000

Note:

1. All Readings below 1GHz are Quasi-Peak, above 1GHz are performed with peak and/or average measurements as necessary.
2. Peak measurements: RBW = 1MHz, VBW = 3 MHz, Sweep: Auto.
3. Average measurements: RBW = 1MHz, VBW = 10 Hz, Sweep: Auto.
4. Measurement Level = Reading Level + Correct Factor.
5. Correct Factor = Antenna factor + Cable loss – Amplifier gain.
6. The average measurement was not performed when the peak measured data under the limit of average detection.
7. The emission levels of other frequencies are very lower than the limit and not show in test report.

Product : Intel® Dual Band Wireless-AC 7260
 Test Item : Harmonic Radiated Emission Data
 Test Site : No.3 OATS
 Test Mode : Mode 7: Transmit - 802.11n-40BW_30Mbps(5G Band)_ANT2) (5795 MHz)

Frequency	Correct	Reading	Measurement	Margin	Limit
MHz	Factor	Level	Level		
	dB	dBuV	dBuV/m	dB	dBuV/m
Horizontal					
Peak Detector:					
11590.000	16.701	36.260	52.960	-21.040	74.000
Average					
Detector:					
--					
Vertical					
Peak Detector:					
11590.000	17.567	37.260	54.826	-19.174	74.000
Average					
Detector:					
11590.000	17.567	24.260	41.826	-12.174	54.000

Note:

1. All Readings below 1GHz are Quasi-Peak, above 1GHz are performed with peak and/or average measurements as necessary.
2. Peak measurements: RBW = 1MHz, VBW = 3 MHz, Sweep: Auto.
3. Average measurements: RBW = 1MHz, VBW = 10 Hz, Sweep: Auto.
4. Measurement Level = Reading Level + Correct Factor.
5. Correct Factor = Antenna factor + Cable loss – Amplifier gain.
6. The average measurement was not performed when the peak measured data under the limit of average detection.
7. The emission levels of other frequencies are very lower than the limit and not show in test report.

Product : Intel® Dual Band Wireless-AC 7260
 Test Item : Harmonic Radiated Emission Data
 Test Site : No.3 OATS
 Test Mode : Mode 7: Transmit - 802.11n-40BW_30Mbps(5G Band)_ANT1+ANT2) (5755MHz)

Frequency	Correct	Reading	Measurement	Margin	Limit
MHz	Factor	Level	Level		
	dB	dBuV	dBuV/m	dB	dBuV/m
Horizontal					
Peak Detector:					
11510.000	17.124	35.210	52.334	-21.666	74.000
Average					
Detector:					
--					
Vertical					
Peak Detector:					
11510.000	18.081	35.250	53.331	-20.669	74.000
Average					
Detector:					
--					

Note:

1. All Readings below 1GHz are Quasi-Peak, above 1GHz are performed with peak and/or average measurements as necessary.
2. Peak measurements: RBW = 1MHz, VBW = 3 MHz, Sweep: Auto.
3. Average measurements: RBW = 1MHz, VBW = 10 Hz, Sweep: Auto.
4. Measurement Level = Reading Level + Correct Factor.
5. Correct Factor = Antenna factor + Cable loss –Amplifier gain.
6. The average measurement was not performed when the peak measured data under the limit of average detection.
7. The emission levels of other frequencies are very lower than the limit and not show in test report.

Product : Intel® Dual Band Wireless-AC 7260
 Test Item : Harmonic Radiated Emission Data
 Test Site : No.3 OATS
 Test Mode : Mode 7: Transmit - 802.11n-40BW_30Mbps(5G Band)_ANT1+ANT2) (5795 MHz)

Frequency	Correct	Reading	Measurement	Margin	Limit
MHz	Factor	Level	Level		
	dB	dBuV	dBuV/m	dB	dBuV/m
Horizontal					
Peak Detector:					
11590.000	16.701	35.120	51.820	-22.180	74.000
Average					
Detector:					
--					
Vertical					
Peak Detector:					
11590.000	17.567	35.590	53.156	-20.844	74.000
Average					
Detector:					
--					

Note:

1. All Readings below 1GHz are Quasi-Peak, above 1GHz are performed with peak and/or average measurements as necessary.
2. Peak measurements: RBW = 1MHz, VBW = 3 MHz, Sweep: Auto.
3. Average measurements: RBW = 1MHz, VBW = 10 Hz, Sweep: Auto.
4. Measurement Level = Reading Level + Correct Factor.
5. Correct Factor = Antenna factor + Cable loss – Amplifier gain.
6. The average measurement was not performed when the peak measured data under the limit of average detection.
7. The emission levels of other frequencies are very lower than the limit and not show in test report.

Product : Intel® Dual Band Wireless-AC 7260
 Test Item : Harmonic Radiated Emission Data
 Test Site : No.3 OATS
 Test Mode : Mode 8: Transmit - 802.11ac-80BW_65Mbps(5G Band)_ANT1) (5775 MHz)

Frequency	Correct	Reading	Measurement	Margin	Limit
MHz	Factor	Level	Level		
	dB	dBuV	dBuV/m	dB	dBuV/m
Horizontal					
Peak Detector:					
11550.000	16.914	35.590	52.504	-21.496	74.000
Average					
Detector:					
--					
Vertical					
Peak Detector:					
11550.000	17.826	35.590	53.415	-20.585	74.000
Average					
Detector:					
--					

Note:

1. All Readings below 1GHz are Quasi-Peak, above 1GHz are performed with peak and/or average measurements as necessary.
2. Peak measurements: RBW = 1MHz, VBW = 3 MHz, Sweep: Auto.
3. Average measurements: RBW = 1MHz, VBW = 10 Hz, Sweep: Auto.
4. Measurement Level = Reading Level + Correct Factor.
5. Correct Factor = Antenna factor + Cable loss – Amplifier gain.
6. The average measurement was not performed when the peak measured data under the limit of average detection.
7. The emission levels of other frequencies are very lower than the limit and not show in test report.

Product : Intel® Dual Band Wireless-AC 7260
 Test Item : Harmonic Radiated Emission Data
 Test Site : No.3 OATS
 Test Mode : Mode 8: Transmit - 802.11ac-80BW_65Mbps(5G Band)_ANT2) (5775 MHz)

Frequency	Correct	Reading	Measurement	Margin	Limit
MHz	Factor	Level	Level		
	dB	dBuV	dBuV/m	dB	dBuV/m
Horizontal					
Peak Detector:					
11550.000	16.914	36.260	53.174	-20.826	74.000
Average					
Detector:					
--					
Vertical					
Peak Detector:					
11550.000	17.826	35.230	53.055	-20.945	74.000
Average					
Detector:					
--					

Note:

1. All Readings below 1GHz are Quasi-Peak, above 1GHz are performed with peak and/or average measurements as necessary.
2. Peak measurements: RBW = 1MHz, VBW = 3 MHz, Sweep: Auto.
3. Average measurements: RBW = 1MHz, VBW = 10 Hz, Sweep: Auto.
4. Measurement Level = Reading Level + Correct Factor.
5. Correct Factor = Antenna factor + Cable loss – Amplifier gain.
6. The average measurement was not performed when the peak measured data under the limit of average detection.
7. The emission levels of other frequencies are very lower than the limit and not show in test report.

Product : Intel® Dual Band Wireless-AC 7260
 Test Item : Harmonic Radiated Emission Data
 Test Site : No.3 OATS
 Test Mode : Mode 8: Transmit - 802.11ac-80BW_65Mbps(5G Band)_ANT1+ANT2) (5775 MHz)

Frequency	Correct	Reading	Measurement	Margin	Limit
MHz	Factor	Level	Level		
	dB	dBuV	dBuV/m	dB	dBuV/m
Horizontal					
Peak Detector:					
11550.000	16.914	36.130	53.044	-20.956	74.000
Average					
Detector:					
--					
Vertical					
Peak Detector:					
11550.000	17.826	36.030	53.855	-20.145	74.000
Average					
Detector:					
--					

Note:

1. All Readings below 1GHz are Quasi-Peak, above 1GHz are performed with peak and/or average measurements as necessary.
2. Peak measurements: RBW = 1MHz, VBW = 3 MHz, Sweep: Auto.
3. Average measurements: RBW = 1MHz, VBW = 10 Hz, Sweep: Auto.
4. Measurement Level = Reading Level + Correct Factor.
5. Correct Factor = Antenna factor + Cable loss – Amplifier gain.
6. The average measurement was not performed when the peak measured data under the limit of average detection.
7. The emission levels of other frequencies are very lower than the limit and not show in test report.

Product : Intel® Dual Band Wireless-AC 7260
 Test Item : General Radiated Emission Data
 Test Site : No.3 OATS
 Test Mode : Mode 1: Transmit - 802.11b 1Mbps (2437 MHz)

Frequency	Correct	Reading	Measurement	Margin	Limit
MHz	Factor	Level	Level		
	dB	dBuV	dBuV/m	dB	dBuV/m
Horizontal					
119.240	-9.621	40.248	30.627	-12.873	43.500
299.660	-3.585	39.935	36.350	-9.650	46.000
443.220	-2.738	34.414	31.676	-14.324	46.000
600.360	3.977	31.005	34.982	-11.018	46.000
784.660	4.452	30.889	35.341	-10.659	46.000
939.860	6.400	25.871	32.271	-13.729	46.000
Vertical					
43.580	-2.986	34.223	31.237	-8.763	40.000
142.520	-6.267	37.209	30.942	-12.558	43.500
348.160	-3.458	38.422	34.964	-11.036	46.000
499.480	-0.852	34.678	33.826	-12.174	46.000
695.420	1.878	29.807	31.685	-14.315	46.000
879.720	2.335	29.762	32.097	-13.903	46.000

Note:

1. All Readings below 1GHz are Quasi-Peak, above 1GHz are performed with peak and/or average measurements as necessary.
2. Peak measurements: RBW = 1MHz, VBW = 3 MHz, Sweep: Auto.
3. Average measurements: RBW = 1MHz, VBW = 10 Hz, Sweep: Auto.
4. Measurement Level = Reading Level + Correct Factor.
5. Correct Factor = Antenna factor + Cable loss – Amplifier gain.
6. The average measurement was not performed when the peak measured data under the limit of average detection.
7. The emission levels of other frequencies are very lower than the limit and not show in test report.
8. No emission found between lowest internal used/generated frequency to 30MHz.

Product : Intel® Dual Band Wireless-AC 7260
 Test Item : General Radiated Emission Data
 Test Site : No.3 OATS
 Test Mode : Mode 2: Transmit - 802.11g 6Mbps (2437 MHz)

Frequency	Correct	Reading	Measurement	Margin	Limit
MHz	Factor	Level	Level		
	dB	dBuV	dBuV/m	dB	dBuV/m
Horizontal					
119.240	-9.621	40.248	30.627	-12.873	43.500
299.660	-3.585	39.935	36.350	-9.650	46.000
499.480	0.048	34.678	34.726	-11.274	46.000
650.800	2.175	36.064	38.239	-7.761	46.000
786.600	4.712	32.232	36.944	-9.056	46.000
912.700	6.132	28.792	34.924	-11.076	46.000
Vertical					
156.100	-6.201	42.949	36.747	-6.753	43.500
299.660	-6.855	39.935	33.080	-12.920	46.000
468.440	-4.725	34.913	30.188	-15.812	46.000
650.800	-4.705	36.064	31.359	-14.641	46.000
786.600	2.972	32.232	35.204	-10.796	46.000
951.500	6.621	27.090	33.711	-12.289	46.000

Note:

1. All Readings below 1GHz are Quasi-Peak, above 1GHz are performed with peak and/or average measurements as necessary.
2. Peak measurements: RBW = 1MHz, VBW = 3 MHz, Sweep: Auto.
3. Average measurements: RBW = 1MHz, VBW = 10 Hz, Sweep: Auto.
4. Measurement Level = Reading Level + Correct Factor.
5. Correct Factor = Antenna factor + Cable loss – Amplifier gain.
6. The average measurement was not performed when the peak measured data under the limit of average detection.
7. The emission levels of other frequencies are very lower than the limit and not show in test report.
8. No emission found between lowest internal used/generated frequency to 30MHz.

Product : Intel® Dual Band Wireless-AC 7260
 Test Item : General Radiated Emission Data
 Test Site : No.3 OATS
 Test Mode : Mode 3: Transmit - 802.11a 6Mbps (5785MHz)

Frequency	Correct	Reading	Measurement	Margin	Limit
MHz	Factor	Level	Level		
	dB	dBuV	dBuV/m	dB	dBuV/m
Horizontal					
119.240	-9.621	48.599	38.978	-4.522	43.500
276.380	-5.783	44.539	38.756	-7.244	46.000
443.220	-2.738	41.504	38.766	-7.234	46.000
608.120	4.384	36.487	40.871	-5.129	46.000
749.740	3.320	32.074	35.394	-10.606	46.000
899.120	5.433	33.360	38.793	-7.207	46.000
Vertical					
66.860	-6.015	41.495	35.480	-4.520	40.000
156.100	-6.201	43.947	37.745	-5.755	43.500
371.440	-2.737	40.398	37.661	-8.339	46.000
608.120	-1.576	36.487	34.911	-11.089	46.000
792.420	2.889	35.707	38.596	-7.404	46.000
945.680	6.594	30.951	37.545	-8.455	46.000

Note:

1. All Readings below 1GHz are Quasi-Peak, above 1GHz are performed with peak and/or average measurements as necessary.
2. Peak measurements: RBW = 1MHz, VBW = 3 MHz, Sweep: Auto.
3. Average measurements: RBW = 1MHz, VBW = 10 Hz, Sweep: Auto.
4. Measurement Level = Reading Level + Correct Factor.
5. Correct Factor = Antenna factor + Cable loss – Amplifier gain.
6. The average measurement was not performed when the peak measured data under the limit of average detection.
7. The emission levels of other frequencies are very lower than the limit and not show in test report.
8. No emission found between lowest internal used/generated frequency to 30MHz.

Product : Intel® Dual Band Wireless-AC 7260
 Test Item : General Radiated Emission Data
 Test Site : No.3 OATS
 Test Mode : Mode 4: Transmit - 802.11n-20BW_14.4Mbps(2.4G Band)_ANT1) (2437 MHz)

Frequency	Correct	Reading	Measurement	Margin	Limit
MHz	Factor	Level	Level		
	dB	dBuV	dBuV/m	dB	dBuV/m
Horizontal					
109.540	-7.488	39.486	31.998	-11.502	43.500
189.080	-10.289	43.798	33.509	-9.991	43.500
258.920	-5.050	41.525	36.475	-9.525	46.000
359.800	-1.680	37.768	36.088	-9.912	46.000
499.480	0.048	33.322	33.370	-12.630	46.000
798.240	5.148	29.889	35.037	-10.963	46.000
Vertical					
115.360	-2.630	38.453	35.823	-7.677	43.500
251.160	-7.505	39.874	32.369	-13.631	46.000
398.600	-4.678	36.061	31.383	-14.617	46.000
509.180	-0.158	34.303	34.145	-11.855	46.000
699.300	0.695	32.789	33.484	-12.516	46.000
875.840	1.621	30.430	32.051	-13.949	46.000

Note:

1. All Readings below 1GHz are Quasi-Peak, above 1GHz are performed with peak and/or average measurements as necessary.
2. Peak measurements: RBW = 1MHz, VBW = 3 MHz, Sweep: Auto.
3. Average measurements: RBW = 1MHz, VBW = 10 Hz, Sweep: Auto.
4. Measurement Level = Reading Level + Correct Factor.
5. Correct Factor = Antenna factor + Cable loss – Amplifier gain.
6. The average measurement was not performed when the peak measured data under the limit of average detection.
7. The emission levels of other frequencies are very lower than the limit and not show in test report.
8. No emission found between lowest internal used/generated frequency to 30MHz.

Product : Intel® Dual Band Wireless-AC 7260
 Test Item : General Radiated Emission Data
 Test Site : No.3 OATS
 Test Mode : Mode 4: Transmit - 802.11n-20BW_14.4Mbps(2.4G Band)_ANT2) (2437 MHz)

Frequency	Correct	Reading	Measurement	Margin	Limit
MHz	Factor	Level	Level		
	dB	dBuV	dBuV/m	dB	dBuV/m
Horizontal					
125.060	-9.946	42.680	32.734	-10.766	43.500
249.220	-6.014	38.697	32.683	-13.317	46.000
404.420	-2.269	38.057	35.788	-10.212	46.000
604.240	4.770	35.417	40.187	-5.813	46.000
701.240	2.668	37.273	39.941	-6.059	46.000
800.180	5.141	33.302	38.443	-7.557	46.000
Vertical					
125.060	-4.046	42.680	38.634	-4.866	43.500
249.220	-7.634	38.697	31.063	-14.937	46.000
404.420	-6.469	38.057	31.588	-14.412	46.000
608.120	-1.576	37.018	35.442	-10.558	46.000
800.180	2.801	33.302	36.103	-9.897	46.000
961.200	7.260	29.841	37.101	-16.899	54.000

Note:

1. All Readings below 1GHz are Quasi-Peak, above 1GHz are performed with peak and/or average measurements as necessary.
2. Peak measurements: RBW = 1MHz, VBW = 3 MHz, Sweep: Auto.
3. Average measurements: RBW = 1MHz, VBW = 10 Hz, Sweep: Auto.
4. Measurement Level = Reading Level + Correct Factor.
5. Correct Factor = Antenna factor + Cable loss – Amplifier gain.
6. The average measurement was not performed when the peak measured data under the limit of average detection.
7. The emission levels of other frequencies are very lower than the limit and not show in test report.
8. No emission found between lowest internal used/generated frequency to 30MHz.

Product : Intel® Dual Band Wireless-AC 7260
 Test Item : General Radiated Emission Data
 Test Site : No.3 OATS
 Test Mode : Mode 4: Transmit - 802.11n-20BW_14.4Mbps(2.4G Band)_ANT1+ANT2) (2437 MHz)

Frequency	Correct	Reading	Measurement	Margin	Limit
MHz	Factor	Level	Level		
	dB	dBuV	dBuV/m	dB	dBuV/m
Horizontal					
156.100	-10.461	42.949	32.487	-11.013	43.500
365.620	-1.329	33.144	31.815	-14.185	46.000
600.360	3.977	31.005	34.982	-11.018	46.000
749.740	3.320	28.251	31.571	-14.429	46.000
889.420	6.262	26.783	33.045	-12.955	46.000
984.480	7.679	24.617	32.296	-21.704	54.000
Vertical					
179.380	-8.591	40.221	31.630	-11.870	43.500
371.440	-2.737	40.398	37.661	-8.339	46.000
549.920	-2.877	33.482	30.605	-15.395	46.000
701.240	0.198	30.212	30.410	-15.590	46.000
831.220	2.561	27.889	30.450	-15.550	46.000
935.980	5.711	24.160	29.871	-16.129	46.000

Note:

1. All Readings below 1GHz are Quasi-Peak, above 1GHz are performed with peak and/or average measurements as necessary.
2. Peak measurements: RBW = 1MHz, VBW = 3 MHz, Sweep: Auto.
3. Average measurements: RBW = 1MHz, VBW = 10 Hz, Sweep: Auto.
4. Measurement Level = Reading Level + Correct Factor.
5. Correct Factor = Antenna factor + Cable loss – Amplifier gain.
6. The average measurement was not performed when the peak measured data under the limit of average detection.
7. The emission levels of other frequencies are very lower than the limit and not show in test report.
8. No emission found between lowest internal used/generated frequency to 30MHz.

Product : Intel® Dual Band Wireless-AC 7260
 Test Item : General Radiated Emission Data
 Test Site : No.3 OATS
 Test Mode : Mode 5: Transmit - 802.11n-40BW_30Mbps(2.4G Band)_ANT1) (2437 MHz)

Frequency	Correct	Reading	Measurement	Margin	Limit
MHz	Factor	Level	Level		
	dB	dBuV	dBuV/m	dB	dBuV/m
Horizontal					
125.060	-9.946	44.672	34.726	-8.774	43.500
256.980	-5.073	40.428	35.355	-10.645	46.000
400.540	-2.276	39.875	37.599	-8.401	46.000
532.460	1.957	27.387	29.344	-16.656	46.000
685.720	2.959	28.013	30.971	-15.029	46.000
866.140	5.596	31.138	36.734	-9.266	46.000
Vertical					
109.540	-0.418	35.377	34.959	-8.541	43.500
204.600	-7.666	41.967	34.300	-9.200	43.500
289.960	-8.267	43.534	35.267	-10.733	46.000
398.600	-4.678	34.435	29.757	-16.243	46.000
503.360	-0.852	31.848	30.996	-15.004	46.000
602.300	-2.333	29.150	26.817	-19.183	46.000

Note:

1. All Readings below 1GHz are Quasi-Peak, above 1GHz are performed with peak and/or average measurements as necessary.
2. Peak measurements: RBW = 1MHz, VBW = 3 MHz, Sweep: Auto.
3. Average measurements: RBW = 1MHz, VBW = 10 Hz, Sweep: Auto.
4. Measurement Level = Reading Level + Correct Factor.
5. Correct Factor = Antenna factor + Cable loss – Amplifier gain.
6. The average measurement was not performed when the peak measured data under the limit of average detection.
7. The emission levels of other frequencies are very lower than the limit and not show in test report.
8. No emission found between lowest internal used/generated frequency to 30MHz.

Product : Intel® Dual Band Wireless-AC 7260
Test Item : General Radiated Emission Data
Test Site : No.3 OATS
Test Mode : Mode 5: Transmit - 802.11n-40BW_30Mbps(2.4G Band)_ANT2) (2437 MHz)

Frequency	Correct	Reading	Measurement	Margin	Limit
MHz	Factor	Level	Level		
	dB	dBuV	dBuV/m	dB	dBuV/m
Horizontal					
125.060	-9.946	42.680	32.734	-10.766	43.500
249.220	-6.014	38.697	32.683	-13.317	46.000
404.420	-2.269	38.057	35.788	-10.212	46.000
575.140	2.923	31.694	34.617	-11.383	46.000
720.640	3.511	31.794	35.305	-10.695	46.000
961.200	6.450	29.841	36.291	-17.709	54.000
Vertical					
70.740	-6.151	39.958	33.807	-6.193	40.000
177.440	-8.339	42.086	33.747	-9.753	43.500
404.420	-6.469	38.057	31.588	-14.412	46.000
608.120	-1.576	37.018	35.442	-10.558	46.000
792.420	2.889	32.866	35.755	-10.245	46.000
961.200	7.260	29.841	37.101	-16.899	54.000

Note:

1. All Readings below 1GHz are Quasi-Peak, above 1GHz are performed with peak and/or average measurements as necessary.
2. Peak measurements: RBW = 1MHz, VBW = 3 MHz, Sweep: Auto.
3. Average measurements: RBW = 1MHz, VBW = 10 Hz, Sweep: Auto.
4. Measurement Level = Reading Level + Correct Factor.
5. Correct Factor = Antenna factor + Cable loss – Amplifier gain.
6. The average measurement was not performed when the peak measured data under the limit of average detection.
7. The emission levels of other frequencies are very lower than the limit and not show in test report.
8. No emission found between lowest internal used/generated frequency to 30MHz.

Product : Intel® Dual Band Wireless-AC 7260
 Test Item : General Radiated Emission Data
 Test Site : No.3 OATS
 Test Mode : Mode 5: Transmit - 802.11n-40BW_30Mbps(2.4G Band)_ANT1+ANT2) (2437 MHz)

Frequency	Correct	Reading	Measurement	Margin	Limit
MHz	Factor	Level	Level		
	dB	dBuV	dBuV/m	dB	dBuV/m
Horizontal					
142.520	-10.427	44.714	34.287	-9.213	43.500
332.640	-4.184	39.561	35.377	-10.623	46.000
499.480	0.048	36.905	36.953	-9.047	46.000
650.800	2.175	35.423	37.598	-8.402	46.000
831.220	6.121	30.843	36.964	-9.036	46.000
945.680	6.554	30.951	37.505	-8.495	46.000
Vertical					
142.520	-6.267	44.714	38.447	-5.053	43.500
251.160	-7.505	48.560	41.055	-4.945	46.000
348.160	-3.458	43.356	39.898	-6.102	46.000
491.720	-2.833	38.957	36.123	-9.877	46.000
701.240	0.198	33.264	33.462	-12.538	46.000
881.660	2.557	30.498	33.055	-12.945	46.000

Note:

1. All Readings below 1GHz are Quasi-Peak, above 1GHz are performed with peak and/or average measurements as necessary.
2. Peak measurements: RBW = 1MHz, VBW = 3 MHz, Sweep: Auto.
3. Average measurements: RBW = 1MHz, VBW = 10 Hz, Sweep: Auto.
4. Measurement Level = Reading Level + Correct Factor.
5. Correct Factor = Antenna factor + Cable loss – Amplifier gain.
6. The average measurement was not performed when the peak measured data under the limit of average detection.
7. The emission levels of other frequencies are very lower than the limit and not show in test report.
8. No emission found between lowest internal used/generated frequency to 30MHz.

Product : Intel® Dual Band Wireless-AC 7260
 Test Item : General Radiated Emission Data
 Test Site : No.3 OATS
 Test Mode : Mode 6: Transmit - 802.11n-20BW_14.4Mbps(5G Band)_ANT1) (5785 MHz)

Frequency	Correct	Reading	Measurement	Margin	Limit
MHz	Factor	Level	Level		
	dB	dBuV	dBuV/m	dB	dBuV/m
Horizontal					
80.440	-12.510	40.927	28.417	-11.583	40.000
154.160	-10.091	41.154	31.063	-12.437	43.500
322.940	-4.442	39.612	35.170	-10.830	46.000
439.340	-2.009	37.564	35.555	-10.445	46.000
600.360	3.977	27.962	31.939	-14.061	46.000
866.140	5.596	30.962	36.558	-9.442	46.000
Vertical					
138.640	-5.795	37.372	31.577	-11.923	43.500
229.820	-8.512	45.567	37.055	-8.945	46.000
328.760	-5.099	41.917	36.818	-9.182	46.000
509.180	-0.158	38.175	38.017	-7.983	46.000
606.180	-1.594	25.231	23.637	-22.363	46.000
928.220	6.203	32.443	38.646	-7.354	46.000

Note:

1. All Readings below 1GHz are Quasi-Peak, above 1GHz are performed with peak and/or average measurements as necessary.
2. Peak measurements: RBW = 1MHz, VBW = 3 MHz, Sweep: Auto.
3. Average measurements: RBW = 1MHz, VBW = 10 Hz, Sweep: Auto.
4. Measurement Level = Reading Level + Correct Factor.
5. Correct Factor = Antenna factor + Cable loss – Amplifier gain.
6. The average measurement was not performed when the peak measured data under the limit of average detection.
7. The emission levels of other frequencies are very lower than the limit and not show in test report.
8. No emission found between lowest internal used/generated frequency to 30MHz.

Product : Intel® Dual Band Wireless-AC 7260
 Test Item : General Radiated Emission Data
 Test Site : No.3 OATS
 Test Mode : Mode 6: Transmit - 802.11n-20BW_14.4Mbps(5G Band)_ANT2) (5785 MHz)

Frequency	Correct	Reading	Measurement	Margin	Limit
MHz	Factor	Level	Level		
	dB	dBuV	dBuV/m	dB	dBuV/m
Horizontal					
177.440	-10.879	42.086	31.207	-12.293	43.500
288.020	-4.579	35.731	31.152	-14.848	46.000
404.420	-2.269	38.057	35.788	-10.212	46.000
600.360	3.977	33.736	37.713	-8.287	46.000
792.420	5.209	32.866	38.075	-7.925	46.000
961.200	6.450	29.841	36.291	-17.709	54.000
Vertical					
125.060	-4.046	42.680	38.634	-4.866	43.500
249.220	-7.634	38.697	31.063	-14.937	46.000
404.420	-6.469	38.057	31.588	-14.412	46.000
608.120	-1.576	37.018	35.442	-10.558	46.000
705.120	0.115	37.343	37.458	-8.542	46.000
800.180	2.801	33.302	36.103	-9.897	46.000

Note:

1. All Readings below 1GHz are Quasi-Peak, above 1GHz are performed with peak and/or average measurements as necessary.
2. Peak measurements: RBW = 1MHz, VBW = 3 MHz, Sweep: Auto.
3. Average measurements: RBW = 1MHz, VBW = 10 Hz, Sweep: Auto.
4. Measurement Level = Reading Level + Correct Factor.
5. Correct Factor = Antenna factor + Cable loss – Amplifier gain.
6. The average measurement was not performed when the peak measured data under the limit of average detection.
7. The emission levels of other frequencies are very lower than the limit and not show in test report.
8. No emission found between lowest internal used/generated frequency to 30MHz.

Product : Intel® Dual Band Wireless-AC 7260
 Test Item : General Radiated Emission Data
 Test Site : No.3 OATS
 Test Mode : Mode 6: Transmit - 802.11n-20BW_14.4Mbps(5G Band)_ANT1+ANT2) (5785 MHz)

Frequency	Correct	Reading	Measurement	Margin	Limit
MHz	Factor	Level	Level		
	dB	dBuV	dBuV/m	dB	dBuV/m
Horizontal					
156.100	-10.461	43.947	33.485	-10.015	43.500
332.640	-4.184	39.561	35.377	-10.623	46.000
419.940	-3.234	40.374	37.140	-8.860	46.000
515.000	1.610	35.089	36.699	-9.301	46.000
701.240	2.668	33.264	35.932	-10.068	46.000
899.120	5.433	33.360	38.793	-7.207	46.000
Vertical					
142.520	-6.267	44.714	38.447	-5.053	43.500
241.460	-8.461	45.820	37.359	-8.641	46.000
371.440	-2.737	40.398	37.661	-8.339	46.000
600.360	-2.833	36.079	33.246	-12.754	46.000
780.780	3.060	33.644	36.704	-9.296	46.000
945.680	6.594	30.951	37.545	-8.455	46.000

Note:

1. All Readings below 1GHz are Quasi-Peak, above 1GHz are performed with peak and/or average measurements as necessary.
2. Peak measurements: RBW = 1MHz, VBW = 3 MHz, Sweep: Auto.
3. Average measurements: RBW = 1MHz, VBW = 10 Hz, Sweep: Auto.
4. Measurement Level = Reading Level + Correct Factor.
5. Correct Factor = Antenna factor + Cable loss – Amplifier gain.
6. The average measurement was not performed when the peak measured data under the limit of average detection.
7. The emission levels of other frequencies are very lower than the limit and not show in test report.
8. No emission found between lowest internal used/generated frequency to 30MHz.

Product : Intel® Dual Band Wireless-AC 7260
 Test Item : General Radiated Emission Data
 Test Site : No.3 OATS
 Test Mode : Mode 7: Transmit - 802.11n-40BW_30Mbps(5G Band)_ANT1) (5755MHz)

Frequency	Correct	Reading	Measurement	Margin	Limit
MHz	Factor	Level	Level		
	dB	dBuV	dBuV/m	dB	dBuV/m
Horizontal					
128.940	-10.088	44.707	34.619	-8.881	43.500
338.460	-3.925	38.718	34.793	-11.207	46.000
456.800	-0.067	29.133	29.066	-16.934	46.000
600.360	3.977	27.527	31.504	-14.496	46.000
749.740	3.320	27.775	31.095	-14.905	46.000
866.140	5.596	29.968	35.564	-10.436	46.000
Vertical					
136.700	-5.143	35.960	30.817	-12.683	43.500
299.660	-6.855	38.802	31.947	-14.053	46.000
367.560	-2.545	36.304	33.759	-12.241	46.000
515.000	-1.090	35.770	34.680	-11.320	46.000
668.260	-1.694	29.387	27.693	-18.307	46.000
840.920	2.961	34.118	37.079	-8.921	46.000

Note:

1. All Readings below 1GHz are Quasi-Peak, above 1GHz are performed with peak and/or average measurements as necessary.
2. Peak measurements: RBW = 1MHz, VBW = 3 MHz, Sweep: Auto.
3. Average measurements: RBW = 1MHz, VBW = 10 Hz, Sweep: Auto.
4. Measurement Level = Reading Level + Correct Factor.
5. Correct Factor = Antenna factor + Cable loss – Amplifier gain.
6. The average measurement was not performed when the peak measured data under the limit of average detection.
7. The emission levels of other frequencies are very lower than the limit and not show in test report.
8. No emission found between lowest internal used/generated frequency to 30MHz.

Product : Intel® Dual Band Wireless-AC 7260
 Test Item : General Radiated Emission Data
 Test Site : No.3 OATS
 Test Mode : Mode 7: Transmit - 802.11n-40BW_30Mbps(5G Band)_ANT2) (5755MHz)

Frequency	Correct	Reading	Measurement	Margin	Limit
MHz	Factor	Level	Level		
	dB	dBuV	dBuV/m	dB	dBuV/m
Horizontal					
142.520	-10.427	48.782	38.355	-5.145	43.500
249.220	-6.014	38.697	32.683	-13.317	46.000
404.420	-2.269	38.057	35.788	-10.212	46.000
600.360	3.977	33.736	37.713	-8.287	46.000
792.420	5.209	32.866	38.075	-7.925	46.000
961.200	6.450	29.841	36.291	-17.709	54.000
Vertical					
55.220	-4.699	39.784	35.085	-4.915	40.000
125.060	-4.046	42.680	38.634	-4.866	43.500
359.800	-3.810	35.463	31.653	-14.347	46.000
608.120	-1.576	37.018	35.442	-10.558	46.000
800.180	2.801	33.302	36.103	-9.897	46.000
961.200	7.260	29.841	37.101	-16.899	54.000

Note:

1. All Readings below 1GHz are Quasi-Peak, above 1GHz are performed with peak and/or average measurements as necessary.
2. Peak measurements: RBW = 1MHz, VBW = 3 MHz, Sweep: Auto.
3. Average measurements: RBW = 1MHz, VBW = 10 Hz, Sweep: Auto.
4. Measurement Level = Reading Level + Correct Factor.
5. Correct Factor = Antenna factor + Cable loss – Amplifier gain.
6. The average measurement was not performed when the peak measured data under the limit of average detection.
7. The emission levels of other frequencies are very lower than the limit and not show in test report.
8. No emission found between lowest internal used/generated frequency to 30MHz.

Product : Intel® Dual Band Wireless-AC 7260
 Test Item : General Radiated Emission Data
 Test Site : No.3 OATS
 Test Mode : Mode 7: Transmit - 802.11n-40BW_30Mbps(5G Band)_ANT1+ANT2) (5755MHz)

Frequency	Correct	Reading	Measurement	Margin	Limit
MHz	Factor	Level	Level		
	dB	dBuV	dBuV/m	dB	dBuV/m
Horizontal					
142.520	-10.427	44.714	34.287	-9.213	43.500
322.940	-4.442	43.002	38.560	-7.440	46.000
443.220	-2.738	41.504	38.766	-7.234	46.000
586.780	3.436	36.596	40.032	-5.968	46.000
780.780	4.230	33.644	37.874	-8.126	46.000
945.680	6.554	30.951	37.505	-8.495	46.000
Vertical					
142.520	-6.267	44.714	38.447	-5.053	43.500
291.900	-8.004	48.571	40.566	-5.434	46.000
468.440	-4.725	40.974	36.249	-9.751	46.000
608.120	-1.576	36.487	34.911	-11.089	46.000
749.740	2.510	32.074	34.584	-11.416	46.000
899.120	3.063	33.360	36.423	-9.577	46.000

Note:

1. All Readings below 1GHz are Quasi-Peak, above 1GHz are performed with peak and/or average measurements as necessary.
2. Peak measurements: RBW = 1MHz, VBW = 3 MHz, Sweep: Auto.
3. Average measurements: RBW = 1MHz, VBW = 10 Hz, Sweep: Auto.
4. Measurement Level = Reading Level + Correct Factor.
5. Correct Factor = Antenna factor + Cable loss – Amplifier gain.
6. The average measurement was not performed when the peak measured data under the limit of average detection.
7. The emission levels of other frequencies are very lower than the limit and not show in test report.
8. No emission found between lowest internal used/generated frequency to 30MHz.

Product : Intel® Dual Band Wireless-AC 7260
 Test Item : General Radiated Emission Data
 Test Site : No.3 OATS
 Test Mode : Mode 8: Transmit - 802.11ac-80BW_65Mbps(5G Band)_ANT1) (5775MHz)

Frequency	Correct	Reading	Measurement	Margin	Limit
MHz	Factor	Level	Level		
	dB	dBuV	dBuV/m	dB	dBuV/m
Horizontal					
128.940	-7.390	33.302	25.912	-17.588	43.500
266.680	-5.510	36.750	31.240	-14.760	46.000
365.620	0.382	35.720	36.102	-9.898	46.000
633.340	1.530	28.238	29.768	-16.232	46.000
776.900	5.167	22.308	27.475	-18.525	46.000
934.040	6.956	23.065	30.021	-15.979	46.000
Vertical					
105.660	-4.576	33.814	29.237	-14.263	43.500
225.940	-6.267	32.606	26.339	-19.661	46.000
388.900	-0.726	23.850	23.124	-22.876	46.000
608.120	2.175	23.479	25.654	-20.346	46.000
782.720	2.757	26.127	28.884	-17.116	46.000
920.460	3.272	23.130	26.402	-19.598	46.000

Note:

1. All Readings below 1GHz are Quasi-Peak, above 1GHz are performed with peak and/or average measurements as necessary.
2. Peak measurements: RBW = 1MHz, VBW = 3 MHz, Sweep: Auto.
3. Average measurements: RBW = 1MHz, VBW = 10 Hz, Sweep: Auto.
4. Measurement Level = Reading Level + Correct Factor.
5. Correct Factor = Antenna factor + Cable loss – Amplifier gain.
6. The average measurement was not performed when the peak measured data under the limit of average detection.
7. The emission levels of other frequencies are very lower than the limit and not show in test report.
8. No emission found between lowest internal used/generated frequency to 30MHz.

Product : Intel® Dual Band Wireless-AC 7260
 Test Item : General Radiated Emission Data
 Test Site : No.3 OATS
 Test Mode : Mode 8: Transmit - 802.11ac-80BW_65Mbps(5G Band)_ANT2) (5775MHz)

Frequency	Correct	Reading	Measurement	Margin	Limit
MHz	Factor	Level	Level		
	dB	dBuV	dBuV/m	dB	dBuV/m
Horizontal					
140.580	-10.471	48.857	38.386	-5.114	43.500
249.220	-6.014	38.057	32.043	-13.957	46.000
404.420	-2.269	38.057	35.788	-10.212	46.000
604.240	4.770	35.417	40.187	-5.813	46.000
800.180	5.141	33.302	38.443	-7.557	46.000
961.200	6.450	29.841	36.291	-17.709	54.000
Vertical					
55.220	-4.699	39.784	35.085	-4.915	40.000
125.060	-4.046	41.977	37.931	-5.569	43.500
404.420	-6.469	38.057	31.588	-14.412	46.000
608.120	-1.576	37.018	35.442	-10.558	46.000
800.180	2.801	33.302	36.103	-9.897	46.000
961.200	7.260	29.841	37.101	-16.899	54.000

Note:

1. All Readings below 1GHz are Quasi-Peak, above 1GHz are performed with peak and/or average measurements as necessary.
2. Peak measurements: RBW = 1MHz, VBW = 3 MHz, Sweep: Auto.
3. Average measurements: RBW = 1MHz, VBW = 10 Hz, Sweep: Auto.
4. Measurement Level = Reading Level + Correct Factor.
5. Correct Factor = Antenna factor + Cable loss – Amplifier gain.
6. The average measurement was not performed when the peak measured data under the limit of average detection.
7. The emission levels of other frequencies are very lower than the limit and not show in test report.
8. No emission found between lowest internal used/generated frequency to 30MHz.

Product : Intel® Dual Band Wireless-AC 7260
 Test Item : General Radiated Emission Data
 Test Site : No.3 OATS
 Test Mode : Mode 8: Transmit - 802.11ac-80BW_65Mbps(5G Band)_ANT1+ANT2) (5775MHz)

Frequency	Correct	Reading	Measurement	Margin	Limit
MHz	Factor	Level	Level		
	dB	dBuV	dBuV/m	dB	dBuV/m
Horizontal					
309.360	-3.740	40.208	36.468	-9.532	46.000
400.540	-2.276	36.097	33.821	-12.179	46.000
499.480	0.048	32.258	32.306	-13.694	46.000
600.360	3.977	27.098	31.075	-14.925	46.000
668.260	2.016	30.454	32.470	-13.530	46.000
798.240	5.148	26.122	31.270	-14.730	46.000
Vertical					
109.540	-0.418	32.944	32.526	-10.974	43.500
212.360	-7.981	39.360	31.379	-12.121	43.500
332.640	-4.914	36.304	31.390	-14.610	46.000
499.480	-0.852	32.115	31.263	-14.737	46.000
623.640	-2.631	29.711	27.080	-18.920	46.000
868.080	0.641	33.224	33.865	-12.135	46.000

Note:

1. All Readings below 1GHz are Quasi-Peak, above 1GHz are performed with peak and/or average measurements as necessary.
2. Peak measurements: RBW = 1MHz, VBW = 3 MHz, Sweep: Auto.
3. Average measurements: RBW = 1MHz, VBW = 10 Hz, Sweep: Auto.
4. Measurement Level = Reading Level + Correct Factor.
5. Correct Factor = Antenna factor + Cable loss – Amplifier gain.
6. The average measurement was not performed when the peak measured data under the limit of average detection.
7. The emission levels of other frequencies are very lower than the limit and not show in test report.
8. No emission found between lowest internal used/generated frequency to 30MHz.

4. Band Edge

4.1. Test Equipment

RF Radiated Measurement:

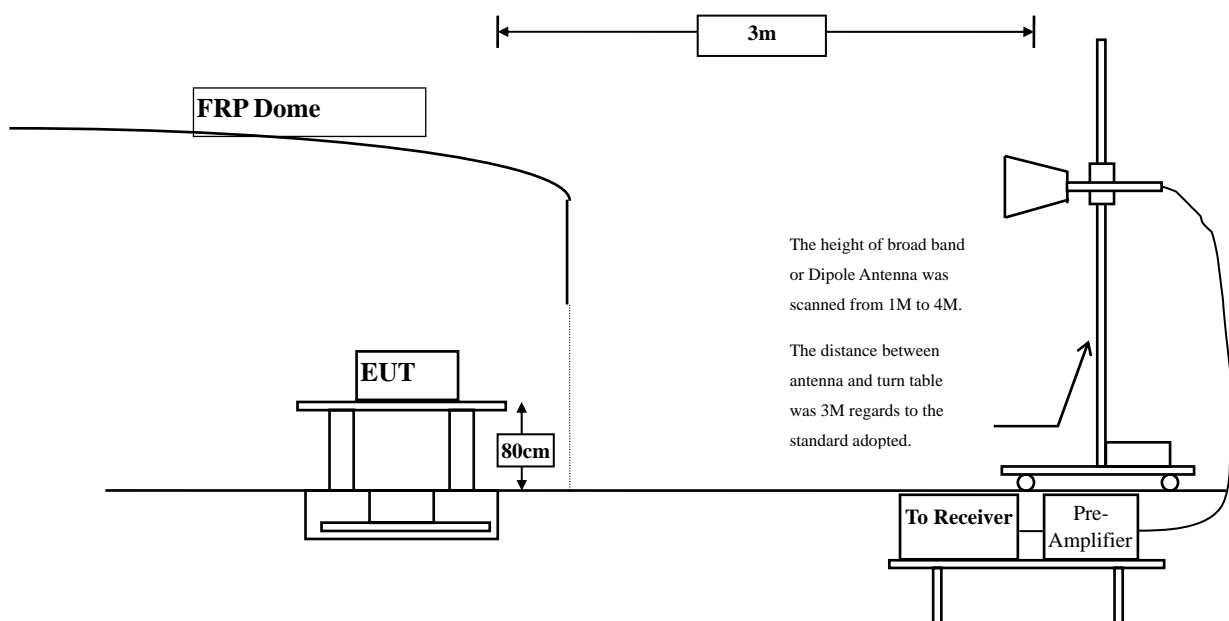
The following test equipments are used during the band edge tests:

Test Site		Equipment	Manufacturer	Model No./Serial No.	Last Cal.
Site # 3		Bilog Antenna	Schaffner Chase	CBL6112B/2673	Sep., 2014
	X	Horn Antenna	Schwarzbeck	BBHA9120D/D305	Sep., 2014
		Horn Antenna	Schwarzbeck	BBHA9170/208	Jul., 2014
		Pre-Amplifier	QTK	QTK-AMP-03 / 0003	May, 2014
	X	Pre-Amplifier	QTK	AP-180C / CHM_0906076	Sep., 2014
		Pre-Amplifier	MITEQ	AMF-4D-180400-45-6P/ 925975	Mar, 2014
	X	Spectrum Analyzer	Agilent	E4407B / US39440758	May, 2014
		Test Receiver	R & S	ESCS 30/ 825442/018	Sep., 2014
	X	Coaxial Cable	QuieTek	QTK-CABLE/ CAB5	Feb., 2014
	X	Controller	QuieTek	QTK-CONTROLLER/ CTRL3	N/A
	X	Coaxial Switch	Anritsu	MP59B/6200265729	N/A

- Note:
1. All instruments are calibrated every one year.
 2. The test instruments marked by "X" are used to measure the final test results.

4.2. Test Setup

RF Radiated Measurement:



4.3. Limits

Emissions radiated outside of the specified frequency bands, except for harmonics, shall be attenuated by at least 20dB below the level of the fundamental or to the general radiated emission limits in paragraph 15.209, whichever is the lesser attenuation.

4.4. Test Procedure

The EUT was setup according to ANSI C63.10, 2009 and tested according to DTS test procedure of KDB558074 for compliance to FCC 47CFR 15.247 requirements.

The EUT is placed on a turn table which is 0.8 meter above ground. The turn table is rotated 360 degrees to determine the position of the maximum emission level. The EUT was positioned such that the distance from antenna to the EUT was 3 meters.

The antenna is scanned from 1 meter to 4 meters to find out the maximum emission level. This is repeated for both horizontal and vertical polarization of the antenna. In order to find the maximum emission, all of the interface cables were manipulated according to ANSI C63.10:2009. on radiated measurement.

4.5. Uncertainty

± 3.9 dB above 1GHz

± 3.8 dB below 1GHz

4.6. Test Result of Band Edge

Product : Intel® Dual Band Wireless-AC 7260
 Test Item : Band Edge
 Test Site : No.3 OATS
 Test Mode : Mode 1: Transmit - 802.11b 1Mbps (2412Mhz)

RF Radiated Measurement (Horizontal):

Channel No.	Frequency (MHz)	Correct Factor (dB)	Reading Level (dBuV)	Emission Level (dBuV/m)	Peak Limit (dBuV/m)	Average Limit (dBuV/m)	Result
01 (Peak)	2363.700	33.718	28.494	62.212	74.00	54.00	Pass
01 (Peak)	2390.000	33.739	27.105	60.844	74.00	54.00	Pass
01 (Peak)	2400.000	33.752	31.235	64.986	74.00	54.00	Pass
01 (Peak)	2413.200	33.775	69.024	102.799	--	--	--
01 (Average)	2390.000	33.739	16.615	50.354	74.00	54.00	Pass
01 (Average)	2400.000	33.752	20.270	54.021	--	--	--
01 (Average)	2411.200	33.770	60.709	94.479	--	--	--

Figure Channel 01:

Horizontal (Peak)

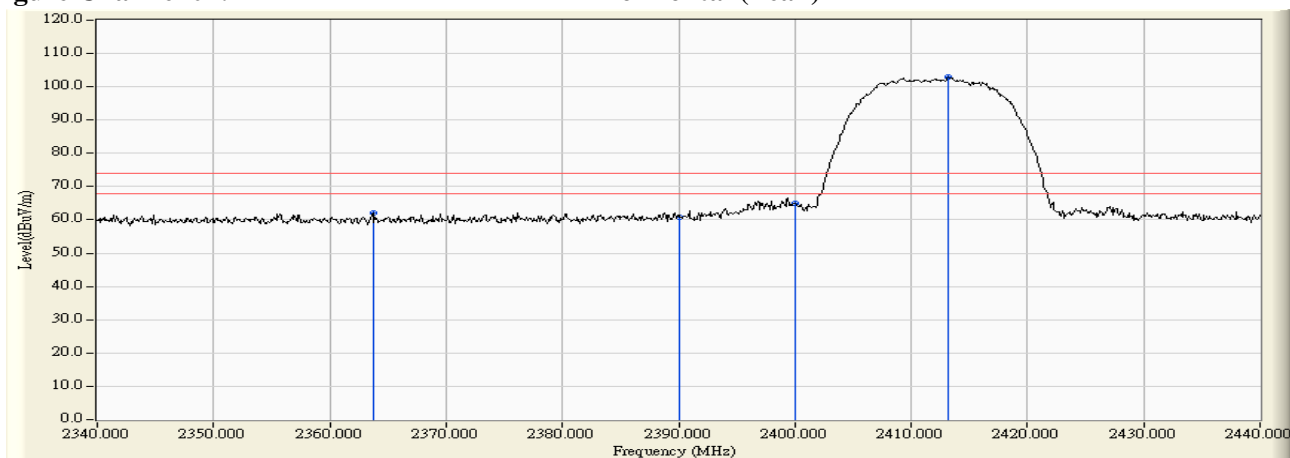
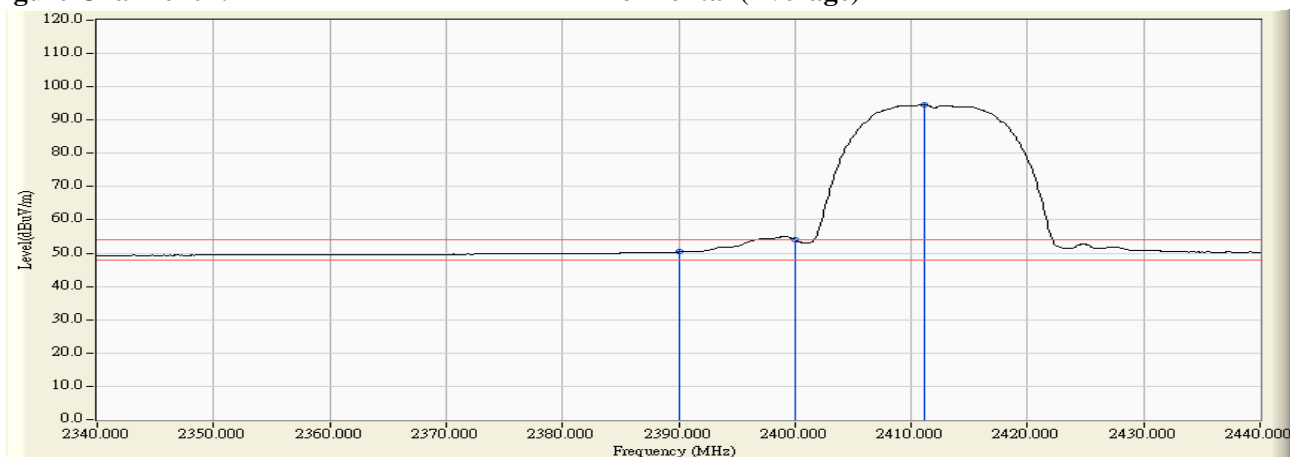


Figure Channel 01:

Horizontal (Average)



- Note: 1. All readings above 1GHz are performed with peak and/or average measurements as necessary.
 2. Peak measurements: RBW = 1MHz, VBW = 3 MHz, Sweep: Auto.
 3. Average measurements: RBW = 1MHz, VBW = 10 Hz, Sweep: Auto.
 4. “ * ”, means this data is the worst emission level.
 5. Measurement Level = Reading Level + Correct Factor.
 6. The average measurement was not performed when the peak measured data under the limit of average detection.

Product : Intel® Dual Band Wireless-AC 7260
 Test Item : Band Edge
 Test Site : No.3 OATS
 Test Mode : Mode 1: Transmit - 802.11b 1Mbps (2412Mhz)

RF Radiated Measurement (Vertical):

Channel No.	Frequency (MHz)	Correct Factor (dB)	Reading Level (dBuV)	Emission Level (dBuV/m)	Peak Limit (dBuV/m)	Average Limit (dBuV/m)	Result
01 (Peak)	2378.700	32.345	29.694	62.040	74.00	54.00	Pass
01 (Peak)	2390.000	32.267	28.265	60.532	74.00	54.00	Pass
01 (Peak)	2400.000	32.241	33.026	65.267	74.00	54.00	Pass
01 (Peak)	2413.200	32.254	74.822	107.076	--	--	--
01 (Average)	2390.000	32.267	17.721	49.988	74.00	54.00	Pass
01 (Average)	2400.000	32.241	23.918	56.159	--	--	--
01 (Average)	2411.200	32.245	66.310	98.555	--	--	--

Figure Channel 01: Vertical (Peak)

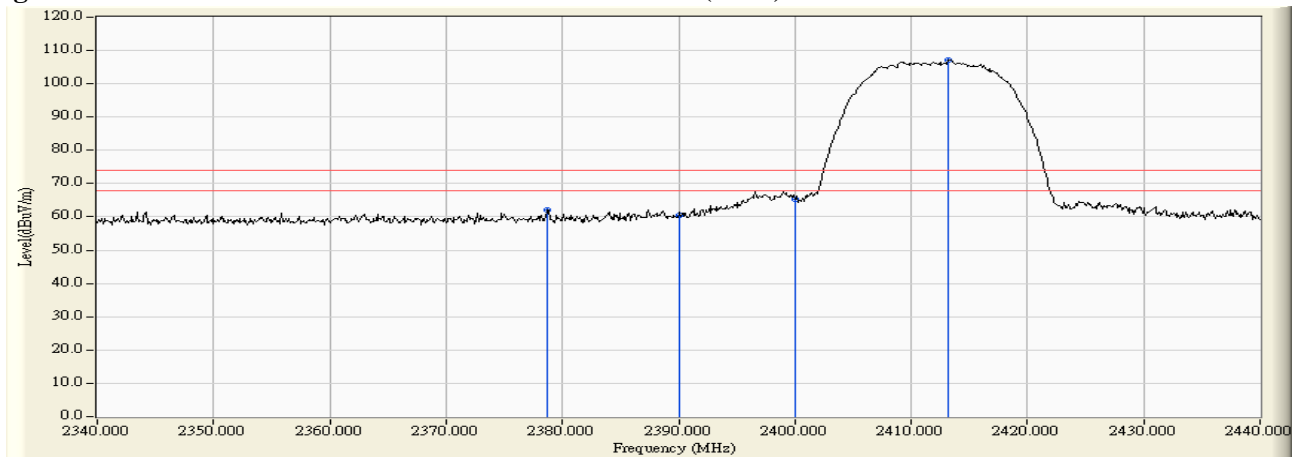
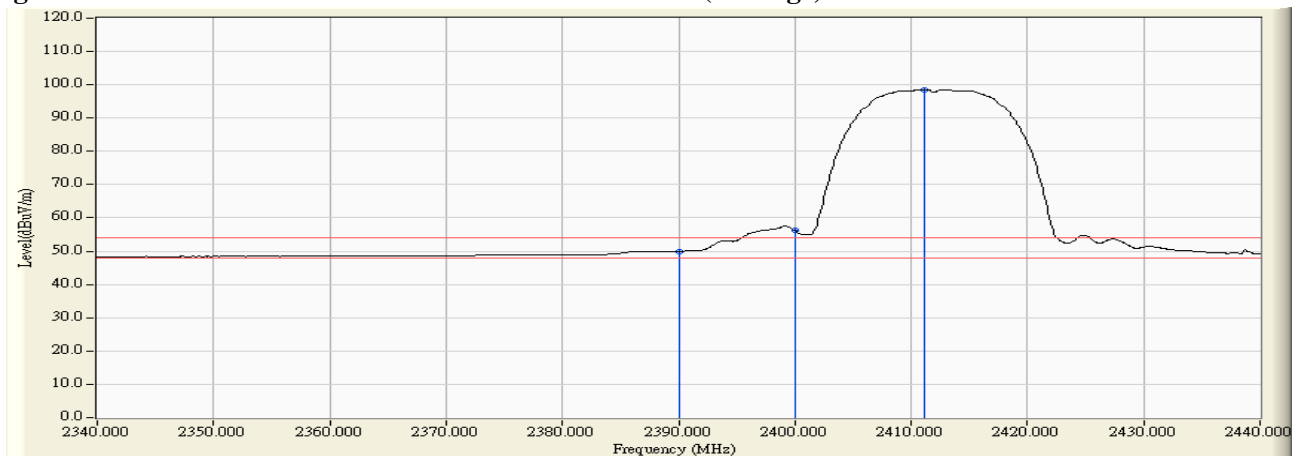


Figure Channel 01: Vertical (Average)



- Note:1. All readings above 1GHz are performed with peak and/or average measurements as necessary.
 2. Peak measurements: RBW = 1MHz, VBW = 3 MHz, Sweep: Auto.
 3. Average measurements: RBW = 1MHz, VBW = 10 Hz, Sweep: Auto.
 4. “ * ”, means this data is the worst emission level.
 5. Measurement Level = Reading Level + Correct Factor.
 6. The average measurement was not performed when the peak measured data under the limit of average detection.

Product : Intel® Dual Band Wireless-AC 7260
 Test Item : Band Edge
 Test Site : No.3 OATS
 Test Mode : Mode 1: Transmit - 802.11b 1Mbps (2462Mhz)

RF Radiated Measurement (Horizontal):

Channel No.	Frequency (MHz)	Correct Factor (dB)	Reading Level (dBuV)	Emission Level (dBuV/m)	Peak Limit (dBuV/m)	Average Limit (dBuV/m)	Result
11 (Peak)	2463.500	33.896	68.094	101.990	--	--	--
11 (Peak)	2483.500	33.951	26.785	60.735	74.00	54.00	Pass
11 (Peak)	2493.400	33.975	28.526	62.502	74.00	54.00	Pass
11 (Average)	2461.200	33.890	59.703	93.593	--	--	--
11 (Average)	2483.500	33.951	16.326	50.276	74.00	54.00	Pass

Figure Channel 11: Horizontal (Peak)

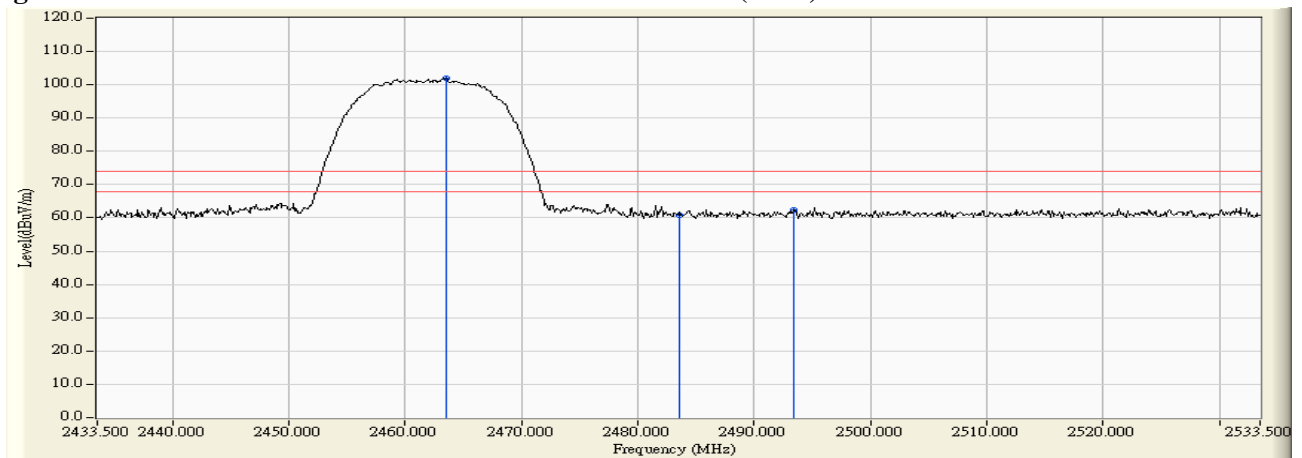
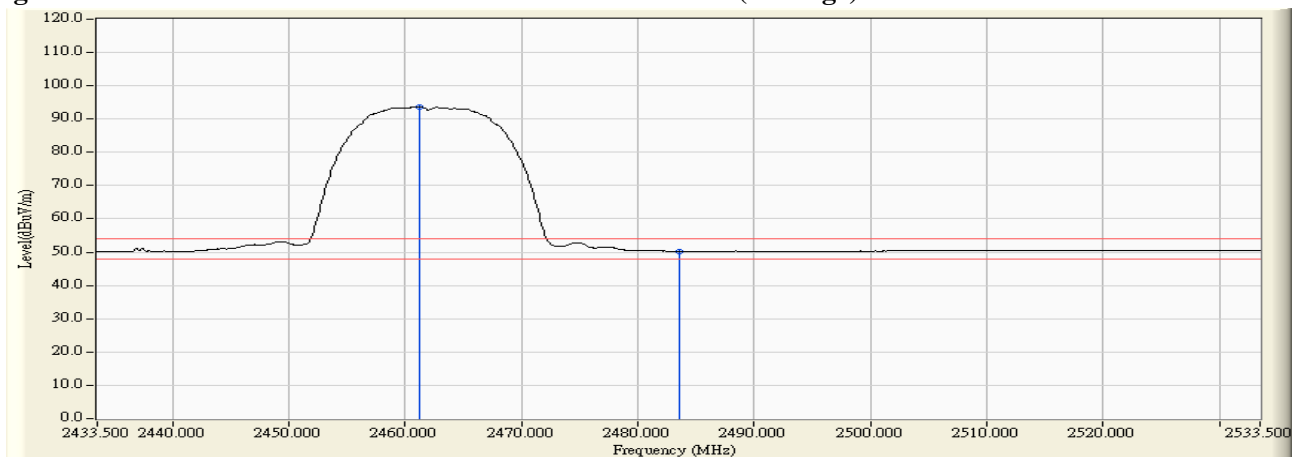


Figure Channel 11: Horizontal (Average)



Note:

1. All readings above 1GHz are performed with peak and/or average measurements as necessary.
2. Peak measurements: RBW = 1MHz, VBW = 3 MHz, Sweep: Auto.
3. Average measurements: RBW = 1MHz, VBW = 10 Hz, Sweep: Auto.
4. “ * ”, means this data is the worst emission level.
5. Measurement Level = Reading Level + Correct Factor.
6. The average measurement was not performed when the peak measured data under the limit of average detection.

Product : Intel® Dual Band Wireless-AC 7260
 Test Item : Band Edge
 Test Site : No.3 OATS
 Test Mode : Mode 1: Transmit - 802.11b 1Mbps (2462Mhz)

RF Radiated Measurement (Vertical):

Channel No.	Frequency (MHz)	Correct Factor (dB)	Reading Level (dBuV)	Emission Level (dBuV/m)	Peak Limit (dBuV/m)	Average Limit (dBuV/m)	Result
11 (Peak)	2463.300	32.486	73.971	106.458	--	--	--
11 (Peak)	2483.500	32.586	27.834	60.419	74.00	54.00	Pass
11 (Peak)	2486.800	32.601	28.780	61.381	74.00	54.00	Pass
11 (Average)	2461.200	32.477	65.308	97.785	--	--	--
11 (Average)	2483.500	32.586	17.349	49.934	74.00	54.00	Pass

Figure Channel 11: Vertical (Peak)

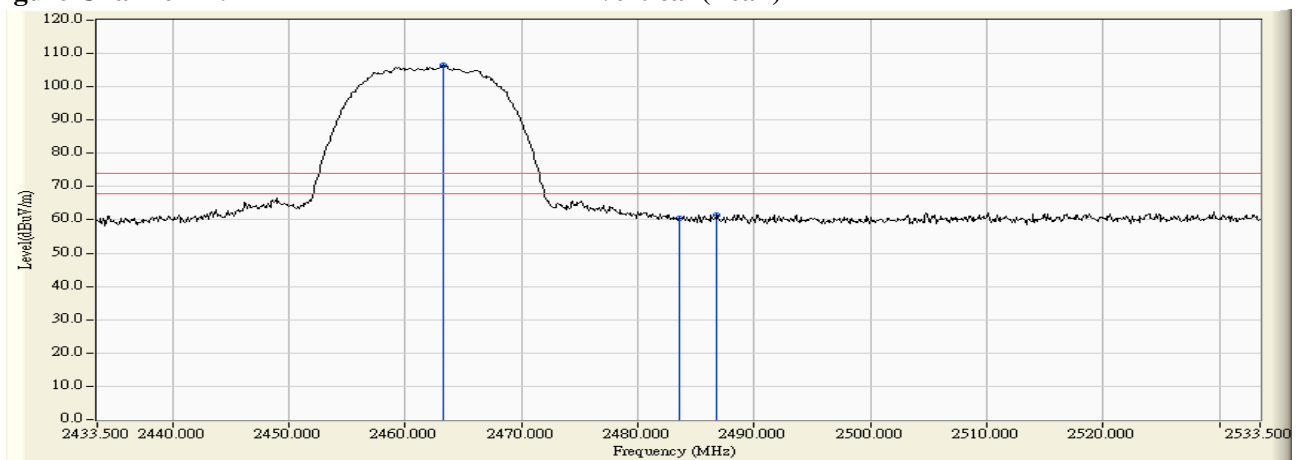
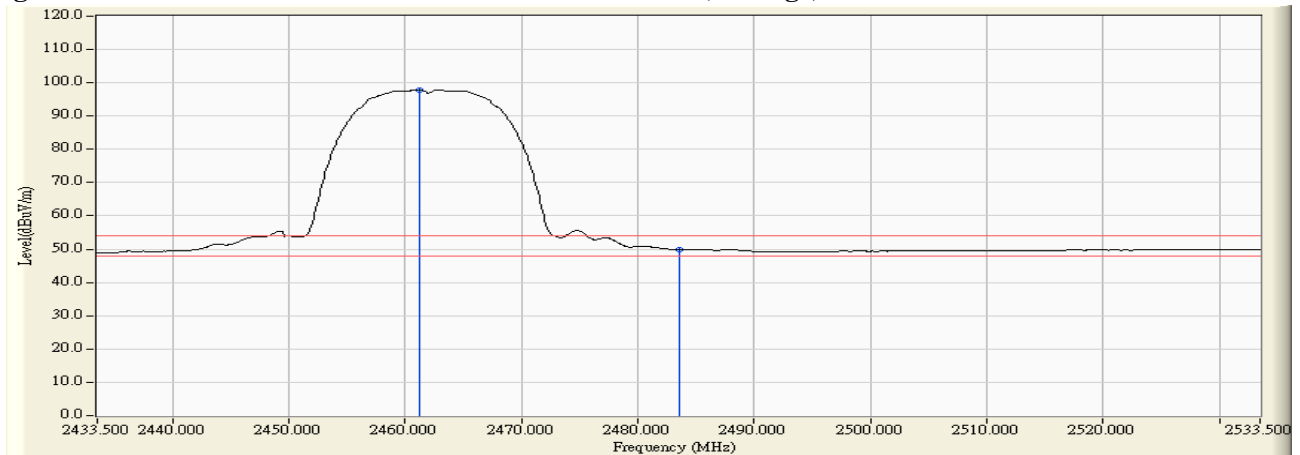


Figure Channel 11: Vertical (Average)



- Note: 1. All readings above 1GHz are performed with peak and/or average measurements as necessary.
 2. Peak measurements: RBW = 1MHz, VBW = 3 MHz, Sweep: Auto.
 3. Average measurements: RBW = 1MHz, VBW = 10 Hz, Sweep: Auto.
 4. “ * ”, means this data is the worst emission level.
 5. Measurement Level = Reading Level + Correct Factor.
 6. The average measurement was not performed when the peak measured data under the limit of average detection.

Product : Intel® Dual Band Wireless-AC 7260
 Test Item : Band Edge
 Test Site : No.3 OATS
 Test Mode : Mode 2: Transmit - 802.11g 6Mbps (2412Mhz)

RF Radiated Measurement (Horizontal):

Channel No.	Frequency (MHz)	Correct Factor (dB)	Reading Level (dBuV)	Emission Level (dBuV/m)	Peak Limit (dBuV/m)	Average Limit (dBuV/m)	Result
01 (Peak)	2389.500	33.739	35.695	69.433	74.00	54.00	Pass
01 (Peak)	2390.000	33.739	32.970	66.709	74.00	54.00	Pass
01 (Peak)	2400.000	33.752	43.777	77.528	--	--	--
01 (Peak)	2410.700	33.769	68.617	102.386	--	--	--
01(Average)	2390.000	33.739	18.768	52.507	74.00	54.00	Pass
01(Average)	2400.000	33.752	25.587	59.338	--	--	--
01(Average)	2415.900	33.781	54.572	88.353	--	--	--

Figure Channel 01:

Horizontal (Peak)

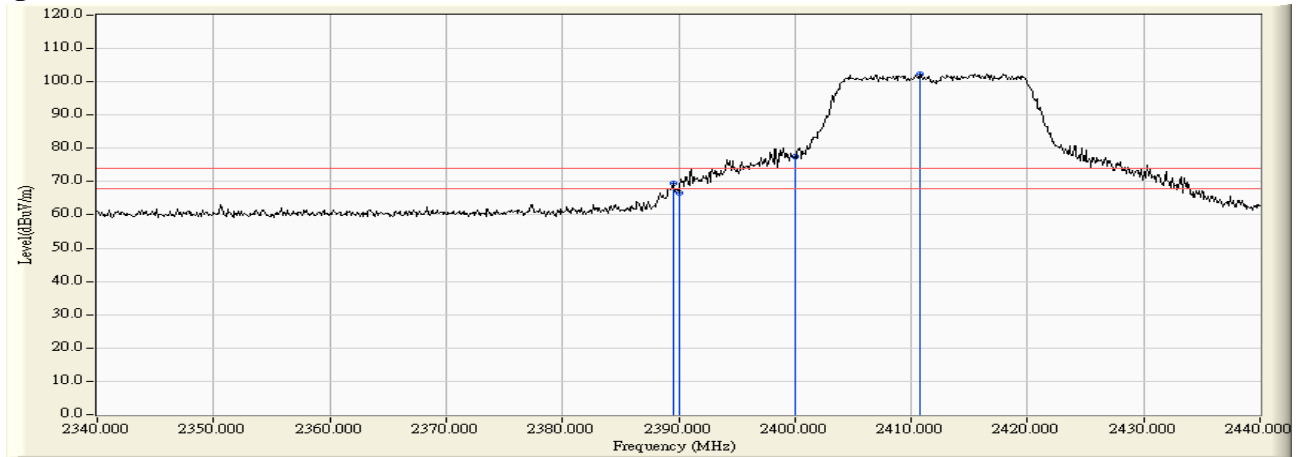
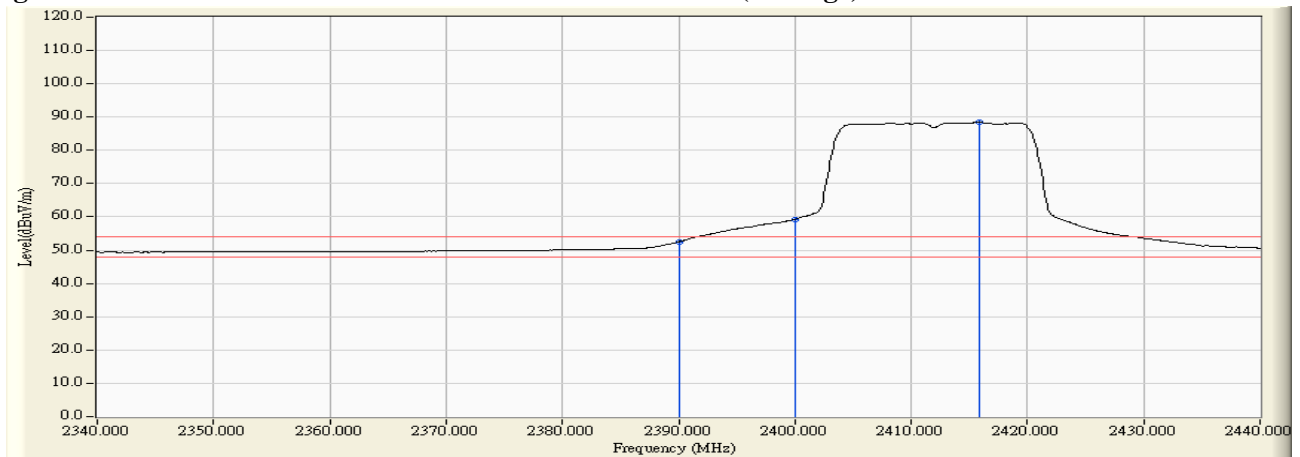


Figure Channel 01:

Horizontal (Average)



- Note: 1. All readings above 1GHz are performed with peak and/or average measurements as necessary.
 2. Peak measurements: RBW = 1MHz, VBW = 3 MHz, Sweep: Auto.
 3. Average measurements: RBW = 1MHz, VBW = 10 Hz, Sweep: Auto.
 4. “ * ”, means this data is the worst emission level.
 5. Measurement Level = Reading Level + Correct Factor.
 6. The average measurement was not performed when the peak measured data under the limit of average detection.

Product : Intel® Dual Band Wireless-AC 7260
 Test Item : Band Edge
 Test Site : No.3 OATS
 Test Mode : Mode 2: Transmit - 802.11g 6Mbps (2412Mhz)

RF Radiated Measurement (Vertical):

Channel No.	Frequency (MHz)	Correct Factor (dB)	Reading Level (dBuV)	Emission Level (dBuV/m)	Peak Limit (dBuV/m)	Average Limit (dBuV/m)	Result
01 (Peak)	2389.900	32.267	41.117	73.385	74.00	54.00	Pass
01 (Peak)	2390.000	32.267	39.084	71.351	74.00	54.00	Pass
01 (Peak)	2400.000	32.241	49.884	82.125	--	--	--
01 (Peak)	2410.500	32.244	73.316	105.560	--	--	--
01 (Average)	2390.000	32.267	21.086	53.353	74.00	54.00	Pass
01 (Average)	2400.000	32.241	29.205	61.446	--	--	--
01 (Average)	2415.900	32.266	58.555	90.822	--	--	--

Figure Channel 01: Vertical (Peak)

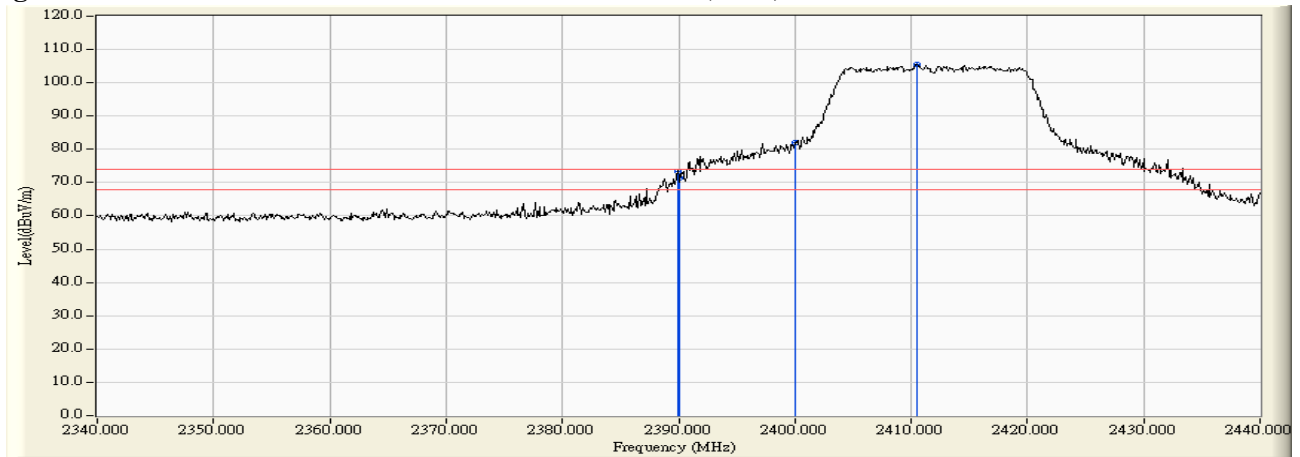
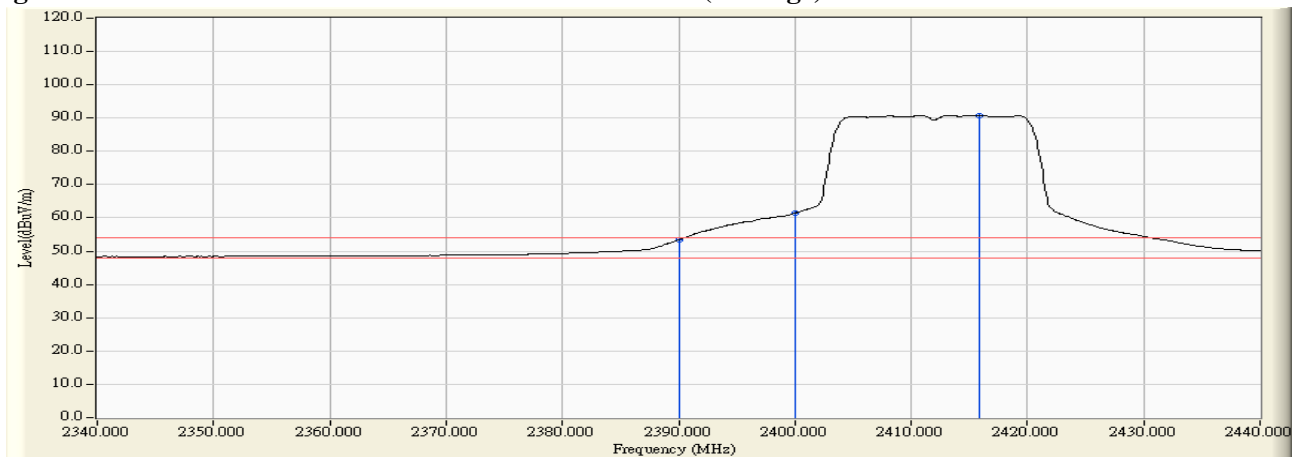


Figure Channel 01: Vertical (Average)



- Note: 1. All readings above 1GHz are performed with peak and/or average measurements as necessary.
 2. Peak measurements: RBW = 1MHz, VBW = 3 MHz, Sweep: Auto.
 3. Average measurements: RBW = 1MHz, VBW = 10 Hz, Sweep: Auto.
 4. “ * ”, means this data is the worst emission level.
 5. Measurement Level = Reading Level + Correct Factor.
 6. The average measurement was not performed when the peak measured data under the limit of average detection.

Product : Intel® Dual Band Wireless-AC 7260
 Test Item : Band Edge
 Test Site : No.3 OATS
 Test Mode : Mode 2: Transmit - 802.11g 6Mbps (2417Mhz)

RF Radiated Measurement (Horizontal):

Channel No.	Frequency (MHz)	Correct Factor (dB)	Reading Level (dBuV)	Emission Level (dBuV/m)	Peak Limit (dBuV/m)	Average Limit (dBuV/m)	Result
02 (Peak)	2389.700	33.739	36.397	70.136	74.00	54.00	Pass
02 (Peak)	2390.000	33.739	32.123	65.862	74.00	54.00	Pass
02 (Peak)	2400.000	33.752	48.328	82.079	--	--	--
02 (Peak)	2415.600	33.780	71.246	105.026	--	--	--
02 (Average)	2390.000	33.739	19.033	52.772	74.00	54.00	Pass
02 (Average)	2400.000	33.752	31.254	65.005	--	--	--
02 (Average)	2420.900	33.793	57.159	90.952	--	--	--

Figure Channel 02: Horizontal (Peak)

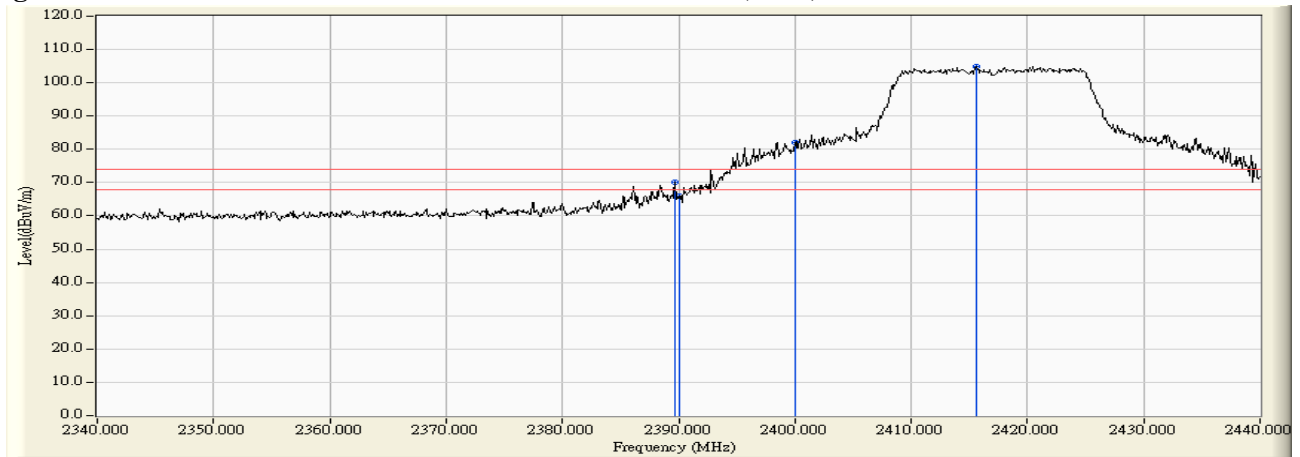
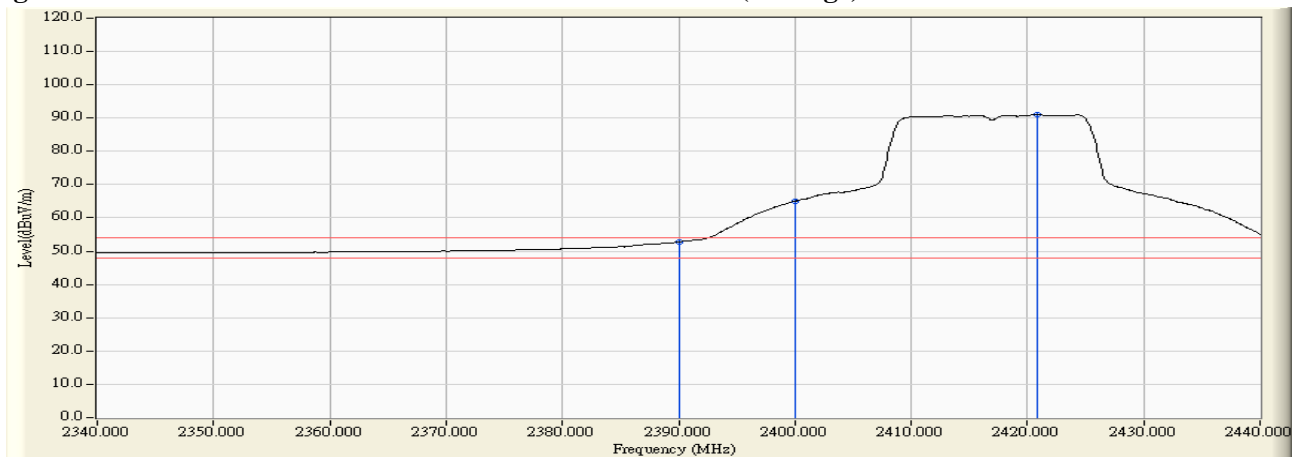


Figure Channel 02: Horizontal (Average)



- Note: 1. All readings above 1GHz are performed with peak and/or average measurements as necessary.
 2. Peak measurements: RBW = 1MHz, VBW = 3 MHz, Sweep: Auto.
 3. Average measurements: RBW = 1MHz, VBW = 10 Hz, Sweep: Auto.
 4. “ * ”, means this data is the worst emission level.
 5. Measurement Level = Reading Level + Correct Factor.
 6. The average measurement was not performed when the peak measured data under the limit of average detection.

Product : Intel® Dual Band Wireless-AC 7260
 Test Item : Band Edge
 Test Site : No.3 OATS
 Test Mode : Mode 2: Transmit - 802.11g 6Mbps (2417Mhz)

RF Radiated Measurement (Vertical):

Channel No.	Frequency (MHz)	Correct Factor (dB)	Reading Level (dBuV)	Emission Level (dBuV/m)	Peak Limit (dBuV/m)	Average Limit (dBuV/m)	Result
02 (Peak)	2389.800	32.268	40.621	72.889	74.00	54.00	Pass
02 (Peak)	2390.000	32.267	38.707	70.974	74.00	54.00	Pass
02 (Peak)	2400.000	32.241	52.147	84.388	--	--	--
02 (Peak)	2420.800	32.288	77.091	109.380	--	--	--
02 (Average)	2390.000	32.267	21.075	53.342	74.00	54.00	Pass
02 (Average)	2400.000	32.241	35.166	67.407	--	--	--
02 (Average)	2415.700	32.266	62.058	94.324	--	--	--

Figure Channel 02: Vertical (Peak)

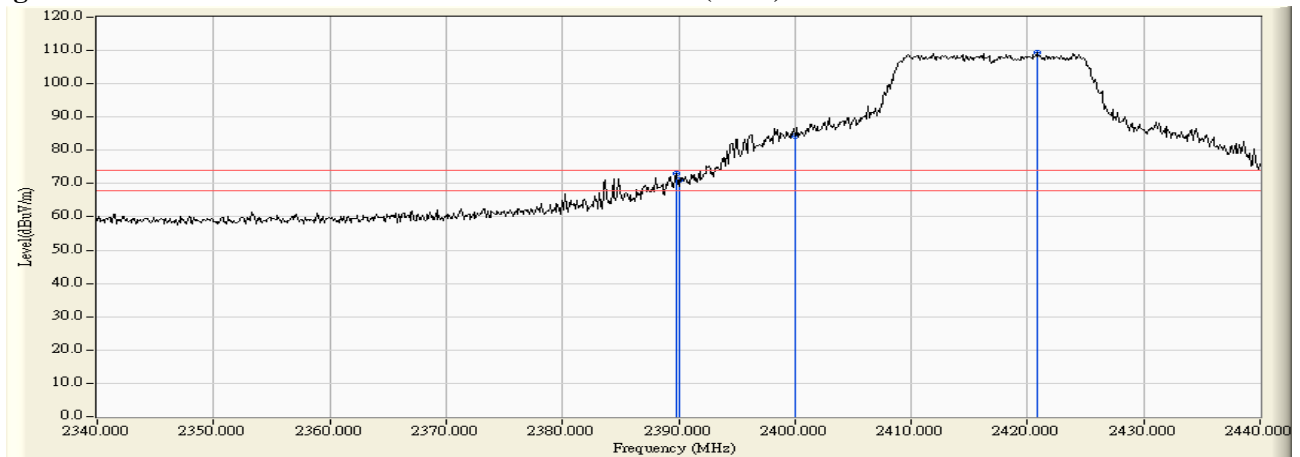
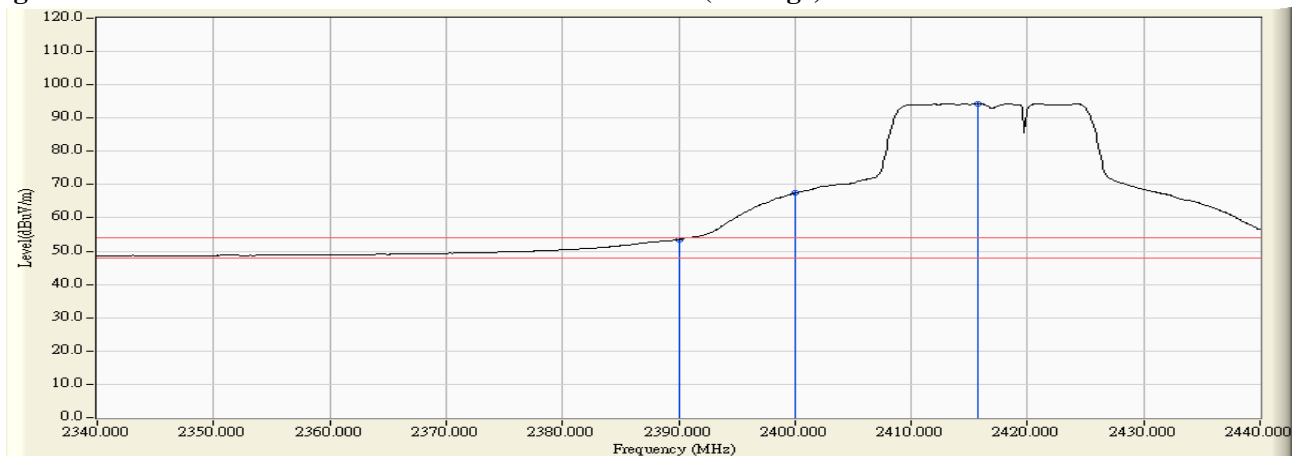


Figure Channel 02: Vertical (Average)



Note:

1. All readings above 1GHz are performed with peak and/or average measurements as necessary.
2. Peak measurements: RBW = 1MHz, VBW = 3 MHz, Sweep: Auto.
3. Average measurements: RBW = 1MHz, VBW = 10 Hz, Sweep: Auto.
4. “ * ”, means this data is the worst emission level.
5. Measurement Level = Reading Level + Correct Factor.
6. The average measurement was not performed when the peak measured data under the limit of average detection.

Product : Intel® Dual Band Wireless-AC 7260
 Test Item : Band Edge
 Test Site : No.3 OATS
 Test Mode : Mode 2: Transmit - 802.11g 6Mbps (2457Mhz)

RF Radiated Measurement (Horizontal):

Channel No.	Frequency (MHz)	Correct Factor (dB)	Reading Level (dBuV)	Emission Level (dBuV/m)	Peak Limit (dBuV/m)	Average Limit (dBuV/m)	Result
10 (Peak)	2455.700	33.877	71.958	105.835	--	--	--
10 (Peak)	2483.500	33.951	33.911	67.861	74.00	54.00	Pass
10 (Average)	2455.800	33.877	57.290	91.167	--	--	--
10 (Average)	2483.500	33.951	18.235	52.185	74.00	54.00	Pass

Figure Channel 10:

Horizontal (Peak)

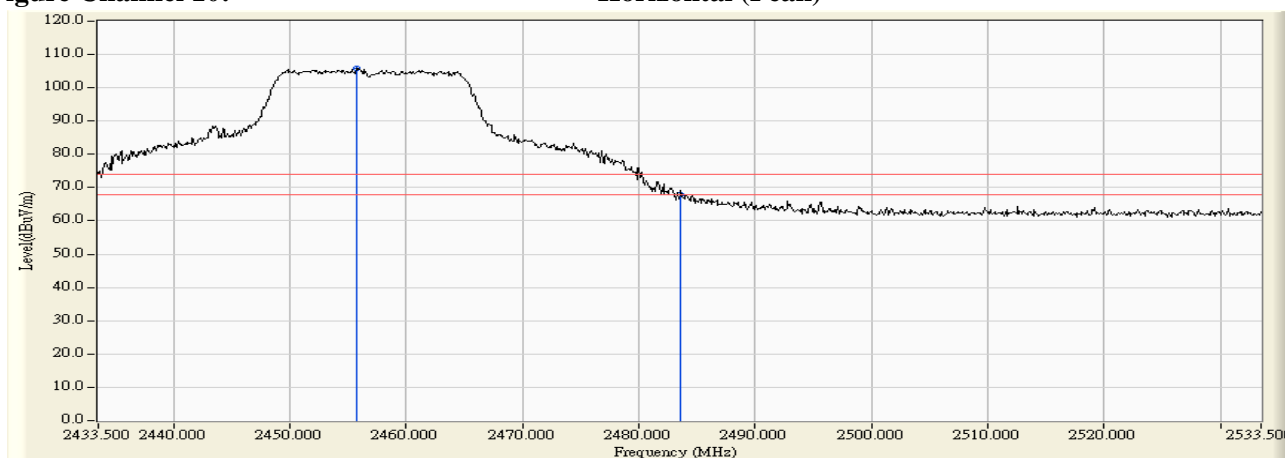
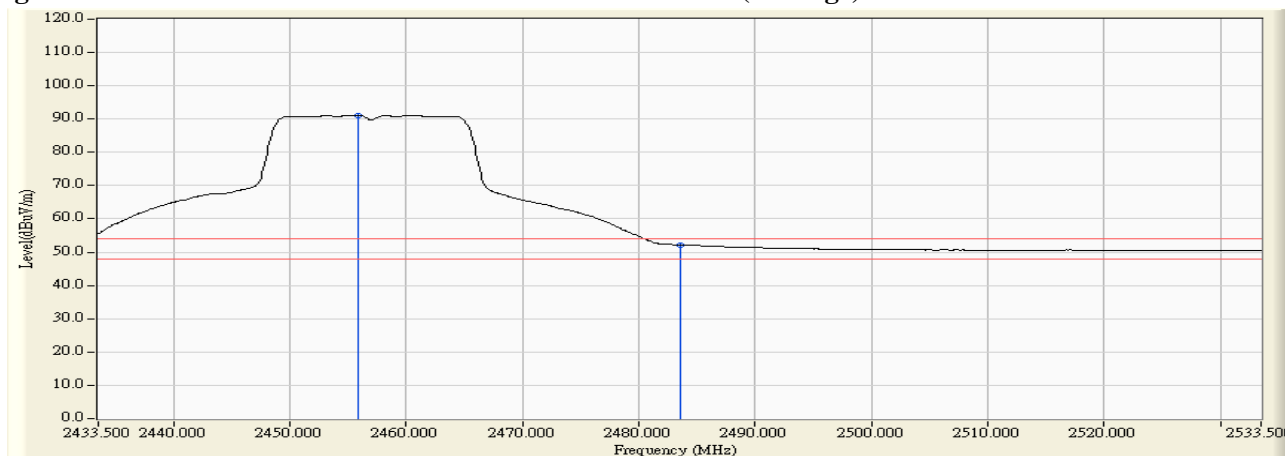


Figure Channel 10:

Horizontal (Average)



- Note: 1. All readings above 1GHz are performed with peak and/or average measurements as necessary.
 2. Peak measurements: RBW = 1MHz, VBW = 3 MHz, Sweep: Auto.
 3. Average measurements: RBW = 1MHz, VBW = 10 Hz, Sweep: Auto.
 4. “ * ”, means this data is the worst emission level.
 5. Measurement Level = Reading Level + Correct Factor.
 6. The average measurement was not performed when the peak measured data under the limit of average detection.

Product : Intel® Dual Band Wireless-AC 7260
 Test Item : Band Edge
 Test Site : No.3 OATS
 Test Mode : Mode 2: Transmit - 802.11g 6Mbps (2457Mhz)

RF Radiated Measurement (Vertical):

Channel No.	Frequency (MHz)	Correct Factor (dB)	Reading Level (dBuV)	Emission Level (dBuV/m)	Peak Limit (dBuV/m)	Average Limit (dBuV/m)	Result
10 (Peak)	2455.800	32.451	78.068	110.519	--	--	--
10 (Peak)	2483.500	32.586	37.720	70.305	74.00	54.00	Pass
10 (Average)	2460.900	32.476	62.567	95.042	--	--	--
10 (Average)	2483.500	32.586	20.880	53.465	74.00	54.00	Pass

Figure Channel 10: Vertical (Peak)

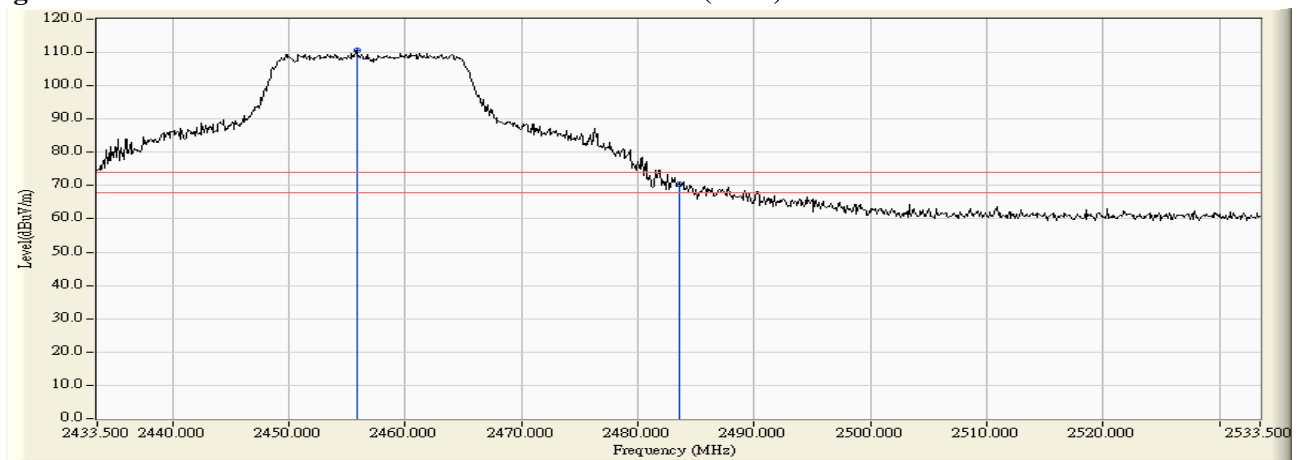
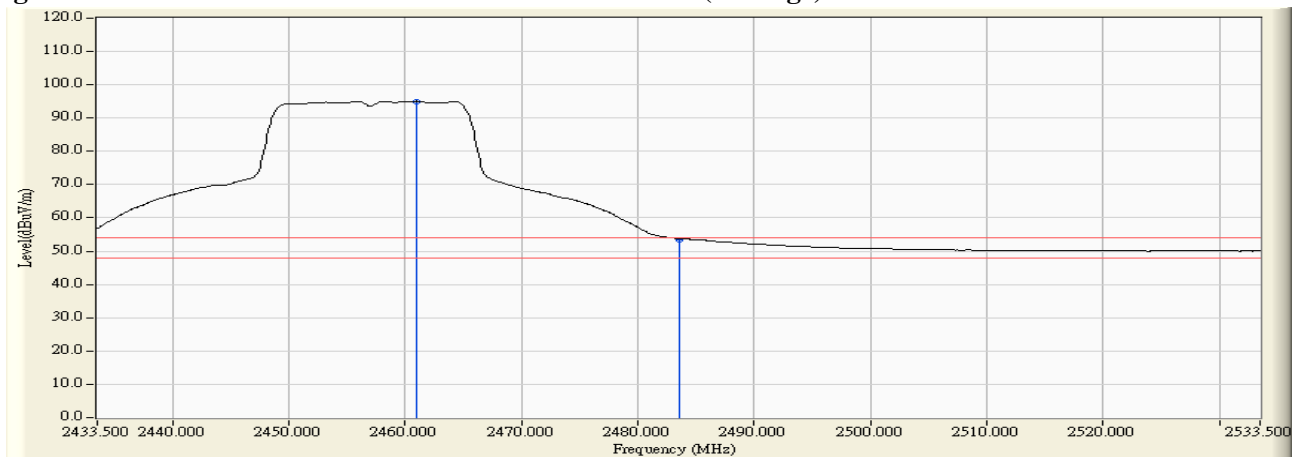


Figure Channel 10: Vertical (Average)



Note:

1. All readings above 1GHz are performed with peak and/or average measurements as necessary.
2. Peak measurements: RBW = 1MHz, VBW = 3 MHz, Sweep: Auto.
3. Average measurements: RBW = 1MHz, VBW = 10 Hz, Sweep: Auto.
4. “ * ”, means this data is the worst emission level.
5. Measurement Level = Reading Level + Correct Factor.
6. The average measurement was not performed when the peak measured data under the limit of average detection.

Product : Intel® Dual Band Wireless-AC 7260
 Test Item : Band Edge
 Test Site : No.3 OATS
 Test Mode : Mode 2: Transmit - 802.11g 6Mbps (2462Mhz)

RF Radiated Measurement (Horizontal):

Channel No.	Frequency (MHz)	Correct Factor (dB)	Reading Level (dBuV)	Emission Level (dBuV/m)	Peak Limit (dBuV/m)	Average Limit (dBuV/m)	Result
11 (Peak)	2465.700	33.902	68.811	102.713	--	--	--
11 (Peak)	2483.500	33.951	34.927	68.877	74.00	54.00	Pass
11 (Peak)	2484.400	33.951	37.534	71.486	74.00	54.00	Pass
11 (Average)	2460.800	33.890	54.734	88.623	--	--	--
11 (Average)	2483.500	33.951	18.942	52.892	74.00	54.00	Pass

Figure Channel 11: Horizontal (Peak)

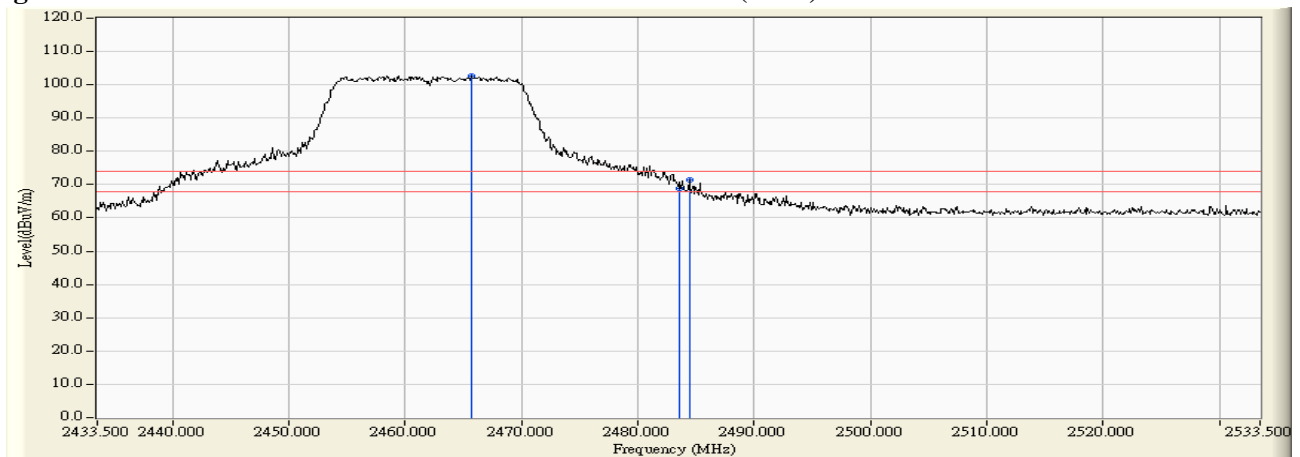
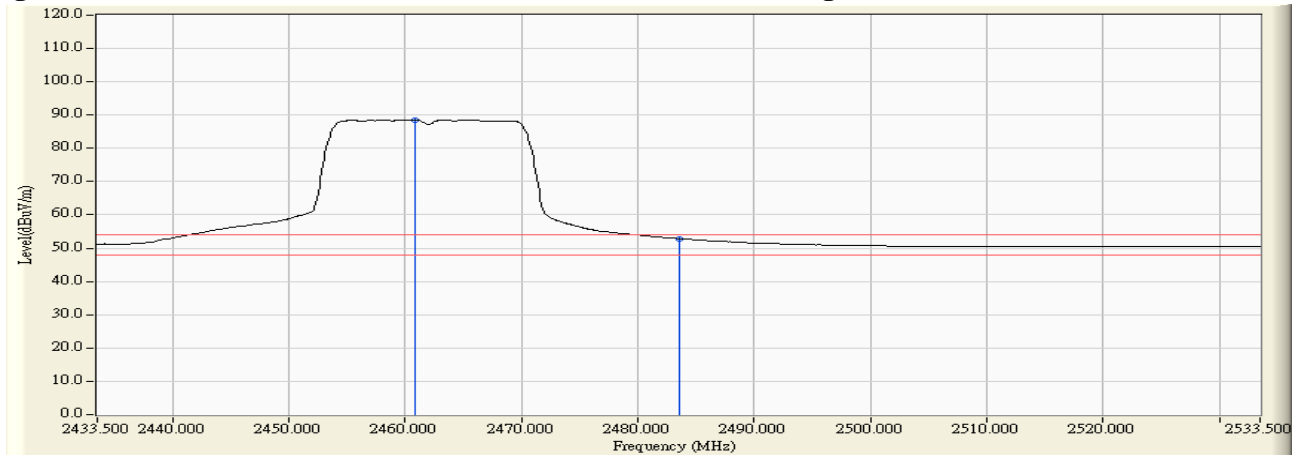


Figure Channel 11: Horizontal (Average)



- Note: 1. All readings above 1GHz are performed with peak and/or average measurements as necessary.
 2. Peak measurements: RBW = 1MHz, VBW = 3 MHz, Sweep: Auto.
 3. Average measurements: RBW = 1MHz, VBW = 10 Hz, Sweep: Auto.
 4. “ * ”, means this data is the worst emission level.
 5. Measurement Level = Reading Level + Correct Factor.
 6. The average measurement was not performed when the peak measured data under the limit of average detection.

Product : Intel® Dual Band Wireless-AC 7260
 Test Item : Band Edge
 Test Site : No.3 OATS
 Test Mode : Mode 2: Transmit - 802.11g 6Mbps (2462Mhz)

RF Radiated Measurement (Vertical):

Channel No.	Frequency (MHz)	Correct Factor (dB)	Reading Level (dBuV)	Emission Level (dBuV/m)	Peak Limit (dBuV/m)	Average Limit (dBuV/m)	Result
11 (Peak)	2461.000	32.476	74.099	106.575	--	--	--
11 (Peak)	2483.500	32.586	40.760	73.345	74.00	54.00	Pass
11 (Peak)	2484.100	32.588	40.778	73.366	74.00	54.00	Pass
11 (Average)	2465.800	32.499	59.128	91.627	--	--	--
11 (Average)	2483.500	32.586	20.515	53.100	74.00	54.00	Pass

Figure Channel 11: Vertical (Peak)

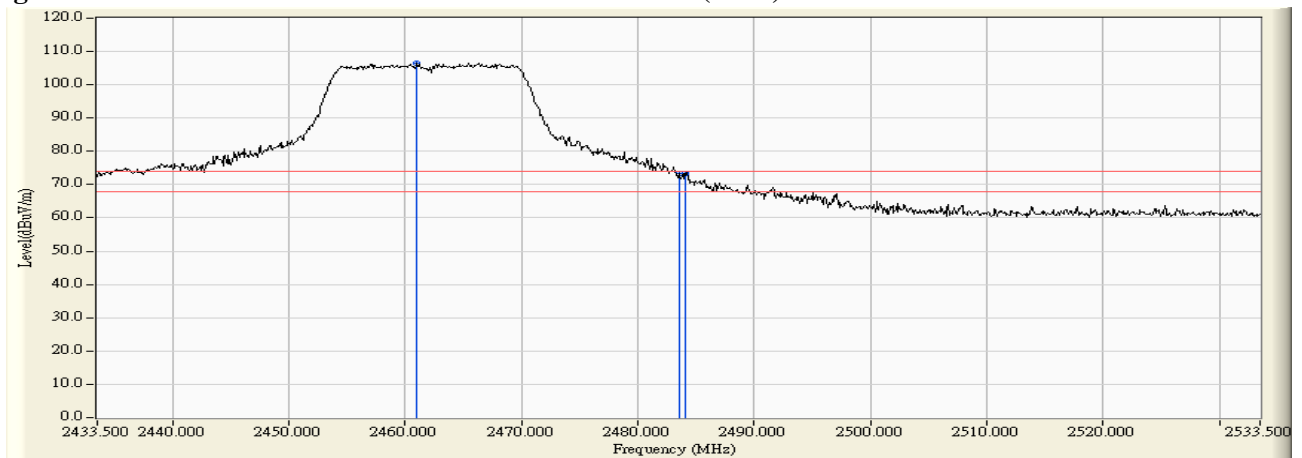
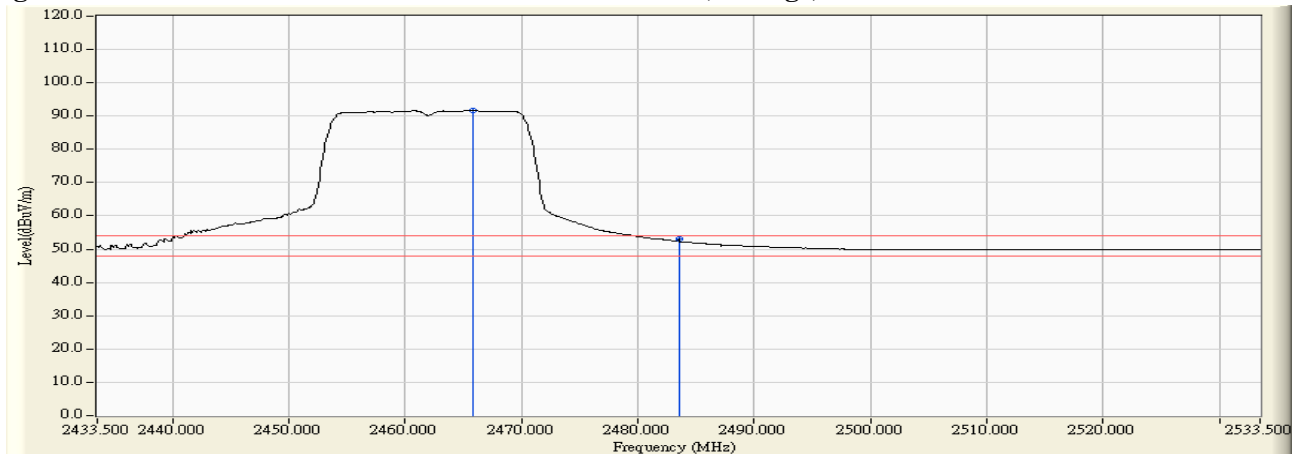


Figure Channel 11: Vertical (Average)



Note:

1. All readings above 1GHz are performed with peak and/or average measurements as necessary.
2. Peak measurements: RBW = 1MHz, VBW = 3 MHz, Sweep: Auto.
3. Average measurements: RBW = 1MHz, VBW = 10 Hz, Sweep: Auto.
4. “ * ”, means this data is the worst emission level.
5. Measurement Level = Reading Level + Correct Factor.
6. The average measurement was not performed when the peak measured data under the limit of average detection.

Product : Intel® Dual Band Wireless-AC 7260
 Test Item : Band Edge
 Test Site : No.3 OATS
 Test Mode : Mode 4: Transmit - 802.11n-20BW_14.4Mbps(2.4G Band)_ANT1) (2412Mhz)

RF Radiated Measurement (Horizontal):

Channel No.	Frequency (MHz)	Correct Factor (dB)	Reading Level (dBuV)	Emission Level (dBuV/m)	Peak Limit (dBuV/m)	Average Limit (dBuV/m)	Result
01 (Peak)	2388.300	33.738	32.690	66.427	74.00	54.00	Pass
01 (Peak)	2390.000	33.739	32.013	65.752	74.00	54.00	Pass
01 (Peak)	2400.000	33.752	47.155	80.906	--	--	--
01 (Peak)	2410.400	33.768	67.436	101.204	--	--	--
01 (Average)	2390.000	33.739	17.904	51.643	74.00	54.00	Pass
01 (Average)	2400.000	33.752	27.654	61.405	--	--	--
01 (Average)	2408.500	33.766	56.213	89.978	--	--	--

Figure Channel 01: Horizontal (Peak)

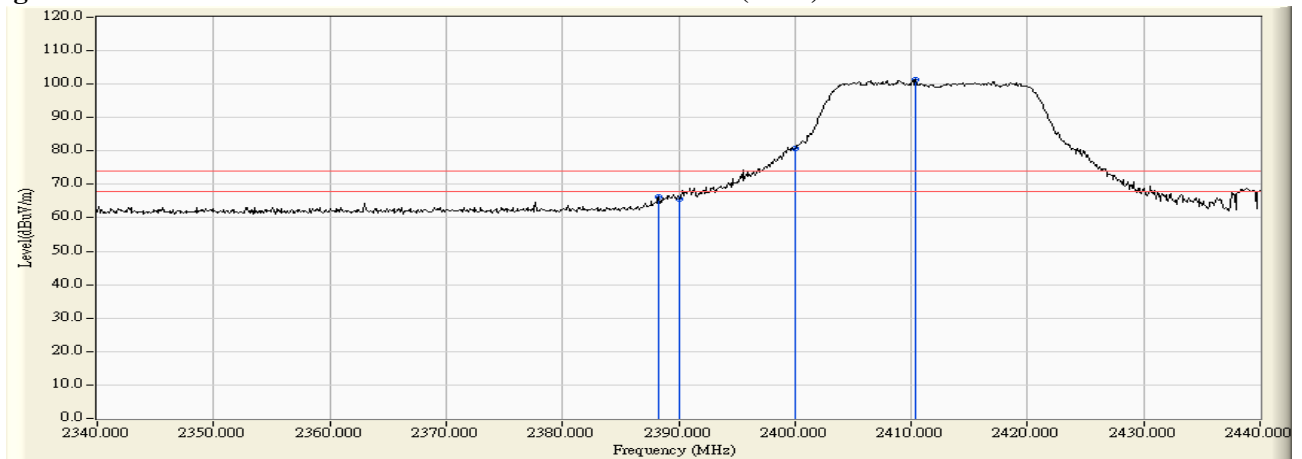
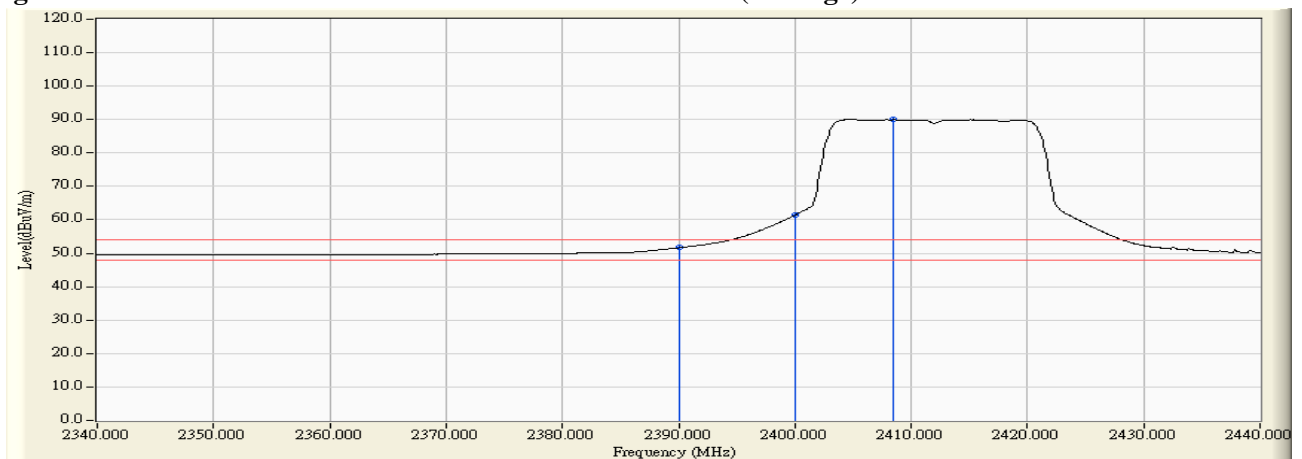


Figure Channel 01: Horizontal (Average)



Note:

1. All readings above 1GHz are performed with peak and/or average measurements as necessary.
2. Peak measurements: RBW = 1MHz, VBW = 3 MHz, Sweep: Auto.
3. Average measurements: RBW = 1MHz, VBW = 10 Hz, Sweep: Auto.
4. “ * ”, means this data is the worst emission level.
5. Measurement Level = Reading Level + Correct Factor.
6. The average measurement was not performed when the peak measured data under the limit of average detection.

Product : Intel® Dual Band Wireless-AC 7260
 Test Item : Band Edge
 Test Site : No.3 OATS
 Test Mode : Mode 4: Transmit - 802.11n-20BW_14.4Mbps(2.4G Band)_ANT1) (2412Mhz)

RF Radiated Measurement (Vertical):

Channel No.	Frequency (MHz)	Correct Factor (dB)	Reading Level (dBuV)	Emission Level (dBuV/m)	Peak Limit (dBuV/m)	Average Limit (dBuV/m)	Result
01 (Peak)	2390.000	32.267	35.500	67.767	74.00	54.00	Pass
01 (Peak)	2400.000	32.241	49.812	82.053	--	--	--
01 (Peak)	2409.200	32.244	70.568	102.812	--	--	--
01 (Average)	2390.000	32.267	19.292	51.559	74.00	54.00	Pass
01 (Average)	2400.000	32.241	30.702	62.943	--	--	--
01 (Average)	2404.900	32.242	59.749	91.991	--	--	--

Figure Channel 01: Vertical (Peak)

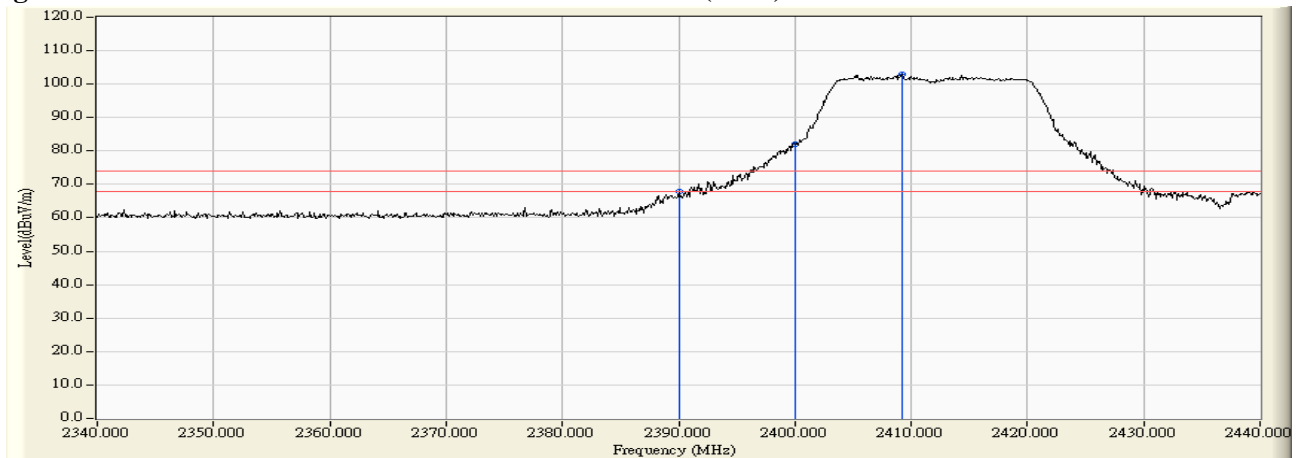
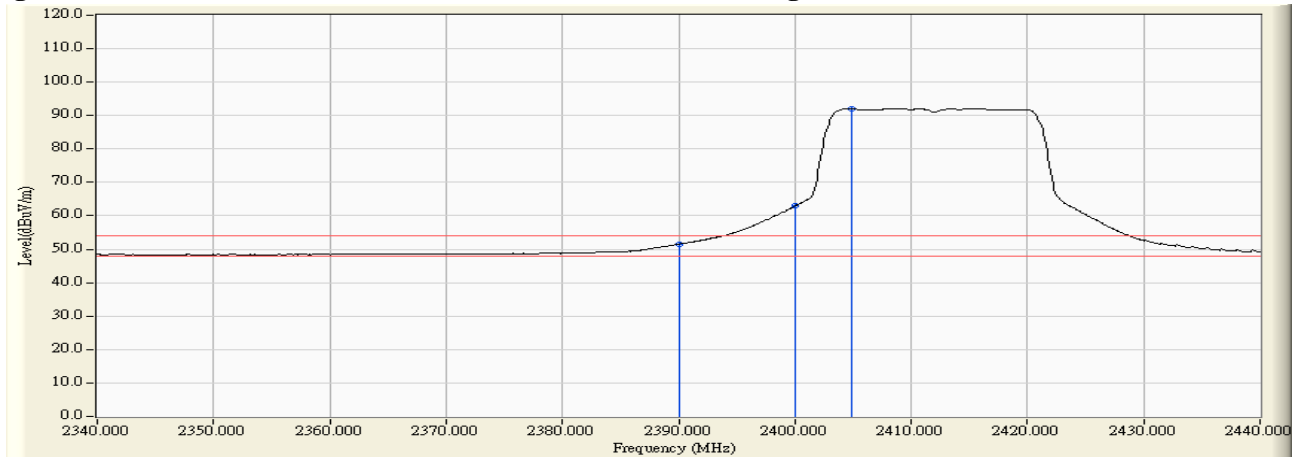


Figure Channel 01: Vertical (Average)



Note:

1. All readings above 1GHz are performed with peak and/or average measurements as necessary.
2. Peak measurements: RBW = 1MHz, VBW = 3 MHz, Sweep: Auto.
3. Average measurements: RBW = 1MHz, VBW = 10 Hz, Sweep: Auto.
4. “ * ”, means this data is the worst emission level.
5. Measurement Level = Reading Level + Correct Factor.
6. The average measurement was not performed when the peak measured data under the limit of average detection.

Product : Intel® Dual Band Wireless-AC 7260
 Test Item : Band Edge
 Test Site : No.3 OATS
 Test Mode : Mode 4: Transmit - 802.11n-20BW_14.4Mbps(2.4G Band)_ANT1) (2417Mhz)

RF Radiated Measurement (Horizontal):

Channel No.	Frequency (MHz)	Correct Factor (dB)	Reading Level (dBuV)	Emission Level (dBuV/m)	Peak Limit (dBuV/m)	Average Limit (dBuV/m)	Result
02 (Peak)	2389.700	32.286	31.113	64.852	74.00	54.00	Pass
02 (Peak)	2390.000	32.287	28.601	62.340	74.00	54.00	Pass
02 (Peak)	2400.000	32.308	41.472	75.223	--	--	--
02 (Peak)	2424.300	32.338	69.724	103.525	--	--	--
02 (Average)	2390.000	33.739	17.354	51.093	74.00	54.00	Pass
02 (Average)	2400.000	33.752	25.409	59.160	--	--	--
02 (Average)	2413.400	33.775	59.151	92.926	--	--	--

Figure Channel 02: Horizontal (Peak)

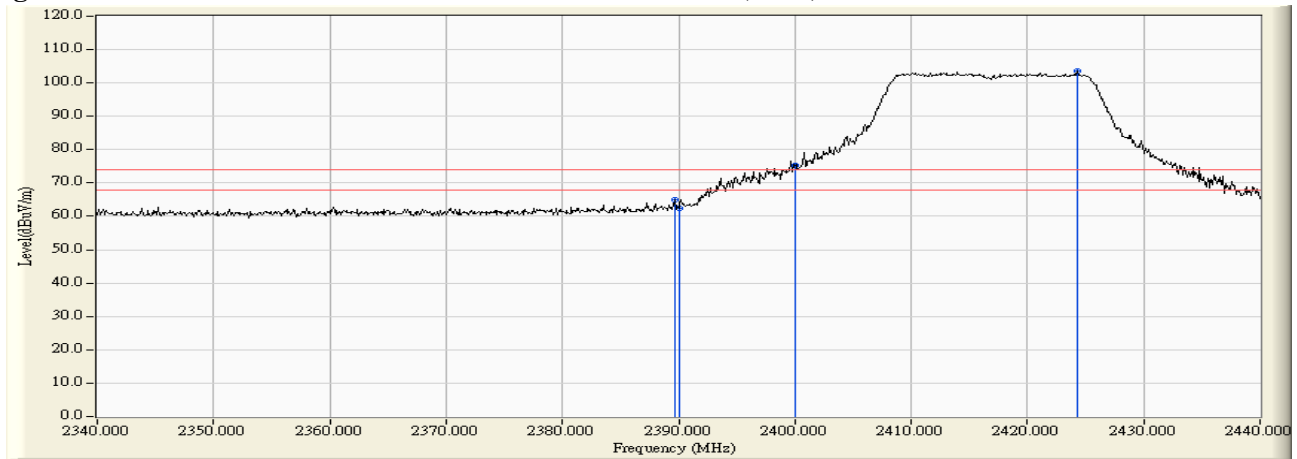
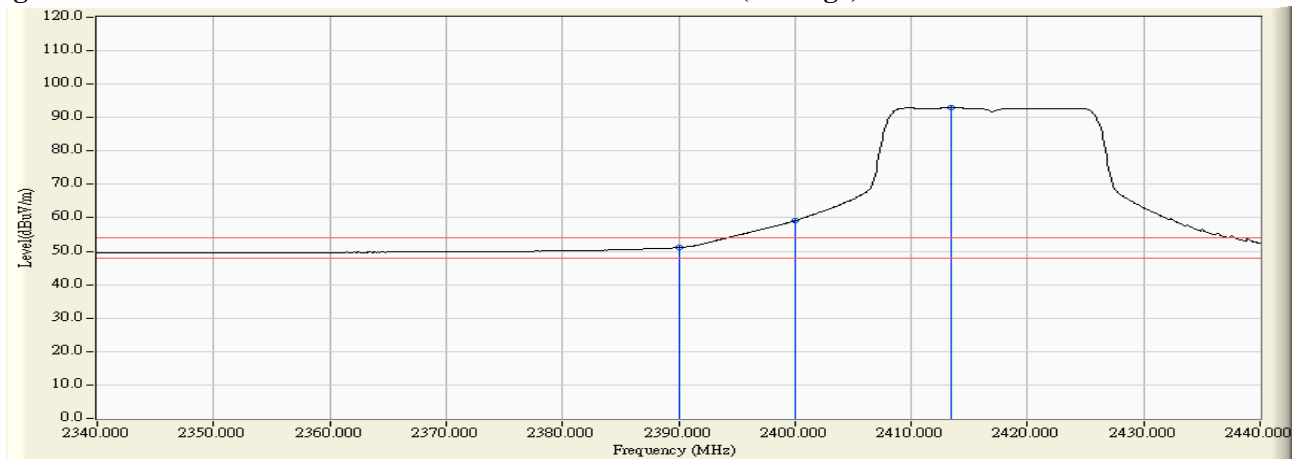


Figure Channel 02: Horizontal (Average)



Note:

1. All readings above 1GHz are performed with peak and/or average measurements as necessary.
2. Peak measurements: RBW = 1MHz, VBW = 3 MHz, Sweep: Auto.
3. Average measurements: RBW = 1MHz, VBW = 10 Hz, Sweep: Auto.
4. “ * ”, means this data is the worst emission level.
5. Measurement Level = Reading Level + Correct Factor.
6. The average measurement was not performed when the peak measured data under the limit of average detection.

Product : Intel® Dual Band Wireless-AC 7260
 Test Item : Band Edge
 Test Site : No.3 OATS
 Test Mode : Mode 4: Transmit - 802.11n-20BW_14.4Mbps(2.4G Band)_ANT1) (2417Mhz)

RF Radiated Measurement (Vertical):

Channel No.	Frequency (MHz)	Correct Factor (dB)	Reading Level (dBuV)	Emission Level (dBuV/m)	Peak Limit (dBuV/m)	Average Limit (dBuV/m)	Result
02 (Peak)	2388.300	32.279	31.535	63.814	74.00	54.00	Pass
02 (Peak)	2390.000	32.267	30.485	62.752	74.00	54.00	Pass
02 (Peak)	2400.000	32.241	44.766	77.007	--	--	--
02 (Peak)	2419.600	32.283	73.142	105.425	--	--	--
02 (Average)	2390.000	32.267	18.258	50.525	74.00	54.00	Pass
02 (Average)	2400.000	32.241	27.936	60.177	--	--	--
02 (Average)	2424.200	32.305	62.069	94.373	--	--	--

Figure Channel 02: Vertical (Peak)

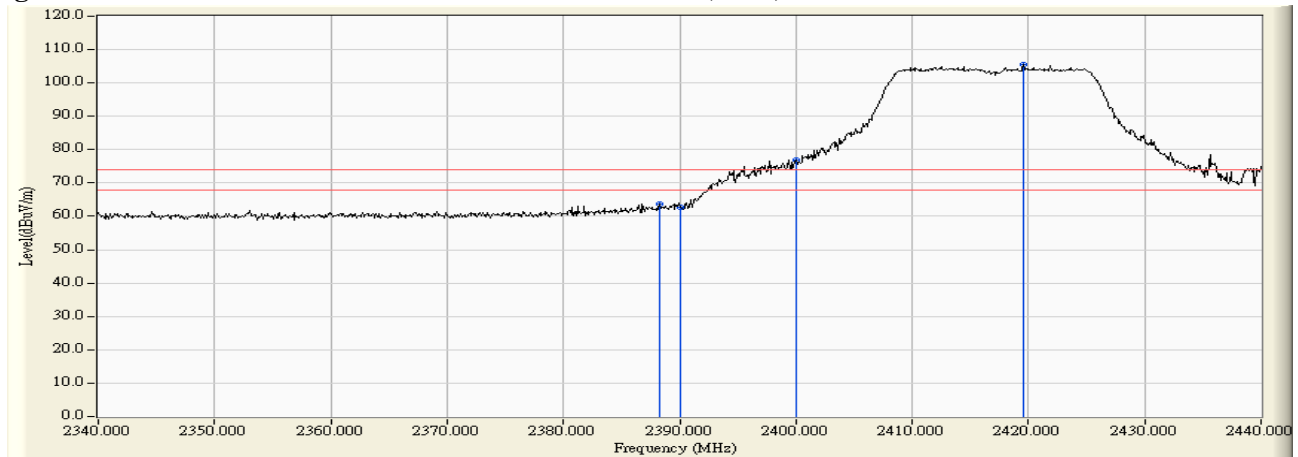
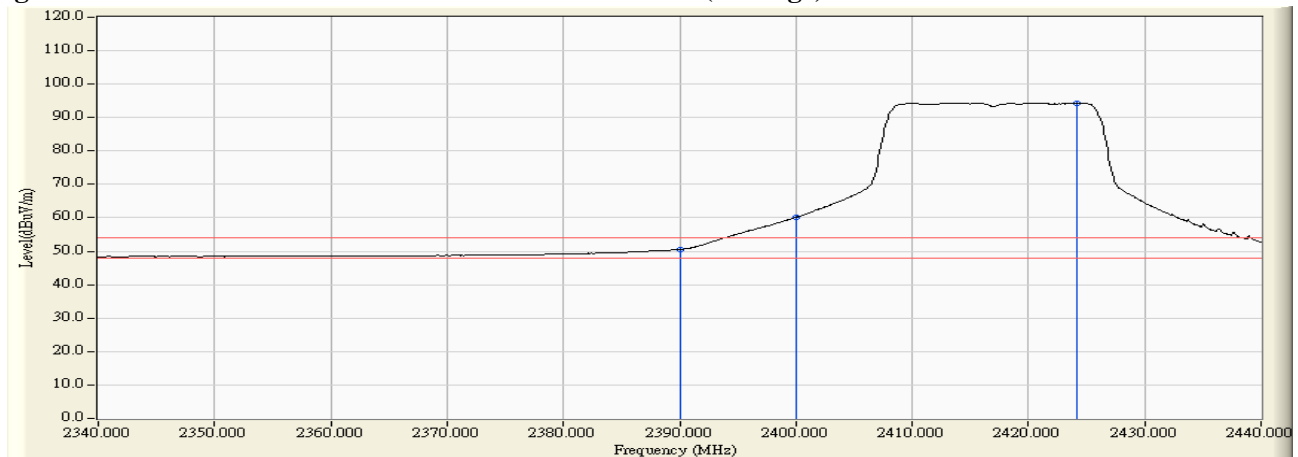


Figure Channel 02: Vertical (Average)



Note:

1. All readings above 1GHz are performed with peak and/or average measurements as necessary.
2. Peak measurements: RBW = 1MHz, VBW = 3 MHz, Sweep: Auto.
3. Average measurements: RBW = 1MHz, VBW = 10 Hz, Sweep: Auto.
4. “ * ”, means this data is the worst emission level.
5. Measurement Level = Reading Level + Correct Factor.
6. The average measurement was not performed when the peak measured data under the limit of average detection.

Product : Intel® Dual Band Wireless-AC 7260
 Test Item : Band Edge
 Test Site : No.3 OATS
 Test Mode : Mode 4: Transmit - 802.11n-20BW_14.4Mbps(2.4G Band)_ANT1) (2462Mhz)

RF Radiated Measurement (Horizontal):

Channel No.	Frequency (MHz)	Correct Factor (dB)	Reading Level (dBuV)	Emission Level (dBuV/m)	Peak Limit (dBuV/m)	Average Limit (dBuV/m)	Result
11 (Peak)	2459.000	33.886	67.657	101.542	--	--	--
11 (Peak)	2483.500	33.951	28.166	62.116	74.00	54.00	Pass
11 (Average)	2457.800	33.882	57.317	91.199	--	--	--
11 (Average)	2483.500	33.951	17.081	51.031	74.00	54.00	Pass

Figure Channel 11: Horizontal (Peak)

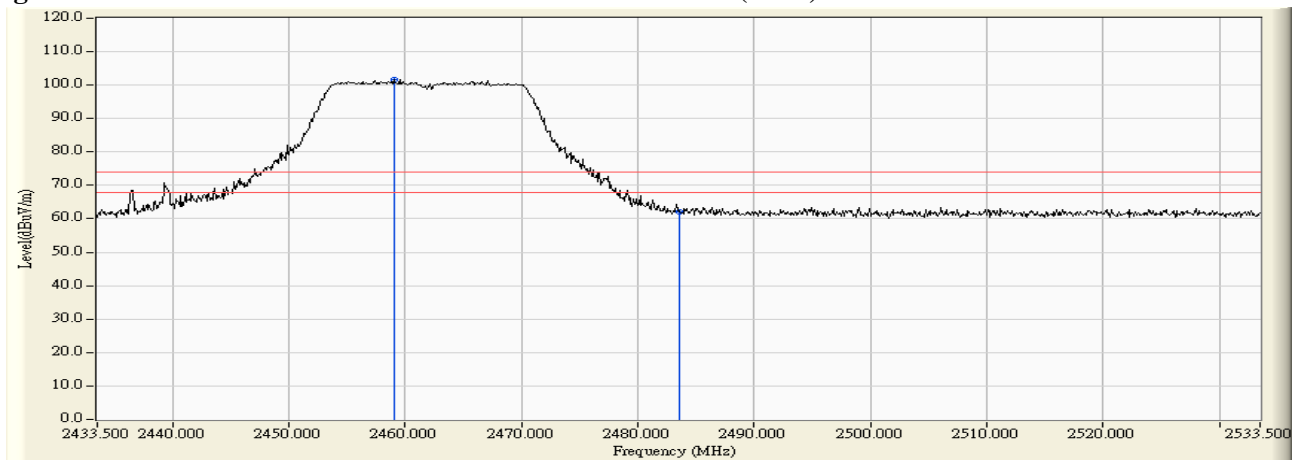
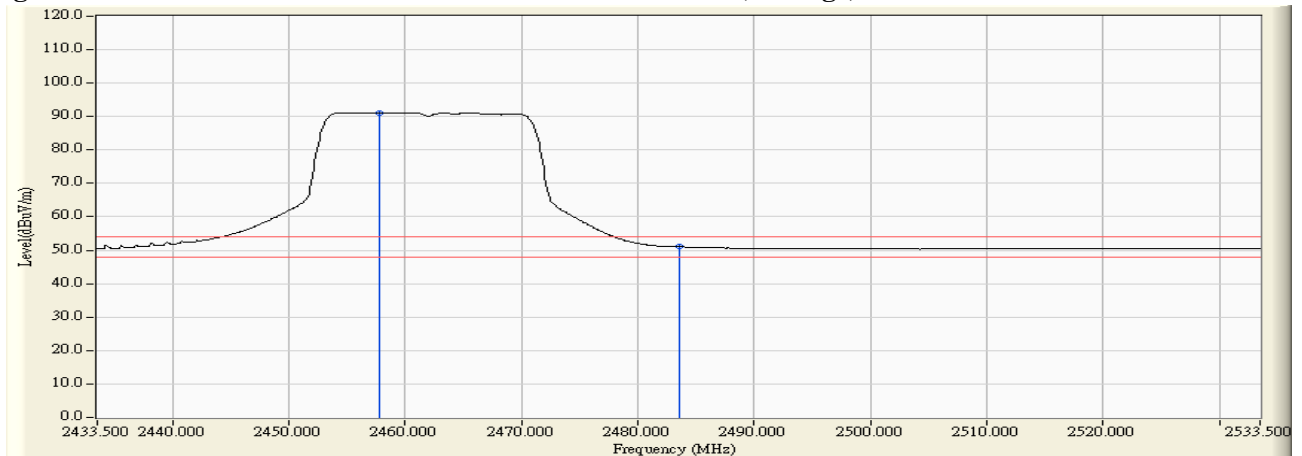


Figure Channel 11: Horizontal (Average)



Note:

1. All readings above 1GHz are performed with peak and/or average measurements as necessary.
2. Peak measurements: RBW = 1MHz, VBW = 3 MHz, Sweep: Auto.
3. Average measurements: RBW = 1MHz, VBW = 10 Hz, Sweep: Auto.
4. “ * ”, means this data is the worst emission level.
5. Measurement Level = Reading Level + Correct Factor.
6. The average measurement was not performed when the peak measured data under the limit of average detection.

Product : Intel® Dual Band Wireless-AC 7260
 Test Item : Band Edge
 Test Site : No.3 OATS
 Test Mode : Mode 4: Transmit - 802.11n-20BW_14.4Mbps(2.4G Band)_ANT1) (2462Mhz)

RF Radiated Measurement (Vertical):

Channel No.	Frequency (MHz)	Correct Factor (dB)	Reading Level (dBuV)	Emission Level (dBuV/m)	Peak Limit (dBuV/m)	Average Limit (dBuV/m)	Result
11 (Peak)	2467.200	30.988	72.659	105.165	--	--	--
11 (Peak)	2483.500	31.052	32.351	64.936	74.00	54.00	Pass
11 (Average)	2458.700	32.465	62.069	94.534	--	--	--
11 (Average)	2483.500	32.586	19.091	51.676	74.00	54.00	Pass

Figure Channel 11: Vertical (Peak)

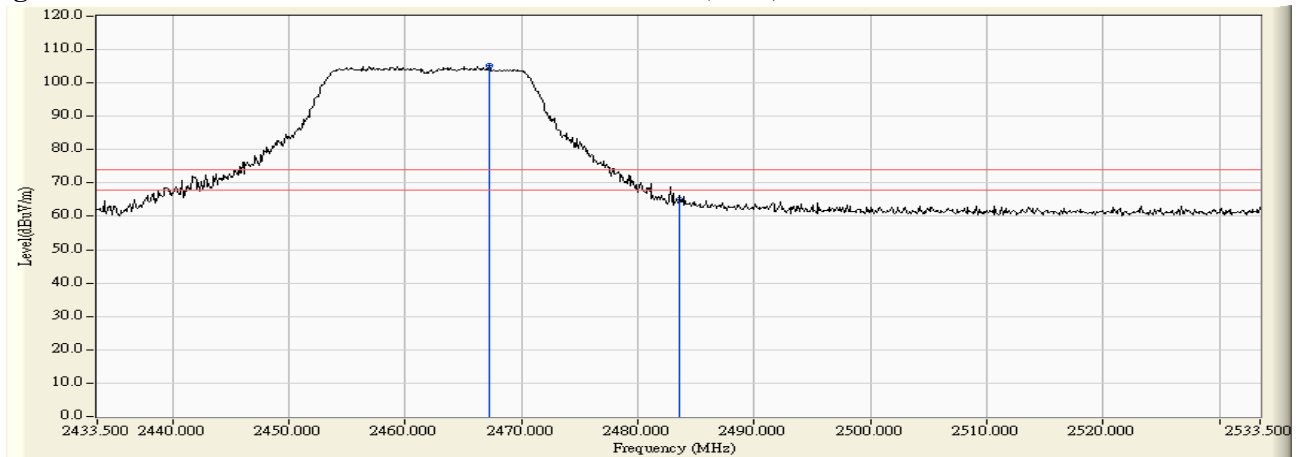
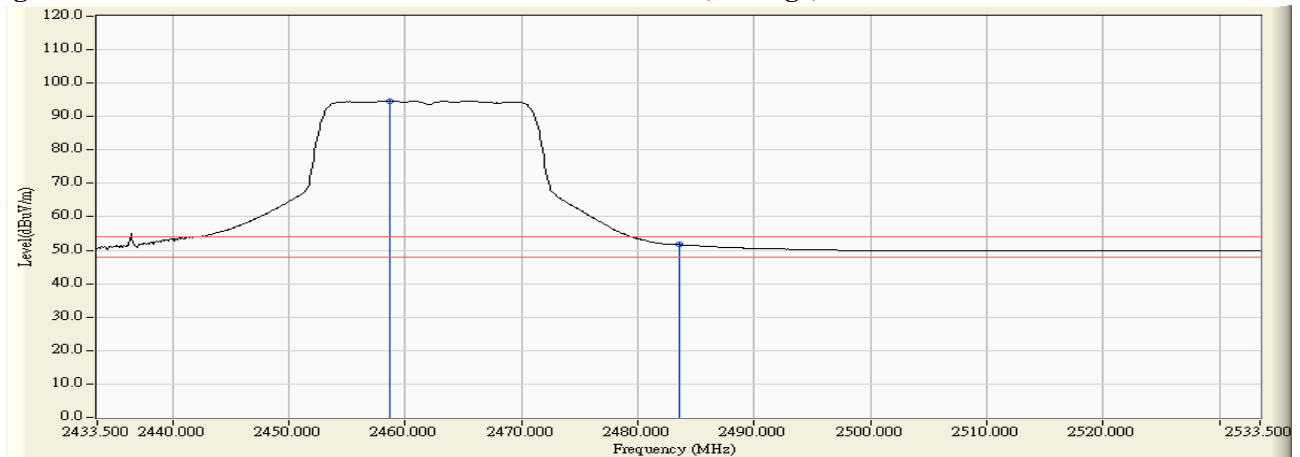


Figure Channel 11: Vertical (Average)



Note:

1. All readings above 1GHz are performed with peak and/or average measurements as necessary.
2. Peak measurements: RBW = 1MHz, VBW = 3 MHz, Sweep: Auto.
3. Average measurements: RBW = 1MHz, VBW = 10 Hz, Sweep: Auto.
4. “ * ”, means this data is the worst emission level.
5. Measurement Level = Reading Level + Correct Factor.
6. The average measurement was not performed when the peak measured data under the limit of average detection.

Product : Intel® Dual Band Wireless-AC 7260
 Test Item : Band Edge
 Test Site : No.3 OATS
 Test Mode : Mode 4: Transmit - 802.11n-20BW_14.4Mbps(2.4G Band)_ANT2) (2412Mhz)

RF Radiated Measurement (Horizontal):

Channel No.	Frequency (MHz)	Correct Factor (dB)	Reading Level (dBuV)	Emission Level (dBuV/m)	Peak Limit (dBuV/m)	Average Limit (dBuV/m)	Result
01 (Peak)	2389.000	33.737	35.152	68.890	74.00	54.00	Pass
01 (Peak)	2390.000	33.739	34.369	68.108	74.00	54.00	Pass
01 (Peak)	2400.000	33.752	46.094	79.845	--	--	--
01 (Peak)	2419.300	33.790	68.131	101.920	--	--	--
01 (Average)	2390.000	33.739	19.076	52.815	74.00	54.00	Pass
01 (Average)	2400.000	33.752	28.427	62.178	--	--	--
01 (Average)	2419.000	33.788	57.446	91.234	--	--	--

Figure Channel 01: Horizontal (Peak)

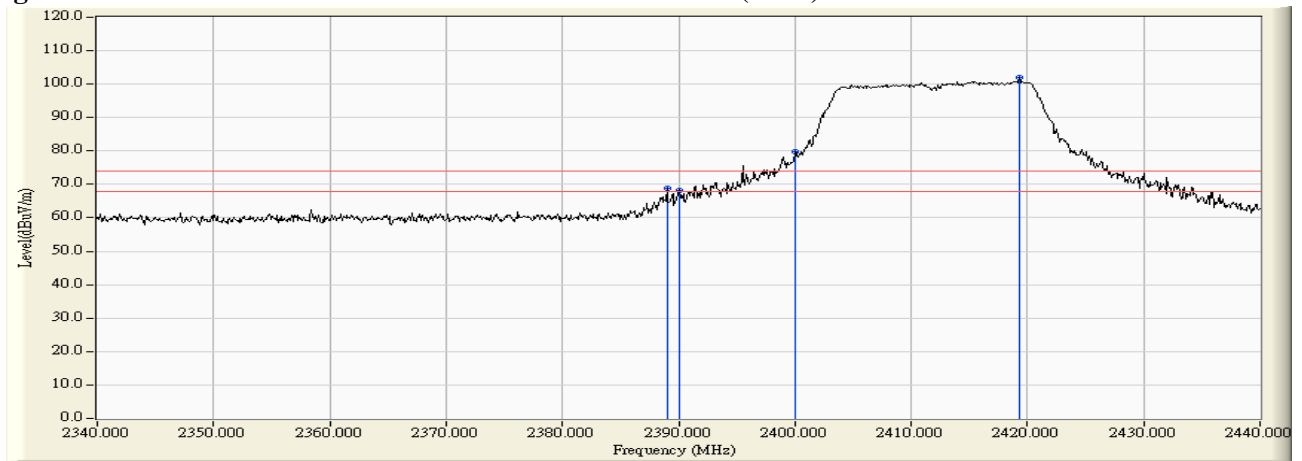
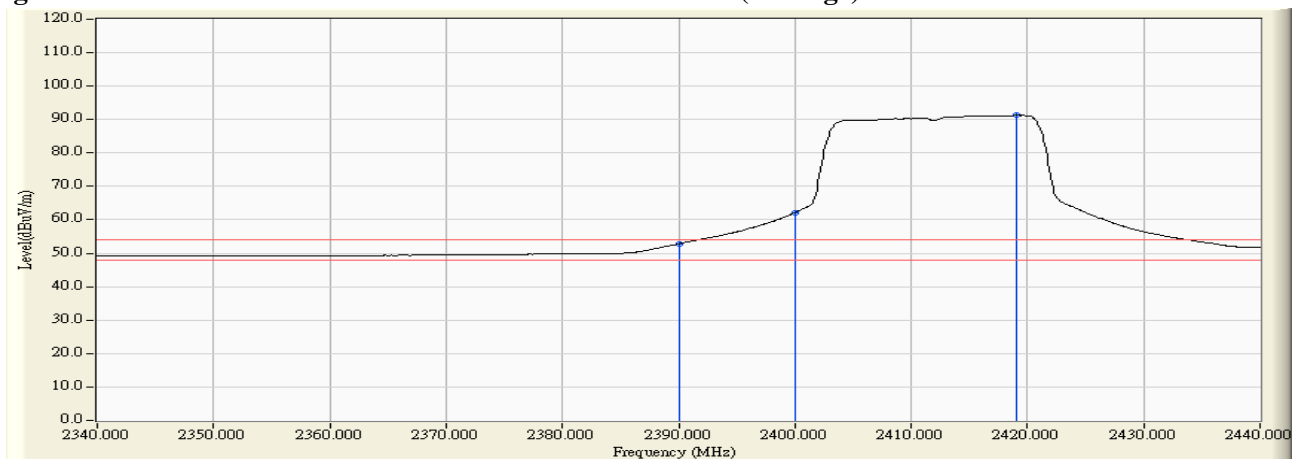


Figure Channel 01: Horizontal (Average)



Note:

1. All readings above 1GHz are performed with peak and/or average measurements as necessary.
2. Peak measurements: RBW = 1MHz, VBW = 3 MHz, Sweep: Auto.
3. Average measurements: RBW = 1MHz, VBW = 10 Hz, Sweep: Auto.
4. “ * ”, means this data is the worst emission level.
5. Measurement Level = Reading Level + Correct Factor.
6. The average measurement was not performed when the peak measured data under the limit of average detection.

Product : Intel® Dual Band Wireless-AC 7260
 Test Item : Band Edge
 Test Site : No.3 OATS
 Test Mode : Mode 4: Transmit - 802.11n-20BW_14.4Mbps(2.4G Band)_ANT2) (2412Mhz)

RF Radiated Measurement (Vertical):

Channel No.	Frequency (MHz)	Correct Factor (dB)	Reading Level (dBuV)	Emission Level (dBuV/m)	Peak Limit (dBuV/m)	Average Limit (dBuV/m)	Result
01 (Peak)	2389.000	32.273	32.235	64.509	74.00	54.00	Pass
01 (Peak)	2390.000	32.267	30.330	62.597	74.00	54.00	Pass
01 (Peak)	2400.000	32.241	42.556	74.797	--	--	--
01 (Peak)	2419.200	32.282	63.545	95.826	--	--	--
01 (Average)	2390.000	32.267	17.454	49.721	74.00	54.00	Pass
01 (Average)	2400.000	32.241	25.147	57.388	--	--	--
01 (Average)	2419.300	32.283	53.632	85.914	--	--	--

Figure Channel 01: Vertical (Peak)

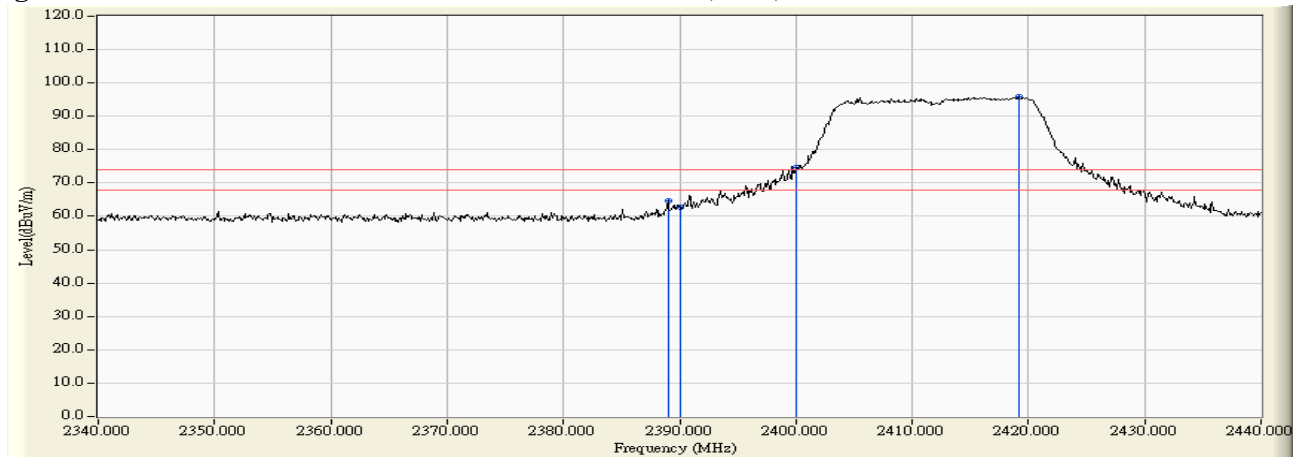
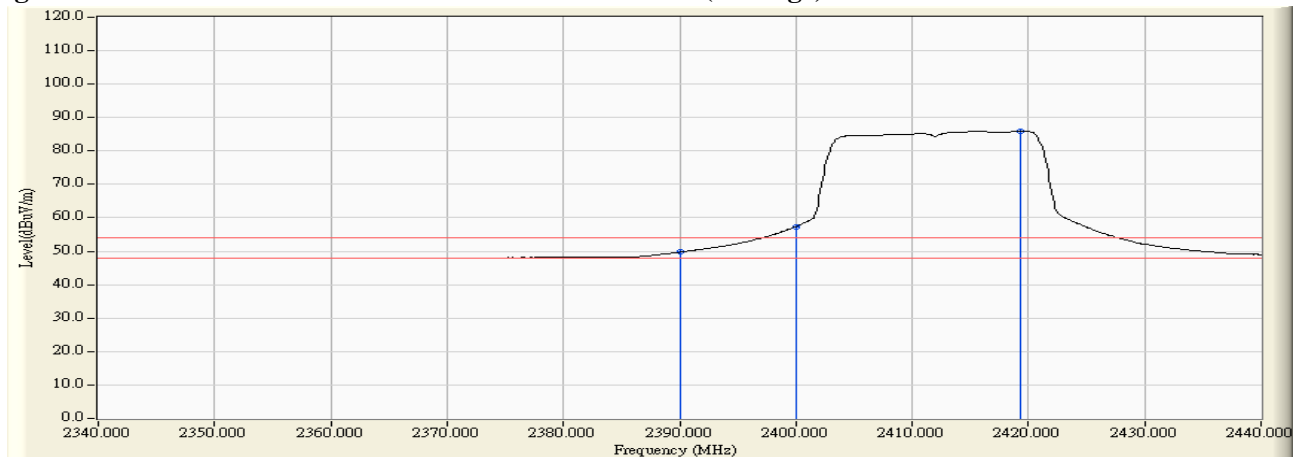


Figure Channel 01: Vertical (Average)



Note:

1. All readings above 1GHz are performed with peak and/or average measurements as necessary.
2. Peak measurements: RBW = 1MHz, VBW = 3 MHz, Sweep: Auto.
3. Average measurements: RBW = 1MHz, VBW = 10 Hz, Sweep: Auto.
4. “ * ”, means this data is the worst emission level.
5. Measurement Level = Reading Level + Correct Factor.
6. The average measurement was not performed when the peak measured data under the limit of average detection.

Product : Intel® Dual Band Wireless-AC 7260
 Test Item : Band Edge
 Test Site : No.3 OATS
 Test Mode : Mode 4: Transmit - 802.11n-20BW_14.4Mbps(2.4G Band)_ANT2) (2417Mhz)

RF Radiated Measurement (Horizontal):

Channel No.	Frequency (MHz)	Correct Factor (dB)	Reading Level (dBuV)	Emission Level (dBuV/m)	Peak Limit (dBuV/m)	Average Limit (dBuV/m)	Result
02 (Peak)	2390.000	33.739	32.452	66.191	74.00	54.00	Pass
02 (Peak)	2400.000	33.752	49.595	83.346	--	--	--
02 (Peak)	2422.100	33.796	69.914	103.710	--	--	--
02 (Average)	2390.000	33.739	18.877	52.616	74.00	54.00	Pass
02 (Average)	2400.000	33.752	33.132	66.883	--	--	--
02 (Average)	2424.300	33.802	59.559	93.360	--	--	--

Figure Channel 02: Horizontal (Peak)

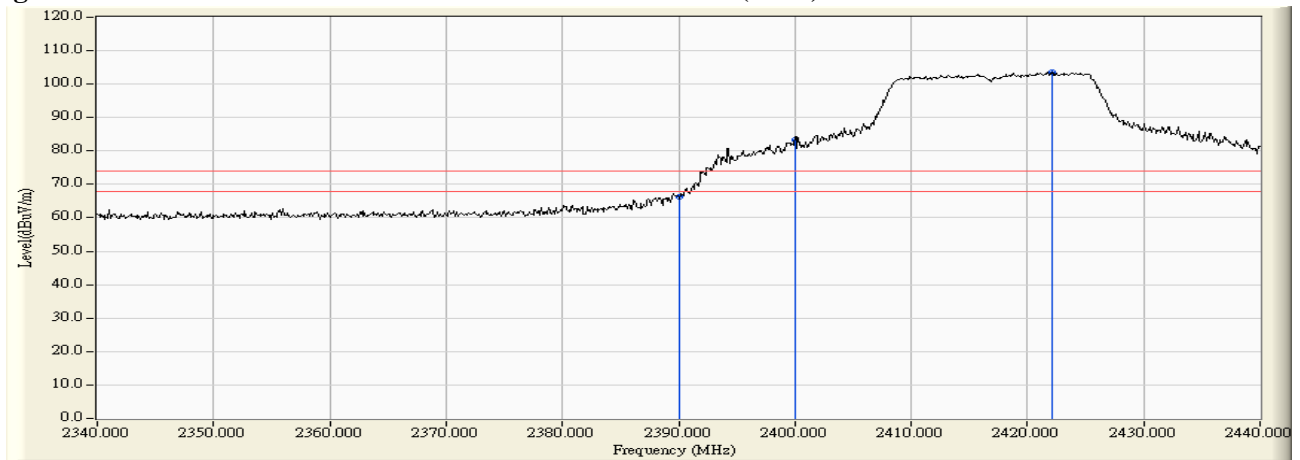
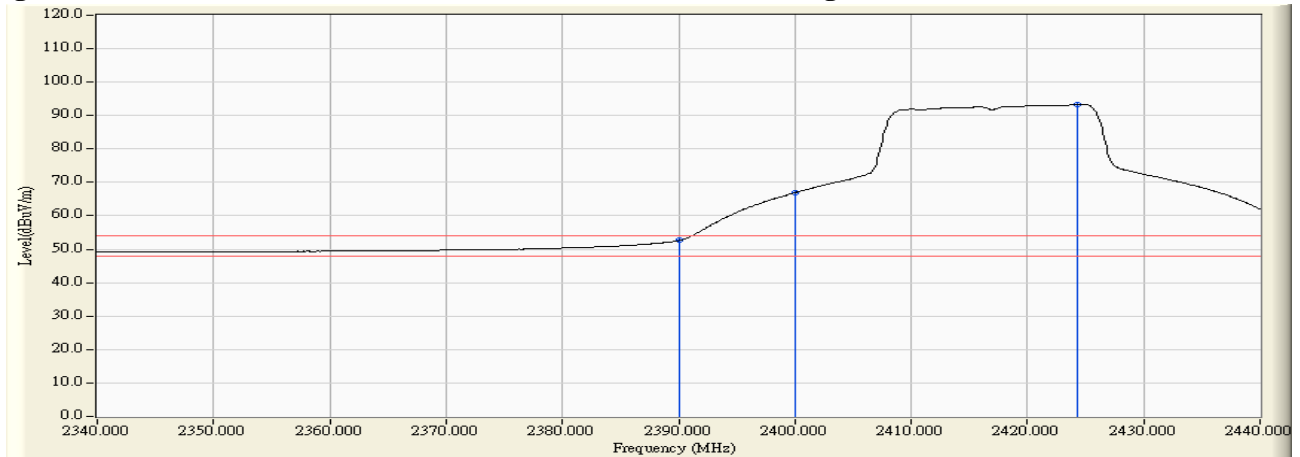


Figure Channel 02: Horizontal (Average)



Note:

1. All readings above 1GHz are performed with peak and/or average measurements as necessary.
2. Peak measurements: RBW = 1MHz, VBW = 3 MHz, Sweep: Auto.
3. Average measurements: RBW = 1MHz, VBW = 10 Hz, Sweep: Auto.
4. “ * ”, means this data is the worst emission level.
5. Measurement Level = Reading Level + Correct Factor.
6. The average measurement was not performed when the peak measured data under the limit of average detection.

Product : Intel® Dual Band Wireless-AC 7260
 Test Item : Band Edge
 Test Site : No.3 OATS
 Test Mode : Mode 4: Transmit - 802.11n-20BW_14.4Mbps(2.4G Band)_ANT2) (2417Mhz)

RF Radiated Measurement (Vertical):

Channel No.	Frequency (MHz)	Correct Factor (dB)	Reading Level (dBuV)	Emission Level (dBuV/m)	Peak Limit (dBuV/m)	Average Limit (dBuV/m)	Result
02 (Peak)	2390.000	32.267	27.477	59.744	74.00	54.00	Pass
02 (Peak)	2400.000	32.241	42.991	75.232	--	--	--
02 (Peak)	2419.500	32.283	68.490	100.773	--	--	--
02 (Average)	2390.000	32.267	16.956	49.223	74.00	54.00	Pass
02 (Average)	2400.000	32.241	29.701	61.942	--	--	--
02 (Average)	2424.200	32.305	58.025	90.329	--	--	--

Figure Channel 02: Vertical (Peak)

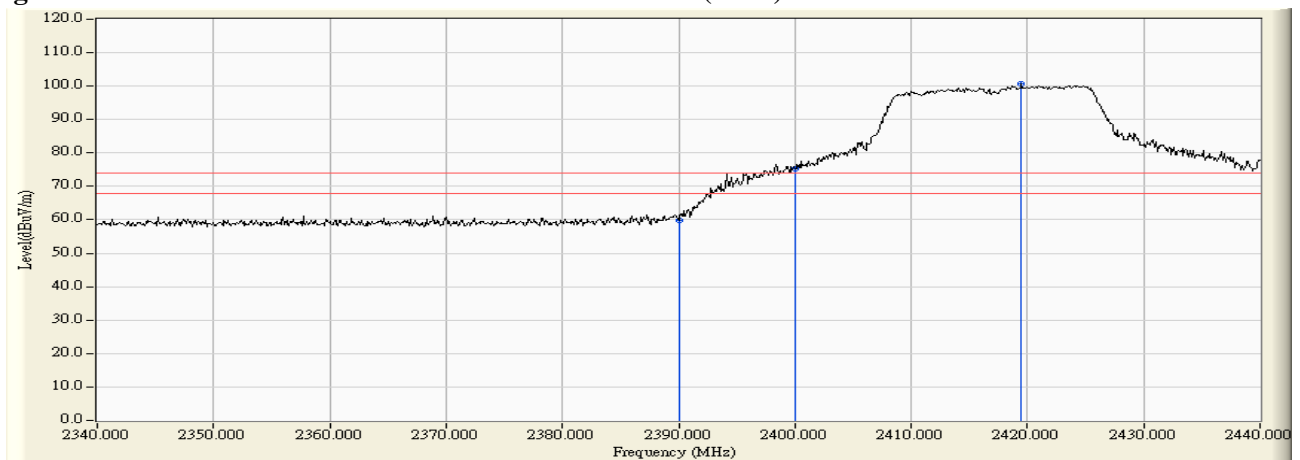
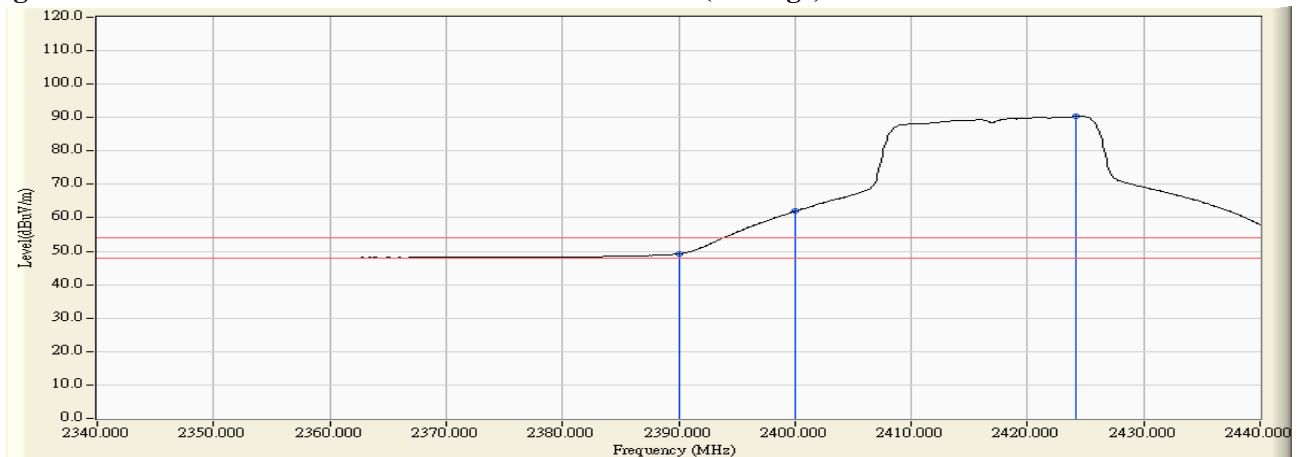


Figure Channel 02: Vertical (Average)



Note:

1. All readings above 1GHz are performed with peak and/or average measurements as necessary.
2. Peak measurements: RBW = 1MHz, VBW = 3 MHz, Sweep: Auto.
3. Average measurements: RBW = 1MHz, VBW = 10 Hz, Sweep: Auto.
4. “ * ”, means this data is the worst emission level.
5. Measurement Level = Reading Level + Correct Factor.
6. The average measurement was not performed when the peak measured data under the limit of average detection.

Product : Intel® Dual Band Wireless-AC 7260
 Test Item : Band Edge
 Test Site : No.3 OATS
 Test Mode : Mode 4: Transmit - 802.11n-20BW_14.4Mbps(2.4G Band)_ANT2) (2457Mhz)

RF Radiated Measurement (Horizontal):

Channel No.	Frequency (MHz)	Correct Factor (dB)	Reading Level (dBuV)	Emission Level (dBuV/m)	Peak Limit (dBuV/m)	Average Limit (dBuV/m)	Result
10 (Peak)	2460.700	33.890	72.166	106.055	--	--	--
10 (Peak)	2483.500	33.951	37.619	71.569	74.00	54.00	Pass
10 (Peak)	2484.100	33.951	39.524	73.475	74.00	54.00	Pass
10 (Average)	2461.000	33.890	61.772	95.662	--	--	--
10 (Average)	2483.500	33.951	19.456	53.406	74.00	54.00	Pass

Figure Channel 10: Horizontal (Peak)

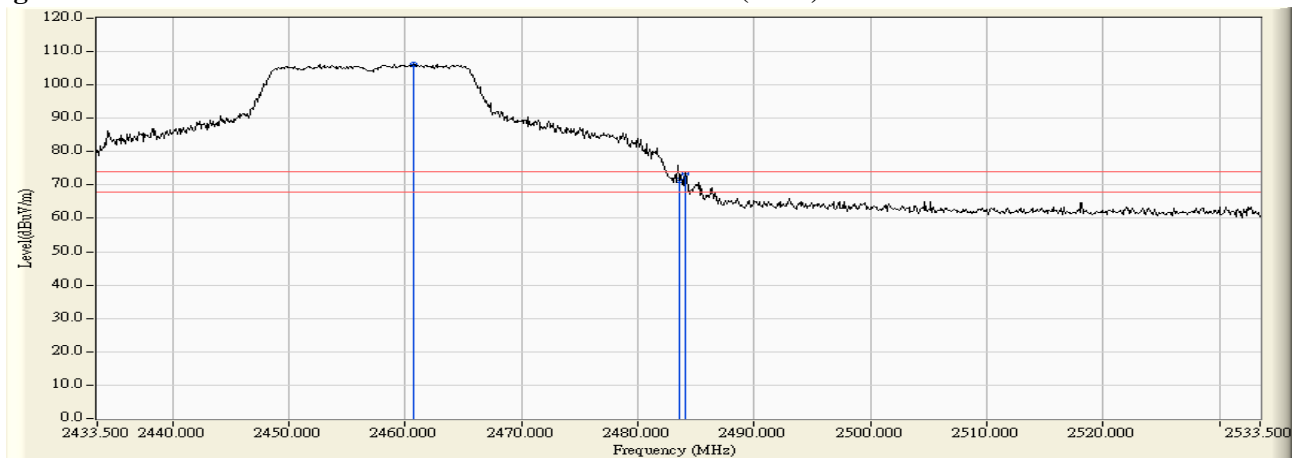
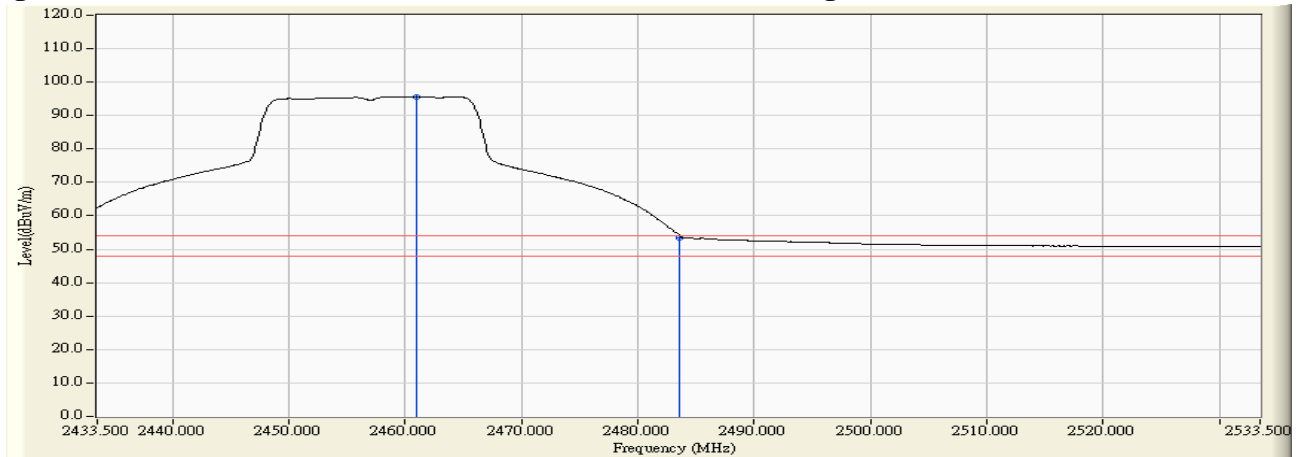


Figure Channel 10: Horizontal (Average)



Note:

1. All readings above 1GHz are performed with peak and/or average measurements as necessary.
2. Peak measurements: RBW = 1MHz, VBW = 3 MHz, Sweep: Auto.
3. Average measurements: RBW = 1MHz, VBW = 10 Hz, Sweep: Auto.
4. “ * ”, means this data is the worst emission level.
5. Measurement Level = Reading Level + Correct Factor.
6. The average measurement was not performed when the peak measured data under the limit of average detection.

Product : Intel® Dual Band Wireless-AC 7260
 Test Item : Band Edge
 Test Site : No.3 OATS
 Test Mode : Mode 4: Transmit - 802.11n-20BW_14.4Mbps(2.4G Band)_ANT2) (2457Mhz)

RF Radiated Measurement (Vertical):

Channel No.	Frequency (MHz)	Correct Factor (dB)	Reading Level (dBuV)	Emission Level (dBuV/m)	Peak Limit (dBuV/m)	Average Limit (dBuV/m)	Result
10 (Peak)	2455.900	32.451	68.227	100.678	--	--	--
10 (Peak)	2483.500	32.586	28.725	61.310	74.00	54.00	Pass
10 (Average)	2453.500	32.440	58.031	90.471	--	--	--
10 (Average)	2483.500	32.586	17.214	49.799	74.00	54.00	Pass

Figure Channel 10: Vertical (Peak)

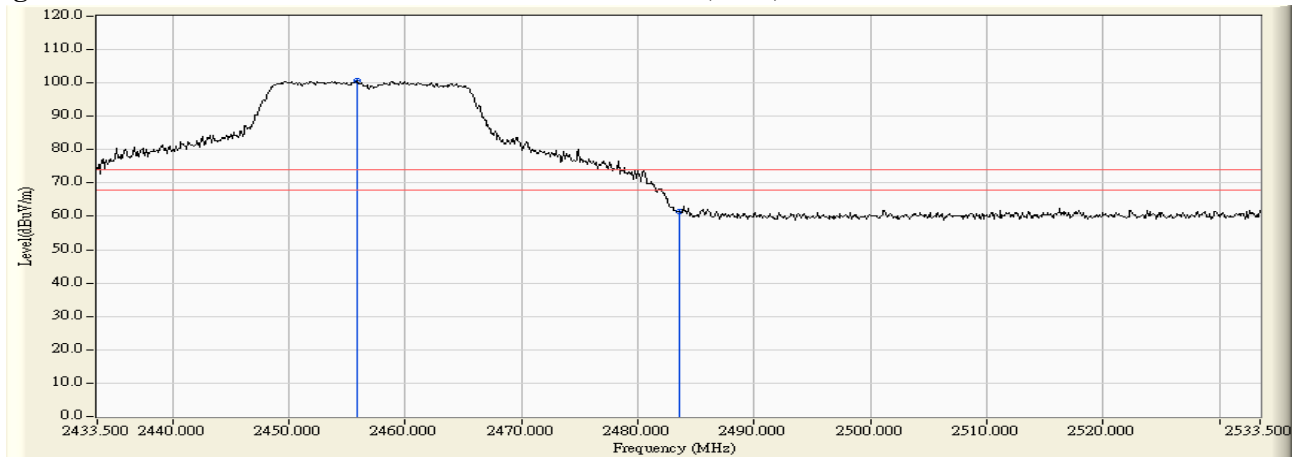
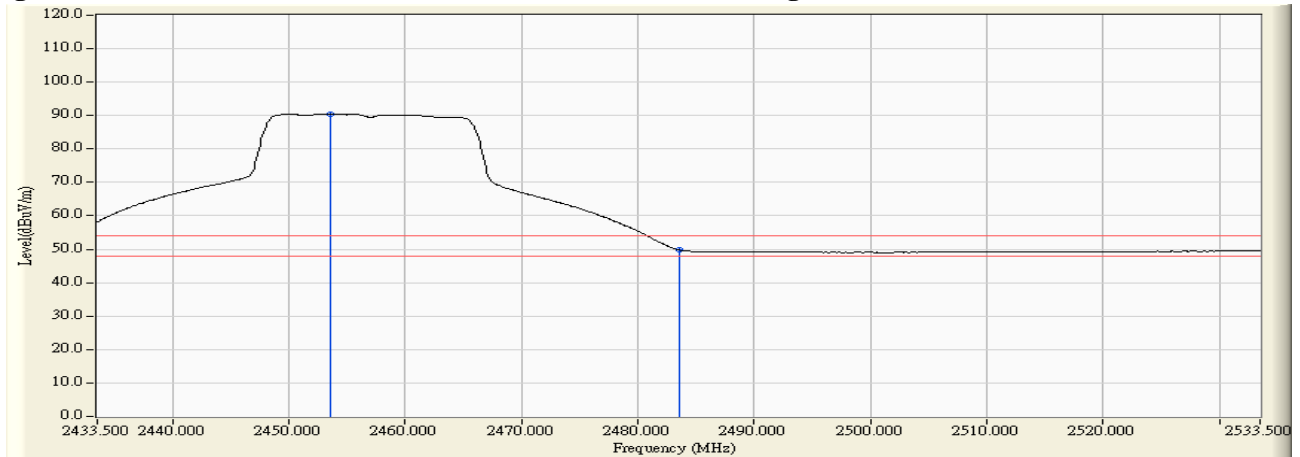


Figure Channel 10: Vertical (Average)



Note:

1. All readings above 1GHz are performed with peak and/or average measurements as necessary.
2. Peak measurements: RBW = 1MHz, VBW = 3 MHz, Sweep: Auto.
3. Average measurements: RBW = 1MHz, VBW = 10 Hz, Sweep: Auto.
4. “ * ”, means this data is the worst emission level.
5. Measurement Level = Reading Level + Correct Factor.
6. The average measurement was not performed when the peak measured data under the limit of average detection.

Product : Intel® Dual Band Wireless-AC 7260
 Test Item : Band Edge
 Test Site : No.3 OATS
 Test Mode : Mode 4: Transmit - 802.11n-20BW_14.4Mbps(2.4G Band)_ANT2) (2462Mhz)

RF Radiated Measurement (Horizontal):

Channel No.	Frequency (MHz)	Correct Factor (dB)	Reading Level (dBuV)	Emission Level (dBuV/m)	Peak Limit (dBuV/m)	Average Limit (dBuV/m)	Result
11 (Peak)	2466.800	33.905	69.477	103.382	--	--	--
11 (Peak)	2483.500	33.951	33.944	67.894	74.00	54.00	Pass
11 (Peak)	2485.200	33.954	35.902	69.856	74.00	54.00	Pass
11 (Average)	2466.000	33.903	58.905	92.808	--	--	--
11 (Average)	2483.500	33.951	19.061	53.011	74.00	54.00	Pass

Figure Channel 11: Horizontal (Peak)

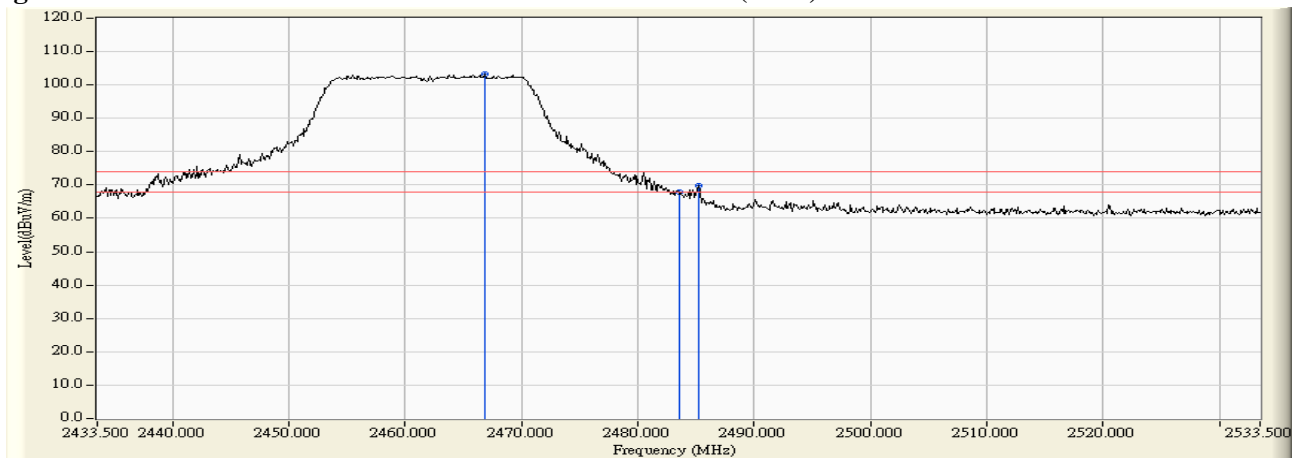
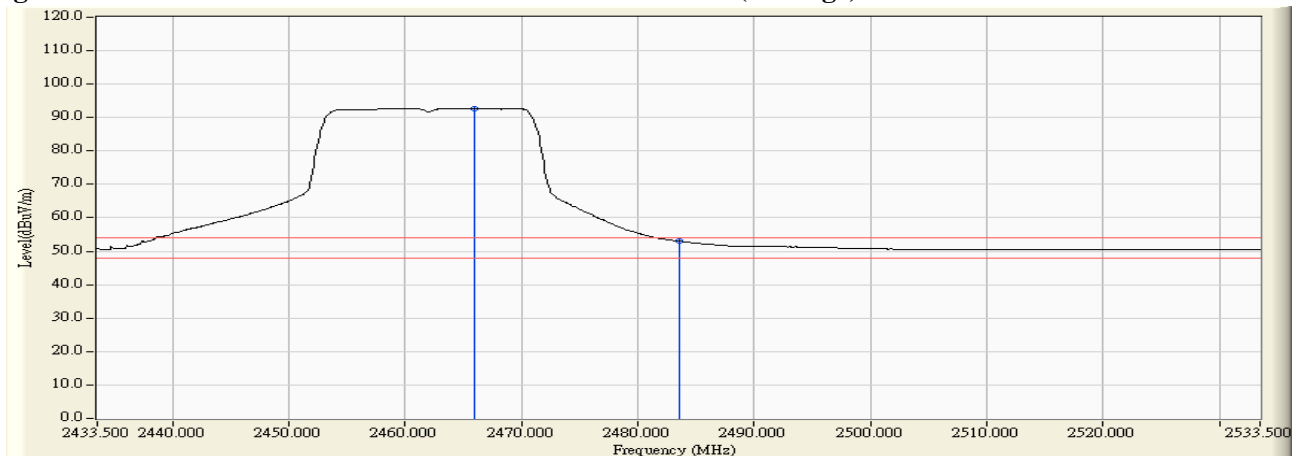


Figure Channel 11: Horizontal (Average)



Note:

1. All readings above 1GHz are performed with peak and/or average measurements as necessary.
2. Peak measurements: RBW = 1MHz, VBW = 3 MHz, Sweep: Auto.
3. Average measurements: RBW = 1MHz, VBW = 10 Hz, Sweep: Auto.
4. “ * ”, means this data is the worst emission level.
5. Measurement Level = Reading Level + Correct Factor.
6. The average measurement was not performed when the peak measured data under the limit of average detection.

Product : Intel® Dual Band Wireless-AC 7260
 Test Item : Band Edge
 Test Site : No.3 OATS
 Test Mode : Mode 4: Transmit - 802.11n-20BW_14.4Mbps(2.4G Band)_ANT2) (2462Mhz)

RF Radiated Measurement (Vertical):

Channel No.	Frequency (MHz)	Correct Factor (dB)	Reading Level (dBuV)	Emission Level (dBuV/m)	Peak Limit (dBuV/m)	Average Limit (dBuV/m)	Result
11 (Peak)	2456.800	32.455	67.281	99.736	--	--	--
11 (Peak)	2483.500	32.586	34.271	66.856	74.00	54.00	Pass
11 (Peak)	2485.000	32.592	35.732	68.324	74.00	54.00	Pass
11 (Average)	2454.900	32.446	56.575	89.021	--	--	--
11 (Average)	2483.500	32.586	19.342	51.927	74.00	54.00	Pass

Figure Channel 11: Vertical (Peak)

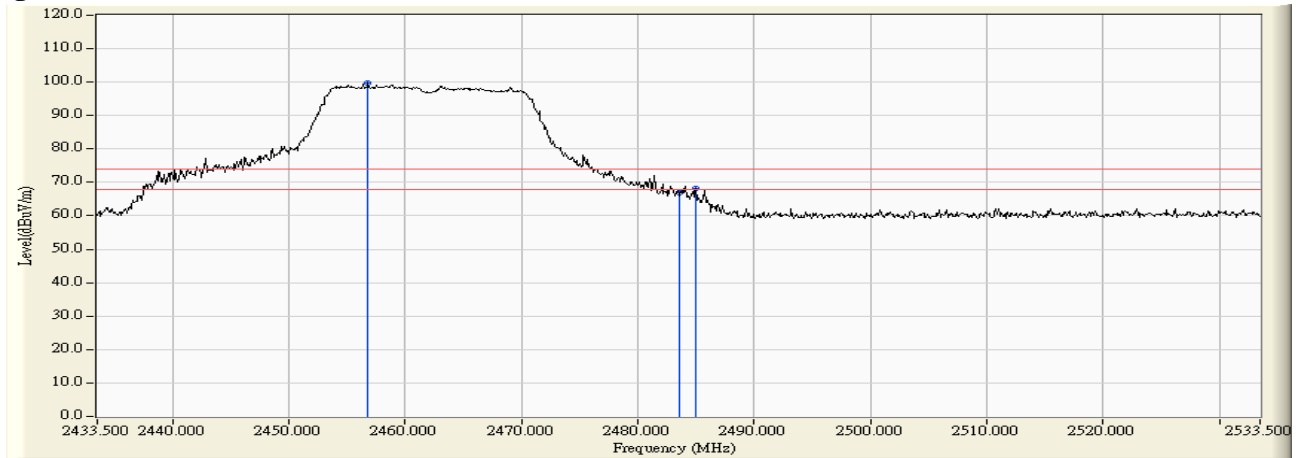
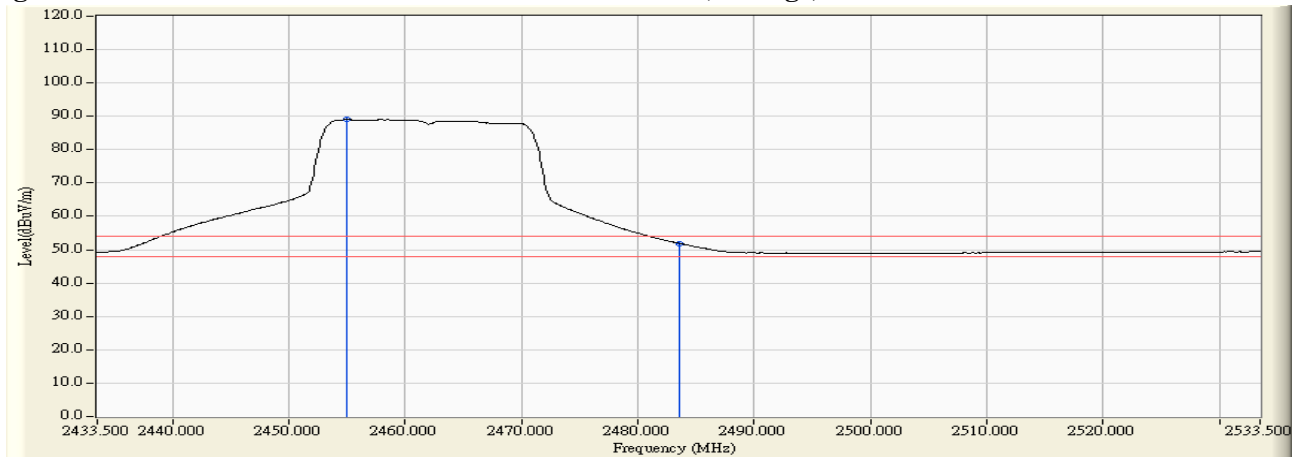


Figure Channel 11: Vertical (Average)



Note:

1. All readings above 1GHz are performed with peak and/or average measurements as necessary.
2. Peak measurements: RBW = 1MHz, VBW = 3 MHz, Sweep: Auto.
3. Average measurements: RBW = 1MHz, VBW = 10 Hz, Sweep: Auto.
4. “ * ”, means this data is the worst emission level.
5. Measurement Level = Reading Level + Correct Factor.
6. The average measurement was not performed when the peak measured data under the limit of average detection.

Product : Intel® Dual Band Wireless-AC 7260
 Test Item : Band Edge
 Test Site : No.3 OATS
 Test Mode : Mode 4: Transmit - 802.11n-20BW_14.4Mbps(2.4G Band)_ANT1+ANT2
 (2412Mhz)

RF Radiated Measurement (Horizontal):

Channel No.	Frequency (MHz)	Correct Factor (dB)	Reading Level (dBuV)	Emission Level (dBuV/m)	Peak Limit (dBuV/m)	Average Limit (dBuV/m)	Result
01 (Peak)	2390.000	33.739	27.212	60.951	74.00	54.00	Pass
01 (Peak)	2400.000	33.752	38.318	72.069	74.00	54.00	Pass
01 (Peak)	2418.400	33.787	64.916	98.703	--	--	--
01 (Average)	2390.000	33.739	16.647	50.386	74.00	54.00	Pass
01 (Average)	2400.000	33.752	23.376	57.127	--	--	--
01 (Average)	2419.400	33.790	53.345	87.134	--	--	--

Figure Channel 01: Horizontal (Peak)

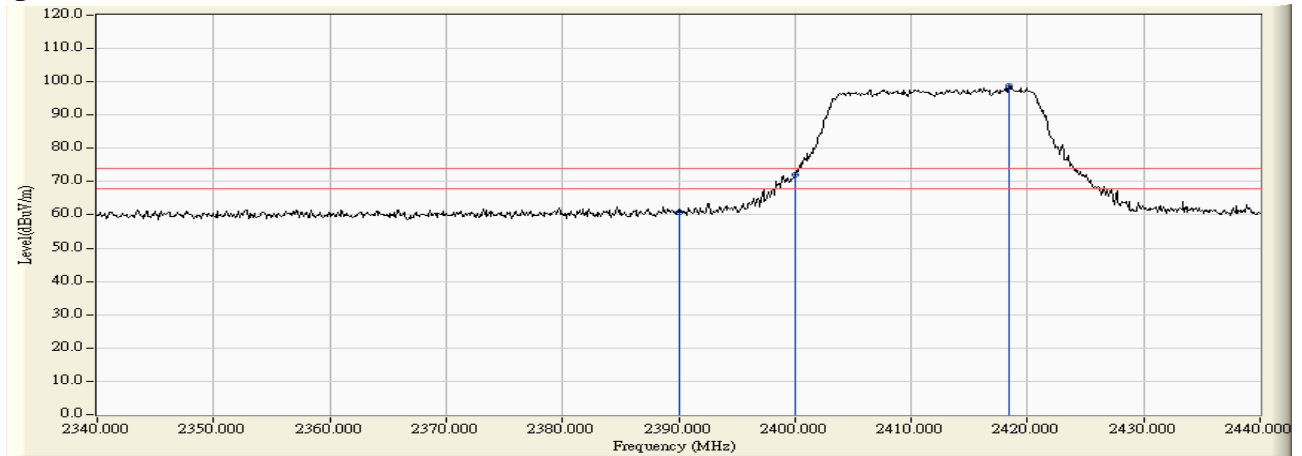
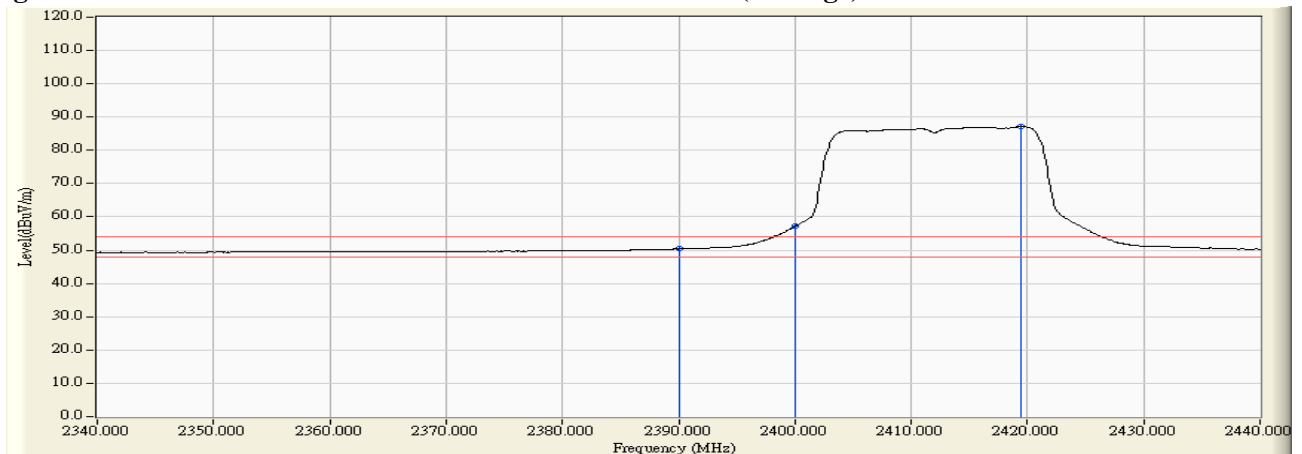


Figure Channel 01: Horizontal (Average)



Note:

1. All readings above 1GHz are performed with peak and/or average measurements as necessary.
2. Peak measurements: RBW = 1MHz, VBW = 3 MHz, Sweep: Auto.
3. Average measurements: RBW = 1MHz, VBW = 10 Hz, Sweep: Auto.
4. “ * ”, means this data is the worst emission level.
5. Measurement Level = Reading Level + Correct Factor.
6. The average measurement was not performed when the peak measured data under the limit of average detection.

Product : Intel® Dual Band Wireless-AC 7260
 Test Item : Band Edge
 Test Site : No.3 OATS
 Test Mode : Mode 4: Transmit - 802.11n-20BW_14.4Mbps(2.4G Band)_ANT1+ANT2
 (2412Mhz)

RF Radiated Measurement (Vertical):

Channel No.	Frequency (MHz)	Correct Factor (dB)	Reading Level (dBuV)	Emission Level (dBuV/m)	Peak Limit (dBuV/m)	Average Limit (dBuV/m)	Result
01 (Peak)	2384.100	32.308	30.211	62.519	74.00	54.00	Pass
01 (Peak)	2390.000	32.267	28.275	60.542	74.00	54.00	Pass
01 (Peak)	2400.000	32.241	46.378	78.619	--	--	Pass
01 (Peak)	2418.400	32.277	70.379	102.657	--	--	Pass
01 (Average)	2390.000	32.267	18.172	50.439	74.00	54.00	Pass
01 (Average)	2400.000	32.241	27.806	60.047	--	--	Pass
01 (Average)	2408.300	32.244	58.018	90.261	--	--	Pass

Figure Channel 01: Vertical (Peak)

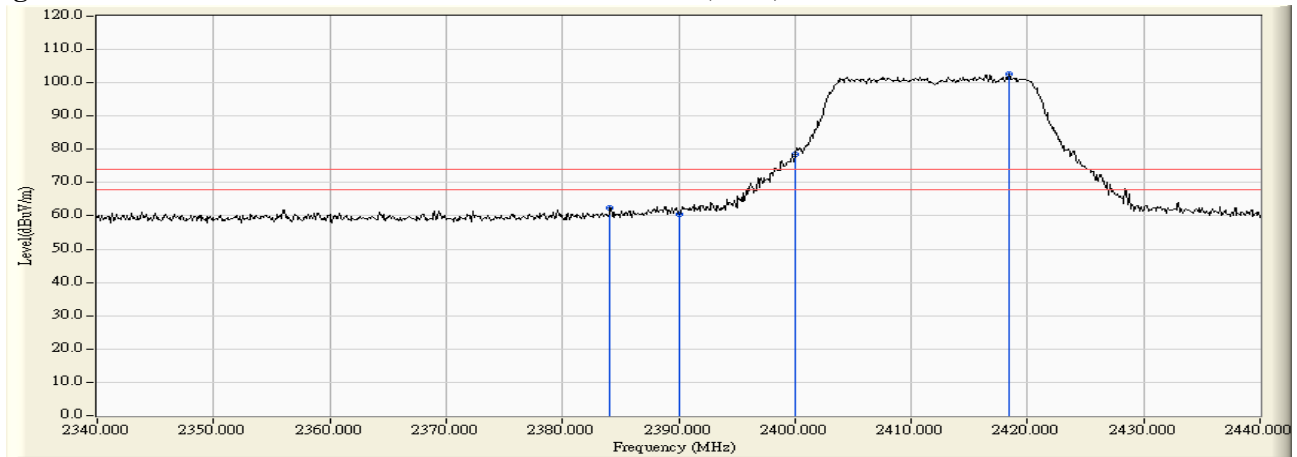
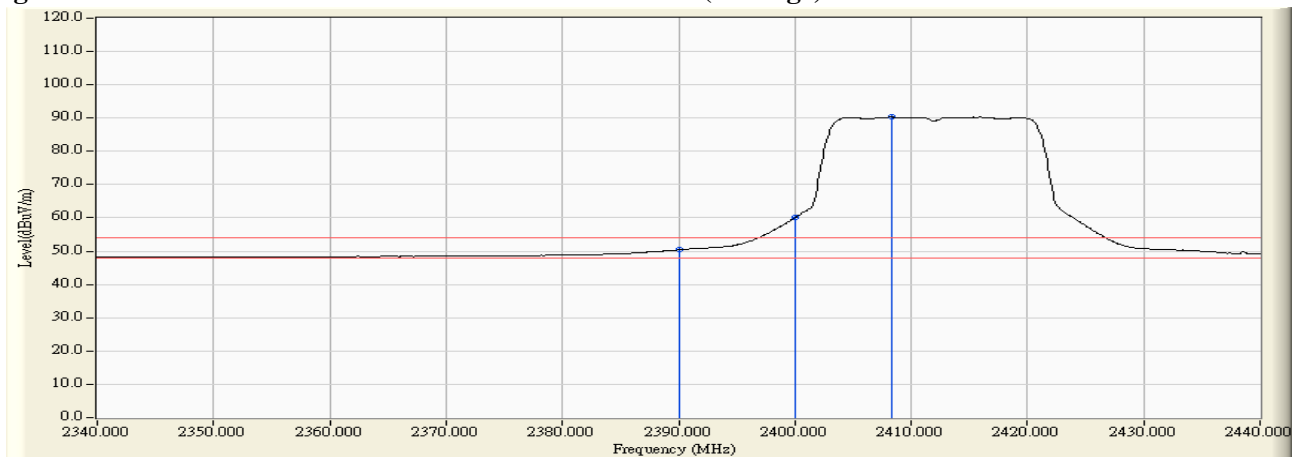


Figure Channel 01: Vertical (Average)



Note:

1. All readings above 1GHz are performed with peak and/or average measurements as necessary.
2. Peak measurements: RBW = 1MHz, VBW = 3 MHz, Sweep: Auto.
3. Average measurements: RBW = 1MHz, VBW = 10 Hz, Sweep: Auto.
4. “ * ”, means this data is the worst emission level.
5. Measurement Level = Reading Level + Correct Factor.
6. The average measurement was not performed when the peak measured data under the limit of average detection.

Product : Intel® Dual Band Wireless-AC 7260
 Test Item : Band Edge
 Test Site : No.3 OATS
 Test Mode : Mode 4: Transmit - 802.11n-20BW_14.4Mbps(2.4G Band)_ANT1+ANT2
 (2417Mhz)

RF Radiated Measurement (Horizontal):

Channel No.	Frequency (MHz)	Correct Factor (dB)	Reading Level (dBuV)	Emission Level (dBuV/m)	Peak Limit (dBuV/m)	Average Limit (dBuV/m)	Result
02 (Peak)	2378.200	33.729	28.738	62.467	74.00	54.00	Pass
02 (Peak)	2390.000	33.739	28.156	61.895	74.00	54.00	Pass
02 (Peak)	2400.000	33.752	28.573	62.324	--	--	--
02 (Peak)	2420.900	33.793	66.886	100.679	--	--	--
02 (Average)	2390.000	33.739	16.350	50.089	74.00	54.00	Pass
02 (Average)	2400.000	33.752	17.916	51.667	--	--	--
02 (Average)	2424.200	33.802	55.510	89.311	--	--	--

Figure Channel 02: Horizontal (Peak)

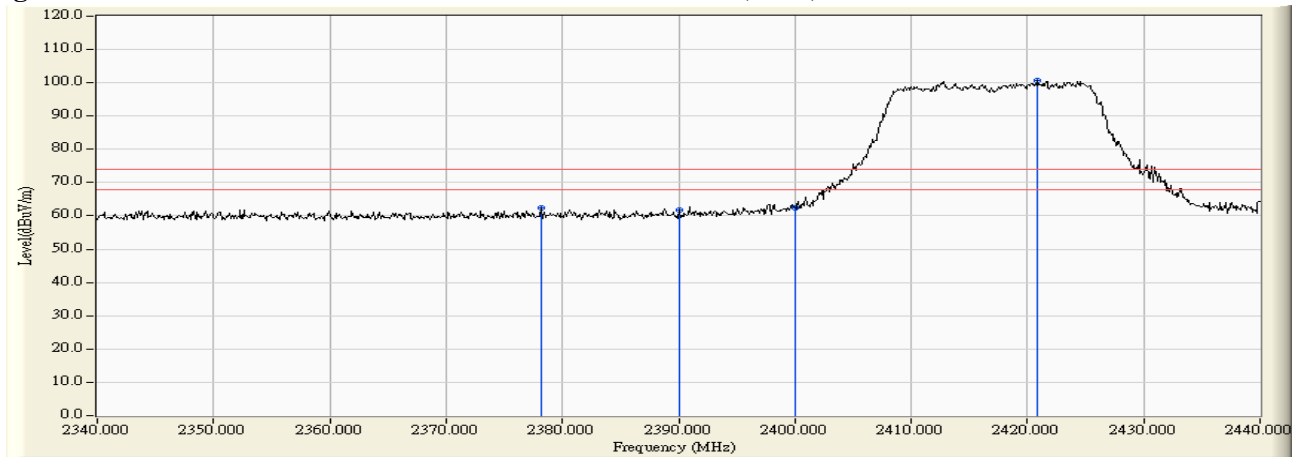
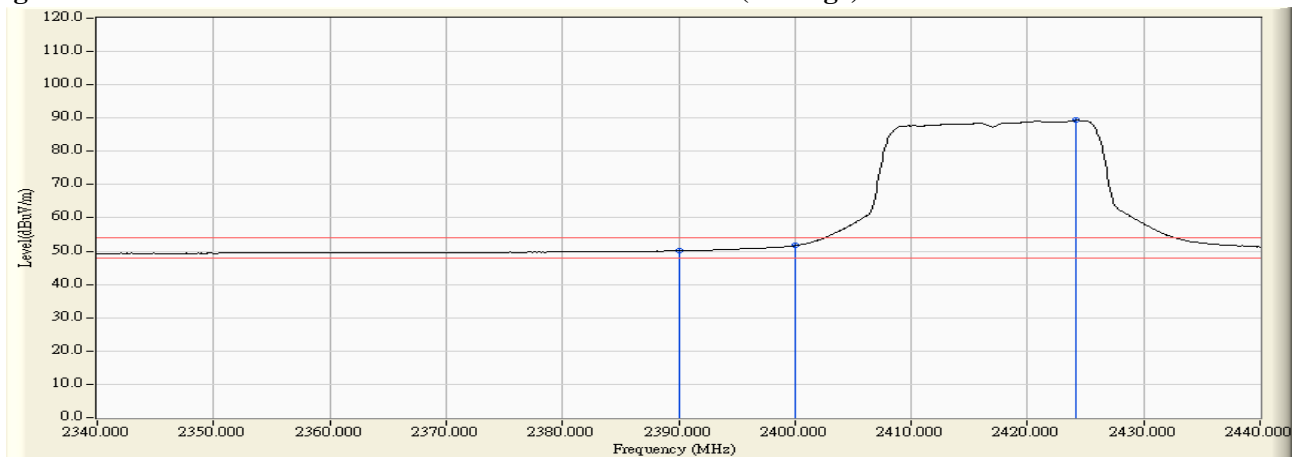


Figure Channel 02: Horizontal (Average)



Note:

1. All readings above 1GHz are performed with peak and/or average measurements as necessary.
2. Peak measurements: RBW = 1MHz, VBW = 3 MHz, Sweep: Auto.
3. Average measurements: RBW = 1MHz, VBW = 10 Hz, Sweep: Auto.
4. “ * ”, means this data is the worst emission level.
5. Measurement Level = Reading Level + Correct Factor.
6. The average measurement was not performed when the peak measured data under the limit of average detection.

Product : Intel® Dual Band Wireless-AC 7260
 Test Item : Band Edge
 Test Site : No.3 OATS
 Test Mode : Mode 4: Transmit - 802.11n-20BW_14.4Mbps(2.4G Band)_ANT1+ANT2
 (2417Mhz)

RF Radiated Measurement (Vertical):

Channel No.	Frequency (MHz)	Correct Factor (dB)	Reading Level (dBuV)	Emission Level (dBuV/m)	Peak Limit (dBuV/m)	Average Limit (dBuV/m)	Result
02 (Peak)	2378.200	32.349	29.060	61.409	74.00	54.00	Pass
02 (Peak)	2390.000	32.267	28.650	60.917	74.00	54.00	Pass
02 (Peak)	2400.000	32.241	32.939	65.180	--	--	--
02 (Peak)	2415.000	32.263	72.038	104.300	--	--	--
02 (Average)	2390.000	32.267	17.555	49.822	74.00	54.00	Pass
02 (Average)	2400.000	32.241	21.384	53.625	--	--	--
02 (Average)	2413.200	32.254	59.974	92.228	--	--	--

Figure Channel 02: Vertical (Peak)

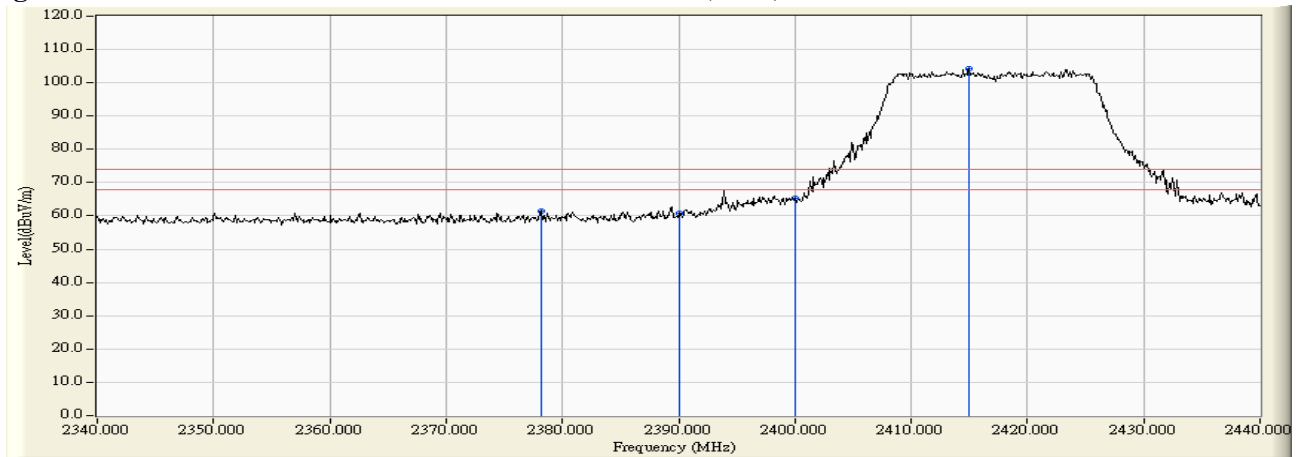
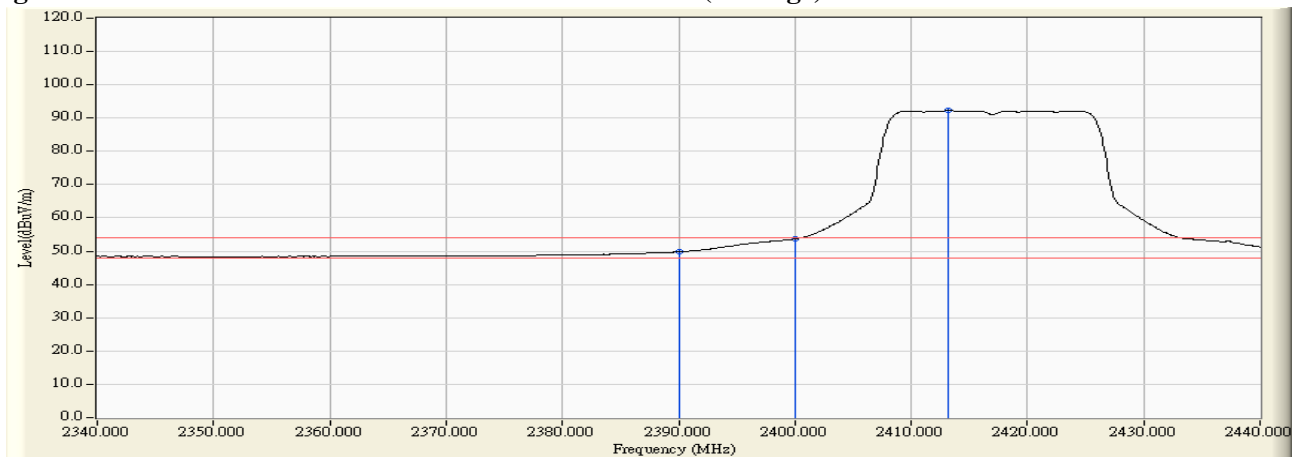


Figure Channel 02: Vertical (Average)



Note:

1. All readings above 1GHz are performed with peak and/or average measurements as necessary.
2. Peak measurements: RBW = 1MHz, VBW = 3 MHz, Sweep: Auto.
3. Average measurements: RBW = 1MHz, VBW = 10 Hz, Sweep: Auto.
4. “ * ”, means this data is the worst emission level.
5. Measurement Level = Reading Level + Correct Factor.
6. The average measurement was not performed when the peak measured data under the limit of average detection.

Product : Intel® Dual Band Wireless-AC 7260
 Test Item : Band Edge
 Test Site : No.3 OATS
 Test Mode : Mode 4: Transmit - 802.11n-20BW_14.4Mbps(2.4G Band)_ANT1+ANT2
 (2457Mhz)

RF Radiated Measurement (Horizontal):

Channel No.	Frequency (MHz)	Correct Factor (dB)	Reading Level (dBuV)	Emission Level (dBuV/m)	Peak Limit (dBuV/m)	Average Limit (dBuV/m)	Result
10 (Peak)	2452.400	33.868	68.441	102.309	--	--	--
10 (Peak)	2483.500	33.951	28.106	62.056	74.00	54.00	Pass
10 (Peak)	2500.300	33.961	29.582	63.543	74.00	54.00	Pass
10 (Average)	2453.200	33.870	56.895	90.765	--	--	--
10 (Average)	2483.500	33.951	17.019	50.969	74.00	54.00	Pass

Figure Channel 10: Horizontal (Peak)

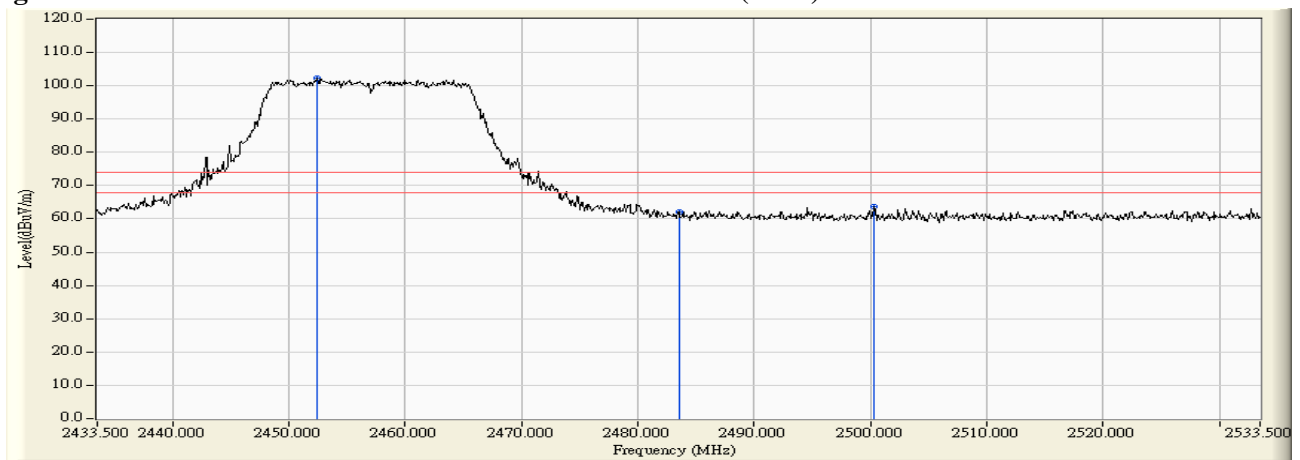
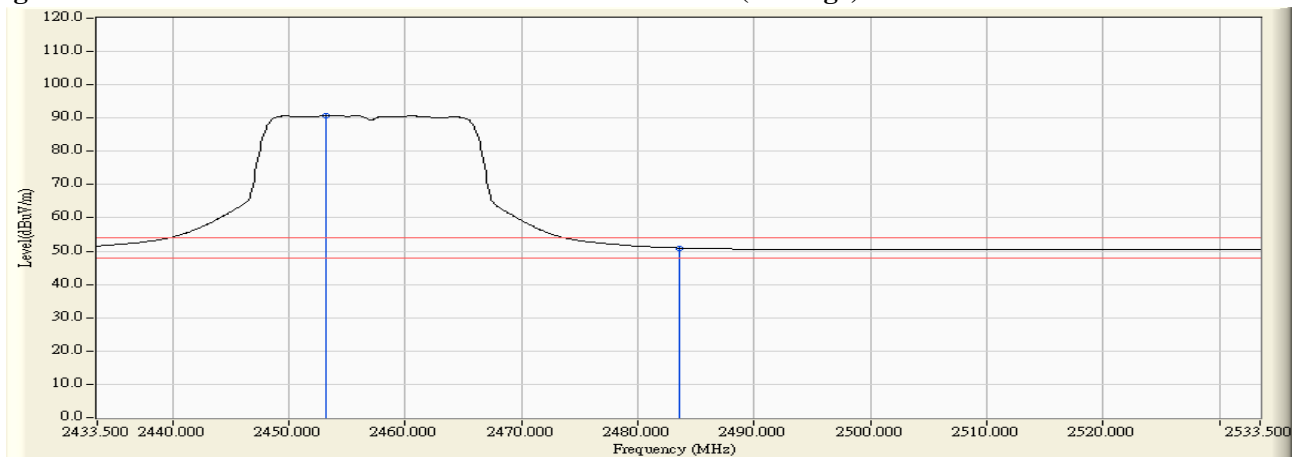


Figure Channel 10: Horizontal (Average)



Note:

1. All readings above 1GHz are performed with peak and/or average measurements as necessary.
2. Peak measurements: RBW = 1MHz, VBW = 3 MHz, Sweep: Auto.
3. Average measurements: RBW = 1MHz, VBW = 10 Hz, Sweep: Auto.
4. “ * ”, means this data is the worst emission level.
5. Measurement Level = Reading Level + Correct Factor.
6. The average measurement was not performed when the peak measured data under the limit of average detection.

Product : Intel® Dual Band Wireless-AC 7260
 Test Item : Band Edge
 Test Site : No.3 OATS
 Test Mode : Mode 4: Transmit - 802.11n-20BW_14.4Mbps(2.4G Band)_ANT1+ANT2
 (2457Mhz)

RF Radiated Measurement (Vertical):

Channel No.	Frequency (MHz)	Correct Factor (dB)	Reading Level (dBuV)	Emission Level (dBuV/m)	Peak Limit (dBuV/m)	Average Limit (dBuV/m)	Result
10 (Peak)	2452.700	32.436	72.079	104.515	--	--	--
10 (Peak)	2483.500	32.586	28.015	60.600	74.00	54.00	Pass
10 (Peak)	2485.500	32.595	30.322	62.917	74.00	54.00	Pass
10 (Average)	2453.400	32.438	60.410	92.849	--	--	--
10 (Average)	2483.500	32.586	17.606	50.191	74.00	54.00	Pass

Figure Channel 10: Vertical (Peak)

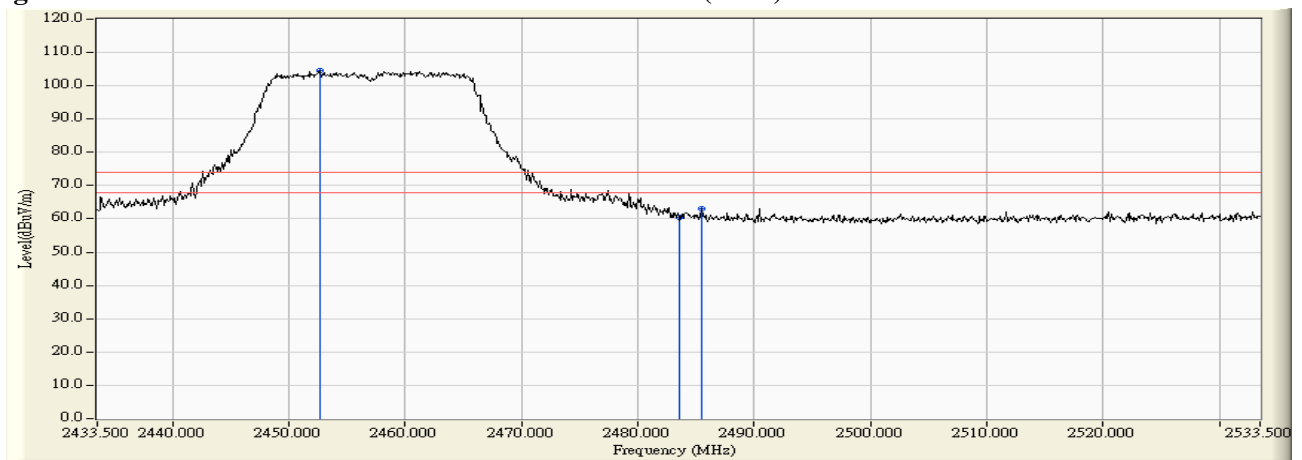
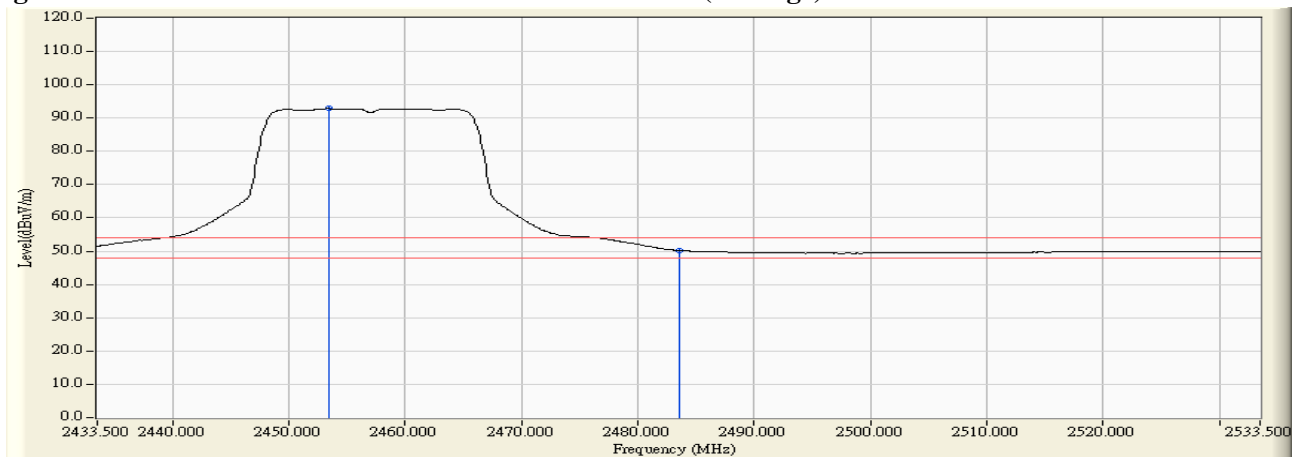


Figure Channel 10: Vertical (Average)



Note:

1. All readings above 1GHz are performed with peak and/or average measurements as necessary.
2. Peak measurements: RBW = 1MHz, VBW = 3 MHz, Sweep: Auto.
3. Average measurements: RBW = 1MHz, VBW = 10 Hz, Sweep: Auto.
4. “ * ”, means this data is the worst emission level.
5. Measurement Level = Reading Level + Correct Factor.
6. The average measurement was not performed when the peak measured data under the limit of average detection.

Product : Intel® Dual Band Wireless-AC 7260
 Test Item : Band Edge
 Test Site : No.3 OATS
 Test Mode : Mode 4: Transmit - 802.11n-20BW_14.4Mbps(2.4G Band)_ANT1+ANT2
 (2462Mhz)

RF Radiated Measurement (Horizontal):

Channel No.	Frequency (MHz)	Correct Factor (dB)	Reading Level (dBuV)	Emission Level (dBuV/m)	Peak Limit (dBuV/m)	Average Limit (dBuV/m)	Result
11 (Peak)	2459.800	33.887	67.169	101.056	--	--	--
11 (Peak)	2483.500	33.951	26.586	60.536	74.00	54.00	Pass
11 (Peak)	2493.600	33.977	29.166	63.142	74.00	54.00	Pass
11 (Average)	2454.500	33.874	55.743	89.617	--	--	--
11 (Average)	2483.500	33.951	17.096	51.046	74.00	54.00	Pass

Figure Channel 11: Horizontal (Peak)

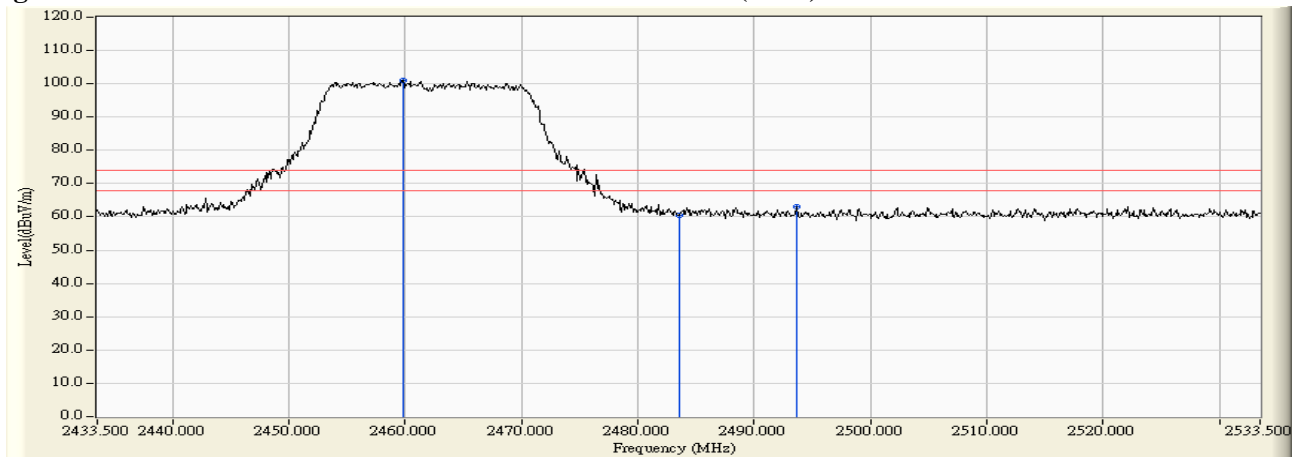
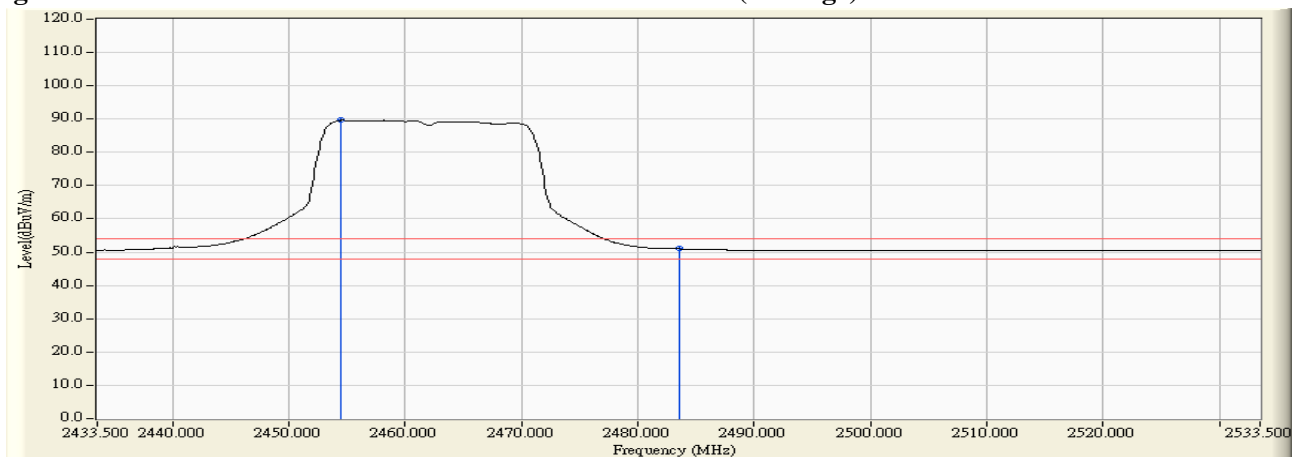


Figure Channel 11: Horizontal (Average)



Note:

1. All readings above 1GHz are performed with peak and/or average measurements as necessary.
2. Peak measurements: RBW = 1MHz, VBW = 3 MHz, Sweep: Auto.
3. Average measurements: RBW = 1MHz, VBW = 10 Hz, Sweep: Auto.
4. “ * ”, means this data is the worst emission level.
5. Measurement Level = Reading Level + Correct Factor.
6. The average measurement was not performed when the peak measured data under the limit of average detection.

Product : Intel® Dual Band Wireless-AC 7260
 Test Item : Band Edge
 Test Site : No.3 OATS
 Test Mode : Mode 4: Transmit - 802.11n-20BW_14.4Mbps(2.4G Band)_ANT1+ANT2
 (2462Mhz)

RF Radiated Measurement (Vertical):

Channel No.	Frequency (MHz)	Correct Factor (dB)	Reading Level (dBuV)	Emission Level (dBuV/m)	Peak Limit (dBuV/m)	Average Limit (dBuV/m)	Result
11 (Peak)	2455.000	32.446	69.963	102.410	--	--	--
11 (Peak)	2483.500	32.586	31.828	64.413	74.00	54.00	Pass
11 (Average)	2458.200	32.462	58.039	90.501	--	--	--
11 (Average)	2483.500	32.586	18.200	50.785	74.00	54.00	Pass

Figure Channel 11: Vertical (Peak)

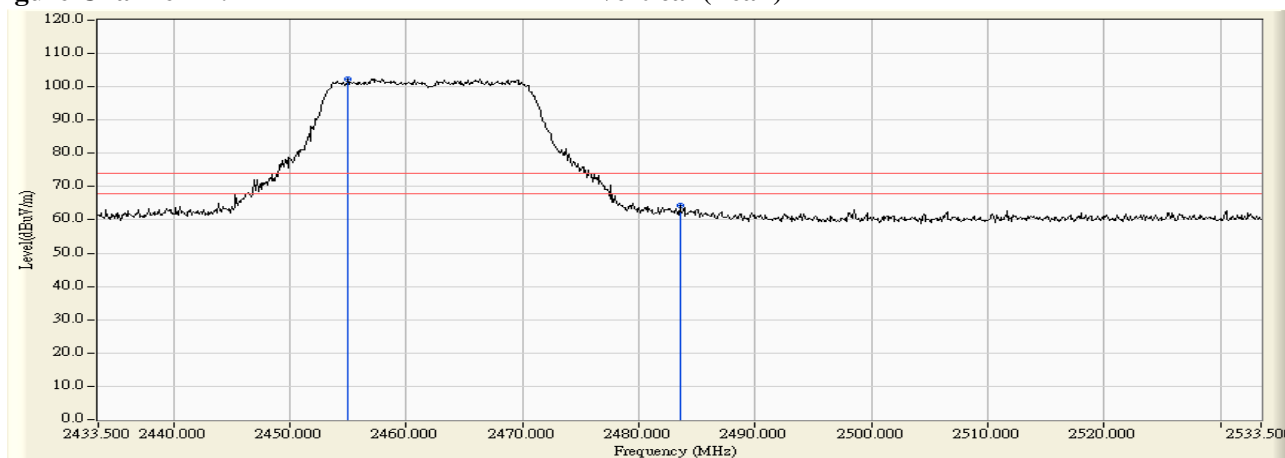
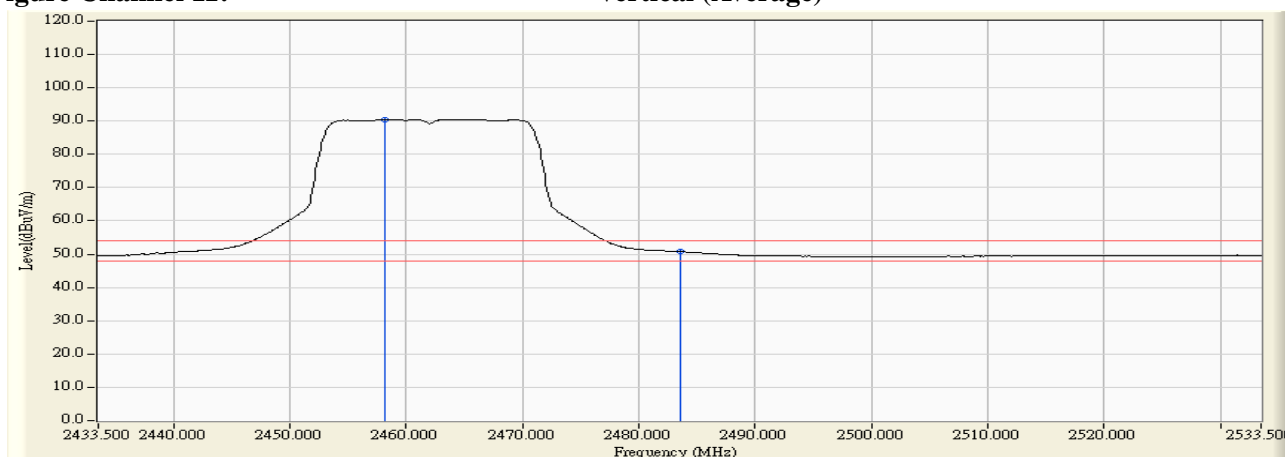


Figure Channel 11: Vertical (Average)



Note:

1. All readings above 1GHz are performed with peak and/or average measurements as necessary.
2. Peak measurements: RBW = 1MHz, VBW = 3 MHz, Sweep: Auto.
3. Average measurements: RBW = 1MHz, VBW = 10 Hz, Sweep: Auto.
4. “ * ”, means this data is the worst emission level.
5. Measurement Level = Reading Level + Correct Factor.
6. The average measurement was not performed when the peak measured data under the limit of average detection.

Product : Intel® Dual Band Wireless-AC 7260
 Test Item : Band Edge
 Test Site : No.3 OATS
 Test Mode : Mode 5: Transmit - 802.11n-40BW_30Mbps(2.4G Band)_ANT1) (2422Mhz)

RF Radiated Measurement (Horizontal):

Channel No.	Frequency (MHz)	Correct Factor (dB)	Reading Level (dBuV)	Emission Level (dBuV/m)	Peak Limit (dBuV/m)	Average Limit (dBuV/m)	Result
03 (Peak)	2386.400	33.736	30.288	64.024	74.00	54.00	Pass
03 (Peak)	2390.000	33.739	27.760	61.499	74.00	54.00	Pass
03 (Peak)	2400.000	33.752	36.449	70.200	74.00	54.00	Pass
03 (Peak)	2426.200	33.805	63.125	96.931	--	--	--
03 (Average)	2390.000	33.739	17.689	51.428	74.00	54.00	Pass
03 (Average)	2400.000	33.752	25.028	58.779	--	--	--
03 (Average)	2413.800	33.776	52.915	86.691	--	--	--

Figure Channel 01:

Horizontal (Peak)

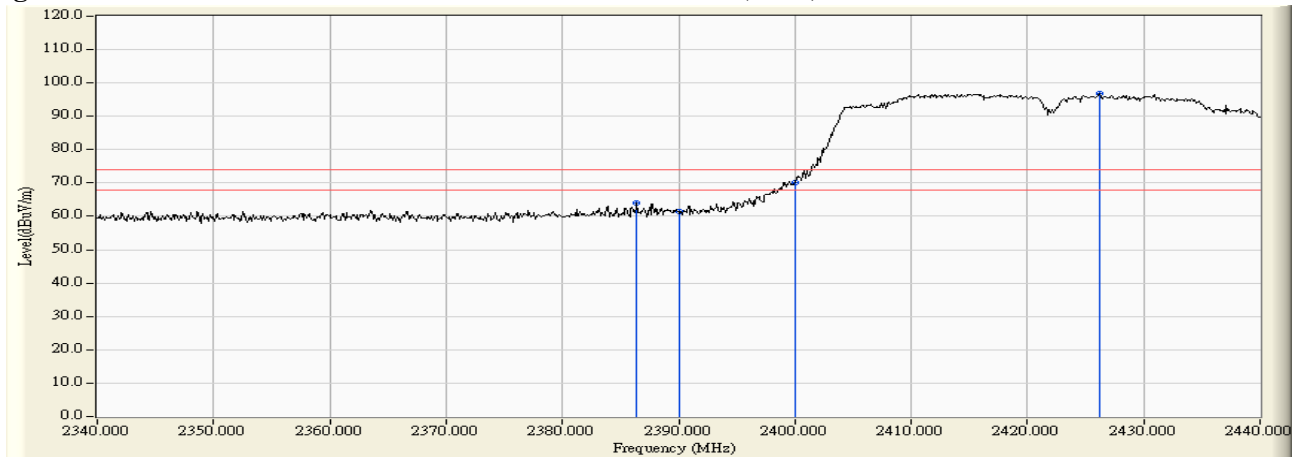
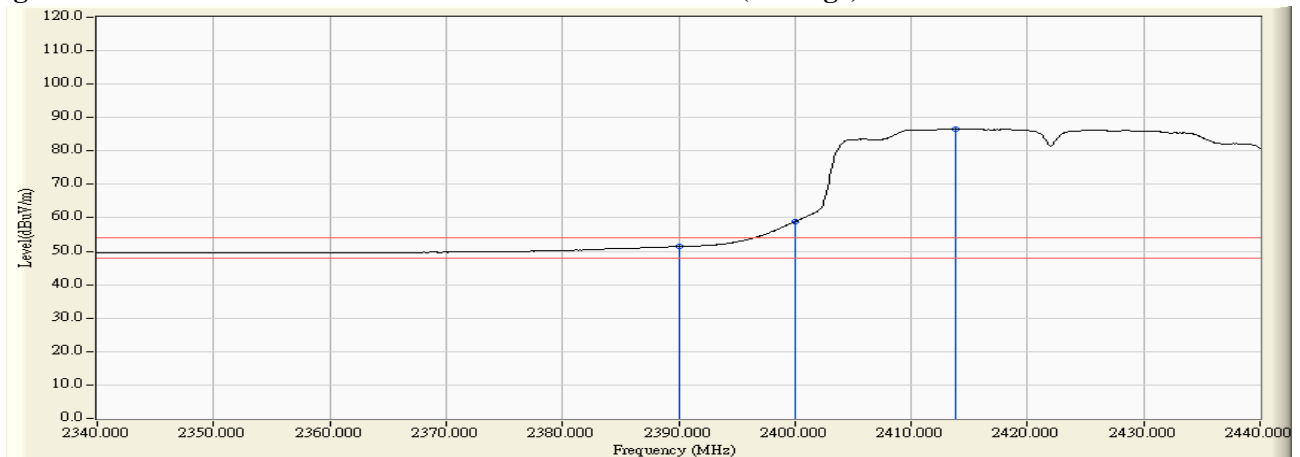


Figure Channel 01:

Horizontal (Average)



Note:

1. All readings above 1GHz are performed with peak and/or average measurements as necessary.
2. Peak measurements: RBW = 1MHz, VBW = 3 MHz, Sweep: Auto.
3. Average measurements: RBW = 1MHz, VBW = 10 Hz, Sweep: Auto.
4. “ * ”, means this data is the worst emission level.
5. Measurement Level = Reading Level + Correct Factor.
6. The average measurement was not performed when the peak measured data under the limit of average detection.

Product : Intel® Dual Band Wireless-AC 7260
 Test Item : Band Edge
 Test Site : No.3 OATS
 Test Mode : Mode 5: Transmit - 802.11n-40BW_30Mbps(2.4G Band)_ANT1) (2422Mhz)

RF Radiated Measurement (Vertical):

Channel No.	Frequency (MHz)	Correct Factor (dB)	Reading Level (dBuV)	Emission Level (dBuV/m)	Peak Limit (dBuV/m)	Average Limit (dBuV/m)	Result
03 (Peak)	2388.600	32.276	34.043	66.320	74.00	54.00	Pass
03 (Peak)	2390.000	32.267	32.630	64.897	74.00	54.00	Pass
03 (Peak)	2400.000	32.241	44.887	77.128	--	--	--
03 (Peak)	2413.800	32.257	71.310	103.567	--	--	--
03 (Average)	2390.000	32.267	20.895	53.162	74.00	54.00	Pass
03 (Average)	2400.000	32.241	31.502	63.743	--	--	--
03 (Average)	2415.300	32.264	60.630	92.894	--	--	--

Figure Channel 01: Vertical (Peak)

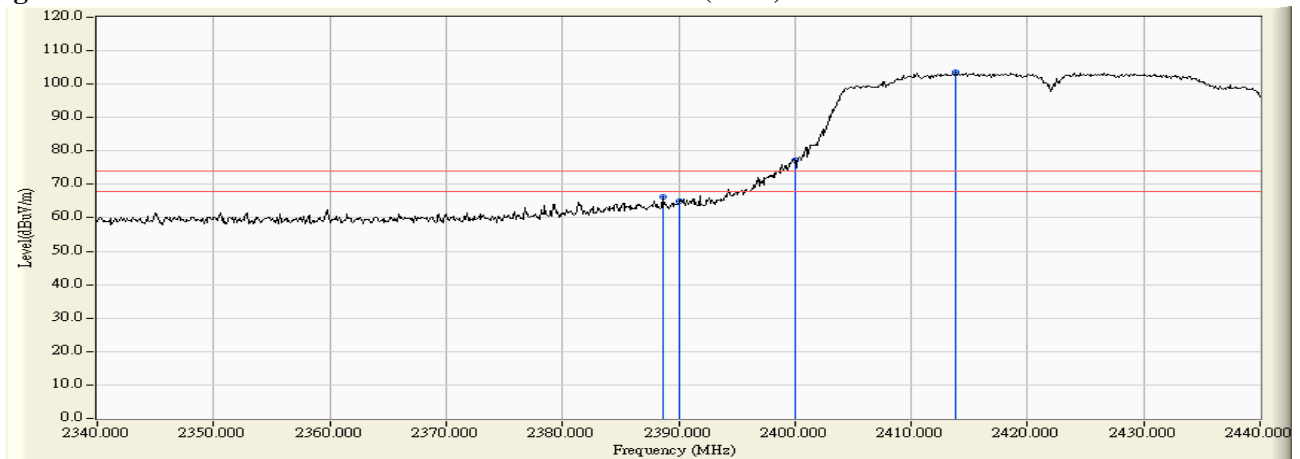
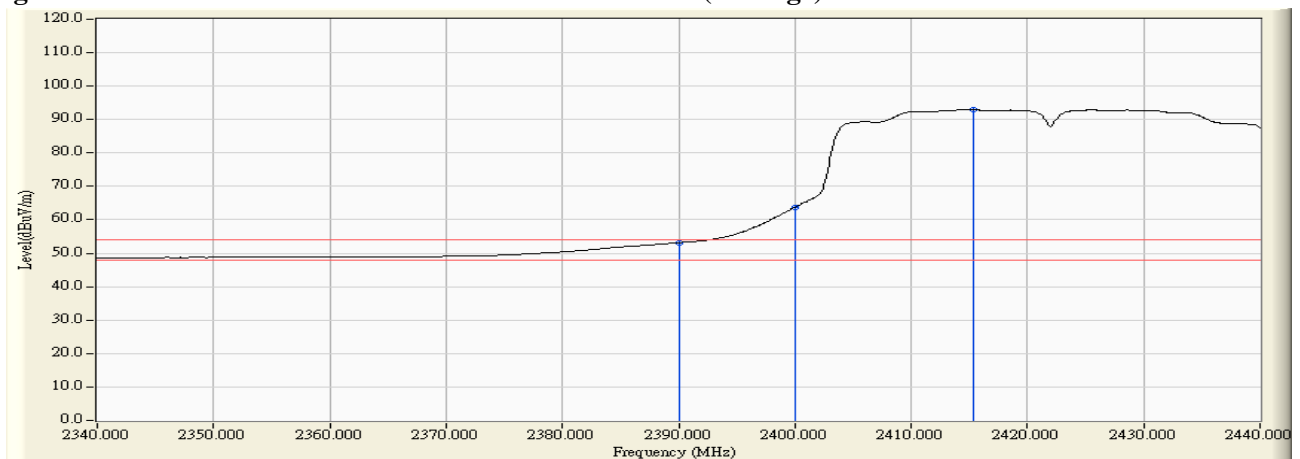


Figure Channel 01: Vertical (Average)



Note:

1. All readings above 1GHz are performed with peak and/or average measurements as necessary.
2. Peak measurements: RBW = 1MHz, VBW = 3 MHz, Sweep: Auto.
3. Average measurements: RBW = 1MHz, VBW = 10 Hz, Sweep: Auto.
4. “ * ”, means this data is the worst emission level.
5. Measurement Level = Reading Level + Correct Factor.
6. The average measurement was not performed when the peak measured data under the limit of average detection.

Product : Intel® Dual Band Wireless-AC 7260
 Test Item : Band Edge
 Test Site : No.3 OATS
 Test Mode : Mode 5: Transmit - 802.11n-40BW_30Mbps(2.4G Band)_ANT1) (2427Mhz)

RF Radiated Measurement (Horizontal):

Channel No.	Frequency (MHz)	Correct Factor (dB)	Reading Level (dBuV)	Emission Level (dBuV/m)	Peak Limit (dBuV/m)	Average Limit (dBuV/m)	Result
04 (Peak)	2384.700	33.734	30.074	63.809	74.00	54.00	Pass
04 (Peak)	2390.000	33.739	27.722	61.461	74.00	54.00	Pass
04 (Peak)	2400.000	33.752	30.866	64.617	--	--	--
04 (Peak)	2415.900	33.781	63.209	96.990	--	--	--
04 (Average)	2390.000	33.739	17.498	51.237	74.00	54.00	Pass
04 (Average)	2400.000	33.752	19.477	53.228	74.00	54.00	Pass
04 (Average)	2418.200	33.787	52.900	86.687	--	--	--

Figure Channel 04: Horizontal (Peak)

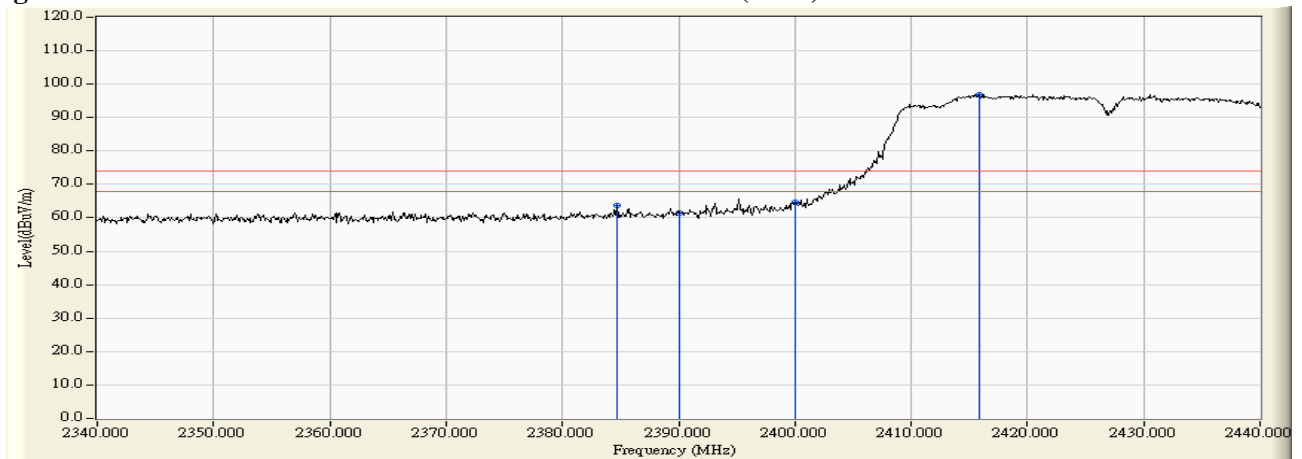
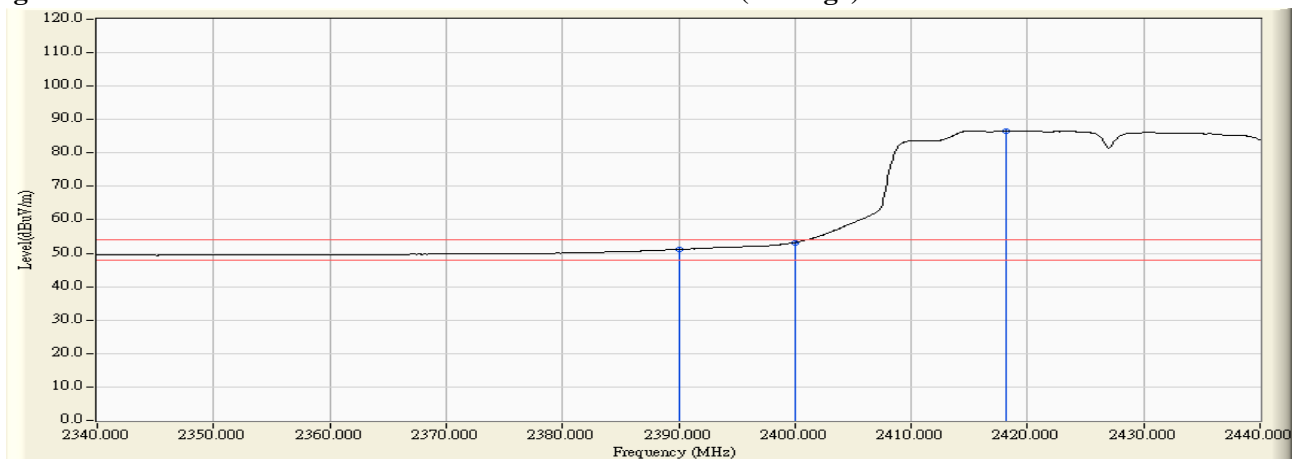


Figure Channel 04: Horizontal (Average)



Note:

1. All readings above 1GHz are performed with peak and/or average measurements as necessary.
2. Peak measurements: RBW = 1MHz, VBW = 3 MHz, Sweep: Auto.
3. Average measurements: RBW = 1MHz, VBW = 10 Hz, Sweep: Auto.
4. “ * ”, means this data is the worst emission level.
5. Measurement Level = Reading Level + Correct Factor.
6. The average measurement was not performed when the peak measured data under the limit of average detection.

Product : Intel® Dual Band Wireless-AC 7260
 Test Item : Band Edge
 Test Site : No.3 OATS
 Test Mode : Mode 5: Transmit - 802.11n-40BW_30Mbps(2.4G Band)_ANT1) (2427Mhz)

RF Radiated Measurement (Vertical):

Channel No.	Frequency (MHz)	Correct Factor (dB)	Reading Level (dBuV)	Emission Level (dBuV/m)	Peak Limit (dBuV/m)	Average Limit (dBuV/m)	Result
04 (Peak)	2387.400	32.286	31.744	64.029	74.00	54.00	Pass
04 (Peak)	2390.000	32.267	30.572	62.839	74.00	54.00	Pass
04 (Peak)	2400.000	32.241	36.136	68.377	74.00	54.00	Pass
04 (Peak)	2431.500	32.337	70.511	102.848	--	--	--
04 (Average)	2390.000	32.267	19.973	52.240	74.00	54.00	Pass
04 (Average)	2400.000	32.241	23.641	55.882	--	--	--
04 (Average)	2433.700	32.346	59.998	92.345	--	--	--

Figure Channel 04: Vertical (Peak)

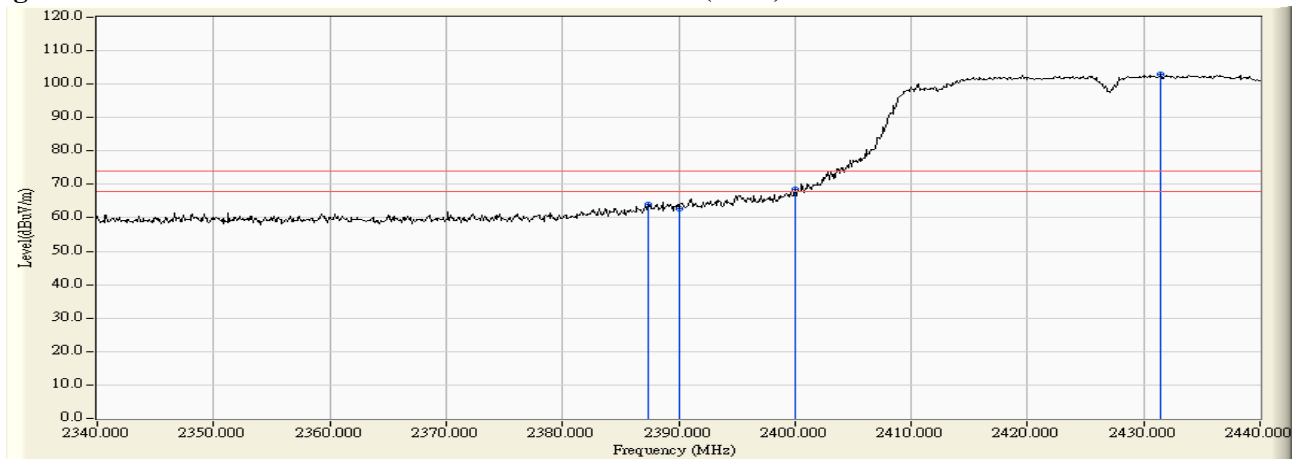
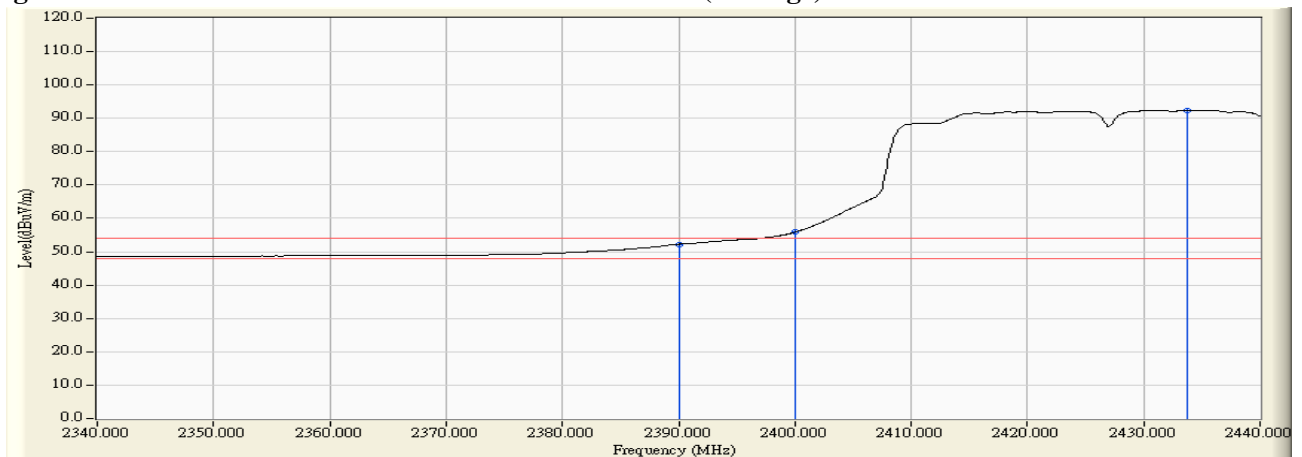


Figure Channel 04: Vertical (Average)



Note:

1. All readings above 1GHz are performed with peak and/or average measurements as necessary.
2. Peak measurements: RBW = 1MHz, VBW = 3 MHz, Sweep: Auto.
3. Average measurements: RBW = 1MHz, VBW = 10 Hz, Sweep: Auto.
4. “ * ”, means this data is the worst emission level.
5. Measurement Level = Reading Level + Correct Factor.
6. The average measurement was not performed when the peak measured data under the limit of average detection.

Product : Intel® Dual Band Wireless-AC 7260
 Test Item : Band Edge
 Test Site : No.3 OATS
 Test Mode : Mode 5: Transmit - 802.11n-40BW_30Mbps(2.4G Band)_ANT1) (2432Mhz)

RF Radiated Measurement (Horizontal):

Channel No.	Frequency (MHz)	Correct Factor (dB)	Reading Level (dBuV)	Emission Level (dBuV/m)	Peak Limit (dBuV/m)	Average Limit (dBuV/m)	Result
05 (Peak)	2386.400	33.736	29.596	63.332	74.00	54.00	Pass
05 (Peak)	2390.000	33.739	28.863	62.602	74.00	54.00	Pass
05 (Peak)	2400.000	33.752	31.106	64.857	74.00	54.00	Pass
05 (Peak)	2419.500	33.790	65.803	99.593	--	--	--
05 (Average)	2390.000	33.739	17.900	51.639	74.00	54.00	Pass
05 (Average)	2400.000	33.752	20.342	54.093	--	--	--
05 (Average)	2425.300	33.803	55.532	89.335	--	--	--

Figure Channel 05: Horizontal (Peak)

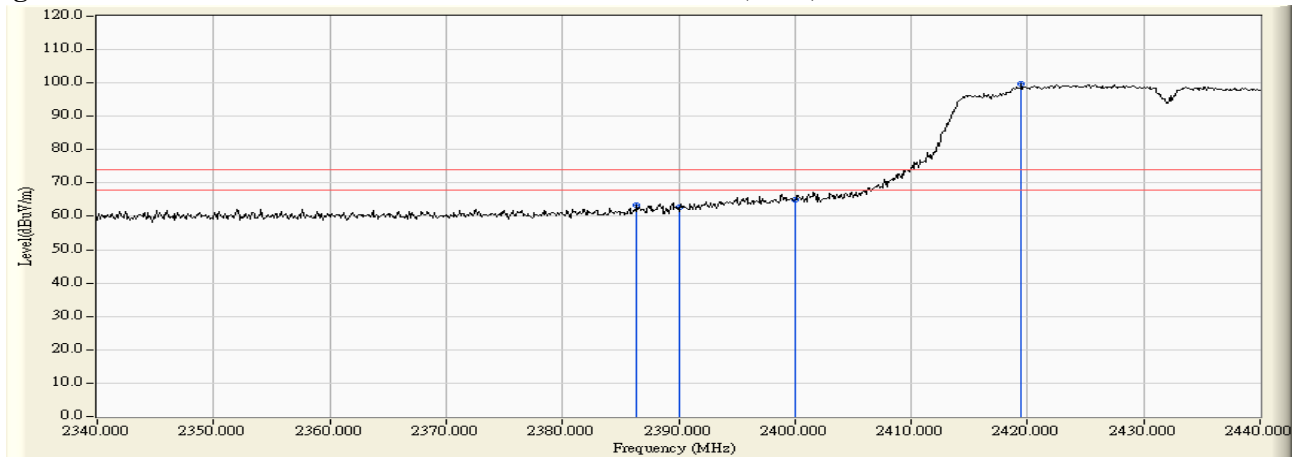
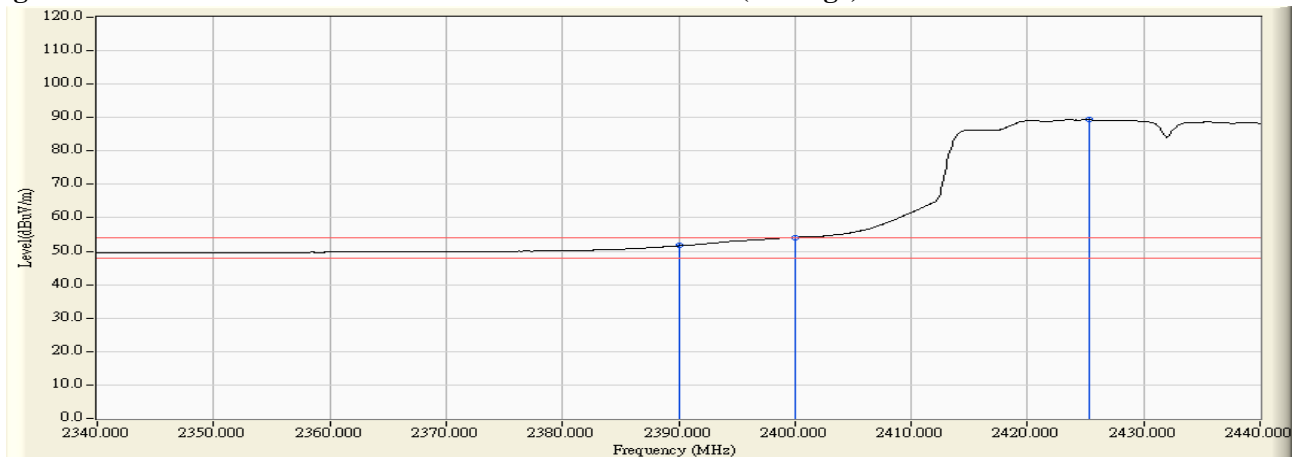


Figure Channel 05: Horizontal (Average)



Note:

1. All readings above 1GHz are performed with peak and/or average measurements as necessary.
2. Peak measurements: RBW = 1MHz, VBW = 3 MHz, Sweep: Auto.
3. Average measurements: RBW = 1MHz, VBW = 10 Hz, Sweep: Auto.
4. “ * ”, means this data is the worst emission level.
5. Measurement Level = Reading Level + Correct Factor.
6. The average measurement was not performed when the peak measured data under the limit of average detection.

Product : Intel® Dual Band Wireless-AC 7260
 Test Item : Band Edge
 Test Site : No.3 OATS
 Test Mode : Mode 5: Transmit - 802.11n-40BW_30Mbps(2.4G Band)_ANT1) (2432Mhz)

RF Radiated Measurement (Vertical):

Channel No.	Frequency (MHz)	Correct Factor (dB)	Reading Level (dBuV)	Emission Level (dBuV/m)	Peak Limit (dBuV/m)	Average Limit (dBuV/m)	Result
05 (Peak)	2387.400	32.286	35.151	67.436	74.00	54.00	Pass
05 (Peak)	2390.000	32.267	34.304	66.571	74.00	54.00	Pass
05 (Peak)	2400.000	32.241	37.531	69.772	74.00	54.00	Pass
05 (Peak)	2435.900	32.357	74.080	106.437	--	--	--
05 (Average)	2390.000	32.267	20.957	53.224	74.00	54.00	Pass
05 (Average)	2400.000	32.241	24.841	57.082	--	--	--
05 (Average)	2435.400	32.354	62.546	94.901	--	--	--

Figure Channel 05: Vertical (Peak)

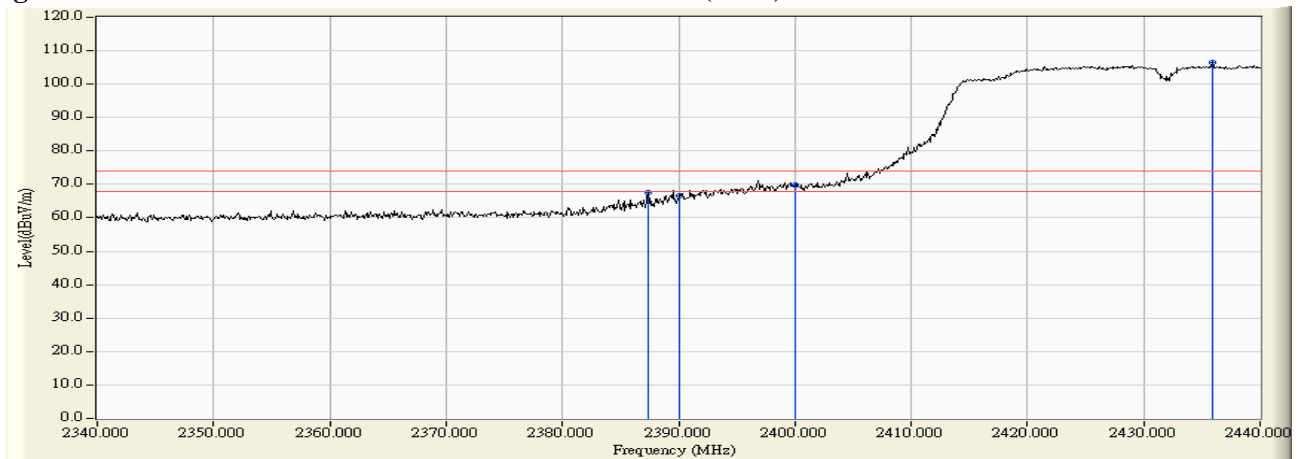
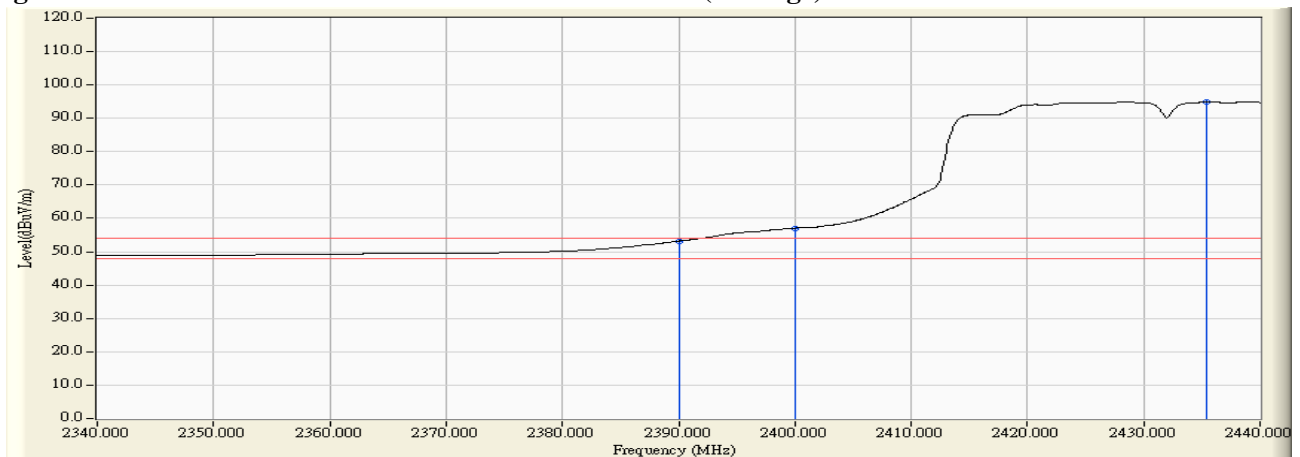


Figure Channel 05: Vertical (Average)



Note:

1. All readings above 1GHz are performed with peak and/or average measurements as necessary.
2. Peak measurements: RBW = 1MHz, VBW = 3 MHz, Sweep: Auto.
3. Average measurements: RBW = 1MHz, VBW = 10 Hz, Sweep: Auto.
4. “ * ”, means this data is the worst emission level.
5. Measurement Level = Reading Level + Correct Factor.
6. The average measurement was not performed when the peak measured data under the limit of average detection.

Product : Intel® Dual Band Wireless-AC 7260
 Test Item : Band Edge
 Test Site : No.3 OATS
 Test Mode : Mode 5: Transmit - 802.11n-40BW_30Mbps(2.4G Band)_ANT1) (2452Mhz)

RF Radiated Measurement (Horizontal):

Channel No.	Frequency (MHz)	Correct Factor (dB)	Reading Level (dBuV)	Emission Level (dBuV/m)	Peak Limit (dBuV/m)	Average Limit (dBuV/m)	Result
09 (Peak)	2456.100	33.877	65.287	99.165	--	--	--
09 (Peak)	2483.500	33.951	26.526	60.476	74.00	54.00	Pass
09 (Peak)	2486.100	33.956	28.918	62.875	74.00	54.00	Pass
09 (Average)	2445.200	33.849	54.573	88.423	--	--	--
09 (Average)	2483.500	33.951	16.565	50.515	74.00	54.00	Pass

Figure Channel 09: Horizontal (Peak)

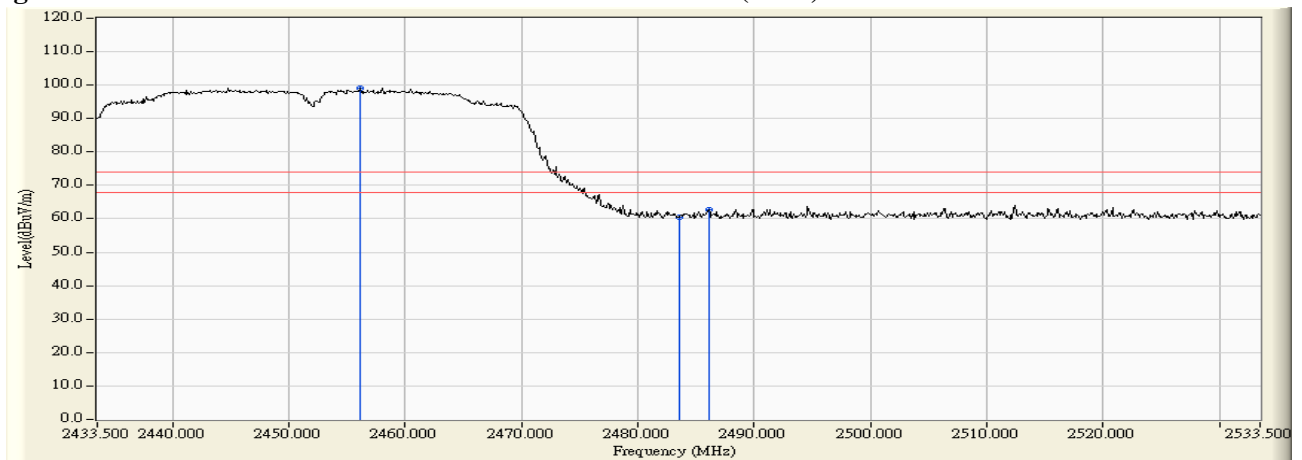
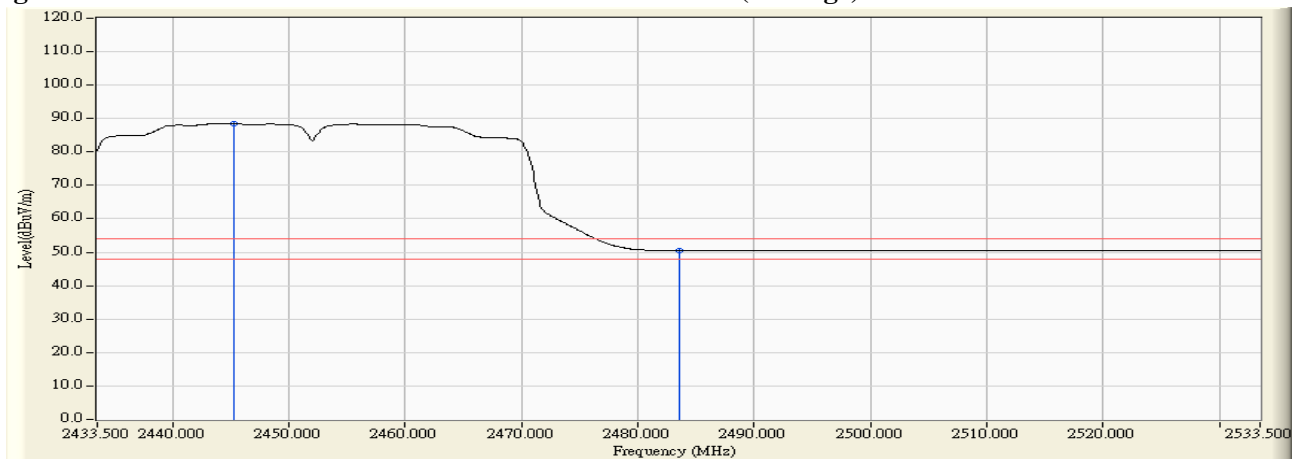


Figure Channel 09: Horizontal (Average)



Note:

1. All readings above 1GHz are performed with peak and/or average measurements as necessary.
2. Peak measurements: RBW = 1MHz, VBW = 3 MHz, Sweep: Auto.
3. Average measurements: RBW = 1MHz, VBW = 10 Hz, Sweep: Auto.
4. “ * ”, means this data is the worst emission level.
5. Measurement Level = Reading Level + Correct Factor.
6. The average measurement was not performed when the peak measured data under the limit of average detection.

Product : Intel® Dual Band Wireless-AC 7260
 Test Item : Band Edge
 Test Site : No.3 OATS
 Test Mode : Mode 5: Transmit - 802.11n-40BW_30Mbps(2.4G Band)_ANT1) (2452Mhz)

RF Radiated Measurement (Vertical):

Channel No.	Frequency (MHz)	Correct Factor (dB)	Reading Level (dBuV)	Emission Level (dBuV/m)	Peak Limit (dBuV/m)	Average Limit (dBuV/m)	Result
09 (Peak)	2454.700	32.445	73.161	105.606	--	--	--
09 (Peak)	2483.500	32.586	30.298	62.883	74.00	54.00	Pass
09 (Peak)	2484.700	32.591	31.823	64.414	74.00	54.00	Pass
09 (Average)	2445.400	32.400	61.865	94.265	--	--	--
09 (Average)	2483.500	32.586	18.748	51.333	74.00	54.00	Pass

Figure Channel 09: Vertical (Peak)

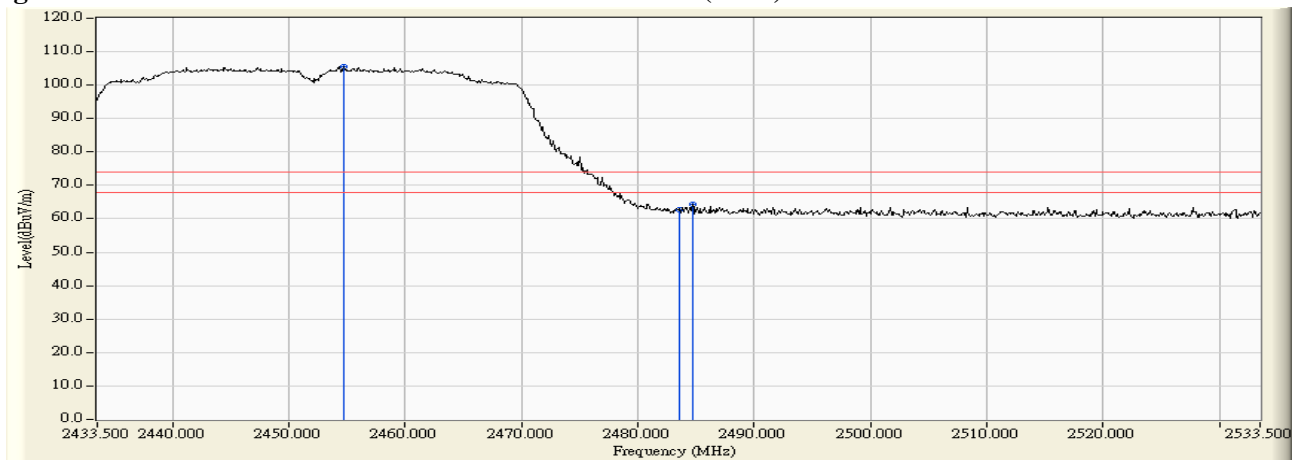
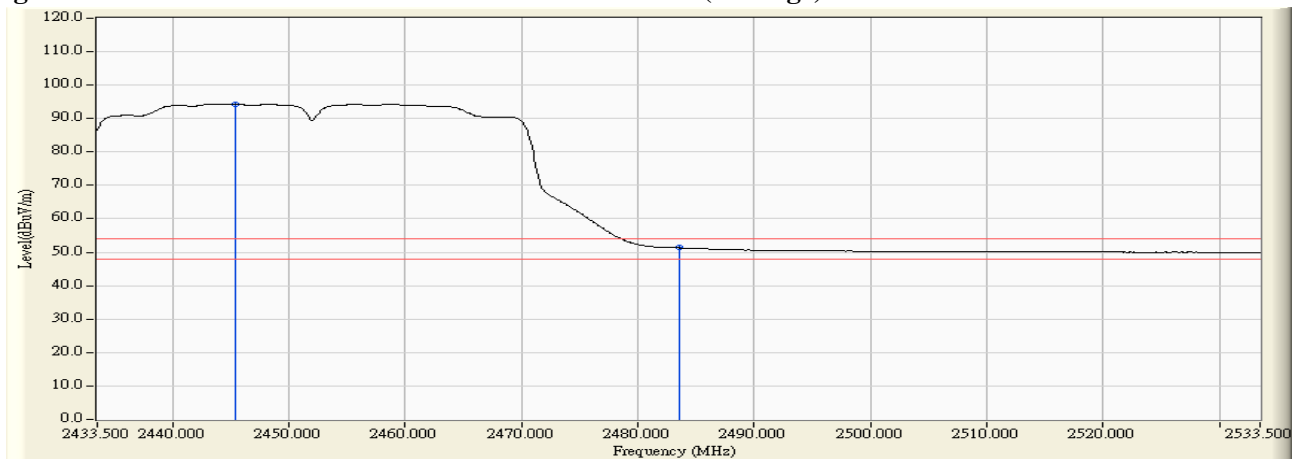


Figure Channel 09: Vertical (Average)



Note:

1. All readings above 1GHz are performed with peak and/or average measurements as necessary.
2. Peak measurements: RBW = 1MHz, VBW = 3 MHz, Sweep: Auto.
3. Average measurements: RBW = 1MHz, VBW = 10 Hz, Sweep: Auto.
4. “ * ”, means this data is the worst emission level.
5. Measurement Level = Reading Level + Correct Factor.
6. The average measurement was not performed when the peak measured data under the limit of average detection.

Product : Intel® Dual Band Wireless-AC 7260
 Test Item : Band Edge
 Test Site : No.3 OATS
 Test Mode : Mode 5: Transmit - 802.11n-40BW_30Mbps(2.4G Band)_ANT2) (2422Mhz)

RF Radiated Measurement (Horizontal):

Channel No.	Frequency (MHz)	Correct Factor (dB)	Reading Level (dBuV)	Emission Level (dBuV/m)	Peak Limit (dBuV/m)	Average Limit (dBuV/m)	Result
03 (Peak)	2390.000	33.739	28.869	62.608	74.00	54.00	Pass
03 (Peak)	2400.000	33.752	34.247	67.998	74.00	54.00	Pass
03 (Peak)	2430.300	33.815	64.074	97.889	--	--	--
03 (Average)	2390.000	33.739	17.976	51.715	74.00	54.00	Pass
03 (Average)	2400.000	33.752	23.343	57.094	--	--	--
03 (Average)	2430.900	33.817	54.101	87.918	--	--	--

Figure Channel 01:

Horizontal (Peak)

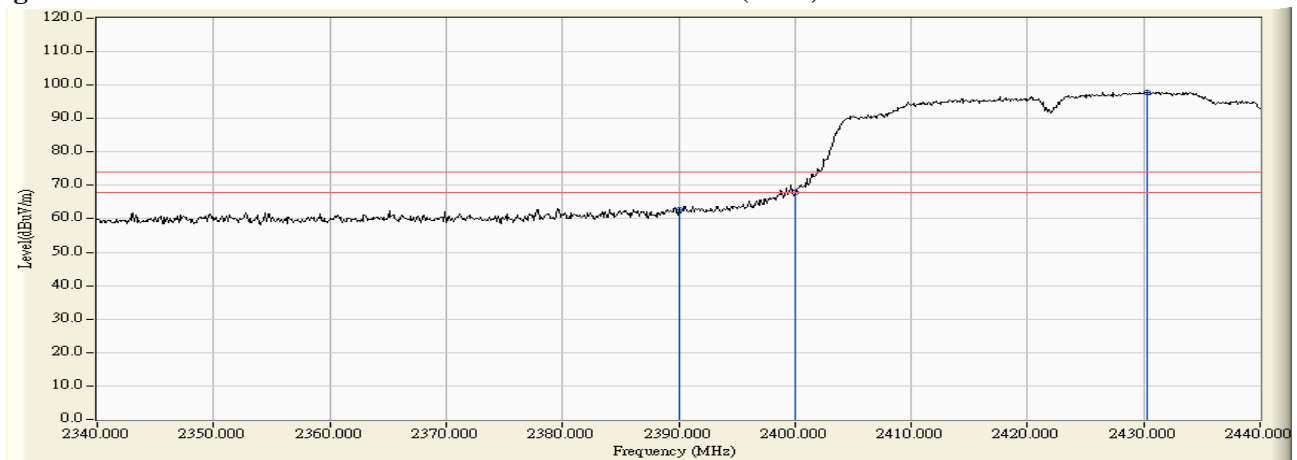
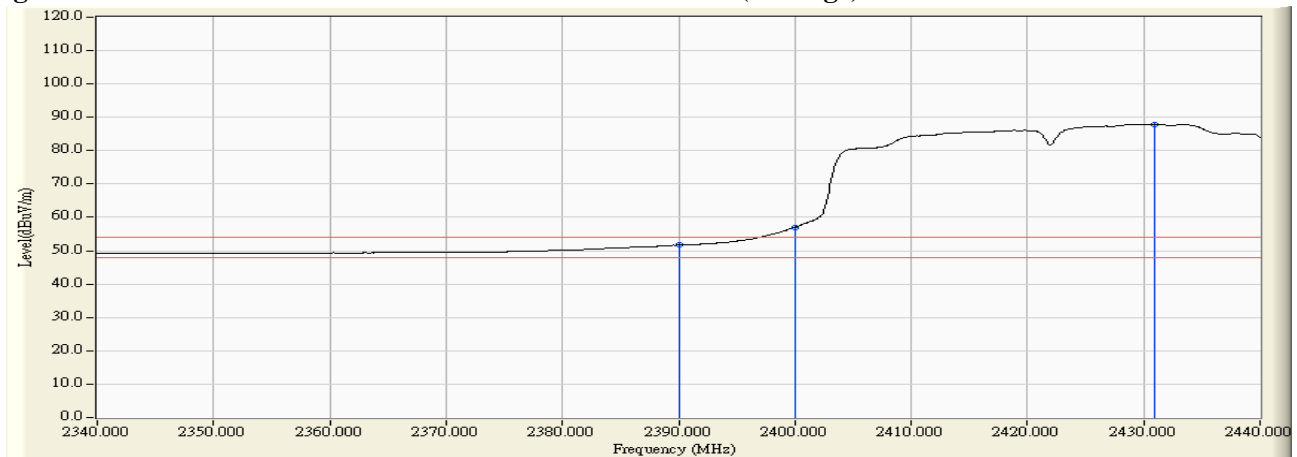


Figure Channel 01:

Horizontal (Average)



Note:

1. All readings above 1GHz are performed with peak and/or average measurements as necessary.
2. Peak measurements: RBW = 1MHz, VBW = 3 MHz, Sweep: Auto.
3. Average measurements: RBW = 1MHz, VBW = 10 Hz, Sweep: Auto.
4. “ * ”, means this data is the worst emission level.
5. Measurement Level = Reading Level + Correct Factor.
6. The average measurement was not performed when the peak measured data under the limit of average detection.

Product : Intel® Dual Band Wireless-AC 7260
 Test Item : Band Edge
 Test Site : No.3 OATS
 Test Mode : Mode 5: Transmit - 802.11n-40BW_30Mbps(2.4G Band)_ANT2) (2422Mhz)

RF Radiated Measurement (Vertical):

Channel No.	Frequency (MHz)	Correct Factor (dB)	Reading Level (dBuV)	Emission Level (dBuV/m)	Peak Limit (dBuV/m)	Average Limit (dBuV/m)	Result
03 (Peak)	2387.500	32.285	29.546	61.830	74.00	54.00	Pass
03 (Peak)	2390.000	32.267	27.261	59.528	74.00	54.00	Pass
03 (Peak)	2400.000	32.241	32.462	64.703	74.00	54.00	Pass
03 (Peak)	2432.800	32.343	61.355	93.698	--	--	--
03 (Average)	2390.000	32.267	17.024	49.291	74.00	54.00	Pass
03 (Average)	2400.000	32.241	21.229	53.470	--	--	--
03 (Average)	2431.000	32.335	51.299	83.634	--	--	--

Figure Channel 01: Vertical (Peak)

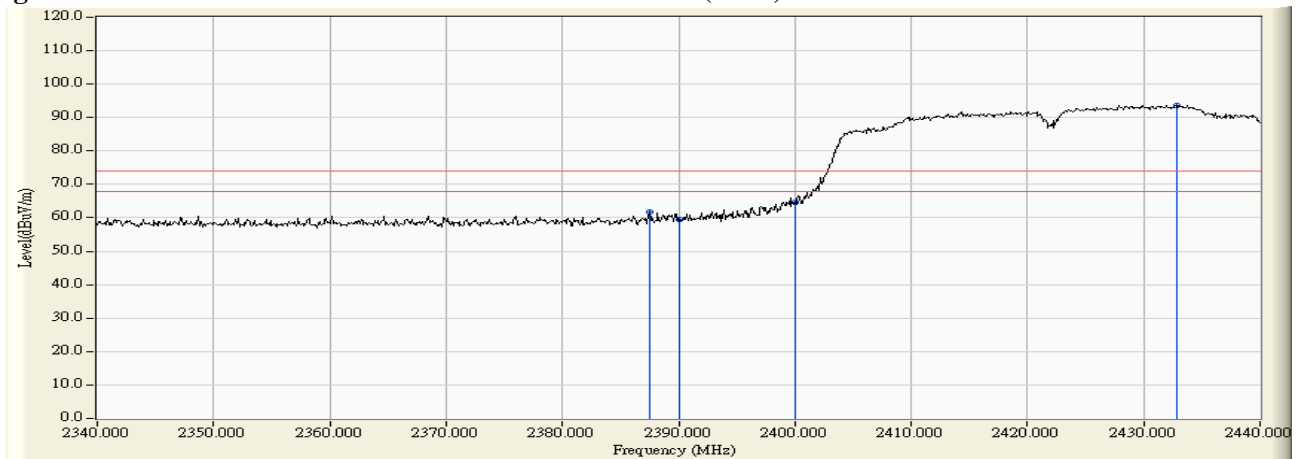
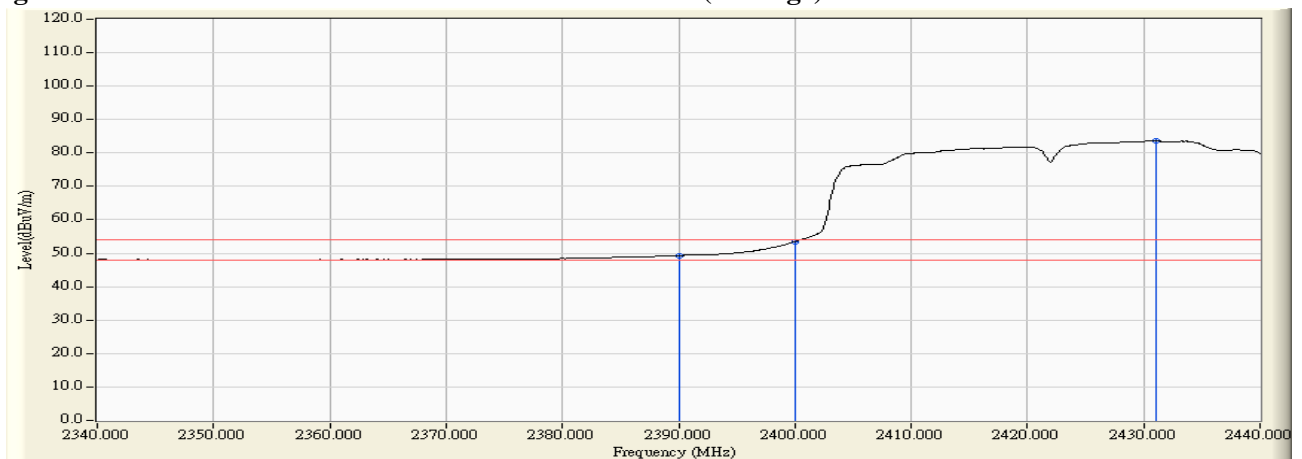


Figure Channel 01: Vertical (Average)



Note:

1. All readings above 1GHz are performed with peak and/or average measurements as necessary.
2. Peak measurements: RBW = 1MHz, VBW = 3 MHz, Sweep: Auto.
3. Average measurements: RBW = 1MHz, VBW = 10 Hz, Sweep: Auto.
4. “ * ”, means this data is the worst emission level.
5. Measurement Level = Reading Level + Correct Factor.
6. The average measurement was not performed when the peak measured data under the limit of average detection.

Product : Intel® Dual Band Wireless-AC 7260
 Test Item : Band Edge
 Test Site : No.3 OATS
 Test Mode : Mode 5: Transmit - 802.11n-40BW_30Mbps(2.4G Band)_ANT2) (2427Mhz)

RF Radiated Measurement (Horizontal):

Channel No.	Frequency (MHz)	Correct Factor (dB)	Reading Level (dBuV)	Emission Level (dBuV/m)	Peak Limit (dBuV/m)	Average Limit (dBuV/m)	Result
04 (Peak)	2388.700	33.738	29.566	63.304	74.00	54.00	Pass
04 (Peak)	2390.000	33.739	28.313	62.052	74.00	54.00	Pass
04 (Peak)	2400.000	33.752	33.026	66.777	74.00	54.00	Pass
04 (Peak)	2435.200	33.826	65.990	99.817	--	--	--
04 (Average)	2390.000	33.739	17.553	51.292	74.00	54.00	Pass
04 (Average)	2400.000	33.752	20.007	53.758	74.00	54.00	Pass
04 (Average)	2435.900	33.828	55.237	89.065	--	--	--

Figure Channel 04: Horizontal (Peak)

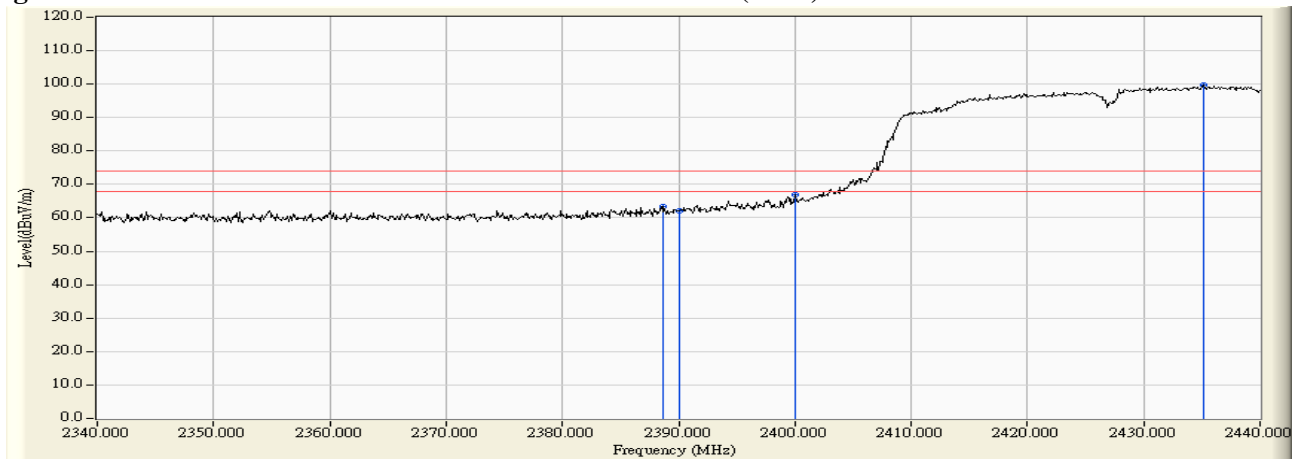
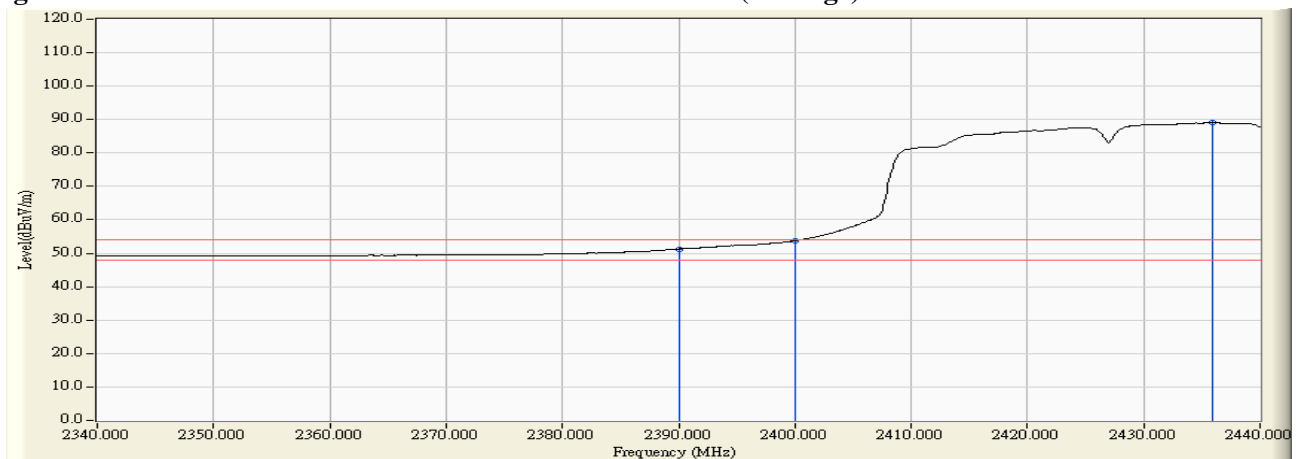


Figure Channel 04: Horizontal (Average)



Note:

1. All readings above 1GHz are performed with peak and/or average measurements as necessary.
2. Peak measurements: RBW = 1MHz, VBW = 3 MHz, Sweep: Auto.
3. Average measurements: RBW = 1MHz, VBW = 10 Hz, Sweep: Auto.
4. “ * ”, means this data is the worst emission level.
5. Measurement Level = Reading Level + Correct Factor.
6. The average measurement was not performed when the peak measured data under the limit of average detection.

Product : Intel® Dual Band Wireless-AC 7260
 Test Item : Band Edge
 Test Site : No.3 OATS
 Test Mode : Mode 5: Transmit - 802.11n-40BW_30Mbps(2.4G Band)_ANT2) (2427Mhz)

RF Radiated Measurement (Vertical):

Channel No.	Frequency (MHz)	Correct Factor (dB)	Reading Level (dBuV)	Emission Level (dBuV/m)	Peak Limit (dBuV/m)	Average Limit (dBuV/m)	Result
04 (Peak)	2385.000	32.301	29.993	62.295	74.00	54.00	Pass
04 (Peak)	2390.000	32.267	27.626	59.893	74.00	54.00	Pass
04 (Peak)	2400.000	32.241	30.551	62.792	74.00	54.00	Pass
04 (Peak)	2430.800	32.334	64.677	97.011	--	--	--
04 (Average)	2390.000	32.267	17.097	49.364	74.00	54.00	Pass
04 (Average)	2400.000	32.241	19.451	51.692	74.00	54.00	Pass
04 (Average)	2434.400	32.350	53.267	85.617	--	--	--

Figure Channel 04: Vertical (Peak)

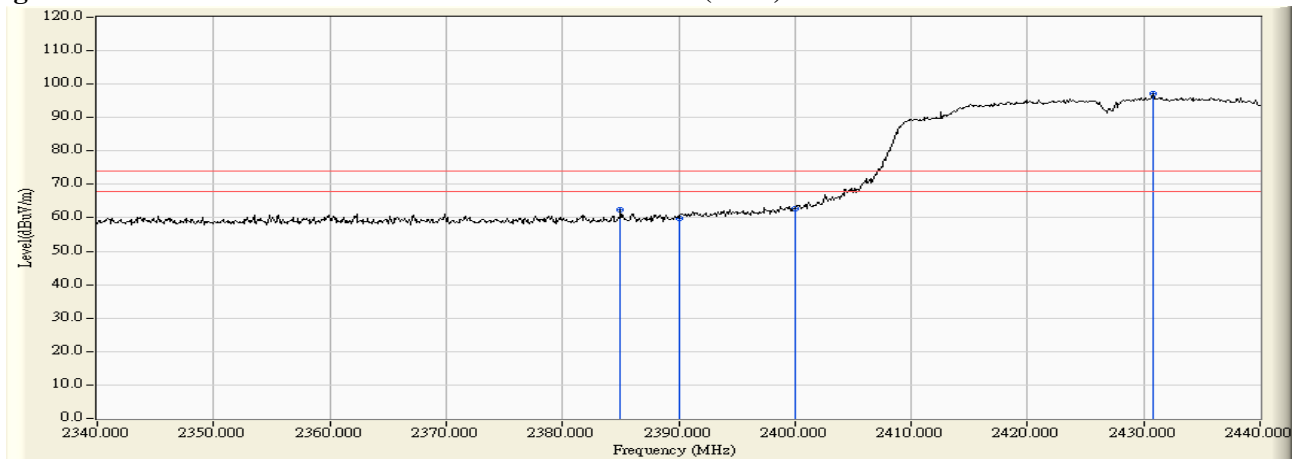
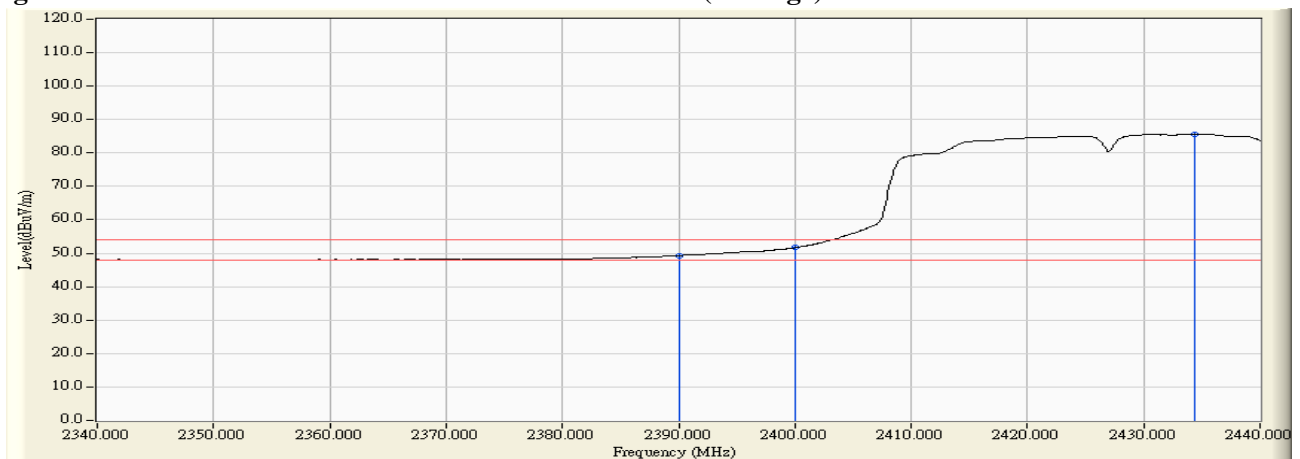


Figure Channel 04: Vertical (Average)



Note:

1. All readings above 1GHz are performed with peak and/or average measurements as necessary.
2. Peak measurements: RBW = 1MHz, VBW = 3 MHz, Sweep: Auto.
3. Average measurements: RBW = 1MHz, VBW = 10 Hz, Sweep: Auto.
4. “ * ”, means this data is the worst emission level.
5. Measurement Level = Reading Level + Correct Factor.
6. The average measurement was not performed when the peak measured data under the limit of average detection.

Product : Intel® Dual Band Wireless-AC 7260
 Test Item : Band Edge
 Test Site : No.3 OATS
 Test Mode : Mode 5: Transmit - 802.11n-40BW_30Mbps(2.4G Band)_ANT2) (2432Mhz)

RF Radiated Measurement (Horizontal):

Channel No.	Frequency (MHz)	Correct Factor (dB)	Reading Level (dBuV)	Emission Level (dBuV/m)	Peak Limit (dBuV/m)	Average Limit (dBuV/m)	Result
05 (Peak)	2390.000	33.739	34.897	68.636	74.00	54.00	Pass
05 (Peak)	2400.000	33.752	39.792	73.543	74.00	54.00	Pass
05 (Peak)	2436.100	33.828	67.438	101.267	--	--	--
05 (Average)	2390.000	33.739	19.691	53.430	74.00	54.00	Pass
05 (Average)	2400.000	33.752	26.914	60.665	--	--	--
05 (Average)	2438.500	33.834	56.918	90.752	--	--	--

Figure Channel 05: Horizontal (Peak)

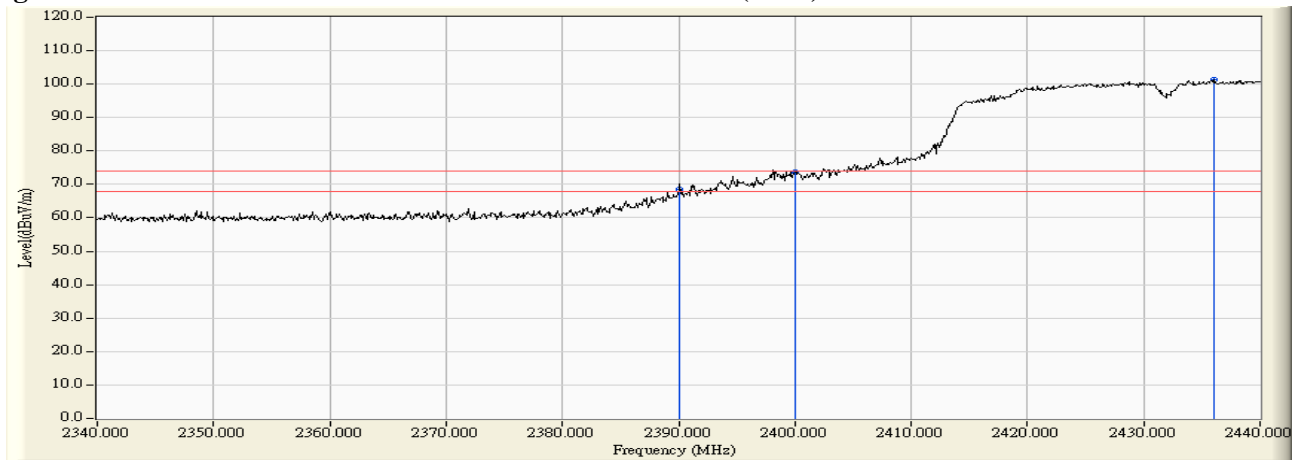
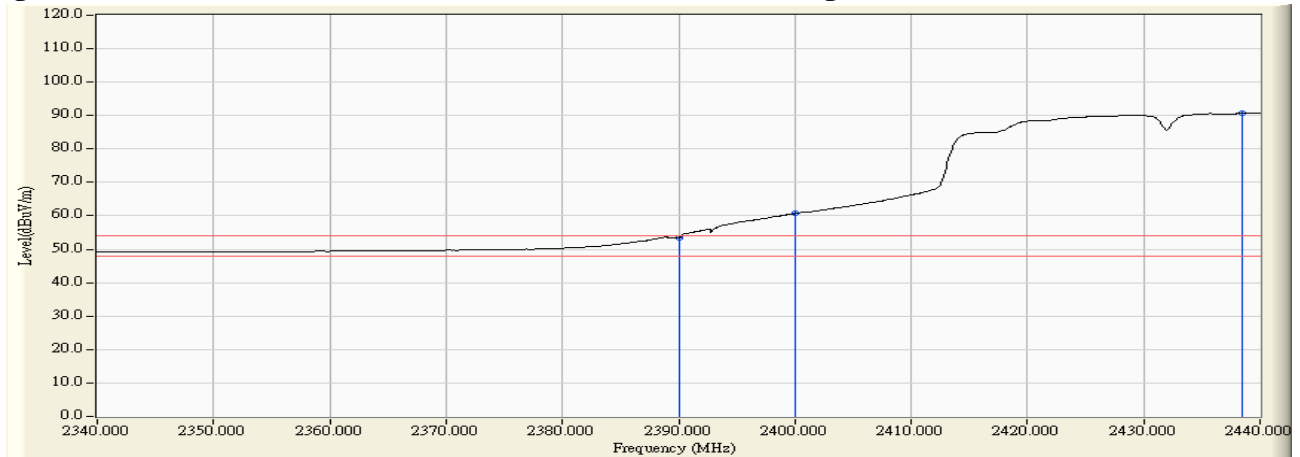


Figure Channel 05: Horizontal (Average)



Note:

1. All readings above 1GHz are performed with peak and/or average measurements as necessary.
2. Peak measurements: RBW = 1MHz, VBW = 3 MHz, Sweep: Auto.
3. Average measurements: RBW = 1MHz, VBW = 10 Hz, Sweep: Auto.
4. “ * ”, means this data is the worst emission level.
5. Measurement Level = Reading Level + Correct Factor.
6. The average measurement was not performed when the peak measured data under the limit of average detection.

Product : Intel® Dual Band Wireless-AC 7260
 Test Item : Band Edge
 Test Site : No.3 OATS
 Test Mode : Mode 5: Transmit - 802.11n-40BW_30Mbps(2.4G Band)_ANT2) (2432Mhz)

RF Radiated Measurement (Vertical):

Channel No.	Frequency (MHz)	Correct Factor (dB)	Reading Level (dBuV)	Emission Level (dBuV/m)	Peak Limit (dBuV/m)	Average Limit (dBuV/m)	Result
05 (Peak)	2390.000	32.267	31.828	64.095	74.00	54.00	Pass
05 (Peak)	2400.000	32.241	37.424	69.665	74.00	54.00	Pass
05 (Peak)	2435.500	32.355	64.736	97.091	--	--	--
05 (Average)	2390.000	32.267	18.591	50.858	74.00	54.00	Pass
05 (Average)	2400.000	32.241	24.227	56.468			
05 (Average)	2435.600	32.356	53.698	86.053	--	--	--

Figure Channel 05: Vertical (Peak)

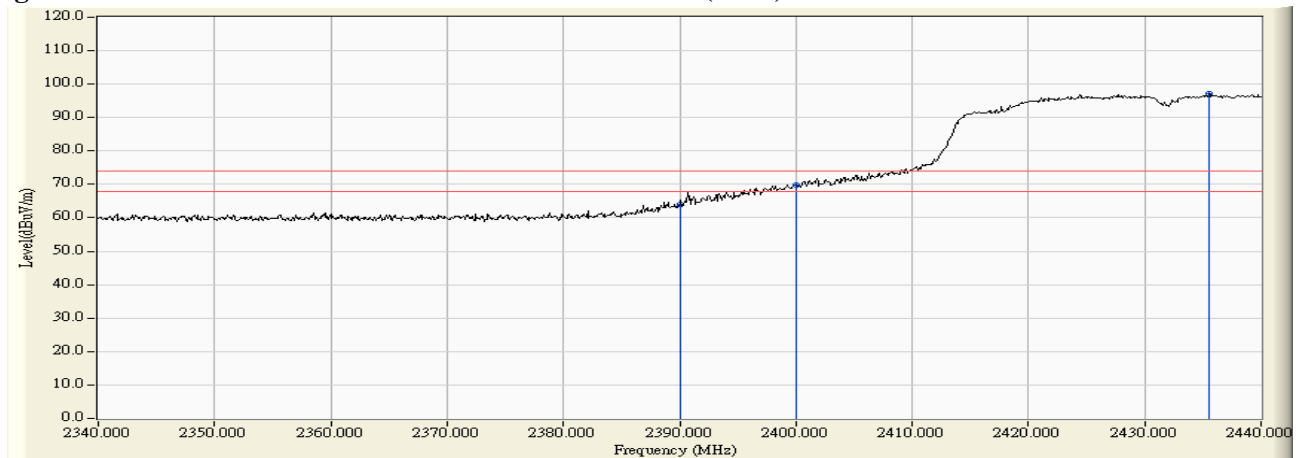
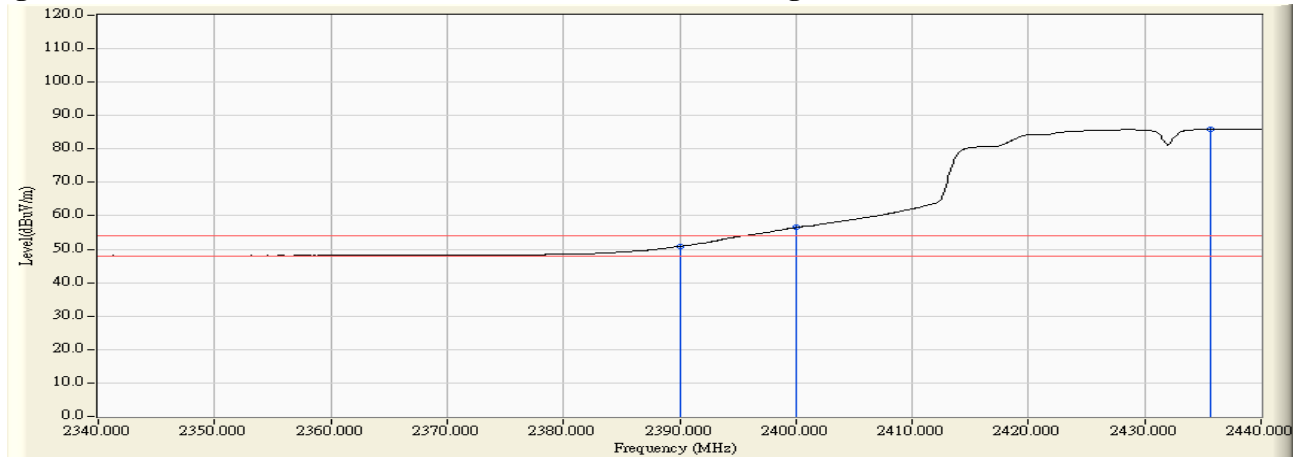


Figure Channel 05: Vertical (Average)



Note:

1. All readings above 1GHz are performed with peak and/or average measurements as necessary.
2. Peak measurements: RBW = 1MHz, VBW = 3 MHz, Sweep: Auto.
3. Average measurements: RBW = 1MHz, VBW = 10 Hz, Sweep: Auto.
4. “ * ”, means this data is the worst emission level.
5. Measurement Level = Reading Level + Correct Factor.
6. The average measurement was not performed when the peak measured data under the limit of average detection.

Product : Intel® Dual Band Wireless-AC 7260
 Test Item : Band Edge
 Test Site : No.3 OATS
 Test Mode : Mode 5: Transmit - 802.11n-40BW_30Mbps(2.4G Band)_ANT2) (2447Mhz)

RF Radiated Measurement (Horizontal):

Channel No.	Frequency (MHz)	Correct Factor (dB)	Reading Level (dBuV)	Emission Level (dBuV/m)	Peak Limit (dBuV/m)	Average Limit (dBuV/m)	Result
08 (Peak)	2454.200	33.873	66.204	100.077	--	--	--
08 (Peak)	2483.500	33.951	32.482	66.432	74.00	54.00	Pass
08 (Average)	2453.500	33.871	55.189	89.060	--	--	--
08 (Average)	2483.500	33.951	19.359	53.309	74.00	54.00	Pass

Figure Channel 08: Horizontal (Peak)

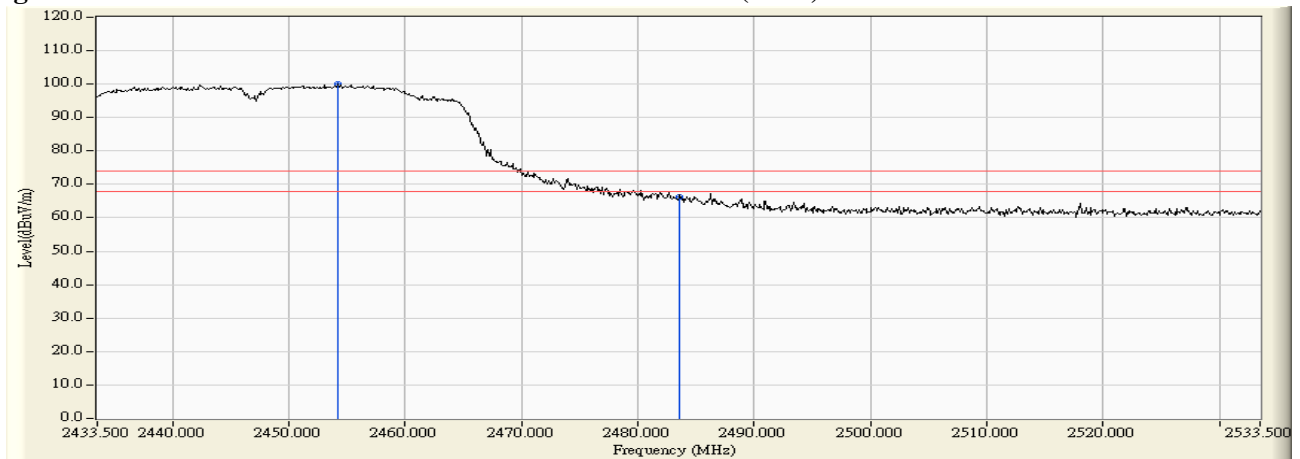
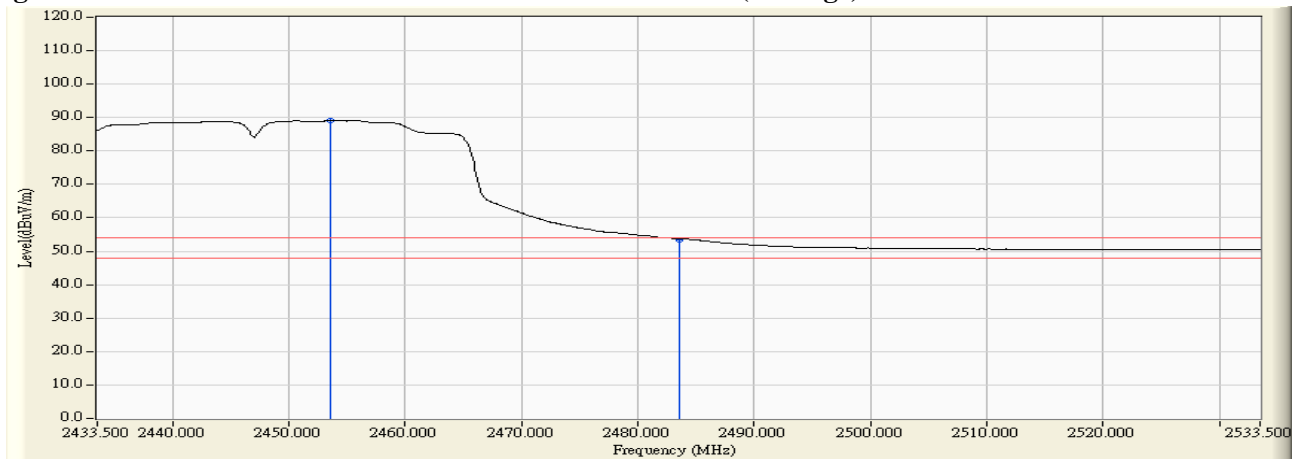


Figure Channel 08: Horizontal (Average)



Note:

1. All readings above 1GHz are performed with peak and/or average measurements as necessary.
2. Peak measurements: RBW = 1MHz, VBW = 3 MHz, Sweep: Auto.
3. Average measurements: RBW = 1MHz, VBW = 10 Hz, Sweep: Auto.
4. “ * ”, means this data is the worst emission level.
5. Measurement Level = Reading Level + Correct Factor.
6. The average measurement was not performed when the peak measured data under the limit of average detection.

Product : Intel® Dual Band Wireless-AC 7260
 Test Item : Band Edge
 Test Site : No.3 OATS
 Test Mode : Mode 5: Transmit - 802.11n-40BW_30Mbps(2.4G Band)_ANT2) (2447Mhz)

RF Radiated Measurement (Vertical):

Channel No.	Frequency (MHz)	Correct Factor (dB)	Reading Level (dBuV)	Emission Level (dBuV/m)	Peak Limit (dBuV/m)	Average Limit (dBuV/m)	Result
08 (Peak)	2453.500	32.440	62.451	94.891	--	--	--
08 (Peak)	2483.500	32.586	29.626	62.211	74.00	54.00	Pass
08 (Average)	2450.500	32.425	52.110	84.535	--	--	--
08 (Average)	2483.500	32.586	17.667	50.252	74.00	54.00	Pass

Figure Channel 08: Vertical (Peak)

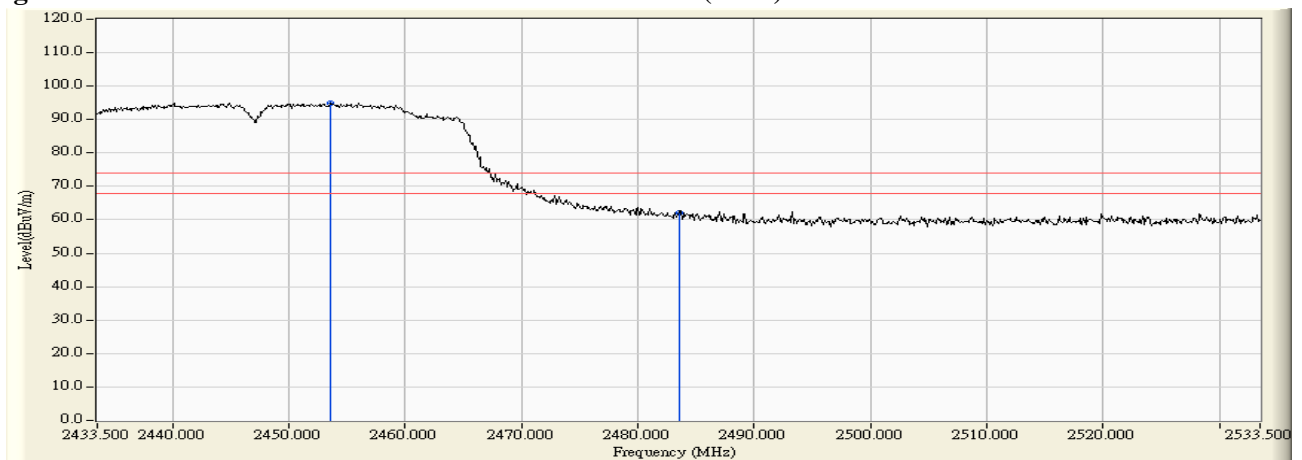
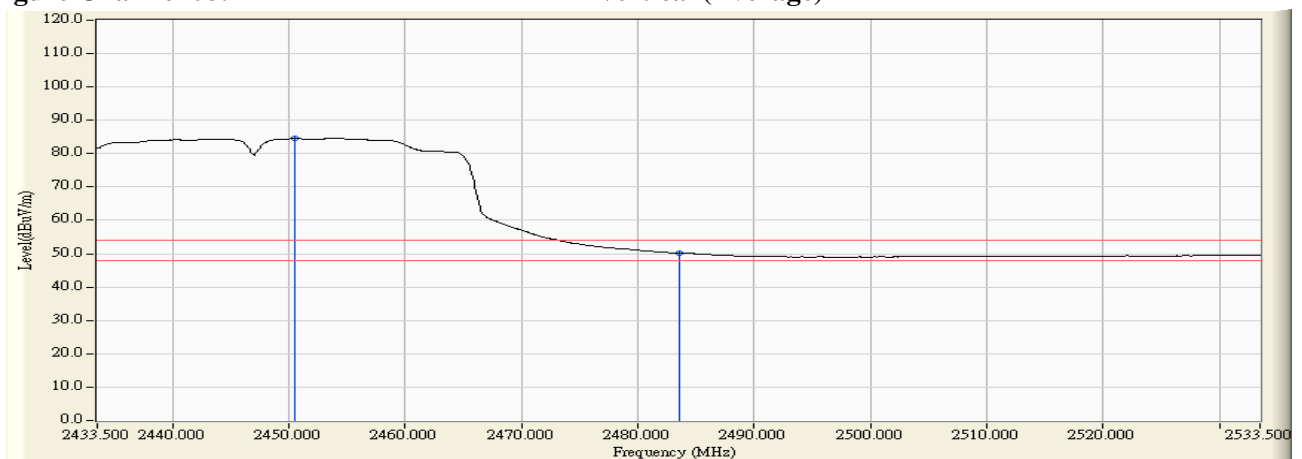


Figure Channel 08: Vertical (Average)



Note:

1. All readings above 1GHz are performed with peak and/or average measurements as necessary.
2. Peak measurements: RBW = 1MHz, VBW = 3 MHz, Sweep: Auto.
3. Average measurements: RBW = 1MHz, VBW = 10 Hz, Sweep: Auto.
4. “ * ”, means this data is the worst emission level.
5. Measurement Level = Reading Level + Correct Factor.
6. The average measurement was not performed when the peak measured data under the limit of average detection.

Product : Intel® Dual Band Wireless-AC 7260
 Test Item : Band Edge
 Test Site : No.3 OATS
 Test Mode : Mode 5: Transmit - 802.11n-40BW_30Mbps(2.4G Band)_ANT2) (2452Mhz)

RF Radiated Measurement (Horizontal):

Channel No.	Frequency (MHz)	Correct Factor (dB)	Reading Level (dBuV)	Emission Level (dBuV/m)	Peak Limit (dBuV/m)	Average Limit (dBuV/m)	Result
09 (Peak)	2455.600	33.877	65.235	99.111	--	--	--
09 (Peak)	2483.500	33.951	29.435	63.385	74.00	54.00	Pass
09 (Peak)	2486.800	33.959	32.377	66.335	74.00	54.00	Pass
09 (Average)	2455.300	33.876	54.664	88.540	--	--	--
09 (Average)	2483.500	33.951	19.192	53.142	74.00	54.00	Pass

Figure Channel 09: Horizontal (Peak)

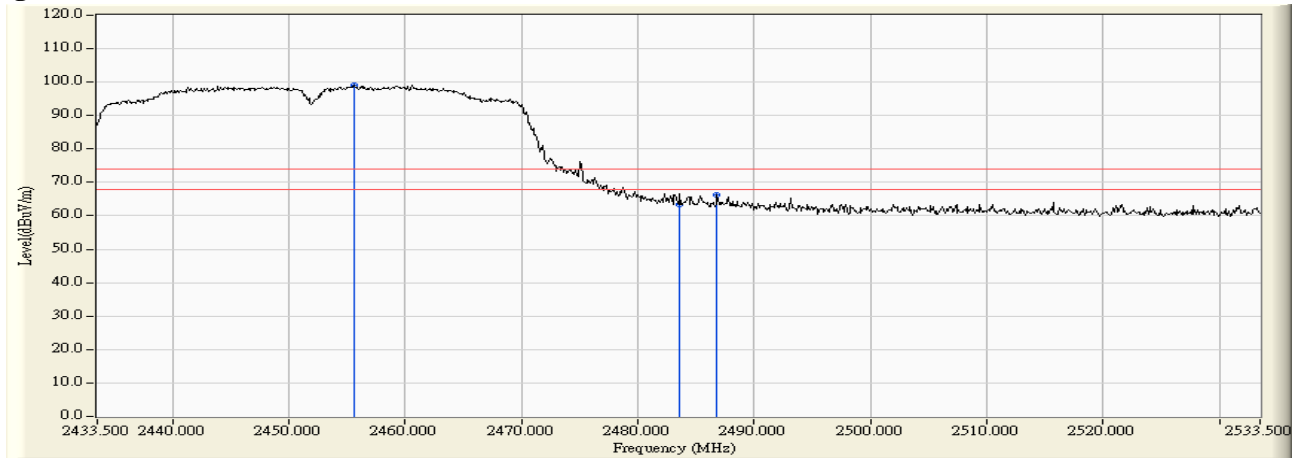
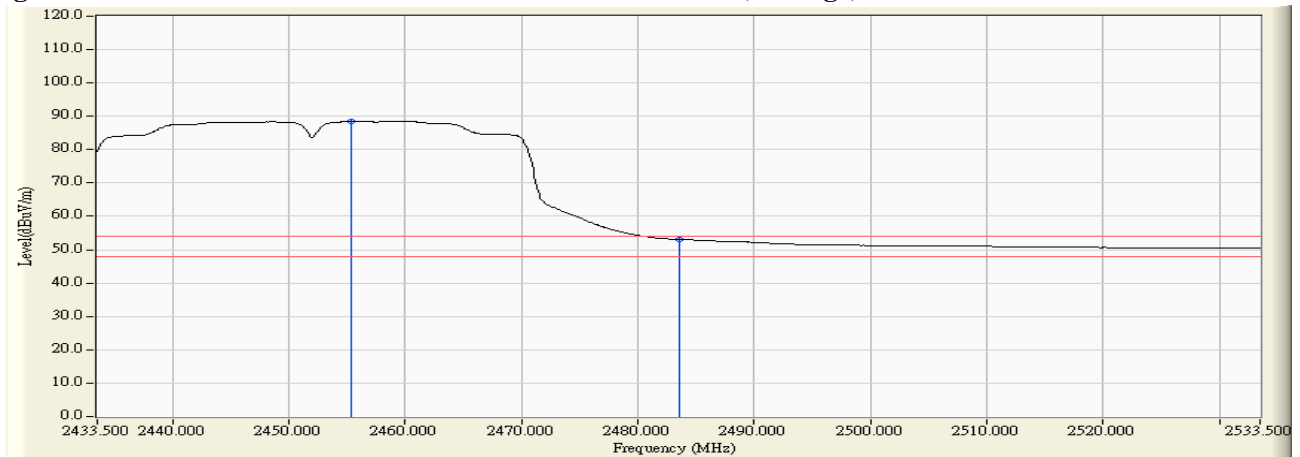


Figure Channel 09: Horizontal (Average)



Note:

1. All readings above 1GHz are performed with peak and/or average measurements as necessary.
2. Peak measurements: RBW = 1MHz, VBW = 3 MHz, Sweep: Auto.
3. Average measurements: RBW = 1MHz, VBW = 10 Hz, Sweep: Auto.
4. “ * ”, means this data is the worst emission level.
5. Measurement Level = Reading Level + Correct Factor.
6. The average measurement was not performed when the peak measured data under the limit of average detection.

Product : Intel® Dual Band Wireless-AC 7260
 Test Item : Band Edge
 Test Site : No.3 OATS
 Test Mode : Mode 5: Transmit - 802.11n-40BW_30Mbps(2.4G Band)_ANT2) (2452Mhz)

RF Radiated Measurement (Vertical):

Channel No.	Frequency (MHz)	Correct Factor (dB)	Reading Level (dBuV)	Emission Level (dBuV/m)	Peak Limit (dBuV/m)	Average Limit (dBuV/m)	Result
09 (Peak)	2444.900	32.398	63.031	95.429	--	--	--
09 (Peak)	2483.500	32.586	31.331	63.916	74.00	54.00	Pass
09 (Peak)	2486.400	32.599	32.351	64.950	74.00	54.00	Pass
09 (Average)	2448.400	32.415	52.154	84.569	--	--	--
09 (Average)	2483.500	32.586	17.300	49.885	74.00	54.00	Pass

Figure Channel 09: Vertical (Peak)

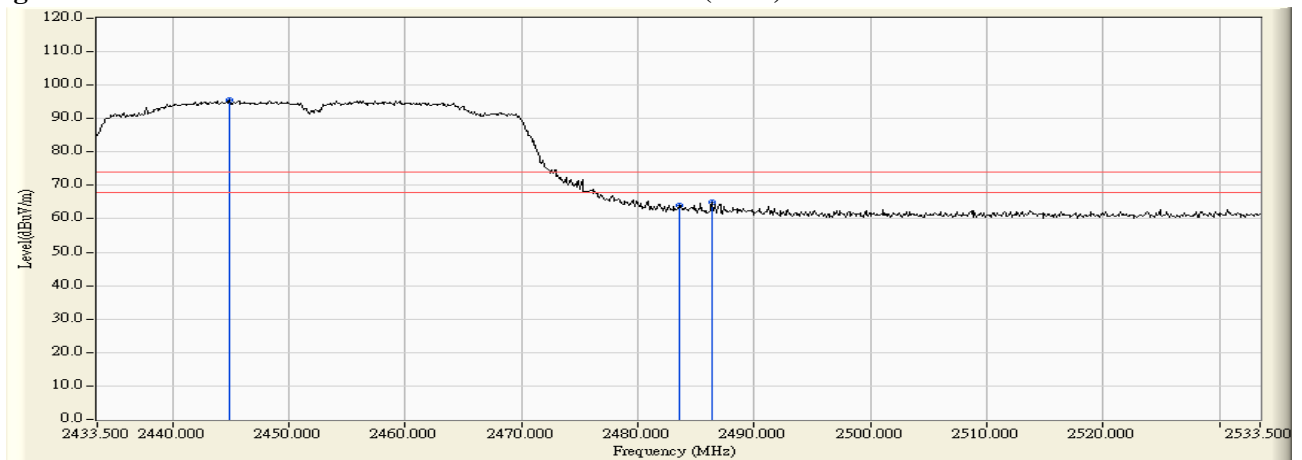
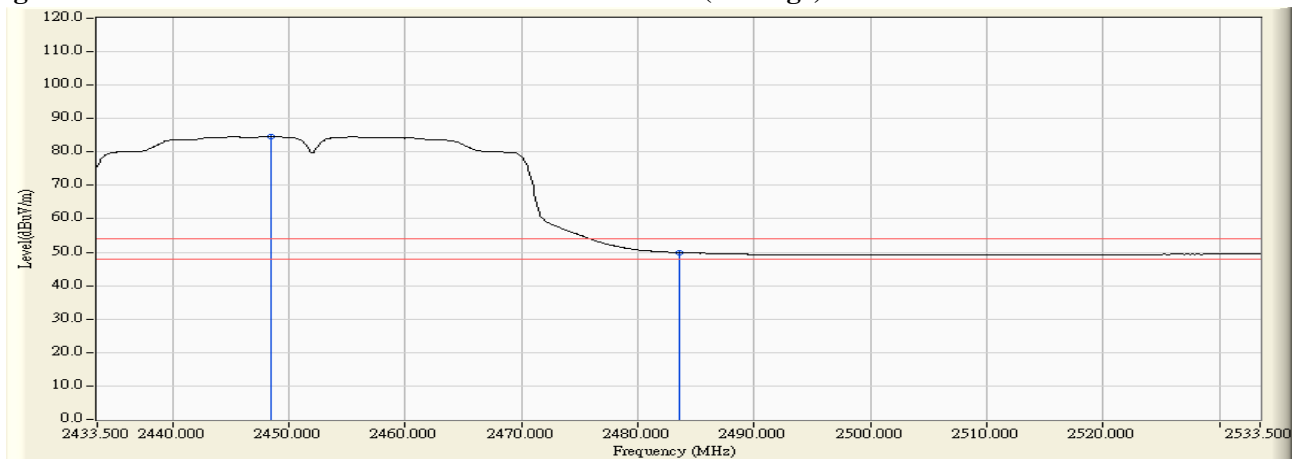


Figure Channel 09: Vertical (Average)



Note:

1. All readings above 1GHz are performed with peak and/or average measurements as necessary.
2. Peak measurements: RBW = 1MHz, VBW = 3 MHz, Sweep: Auto.
3. Average measurements: RBW = 1MHz, VBW = 10 Hz, Sweep: Auto.
4. “ * ”, means this data is the worst emission level.
5. Measurement Level = Reading Level + Correct Factor.
6. The average measurement was not performed when the peak measured data under the limit of average detection.

Product : Intel® Dual Band Wireless-AC 7260
 Test Item : Band Edge
 Test Site : No.3 OATS
 Test Mode : Mode 5: Transmit - 802.11n-40BW_30Mbps(2.4G Band)_ANT1+ANT2
 (2422Mhz)

RF Radiated Measurement (Horizontal):

Channel No.	Frequency (MHz)	Correct Factor (dB)	Reading Level (dBuV)	Emission Level (dBuV/m)	Peak Limit (dBuV/m)	Average Limit (dBuV/m)	Result
03 (Peak)	2377.600	33.730	28.440	62.169	74.00	54.00	Pass
03 (Peak)	2390.000	33.739	26.558	60.297	74.00	54.00	Pass
03 (Peak)	2400.000	33.752	33.129	66.880	74.00	54.00	Pass
03 (Peak)	2430.600	33.816	60.548	94.364	--	--	--
03 (Average)	2390.000	33.739	16.493	50.232	74.00	54.00	Pass
03 (Average)	2400.000	33.752	19.660	53.411	74.00	54.00	Pass
03 (Average)	2430.500	33.816	48.230	82.046	--	--	--

Figure Channel 01: Horizontal (Peak)

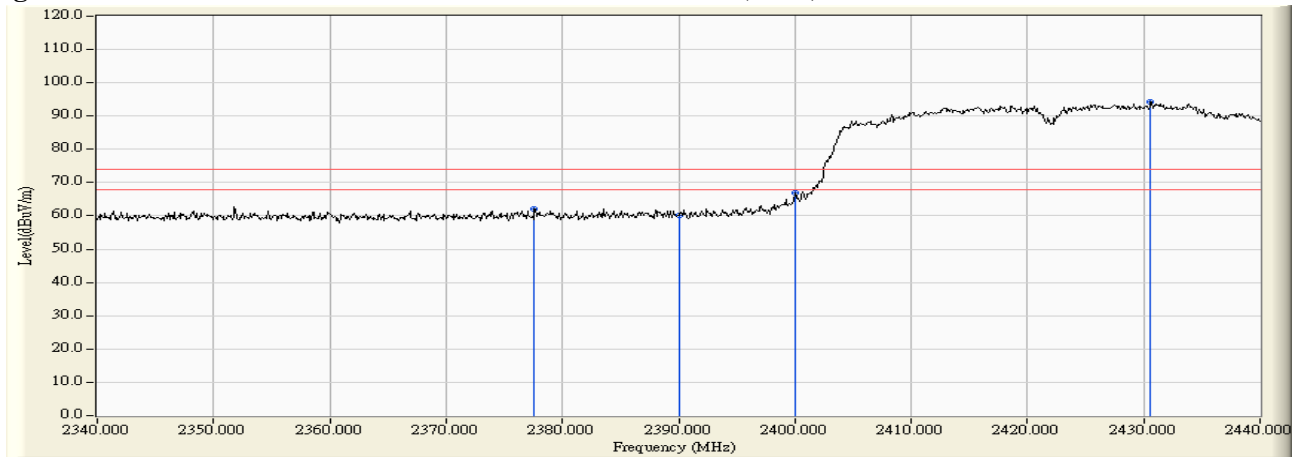
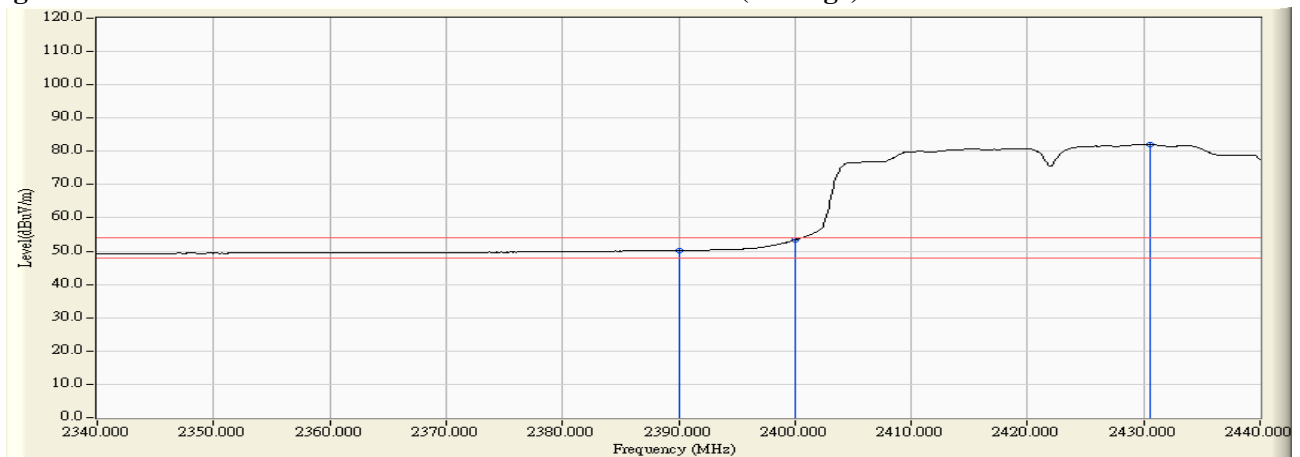


Figure Channel 01: Horizontal (Average)



Note:

1. All readings above 1GHz are performed with peak and/or average measurements as necessary.
2. Peak measurements: RBW = 1MHz, VBW = 3 MHz, Sweep: Auto.
3. Average measurements: RBW = 1MHz, VBW = 10 Hz, Sweep: Auto.
4. “ * ”, means this data is the worst emission level.
5. Measurement Level = Reading Level + Correct Factor.
6. The average measurement was not performed when the peak measured data under the limit of average detection.

Product : Intel® Dual Band Wireless-AC 7260
 Test Item : Band Edge
 Test Site : No.3 OATS
 Test Mode : Mode 5: Transmit - 802.11n-40BW_30Mbps(2.4G Band)_ANT1+ANT2
 (2422Mhz)

RF Radiated Measurement (Vertical):

Channel No.	Frequency (MHz)	Correct Factor (dB)	Reading Level (dBuV)	Emission Level (dBuV/m)	Peak Limit (dBuV/m)	Average Limit (dBuV/m)	Result
03 (Peak)	2388.300	32.279	29.486	61.765	74.00	54.00	Pass
03 (Peak)	2390.000	32.267	27.631	59.898	74.00	54.00	Pass
03 (Peak)	2400.000	32.241	35.325	67.566	74.00	54.00	Pass
03 (Peak)	2429.000	32.326	65.039	97.364	--	--	--
03 (Average)	2390.000	32.267	17.599	49.866	74.00	54.00	Pass
03 (Average)	2400.000	32.241	23.827	56.068	--	--	--
03 (Average)	2415.000	32.263	52.498	84.760	--	--	--

Figure Channel 01: Vertical (Peak)

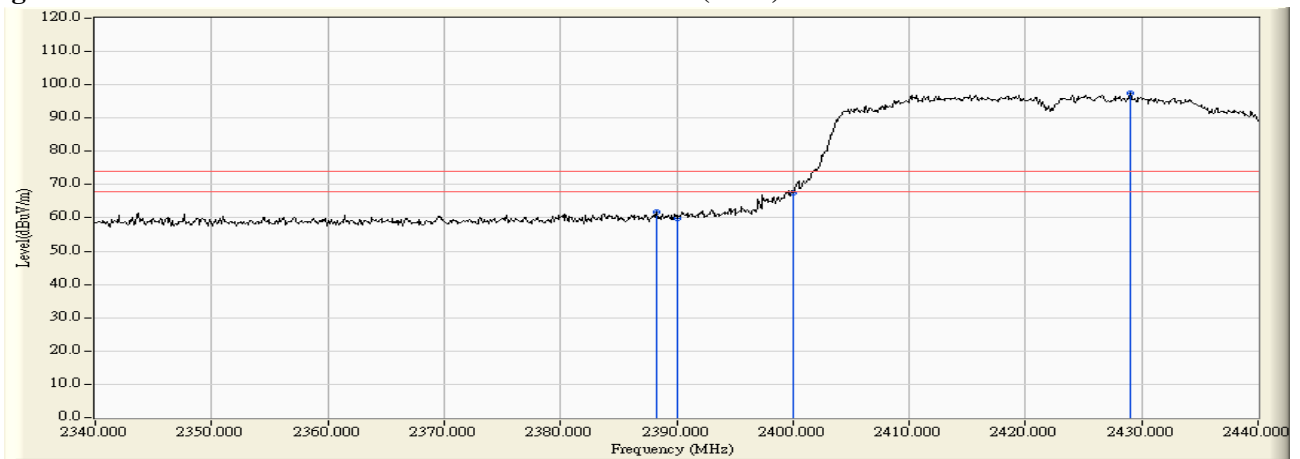
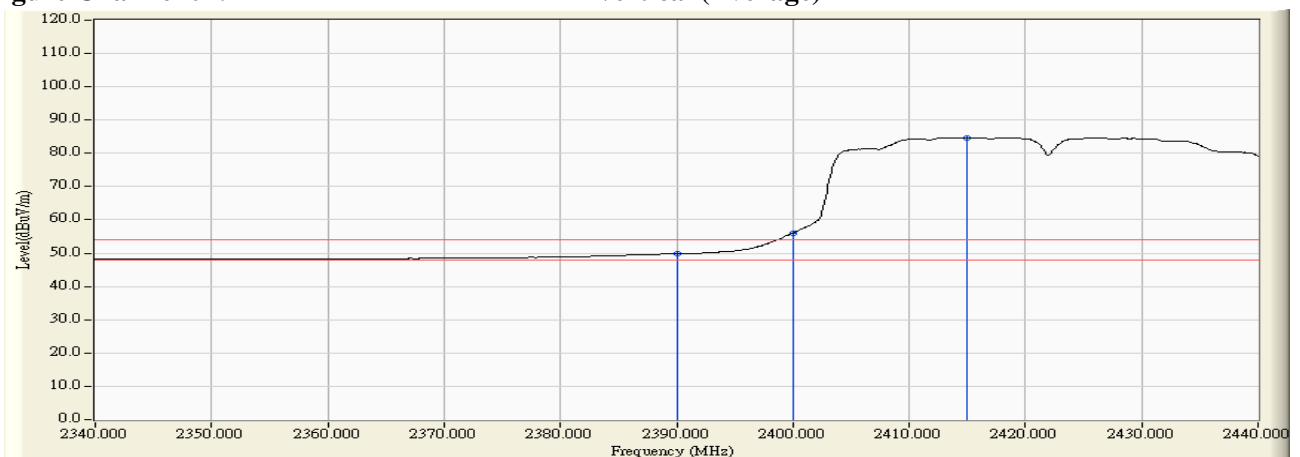


Figure Channel 01: Vertical (Average)



Note:

1. All readings above 1GHz are performed with peak and/or average measurements as necessary.
2. Peak measurements: RBW = 1MHz, VBW = 3 MHz, Sweep: Auto.
3. Average measurements: RBW = 1MHz, VBW = 10 Hz, Sweep: Auto.
4. “ * ”, means this data is the worst emission level.
5. Measurement Level = Reading Level + Correct Factor.
6. The average measurement was not performed when the peak measured data under the limit of average detection

Product : Intel® Dual Band Wireless-AC 7260
 Test Item : Band Edge
 Test Site : No.3 OATS
 Test Mode : Mode 5: Transmit - 802.11n-40BW_30Mbps(2.4G Band)_ANT1+ANT2
 (2427Mhz)

RF Radiated Measurement (Horizontal):

Channel No.	Frequency (MHz)	Correct Factor (dB)	Reading Level (dBuV)	Emission Level (dBuV/m)	Peak Limit (dBuV/m)	Average Limit (dBuV/m)	Result
04 (Peak)	2383.600	33.734	28.542	62.276	74.00	54.00	Pass
04 (Peak)	2390.000	33.739	27.305	61.044	74.00	54.00	Pass
04 (Peak)	2400.000	33.752	29.272	63.023	74.00	54.00	Pass
04 (Peak)	2437.500	33.832	61.853	95.685	--	--	--
04 (Average)	2390.000	33.739	16.437	50.176	74.00	54.00	Pass
04 (Average)	2400.000	33.752	16.912	50.663	74.00	54.00	Pass
04 (Average)	2435.800	33.828	49.804	83.632	--	--	--

Figure Channel 04: Horizontal (Peak)

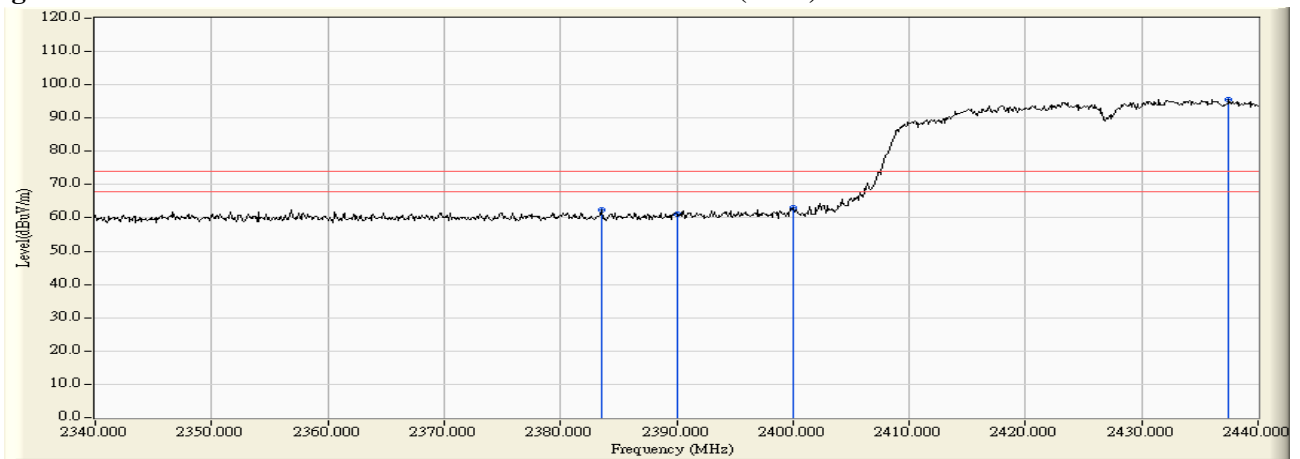
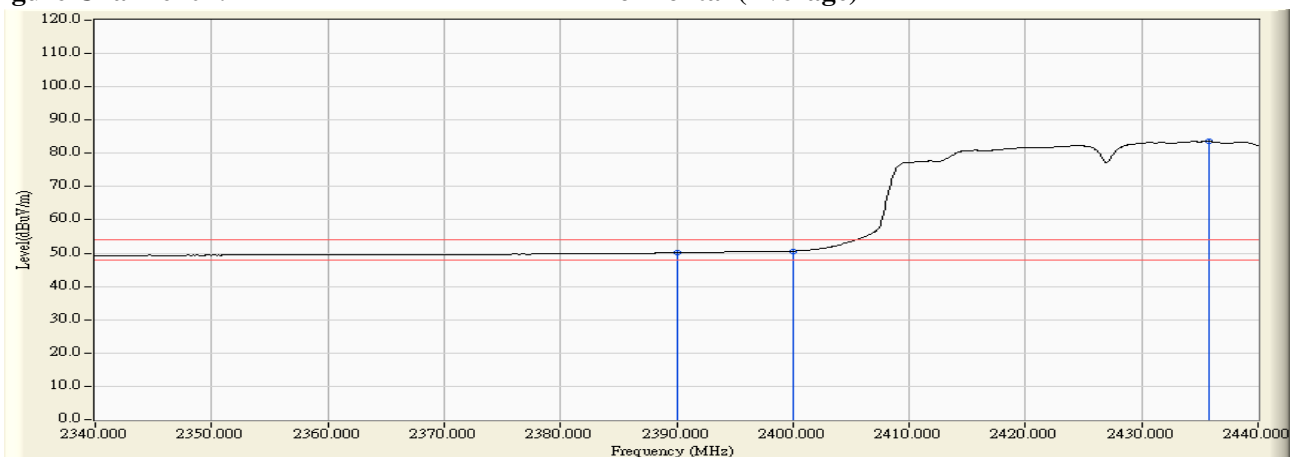


Figure Channel 04: Horizontal (Average)



Note:

1. All readings above 1GHz are performed with peak and/or average measurements as necessary.
2. Peak measurements: RBW = 1MHz, VBW = 3 MHz, Sweep: Auto.
3. Average measurements: RBW = 1MHz, VBW = 10 Hz, Sweep: Auto.
4. " * ", means this data is the worst emission level.
5. Measurement Level = Reading Level + Correct Factor.
6. The average measurement was not performed when the peak measured data under the limit of average detection

Product : Intel® Dual Band Wireless-AC 7260
 Test Item : Band Edge
 Test Site : No.3 OATS
 Test Mode : Mode 5: Transmit - 802.11n-40BW_30Mbps(2.4G Band)_ANT1+ANT2)
 (2427Mhz)

RF Radiated Measurement (Vertical):

Channel No.	Frequency (MHz)	Correct Factor (dB)	Reading Level (dBuV)	Emission Level (dBuV/m)	Peak Limit (dBuV/m)	Average Limit (dBuV/m)	Result
04 (Peak)	2390.000	32.267	29.124	61.391	74.00	54.00	Pass
04 (Peak)	2400.000	32.241	29.364	61.605	74.00	54.00	Pass
04 (Peak)	2430.400	32.331	65.833	98.165	--	--	--
04 (Average)	2390.000	32.267	17.116	49.383	74.00	54.00	Pass
07 (Average)	2400.000	32.241	18.369	50.610	74.00	54.00	Pass
07 (Average)	2435.800	32.357	53.212	85.568	--	--	--

Figure Channel 04: Vertical (Peak)

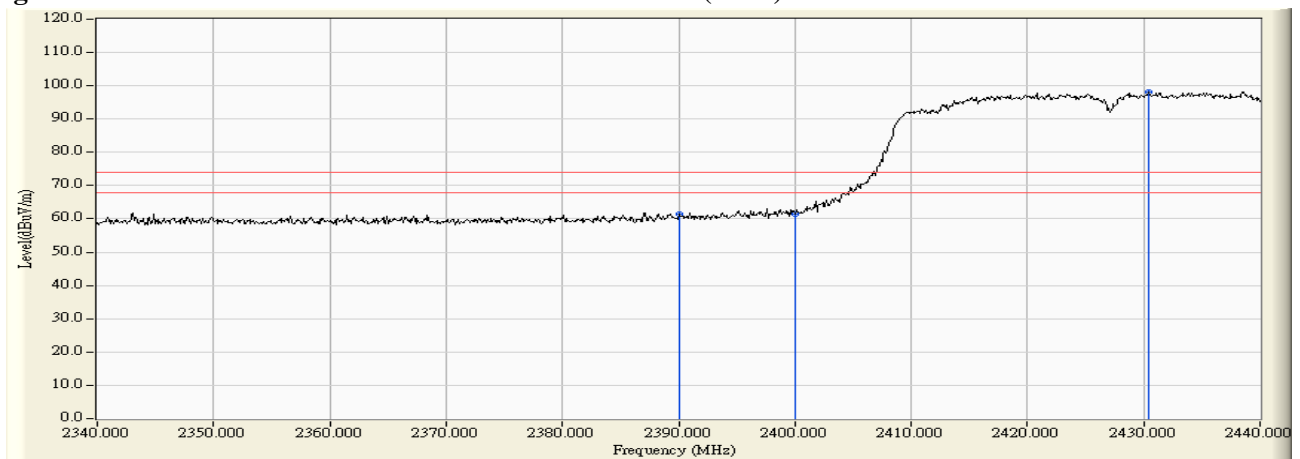
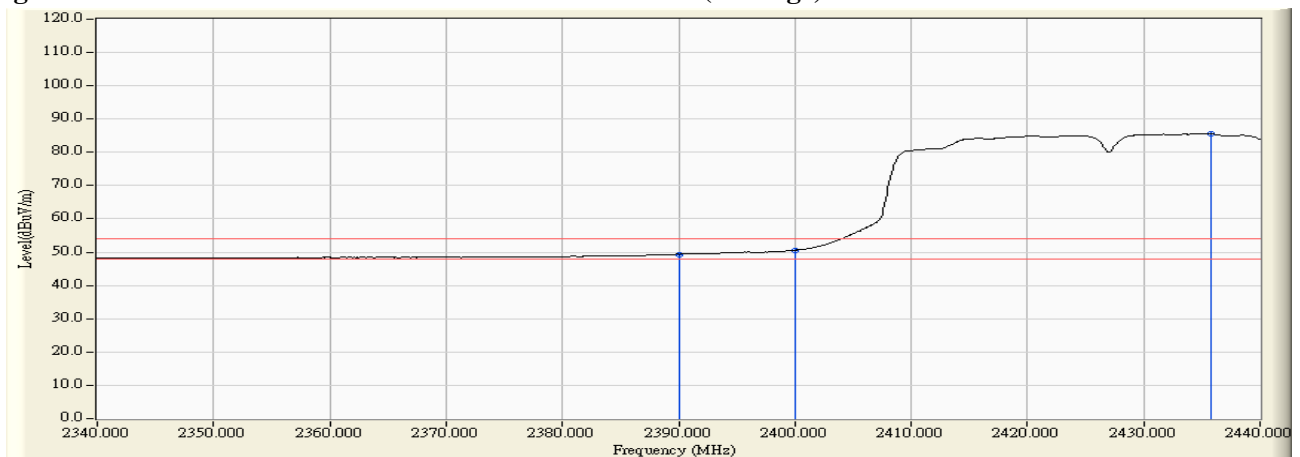


Figure Channel 04: Vertical (Average)



Note:

1. All readings above 1GHz are performed with peak and/or average measurements as necessary.
2. Peak measurements: RBW = 1MHz, VBW = 3 MHz, Sweep: Auto.
3. Average measurements: RBW = 1MHz, VBW = 10 Hz, Sweep: Auto.
4. “ * ”, means this data is the worst emission level.
5. Measurement Level = Reading Level + Correct Factor.
6. The average measurement was not performed when the peak measured data under the limit of average detection.

Product : Intel® Dual Band Wireless-AC 7260
 Test Item : Band Edge
 Test Site : No.3 OATS
 Test Mode : Mode 5: Transmit - 802.11n-40BW_30Mbps(2.4G Band)_ANT1+ANT2
 (2432Mhz)

RF Radiated Measurement (Horizontal):

Channel No.	Frequency (MHz)	Correct Factor (dB)	Reading Level (dBuV)	Emission Level (dBuV/m)	Peak Limit (dBuV/m)	Average Limit (dBuV/m)	Result
05 (Peak)	2379.600	33.731	28.684	62.415	74.00	54.00	Pass
05 (Peak)	2390.000	33.739	27.401	61.140	74.00	54.00	Pass
05 (Peak)	2400.000	33.752	29.368	63.119	74.00	54.00	Pass
05 (Peak)	2428.400	33.811	64.777	98.588	--	--	--
05 (Average)	2390.000	33.739	16.639	50.378	74.00	54.00	Pass
05 (Average)	2400.000	33.752	17.484	51.235	74.00	54.00	Pass
05 (Average)	2439.500	33.836	52.479	86.316	--	--	--

Figure Channel 05: Horizontal (Peak)

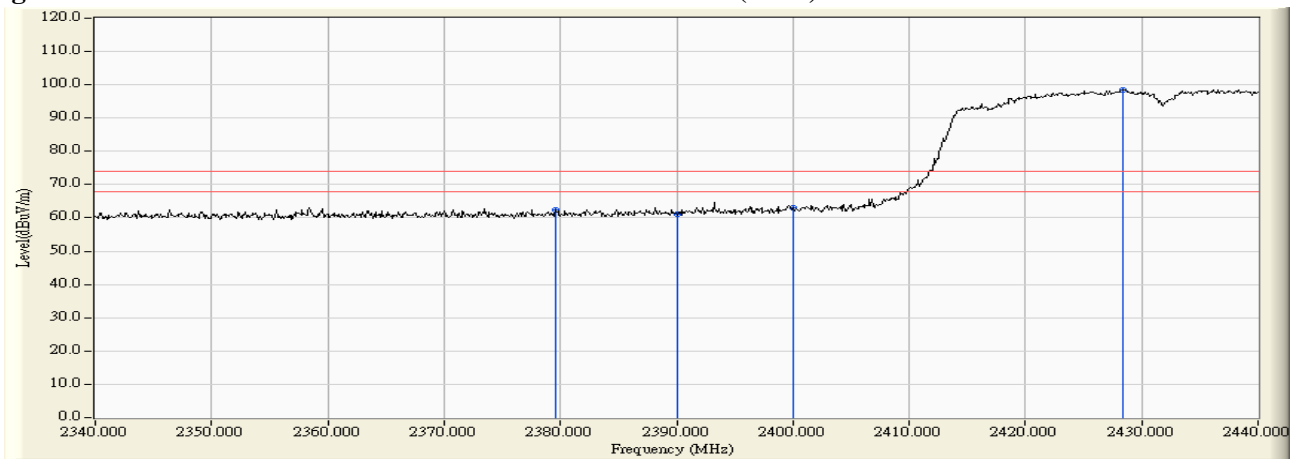
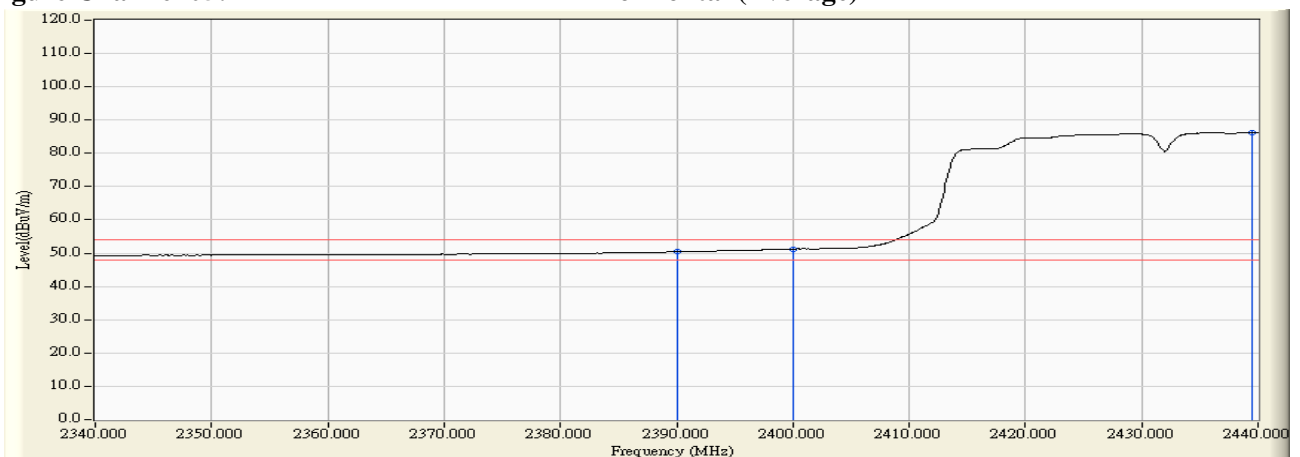


Figure Channel 05: Horizontal (Average)



Note:

1. All readings above 1GHz are performed with peak and/or average measurements as necessary.
2. Peak measurements: RBW = 1MHz, VBW = 3 MHz, Sweep: Auto.
3. Average measurements: RBW = 1MHz, VBW = 10 Hz, Sweep: Auto.
4. “ * ”, means this data is the worst emission level.
5. Measurement Level = Reading Level + Correct Factor.
6. The average measurement was not performed when the peak measured data under the limit of average detection

Product : Intel® Dual Band Wireless-AC 7260
 Test Item : Band Edge
 Test Site : No.3 OATS
 Test Mode : Mode 5: Transmit - 802.11n-40BW_30Mbps(2.4G Band)_ANT1+ANT2)
 (2432Mhz)

RF Radiated Measurement (Vertical):

Channel No.	Frequency (MHz)	Correct Factor (dB)	Reading Level (dBuV)	Emission Level (dBuV/m)	Peak Limit (dBuV/m)	Average Limit (dBuV/m)	Result
05 (Peak)	2379.800	32.338	29.715	62.053	74.00	54.00	Pass
05 (Peak)	2390.000	32.267	28.401	60.668	74.00	54.00	Pass
05 (Peak)	2400.000	32.241	30.126	62.367	74.00	54.00	Pass
05 (Peak)	2438.800	32.370	66.770	99.140	--	--	--
05 (Average)	2390.000	32.267	17.370	49.637	74.00	54.00	Pass
05 (Average)	2400.000	32.241	18.696	50.937	74.00	54.00	Pass
05 (Average)	2439.500	32.373	54.664	87.037	--	--	--

Figure Channel 05: Vertical (Peak)

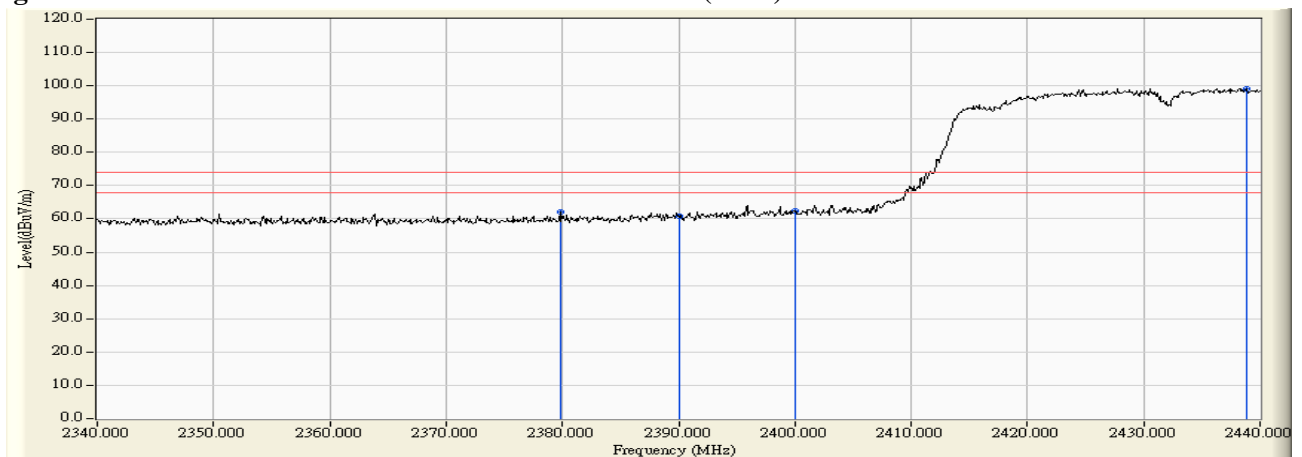
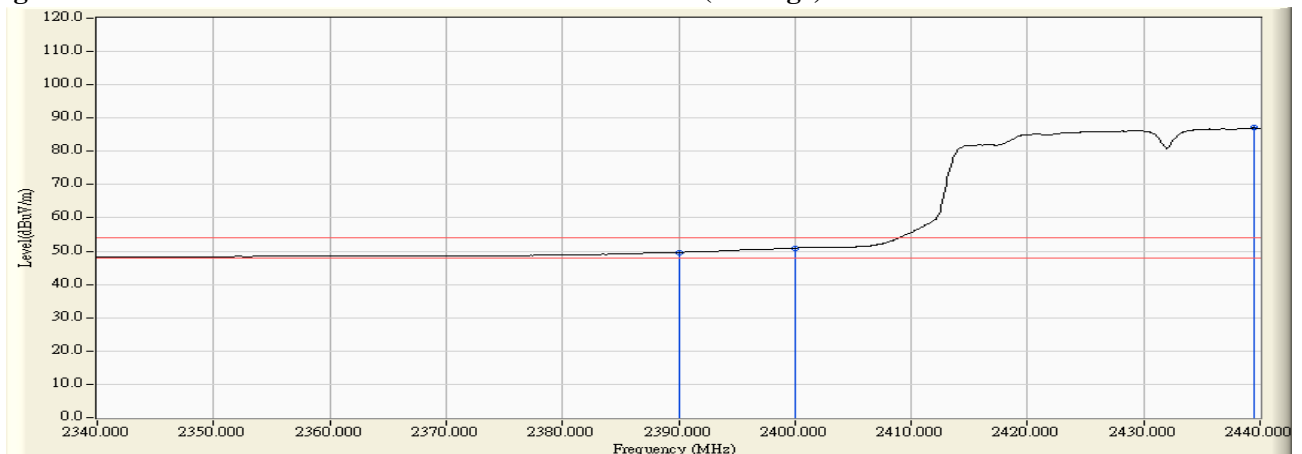


Figure Channel 05: Vertical (Average)



Note:

1. All readings above 1GHz are performed with peak and/or average measurements as necessary.
2. Peak measurements: RBW = 1MHz, VBW = 3 MHz, Sweep: Auto.
3. Average measurements: RBW = 1MHz, VBW = 10 Hz, Sweep: Auto.
4. “ * ”, means this data is the worst emission level.
5. Measurement Level = Reading Level + Correct Factor.
6. The average measurement was not performed when the peak measured data under the limit of average detection.

Product : Intel® Dual Band Wireless-AC 7260
 Test Item : Band Edge
 Test Site : No.3 OATS
 Test Mode : Mode 5: Transmit - 802.11n-40BW_30Mbps(2.4G Band)_ANT1+ANT2
 (2437Mhz)

RF Radiated Measurement (Horizontal):

Channel No.	Frequency (MHz)	Correct Factor (dB)	Reading Level (dBuV)	Emission Level (dBuV/m)	Peak Limit (dBuV/m)	Average Limit (dBuV/m)	Result
06 (Peak)	2384.100	33.734	28.787	62.521	74.00	54.00	Pass
06 (Peak)	2390.000	33.739	26.984	60.723	74.00	54.00	Pass
06 (Peak)	2400.000	33.752	27.931	61.682	74.00	54.00	Pass
06 (Peak)	2432.600	33.820	65.107	98.928	--	--	--
06 (Average)	2390.000	33.739	16.386	50.125	74.00	54.00	Pass
06 (Average)	2400.000	33.752	17.159	50.910	74.00	54.00	Pass
06 (Average)	2440.000	33.838	52.693	86.531	--	--	--

Figure Channel 06: Horizontal (Peak)

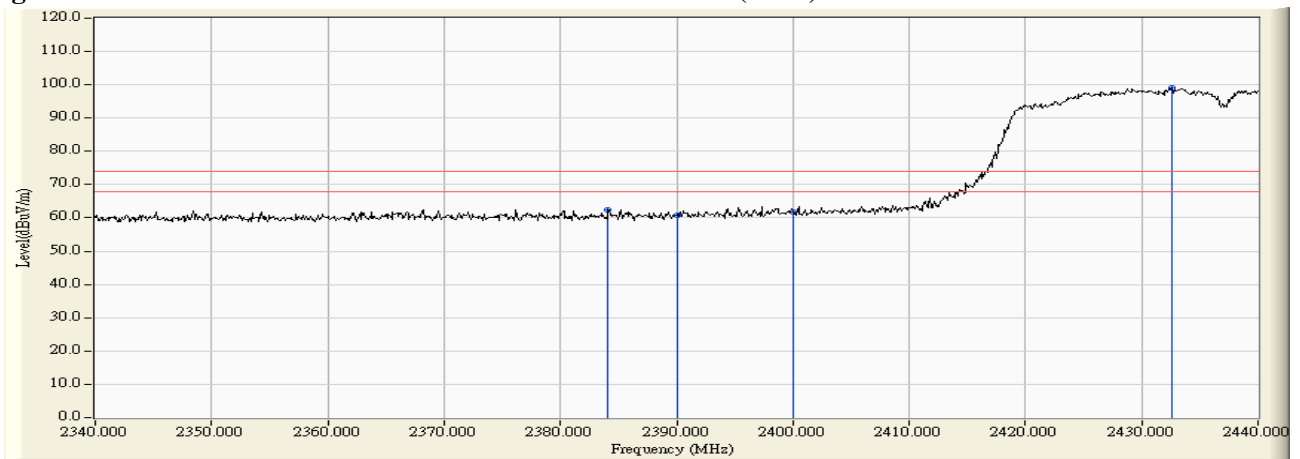
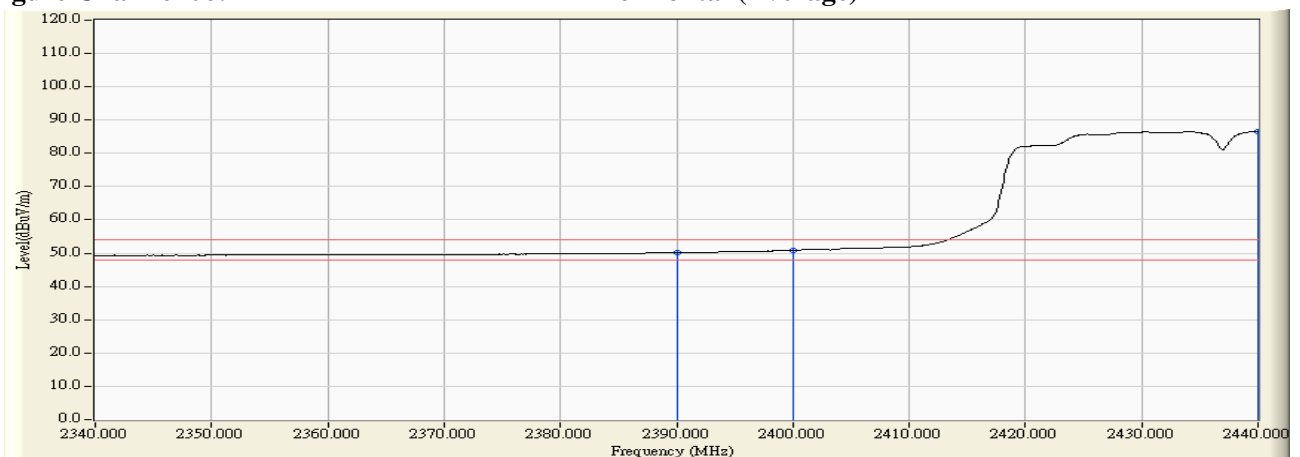


Figure Channel 06: Horizontal (Average)



Note:

1. All readings above 1GHz are performed with peak and/or average measurements as necessary.
2. Peak measurements: RBW = 1MHz, VBW = 3 MHz, Sweep: Auto.
3. Average measurements: RBW = 1MHz, VBW = 10 Hz, Sweep: Auto.
4. “ * ”, means this data is the worst emission level.
5. Measurement Level = Reading Level + Correct Factor.
6. The average measurement was not performed when the peak measured data under the limit of average detection

Product : Intel® Dual Band Wireless-AC 7260
 Test Item : Band Edge
 Test Site : No.3 OATS
 Test Mode : Mode 5: Transmit - 802.11n-40BW_30Mbps(2.4G Band)_ANT1+ANT2
 (2437Mhz)

RF Radiated Measurement (Vertical):

Channel No.	Frequency (MHz)	Correct Factor (dB)	Reading Level (dBuV)	Emission Level (dBuV/m)	Peak Limit (dBuV/m)	Average Limit (dBuV/m)	Result
06 (Peak)	2387.800	32.282	29.127	61.409	74.00	54.00	Pass
06 (Peak)	2390.000	32.267	27.369	59.636	74.00	54.00	Pass
06 (Peak)	2400.000	32.241	28.835	61.076	74.00	54.00	Pass
06 (Peak)	2432.800	32.343	69.370	101.713	--	--	--
06 (Average)	2390.000	32.267	17.134	49.401	74.00	54.00	Pass
06 (Average)	2400.000	32.241	18.984	51.225	74.00	54.00	Pass
06 (Average)	2434.300	32.350	56.846	89.196	--	--	--

Figure Channel 06: Vertical (Peak)

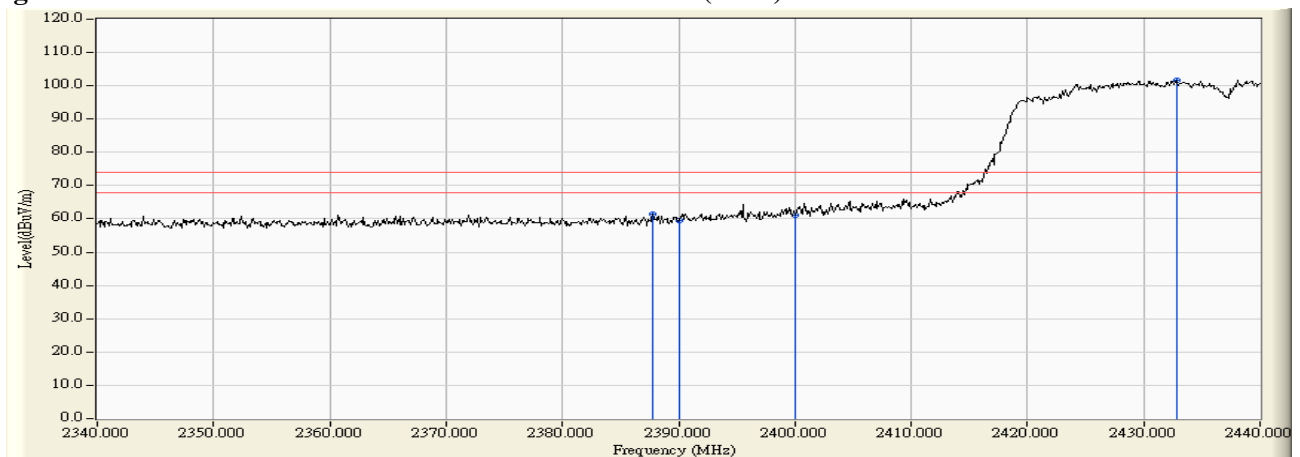
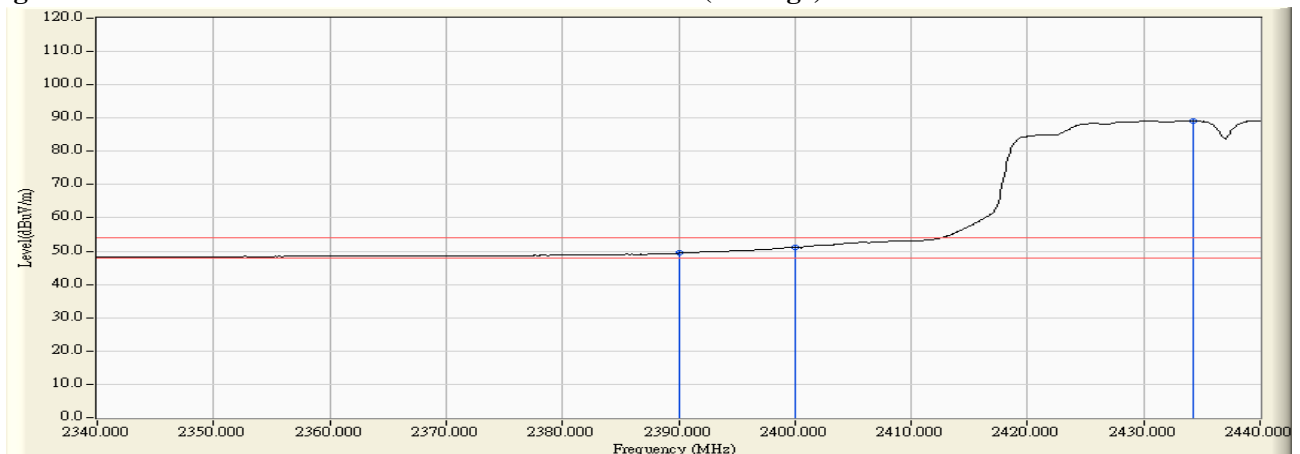


Figure Channel 06: Vertical (Average)



Note:

1. All readings above 1GHz are performed with peak and/or average measurements as necessary.
2. Peak measurements: RBW = 1MHz, VBW = 3 MHz, Sweep: Auto.
3. Average measurements: RBW = 1MHz, VBW = 10 Hz, Sweep: Auto.
4. “ * ”, means this data is the worst emission level.
5. Measurement Level = Reading Level + Correct Factor.
6. The average measurement was not performed when the peak measured data under the limit of average detection.

Product : Intel® Dual Band Wireless-AC 7260
 Test Item : Band Edge
 Test Site : No.3 OATS
 Test Mode : Mode 5: Transmit - 802.11n-40BW_30Mbps(2.4G Band)_ANT1+ANT2)
 (2452Mhz)

RF Radiated Measurement (Horizontal):

Channel No.	Frequency (MHz)	Correct Factor (dB)	Reading Level (dBuV)	Emission Level (dBuV/m)	Peak Limit (dBuV/m)	Average Limit (dBuV/m)	Result
09 (Peak)	2454.400	33.874	65.474	99.347	--	--	--
09 (Peak)	2483.500	33.951	29.121	63.071	74.00	54.00	Pass
09 (Average)	2445.300	33.849	53.166	87.016	--	--	--
09 (Average)	2483.500	33.951	17.224	51.174	74.00	54.00	Pass

Figure Channel 09: Horizontal (Peak)

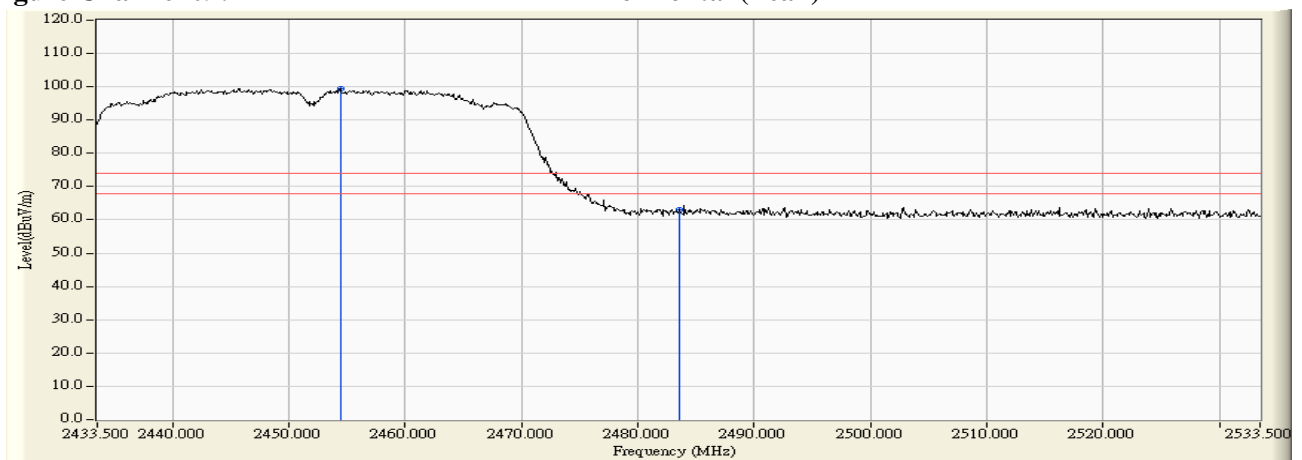
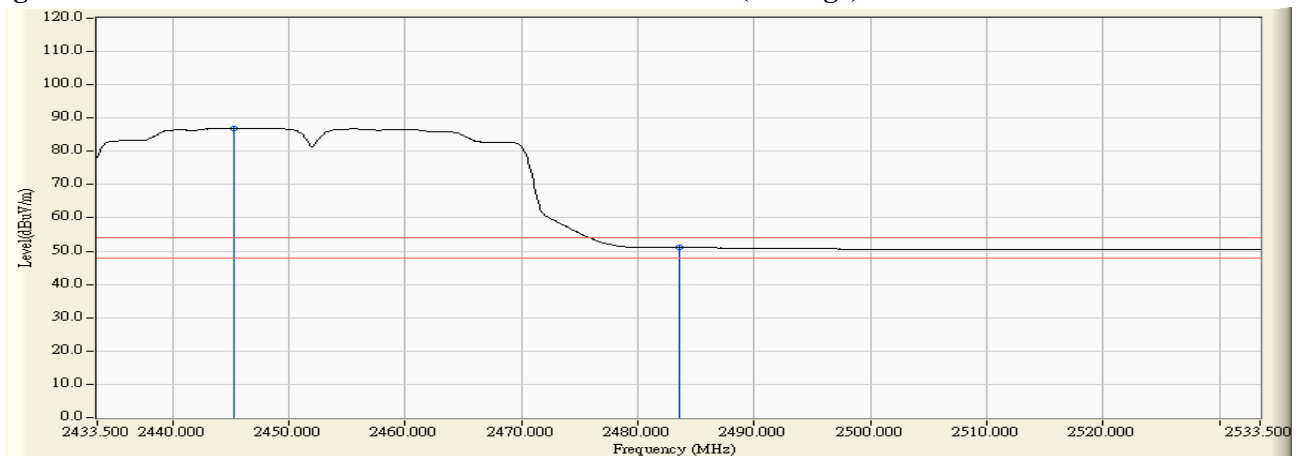


Figure Channel 09: Horizontal (Average)



Note:

1. All readings above 1GHz are performed with peak and/or average measurements as necessary.
2. Peak measurements: RBW = 1MHz, VBW = 3 MHz, Sweep: Auto.
3. Average measurements: RBW = 1MHz, VBW = 10 Hz, Sweep: Auto.
4. “ * ”, means this data is the worst emission level.
5. Measurement Level = Reading Level + Correct Factor.
6. The average measurement was not performed when the peak measured data under the limit of average detection.

Product : Intel® Dual Band Wireless-AC 7260
 Test Item : Band Edge
 Test Site : No.3 OATS
 Test Mode : Mode 5: Transmit - 802.11n-40BW_30Mbps(2.4G Band)_ANT1+ANT2)
 (2452Mhz)

RF Radiated Measurement (Vertical):

Channel No.	Frequency (MHz)	Correct Factor (dB)	Reading Level (dBuV)	Emission Level (dBuV/m)	Peak Limit (dBuV/m)	Average Limit (dBuV/m)	Result
09 (Peak)	2453.700	32.441	68.805	101.245	--	--	--
09 (Peak)	2483.500	32.586	31.333	63.918	74.00	54.00	Pass
09 (Average)	2455.600	32.450	55.732	88.182	--	--	--
09 (Average)	2483.500	32.586	19.499	52.084	74.00	54.00	Pass

Figure Channel 09: Vertical (Peak)

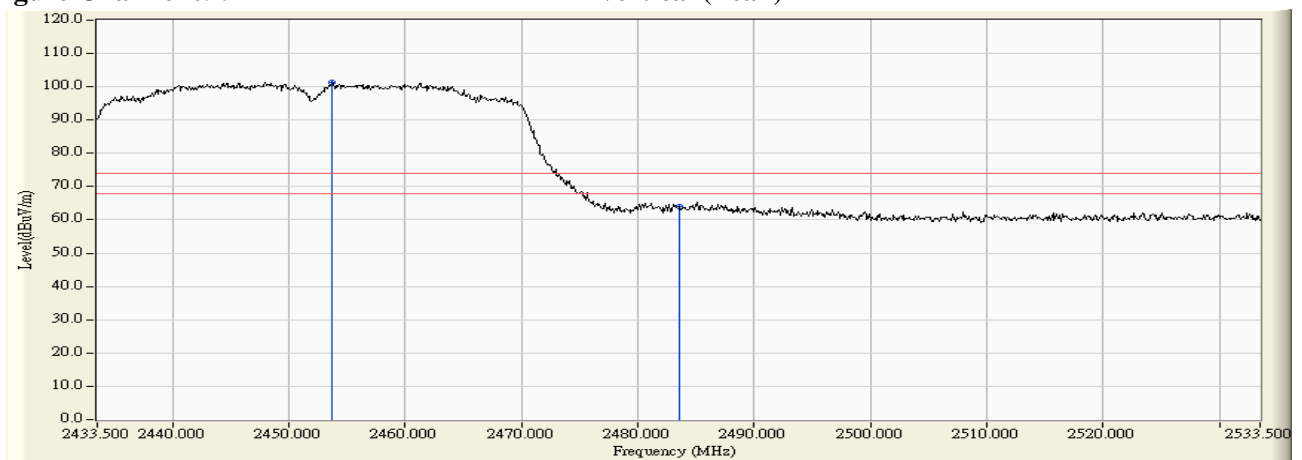
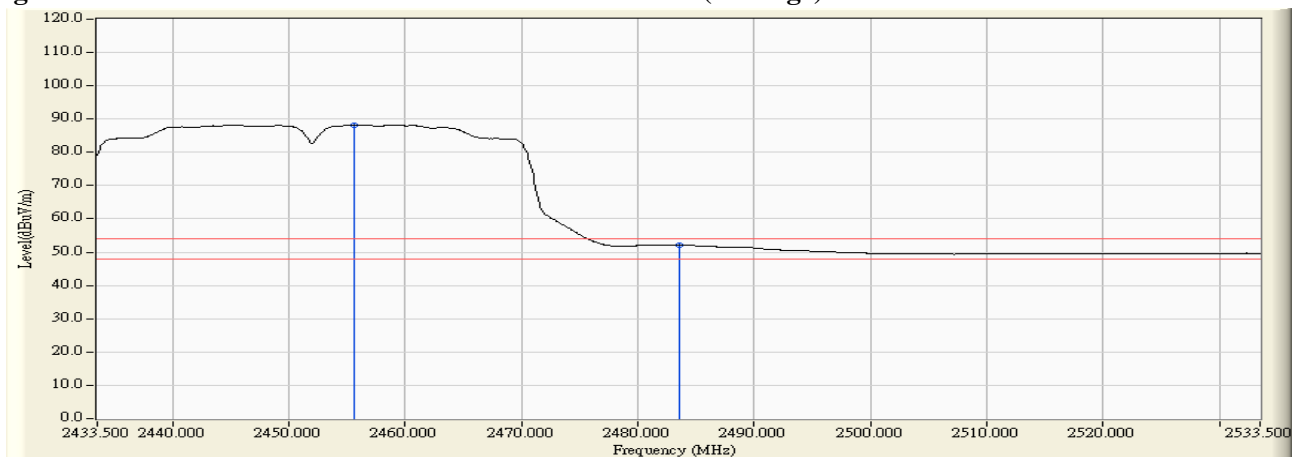


Figure Channel 09: Vertical (Average)



Note:

1. All readings above 1GHz are performed with peak and/or average measurements as necessary.
2. Peak measurements: RBW = 1MHz, VBW = 3 MHz, Sweep: Auto.
3. Average measurements: RBW = 1MHz, VBW = 10 Hz, Sweep: Auto.
4. “ * ”, means this data is the worst emission level.
5. Measurement Level = Reading Level + Correct Factor.
6. The average measurement was not performed when the peak measured data under the limit of average detection.

5. During Compliance Testing

No modification was made during testing.

Attachment 1: EUT Test Photographs

Attachment 2: EUT Detailed Photographs