

尺寸： 90×129mm  
展开尺寸： 270×129mm

正面



**3 IN 1 Wireless Charging Stand**  
USER MANUAL



☀️ ⌚ 3" → ○ ✓



Type-C data cable



PD 20W adapter



Tilt Adjustable


1



2

反面


Bare metal  
(iPhone12/13/14 series)



✓

Strong magnetic attraction  
does not slip off


Conventional  
phone case



✗

Affect the magnetic force  
easy to slip off

magnetic phone case



✓

Strong magnetic attraction  
does not slip off

3

Working Status	LED Indicator
Connected to power	☀️ ⌚ 3" → ○
Standby	○
On charging	☀️
Fully Charged	☀️
1. Metal or abnormal temperature detected	☀️
2. Using a non-Quick Charge Wall Charger	☀️
Smartwatch Charging	○

🔔

For the fast and safe charge, using a Quick Charge 2.0 or 3.0 Wall Charger is highly recommended. Other Chargers may not work well with this device.

**Attentions**

- Please keep the charger away from water or other liquids.
- Do not place the charger too close to any magnetic stripe or chip card (ID card, bank cards, etc.) to avoid magnetic failure.
- This item is forbidden to be used on any mobile device with metal plates, as it will cause extreme heat that may burn and / or damage the device.
- Fast charge via the plug and USB charging cable ( both support QC or PD ) .
- We recommend using the 12/13/14 series mobile phone for bare metal charging or using the original magnetic case to charge the 12/13/14 series mobile phone. Wearing other ordinary mobile phone cases may cause the mobile phone to slide down and damage the phone. It is not recommended to charge phones other than the 12/13/14 series because this product is not compatible with other models.
- The standard temperature of wireless charger is 130°F, but the temperature of our products should be controlled within 113°F. The charger will cut off current when abnormal heating occurs. Please contact us if any damage occurs.
- We recommend that you turn off the power-consumption software before charging to effectively prevent the phone from overheating. When the temperature exceeds 113°F during charging, it is normal for the charging speed to slow down.

4

**PRODUCT DETAILS**

Type-C input:	5V/3A,9V/2A,12V/1.5A
Wireless Output :	Phone: 5W/7.5W/10W/15W (MAX) Earbuds: 3W (MAX) Watch: 2.5W (MAX)
Material:	ABS+Zinc Alloy
Charging Cable:	Type-C
Charging Cable Length:	3.3ft/1m
Package Includes:	3-in-1Wireless Charger Stand×1 PD 20W Charger Adapter×1 Type-C Cable(3.3ft/1m)×1 User Manual×1

If you have any other questions, please feel free to contact us.

5

## FCC Warning

This device complies with part 15 of the FCC Rules. Operation is subject to the following two conditions: (1) This device may not cause harmful interference, and (2) this device must accept any interference received, including interference that may cause undesired operation.

Any Changes or modifications not expressly approved by the party responsible for compliance could void the user's authority to operate the equipment.

**Note:** This equipment has been tested and found to comply with the limits for a Class B digital device, pursuant to part 15 of the FCC Rules. These limits are designed to provide reasonable protection against harmful interference in a residential installation. This equipment generates uses and can radiate radio frequency energy and, if not installed and used in accordance with the instructions, may cause harmful interference to radio communications. However, there is no guarantee that interference will not occur in a particular installation. If this equipment does cause harmful interference to radio or television reception, which can be determined by turning the equipment off and on, the user is encouraged to try to correct the interference by one or more of the following measures:

- Reorient or relocate the receiving antenna.
- Increase the separation between the equipment and receiver.
- Connect the equipment into an outlet on a circuit different from that to which the receiver is connected.
- Consult the dealer or an experienced radio/TV technician for help.

The equipment complies with FCC radiation exposure limits set forth for an uncontrolled environment. During the operation of device a distance of 15 cm surrounding the device and 20 cm above the top surface of the device must be respected.