产品配色与工艺说明图
Product Colour, Material & Finishing Specfications

Product Model 产品型号	LC06	Brand 品牌	中性	Job No. 图档编码	3-608LC060602A0001
Product Type 产品类	无线充电器说明书	Description 描述	/	Revision 版本号	
Dimension 尺寸	90*65mm	Original Designer 原设计师		Date 日期	2020.10.23
Scale 比例	1:1	Technology 工艺	128g哑粉纸 双面四色印刷	Verifing 审核	

Fast Wireless Charger
User Manual

Thanks for choosing us!

This is a smart phone wireless charger that allows you enjoy the fun of digital products easily.
Please kindly read the user manual before using and keep it for future reference.

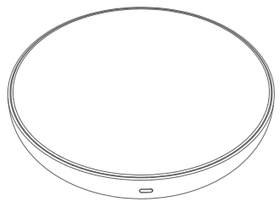

Specification

Input:DC5V 3A, DC9V 2.22A, DC12V 1.67A
Output: 5W/7.5W/10W/15W
Frequency: 11[illegible]~205KHZ
Dimensions: Φ63×10.5mm
Charging distance: ≤10mm
Conversion: ≥72%
NW.:57g

Connect to Power Adapter

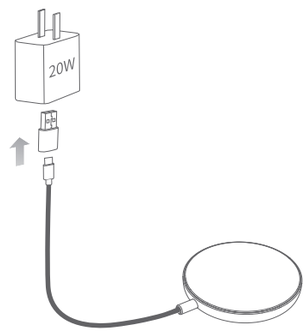

① Connect the power adapter to socket.
② Connect adapter to the Type-C interface.
③ The white LED light of charger will flash 3times when power on, then enter to standby mode.

*20W PD wall charger need to buy separately, please use the connector adapter accordding to your wall charger USB output port.

Charging Mode

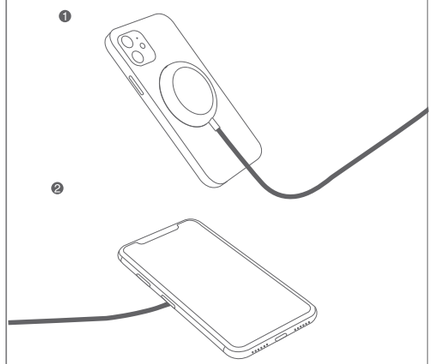

① Make sure the wireless charger dock connect to the power supply.
② Put the magnetic wireless charging phone one the charger, they will align automaticly, white LED light will turn off after 30 seconds. The white LED light will flashing when FOD detected.
The device also support wireless charging to other nonmagnatic wireless charging function device.

Notes

1、Do not squeeze or collisions.
2、Do not disassemble or throw into fire or water, to avoid causing a short circuit leakage.
3、Do not use wireless charger in severely hot, humid or corrosive environments, to avoid circuit damage and occurs leakage phenomnon.
4、Do not place too close with magnetic stripe or chip card (ID card, bank cards, etc.) to avoid magnetic failure.
5、Please keep the distance at least 20cm between implantable medical devices (pacemakers, implantable cochlear, etc.) and the wireless charger, to avoid potential interference with the medical device.
6、To take care of the children, to ensure that they won' t play the wireless charger as a toy, to avoid unnecessary accidents.

The involved images are sketch maps, the final product as per the material subjects.
Includes: wireless charger,USB output port, user' s manual.

FCC WARNING
This device complies with part 15 of the FCC Rules. Operation is subject to the following two conditions: (1) this device may not cause harmful interference, and (2) this device must accept any interference received, including interference that may cause undesired operation.
Any changes or modifications not expressly approved by the party responsible for compliance
could void the user's authority to operate the equipment.
NOTE: This equipment has been tested and found to comply with the limits for a Class B digital device, pursuant to Part 15 of the FCC Rules. These limits are designed to provide reasonable protection against harmful interference in a residential installation. This equipment generates, uses and can radiate radio frequency energy and, if not installed and used in accordance with the instructions, may cause harmful interference to radio communications. However, there is no guarantee that interference will not occur in a particular installation.
If this equipment does cause harmful interference to radio or television reception,
which can be determined by turning the equipment off and on, the user is encouraged to try to correct the interference by one or more of the following measures:
-- Reorient or relocate the receiving antenna.
-- Increase the separation between the equipment and receiver.
-- Connect the equipment into an outlet on a circuit different from that to which the receiver is connected.
-- Consult the dealer or an experienced radio/TV technician for help.
The equipment complies with FCC radiation exposure limits set forth for an uncontrolled environment. During the operation of device a distance of 15 cm surrounding the device and 20 cm above the top surface of the device must be respected.

快速无线充电器
用户手册

感谢您购买本产品!

本产品是一款智能手机无线充电器，能让您轻松体验数码产品的无限乐趣。
使用本产品前请认真阅读本手册并妥善保存，以备查阅。

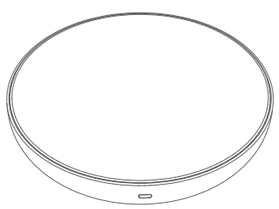

规格参数

输入电压：DC5V 3A, DC9V 2.22A, DC12V 1.67A
输出功率：5W/7.5W/10W/15W
工作频率：11[illegible]~205KHz
规格尺寸：Φ63×10.5mm
接收距离：≤10mm
电力转换：≥72%
产品重量：57g

连接适配器充电

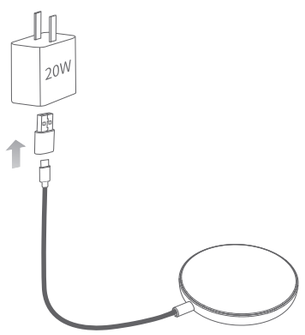

① 将电源适配器插在插座上。
② Type-C电源线一端连接适配器。
③ 充电板通电后白灯闪烁三次然后熄灭进入待机模式。
注：20W适配器需另外购买，请根据适配器接口选择是否使用转接头。

手机正确充电方式

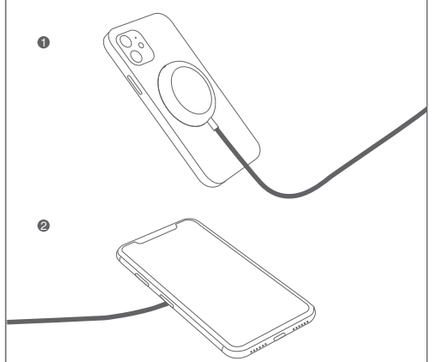

① 确认无线充电器连接电源，并处于待机状态。
② 将带有磁吸无线充电功能的手机放置在充电板上，充电板会自动吸附对位，指示灯白灯长亮30秒后熄灭，当有金属等异物放置在充电板上，指示灯呈白灯闪烁。
本产品同时支持对不带磁吸功能的无线充电设备进行充电。

注意事项

1、请勿挤压或碰撞。
2、请勿自行拆卸或投入火中、水中，避免造成短路漏电。
3、请勿在严重高温、潮湿或腐蚀性环境下使用无线充电器，避免损坏电路出现漏电现象。
4、请勿与带磁条或者芯片的磁卡（身份证、银行卡等）放置太近，避免造成磁卡失效。
5、请保持植入医疗设备（心脏起搏器、植入性耳蜗等）与无线充电器之间的距离至少为20cm，以避免对医疗设备造成潜在干扰。
6、应看管好儿童，以确保他们不将无线充电器当成玩具来玩，以避免不必要的意外。

说明书涉及图片均为示意图，最终产品以实物为准。
内含：无线充电器、USB转接头、产品说明书。

警告语

此设备符合FCC规则的第15部分。 操作必须符合以下两个条件：（1）此设备不会造成有害干扰，并且（2）此设备必须接受收到的任何干扰，包括可能导致意外操作的干扰。
未经负责合规方明确批准的任何更改或修改，都可能使用户丧失操作设备的权限。

注意：根据FCC规则第15部分的规定，本设备已经过测试，符合B类数字设备的限制。 这些限制旨在为住宅安装中的有害干扰提供合理的保护。 本设备会产生，使用并辐射射频能量，如果未按照说明进行安装和使用，可能会对无线电通信造成有害干扰。 但是，不能保证在特定安装中不会发生干扰。
如果此设备确实对广播或电视接收造成有害干扰，
可以通过打开和关闭设备来确定，建议用户尝试以下一种或多种措施来纠正干扰：
- 重新调整或摆放接收天线。
- 增加设备和接收器之间的距离。
-将设备连接到与接收器不同电路的插座上。
-向经销商或有经验的无线电/电视技术人员咨询以获得帮助。
为了保持符合FCC的RF暴露准则，应在距您的身体辐射器20厘米的最小距离内安装和操作此设备：仅使用提供的天线。