

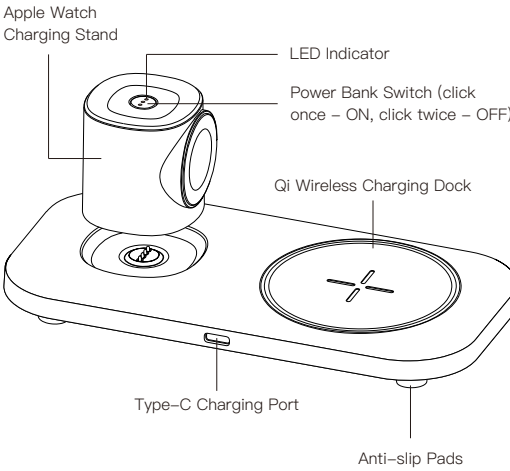


User Maunal

2-in-1  
Wireless Charger

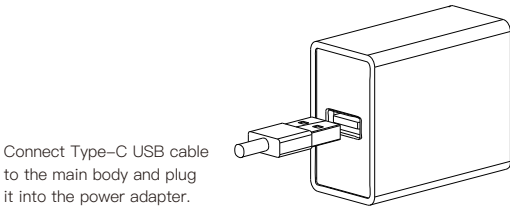
Thank you for purchasing the 2-in-1 Wireless Charger.  
Please read the manual carefully before using the product.

Product Outline



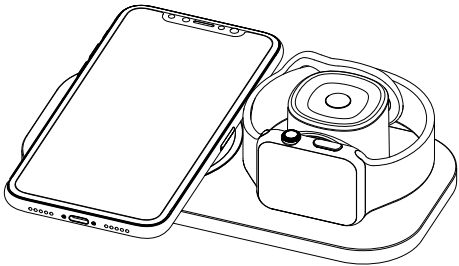
Instructions

1. USB Cable Connection



Connect Type-C USB cable to the main body and plug it into the power adapter.

2. Charging

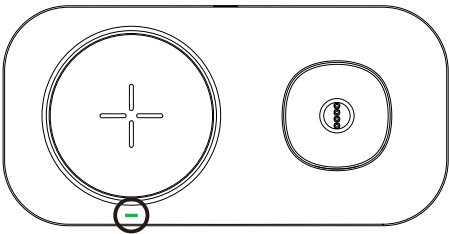


Place both your phone and Apple Watch on the wireless charger. Make sure they are well located in the charging area of the wireless charger.

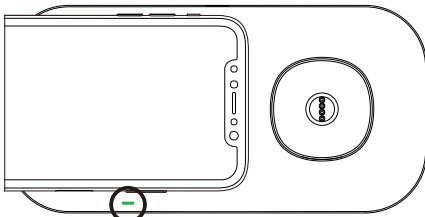
3. LED Indicator

3.1. Qi Wireless Charger

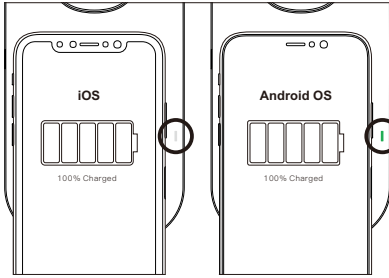
When the phone is charging, the LED Indicator on Qi wireless charger will light up to show charging status:



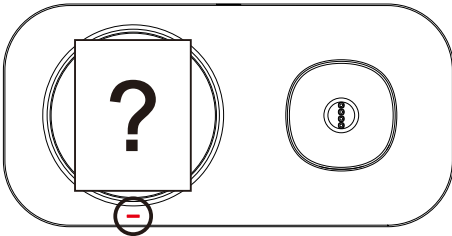
1) Standby Mode - light is on with green color



2) Charging Mode - light will flash for 5 times and turn off



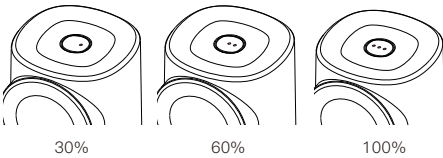
3) Fully Charged - iOS: without LED light; Android OS: light is on with green color



4) Foreign Object or Error Warning - light is on with red color

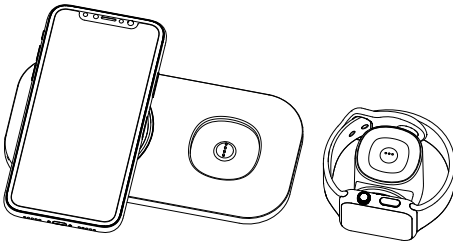
3.2. Apple Watch Charger

Three LED indicators on the Apple Watch Charger indicate 30%, 60%, 100% of the battery respectively.



**Note:** It refers to the battery of Apple Watch Power Bank, but not the Apple Watch Charger.

4. Apple Watch Power Bank



The Apple Watch charger can be detached and used alone as a power bank.

Attention:

1. Please make sure that the power adapter used meets the requirement. If the power is insufficient, the product may

- not work normally.
- Please do not place any metal or magnetic object between your phone and charger, otherwise the charger will not work.
- Equip your device with a Qi receiver if it is not Qi-enabled out of the box.
- Only after the Apple Watch is fully charged can the power bank begin to charge.

Product Specifications

Model	S002
Material	ABS+PC, Silicone
Output Interface	Type-C
Output 1	Wireless charging for mobiles 5W / 7.5W / 10W
Output 2	Wireless charging for Apple Watch 5W
Input	QC 3.0 18W
Cable Length	1m
Capacity	850mAh
Plug Standard	US (JP/CN), EU, UK
LED Indicator	Qi: 1 LED shows the charging status Apple Watch Power Bank: 3 LEDs indicate 30%, 60%, 100% of the power
Dimension	Qi Wireless Charger: 170 x 84 x 13.8mm Apple Watch Charger: 39.5 x 39.5 x 41mm

Applicable Devices

1. Qi Wireless Charger Compatible Devices:

- 1.1 10W Fast Charging Mode for:  
Samsung S9 / S9 Plus / Note 8 / S8 / S8 Plus / S7 / S7 Edge / S6 Edge Plus / Note 5
- 1.2 7.5W Fast Charging Mode for:  
iPhone X / 8 / 8 Plus
- 1.3 5W Mode for All Qi-enabled Phones:  
a: Samsung S6 / S6 Edge  
b: Nokia Lumia 920 / 1020 / 928 / 1520 / 820 / 822 / 930 / 950  
c: Moto Droid Maxx / Droid Mini / Droid Turbo  
d: Google Nexus 4 / 5 / 6 / 7  
e: LG Optimus Vu2 / G2 / G3 / LG G6 / LG V30  
f: Nexus 4 / Nexus 5 / Nexus 6 / LTE 2 / D1

2. Apple Watch Charger Compatible Devices:

Apple Watch Series 1 / 2 / 3 / 4 / 1st generation in 38mm, 40mm, 42mm and 44mm.

Product Contents

- 1 x 2-in-1 Wireless Charger
- 1 x Apple Watch Charger
- 1 x Power Adapter
- 1 x USB Cable
- 1 x User Manual

FCC Caution:

Any Changes or modifications not expressly approved by the party responsible for compliance could void the user's authority to operate the equipment.

This device complies with part 15 of the FCC Rules. Operation is subject to the following two conditions:  
(1) This device may not cause harmful interference, and (2) this device must accept any interference received, including interference that may cause undesired operation.

FCC Radiation Exposure Statement:

This equipment complies with FCC radiation exposure limits set forth for an uncontrolled environment .

This equipment should be installed and operated with minimum distance 20cm between the radiator& your body.

This transmitter must not be co-located or operating in conjunction with any other antenna or transmitter.