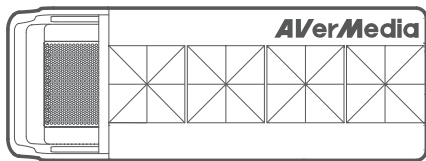


Wireless Teacher Microphone AW313 Quick Guide



English

Disclaimer

All the screen shots in this documentation are only example images. The images may vary depending on the product and software version. Information presented in this documentation has been carefully checked for reliability; however, no responsibility is assumed for inaccuracies. The information contained in this documentation is subject to change without notice.

Copyright and Trademark Information

©2015 by AVerMedia Technologies, Inc. All rights reserved. No part of this publication, in whole or in part, may be reproduced, transmitted, transcribed, altered or translated into any language in any form by any means without the written permission of AVerMedia Technologies, Inc. Information and specification contained in this manual are subject to change without notice and do not represent a commitment on the part of AVerMedia.

For more information, please refer to www.avermedia.com. "AVerMedia" is a trademark or registered trademark of AVerMedia Technologies, Inc. The pictures contained in this manual are provided for reference purposes only.

Made in Taiwan (Except Accessories).


US Office

Address 47358 Fremont Blvd., Fremont, CA 94538
Website www.avermedia-usa.com
Telephone (408)-263-3828

Headquarters

Address No.135, Jian 1st Rd., Zhonghe Dist., New Taipei City 23585, Taiwan
Website <http://www.avermedia.com>
Telephone +886-2-2226-3630

Important Safety Instructions and Disclaimer

 **WARNING:** Failure to follow these safety instructions could result in fire, electric shock, other injury or damage to device or other property, and/or loss of life. AVerMedia is not responsible for damage or injury arising from failure to follow safety instructions relating to the product's use.

General Guidelines and Warning

- Read and follow these instructions.
- Do not use the device on uneven or unstable surfaces.
- Do not use this device in a wet environment or near water.
- Unplug the device before cleaning. Clean only with a dry cloth.
- Use in a well ventilated environment. Do not block any ventilation openings.
- Use the device within the specified temperature range.
- Use power sources within the specified voltage range.
- Do not place heavy objects on the device.
- Do not install near heat sources such as radiators or stoves.
- Do not defeat the safety purposes of the polarized or grounding-type plug.
- Protect the power cord from being walked on or pinched, particularly where the cord connects with plugs or adapters.
- Only use the attachments and accessories specified by the manufacturer.
- Unplug this device during lightning storms or when unused for prolonged time.
- Do not modify or disassemble the device in any way.
- Refer all servicing to qualified personnel.
- Do not dispose the device as general household waste. Dispose in accordance with local environmental laws.

General Battery Instructions

- Never short circuit the battery terminals.
- Store the batteries in a cool dry place.
- Keep the battery away from children.
- Keep the battery away from fire.
- Stop using or charging the battery immediately if the battery becomes or appears

damaged, gives off an odor, becomes discolored or deformed, starts to balloon or swell, leaks.

- Never store or charge the battery inside your car or in extreme temperature. Extreme temperatures might ignite the battery and cause fire.
- Do not dispose of used batteries in domestic waste. Dispose of batteries at special collection points or return to point of sale if applies.

Lithium Polymer Battery

- Attempting to disassemble or modify the battery can cause an explosion or liquid leakage from the battery. If the rechargeable battery is incorrectly replaced, there is danger of an explosion.
- The battery contains a small amount of harmful substances. To avoid possible injury, replace it with a battery type recommended by AVerMedia.
- The battery's working temperature is between 0°C and 35°C, be sure to operate the device within this range. Do not expose it to direct sunlight as it could cause overheating, rupture, or even fire.
- Even if the battery is fully charged and not in use, it will still discharge gradually over time. If you haven't used the device for a while, it is recommended to recharge it before use.
- Batteries are consumable supplies. Their power capacities degrade gradually after repeated charging. Therefore, even when you charge it fully every time, the usage time will still reduce and batteries will eventually die out.
- When the device is in use or charging, it is normal for it to get warm.
- Never charge the battery unattended. During the entire process of charging your battery, you must constantly observe and monitor the charging process so that you can quickly react to any problems that may occur and to be certain that the battery is being charged properly.
- The battery should be stored at room temperature, charged to approximately 30 to 50% of capacity at least once per year to prevent over-discharge.
- Do not discharge the battery at a rate exceeding the maximum continuous discharge current specified for it. Otherwise, the battery will overheat and result in battery deterioration, bursting, ballooning, or possibly cause a fire or explosion.

Limited Warranty

AVerMedia warrants that the Product is free from defects in material and/or workmanship under normal use.

AVerMedia does not warrant that the operation of the Product will be uninterrupted or error-free. The Limited Warranty does not cover:

- The warranty period has expired;
- Product that has (a) serial numbers or the warranty sticker that have been removed, tampered, damaged or altered, or (b) nonconforming.
- Product purchased from an unauthorized distributor;
- Product has been tested, altered, modified, repaired or serviced by someone other than AVerMedia (or its authorized service centers);
- Failure to adhere to user's manual.
- Product that are operated in combination with third party's software which may be obtained by user or provided by AVerMedia in the product packaging.
- Product that are operated in combination with third party's device(s)/equipment(s), or the damage is caused from computer viruses
- Damage caused by (a) misuse, abuse, neglect, improper use of the physical or operating environment (such as the exterior ruptures, moisture, exposure to temperature, high or low humidity, power overload, placement subject to extreme environments that include a lack of ventilation or stacking, throwing, soakage, etc.) or modification; (b) improper or unauthorized installation, wiring, repair, testing; (c) use of the Product outside AVerMedia published guidelines; (d) accident, fire, acts of God or force majeure such as natural disasters, environmental distress, or lightning; power surges; (e)improper maintenance or failure to use the information content in accordance with the Product.
- Other than the above, similar circumstances not attributable to AVerMedia.

Warranty Period

The term of the warranty begins from the date of purchase. Your dated sales receipt showing the date of purchase is the proof of purchase. The warranty period varies by product and is generally 1 or 2 years; consult your original AVerMedia product packaging or user information provided by AVerMedia and local in-country distributor at the time of purchase for the warranty term specific to your product ("Warranty Period").

How to Obtain Warranty Service – Contact Your Local In-Country Distributor

- To obtain warranty service, an original or copy of the sales receipt from the original retailer is required.
- A separate warranty may be provided by international distributors. This warranty is provided by the local in-country distributor and this distributor provides local service for your device. Distributor warranties are only valid in the area of intended distribution.
- When a Product or part is replaced, the replacement item becomes your property and the returned product or part becomes the property of AVerMedia or its distributor.

Usage of Personal Contact Information

If you obtain service under this warranty, you agree to and fully authorize AVerMedia or its distributor to store, use, and handle information related to the warranty service, as well as your personal contact information, including but not limited to your name, phone number, address, and email. AVerMedia or its distributor requires this information to perform the necessary service set forth by this warranty. For warranty service and outcome satisfaction, AVerMedia reserves the right to contact you in order to understand the problems that occur during usage of the product; the company may also notify you about any product recalls or safety issues. To achieve satisfactory results, you agree to fully license AVerMedia to transfer his/her customer information to the country or region of the original purchase. This allows AVerMedia to undertake the scope of product or parts maintenance of the warranty service. AVerMedia may also disclose this information under certain legal requirements.

How to Provide Warranty Service

Services may vary by geographic region, please contact AVerMedia or its distributor for a response regarding the appropriate services for your Product. The Warranty Service may be provided by the following types.

a. Customer Delivery Service

According to “Customer Delivery Service,” the customer must pay for their own product to be delivered to a designated service center for repair or replacement, and all risks are borne by the customer. The customer may retrieve the product after the repair or replacement process has been completed. Should the customer fail to collect the product, the company will handle the product as it sees fit without incurring any liability.

b. Mail-In Service

According to "Mail-In Service," customers will be required to pay for their own products to be mailed to a designated service center for repair or replacement, and all the risks are borne by the customer. After the product has been repaired or replaced, AVerMedia will send the product back to the customer at their own expense and bear all risks, except where otherwise specified by service dealers.

c. Customers' Two-Way Mail Service

According to "Customers' Two-Way Mail Service," customers will be required to pay for their own product to be delivered to a designated service center for repair or replacement, and all the risks are borne by the customer. After the product has been repaired or replaced, the product will be returned to the customer, for which all delivery and other risks are borne by the customer. If the customer fails to arrange for the return transport of the product, the company will handle the product as it sees fit without incurring any liability.

No On-Site Service

AVerMedia and its distributor do not provide on-site service, including but not limited to, installation, maintenance, instructing, troubleshooting problems, the usage of the product or the warranty service. In the event that calling, updating software, or other means fail to resolve the issue, AVerMedia and its distributor will arrange warranty service as specified under "Scope of Warranty Services (a)."

Limitation of Liability

AVerMedia accepts responsibility for the damage or loss of products only under the following circumstances: when the company has a product in store or when a product is being transported by the company.

If any information contained in the product (including confidential information, proprietary information, or personal information) is missing or revealed, AVerMedia or its service dealers are without responsibility.

Under any circumstances, if the solutions proposed under the warranty have not fulfilled its basic purpose, AVerMedia, its subsidiaries, suppliers, and dealers do not assume any burden of liability: (a) loss, damage, or disclosure of client data; (b) special damages, incidental damages, punitive damages, or consequential damages, including but not limited to loss of profits, loss of business revenue, goodwill, or

anticipated damage to balance loss, and even if the possibility has been raised, whether the claim is based on contract, warranty, negligence, strict liability, or other liability. Under the circumstances that AVerMedia, its subsidiaries, suppliers and distributors assumes responsibility for damages caused by any reason, the amount of its total liability shall not exceed the actual payable of direct damages, nor shall it exceed the amount paid by the customer for the product.

Prejudice to the foregoing restriction does not apply to personal injury or death caused by injury, nor does it apply to the compensation required by law for AVerMedia to assume with regards to real or tangible property.

Where the law does not exclude or limit incidental or consequential damages, the above limitations or exclusions may not apply to the customer.

Other Rights

This warranty provides the customer with specific legal rights. The customer may be subject to jurisdiction in accordance with the relevant laws in his or her district, but the customer is subject to the laws and regulations that govern the country or state where the product was originally purchased. This warranty does not affect any legal rights, including the limitations or exclusions laid out by this contract; instead, the control of the consumer goods sold is governed by the relevant laws or regulations born of consumer rights.

This device complies with Part 15 of the FCC Rules. Operation is subject to the following two conditions: (1) this device may not cause harmful interference, and (2) this device must accept any interference received, including interference that may cause undesired operation.

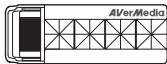
Battery Warranty

Your battery is guaranteed to be free of manufacturer's defects at the time of purchase. Batteries that have been mishandled, abused, or damaged by the user are not covered under warranty. AVerMedia Technologies, Inc. is not liable for any loss or damage, whether direct or indirect, incidental or consequential, or from any special situation, arising from the use, misuse, or abuse of this product.

Inside the Box

EN

These are what you'll find in the box:



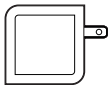
Microphone



Receiver



Quick Guide



USB Power Adapter



USB Power Cable



3.5 to 6.3 mm Audio Cable



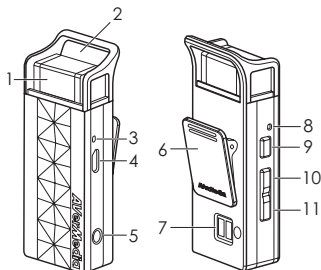
Lanyard



Buckle

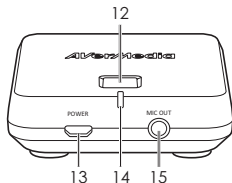
* External Microphone and Charging Station can be purchased separately.

Parts and Ports



Microphone

- 1 Microphone
- 2 Lanyard Hole
- 3 Battery LED
- 4 USB Power Port
- 5 Mic Input
- 6 Clip
- 7 Charging Station Connector
- 8 Power LED
- 9 Power Button
- 10 Volume Up Button
- 11 Volume Down Button



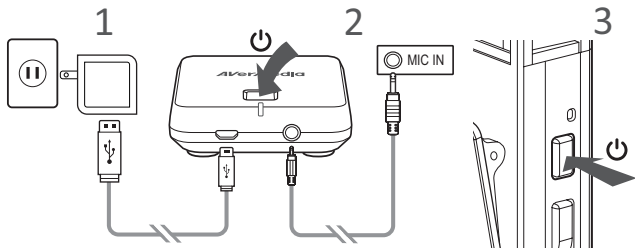
Receiver

- 12 Power Button
- 13 USB Power Port
- 14 Power LED
- 15 Mic Output

Microphone / Receiver Power LED

Solid Green: On

Flashing Green: Synchronizing



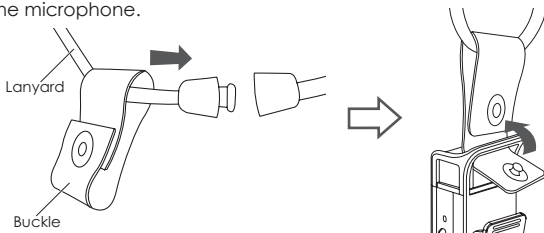
Note: (i) To avoid excessive sound on initial sound test, lower your speaker system volume first. (ii) Fully charge your microphone before first use.

1. Connect the receiver to a power outlet.
2. Connect the receiver to a microphone input on a speaker system then press the Power Button.
3. Turn on the microphone and start using.*

* If both Power LEDs continue to flash, re-synchronize the microphone and receiver by pressing the microphone's Power Button for 3 seconds and waiting until the Power LED turns solid.


Preparing

Thread the lanyard through the buckle. Then attach the buckle to the microphone.



Charging

Plug in the USB Power Cable to charge your microphone.



Battery LED (BATTY)

Flashing Red: Needs Charge

Solid Orange: Low Battery

(Charging) Flashing: Red > Orange > Green

(Charging) Solid Green: Fully Charged

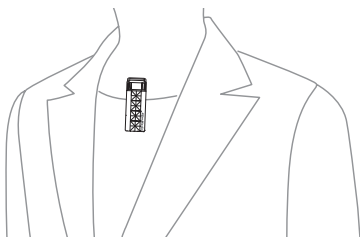
Wearing

EN

You can wear the microphone with the lanyard.



You can also clip the microphone to your clothes.





FCC NOTICE Class B

This device complies with Part 15 of the FCC Rules. Operation is subject to the following two conditions: (1) this device may not cause harmful interference, and (2) this device must accept any interference received, including interference that may cause undesired operation.

Federal Communications Commission Statement

NOTE - This equipment has been tested and found to comply with the limits for a Class B digital device, pursuant to Part 15 of the FCC Rules. These limits are designed to provide reasonable protection against harmful interference in a residential installation. This equipment generates, uses and can radiate radio frequency energy and, if not installed and used in accordance with the instructions, may cause harmful interference to radio communications. However, there is no guarantee that interference will not occur in a particular installation. If this equipment does cause harmful interference to radio or television reception, which can be determined by tuning the equipment off and on, the user is encouraged to try to correct the interference by one or more of the following measures:

Reorient or relocate the receiving antenna.

Increase the separation between the equipment and receiver.

Connect the equipment into an outlet on a circuit different from that to which the receiver is connected.

Consult the dealer or an experienced radio/television technician for help.

CAUTION ON MODIFICATIONS

To comply with the limits for the Class B digital device, pursuant to Part 15 of the FCC Rules, this device must be installed in computer equipment certified to comply with the Class B limits. All cables used to connect the computer and peripherals must be shielded and grounded. Operation with non-certified computers or non-shielded cables may result in interference to radio or television reception.

Changes and modifications not expressly approved by the manufacturer or registrant of the equipment can void your authority to operate the equipment under Federal Communications Commission rules.

Radiation Exposure Statement

This equipment complies with FCC radiation exposure limits set forth for an uncontrolled environment. This equipment should be installed and operated with minimum distance 20cm between the radiator & your body.

www.avermedia.com



Model No.: AW313
P/N: 300AAW313D75
MADE IN TAIWAN