


## **EXHIBIT D - TEST SETUP PHOTOGRAPHS**

**Conducted Emissions Front View**



**Conducted Emissions Side View**





**Radiated Emission 9k-30MHz Parallel View**




**Radiated Emission 9k-30MHz Perpendicular View**



**Radiated Emission 9k-30MHz Ground-parallel View**




**Radiated Emission 30M-1GHz View**







**E-Field Position A**




**E-Field Position B**



E-Field Position C




E-Field Position D



**E-Field Position E**




**H-Field Position A**







H-Field Position B



H-Field Position C



H-Field Position D



H-Field Position E

