

H5111 英语说明书

版本:1.0

料号:

成型尺寸:80X45(mm)

材质:80G书页纸

工艺:单色印刷

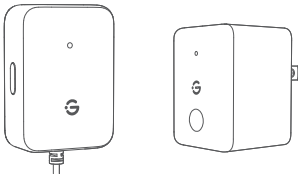
折叠方式:骑马订

页数:



GoveeLife

Model: H5111(+H5151)



User Manual

Smart Thermometer R1 Lite (with smart gateway)

English

01

Français

01

Included in the Box

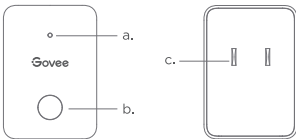
SKU	H5111001	B5111001	B5111101	B5111102
H5151 Gateway	0	0	1	1
H5111 Thermometer	1	2	1	2
AAA Battery(Included)	2	4	2	4
Lanyard	1	2	1	2
Holder	1	2	1	2
FDA Tape	2	4	2	4
User Manual	1	1	1	1

Smart Gateway

Note: If you've only purchased H5111 Thermometer, skip the gateway instructions.

At a Glance

- a. Indicator Light
- b. Function Button
- c. Power Prongs



Working Status	Indicator Status
Powered for the First Time	Slowly Flashes Red and Blue
Searching and Connecting to Wi-Fi	Quickly Flashes Blue

Operation	Status / Function
Short press (when pairing with the gateway)	Confirm pairing

Set Up Your Gateway

1. Downloading Govee Home App

To download Govee Home App, scan the QR code or search for "Govee" in the Apple App Store® (iOS) or Google Play Store (Android).



Govee Home App



2. Open Govee Home App, tap the "+" icon at the top right corner and select "H5151".

3. Follow the in-app instructions to complete pairing.

4. The Wi-Fi Gateway icon is at the top right corner of the “Device” page.

Note: Make sure your 2.4GHz Wi-Fi network is functioning properly before pairing the Wi-Fi Gateway to the network. Please check the above steps and try again if pairing fails.

Specifications

Model: H5151

Material: ABS

Size: 35*50*38 mm (1.4*2.3*1.5 in.)

Weight: 45g (1.6 oz.)

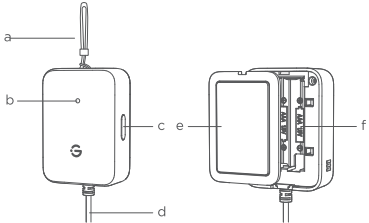
Power: 110-240V AC, 50/60Hz, 25mA

Network Connectivity: Bluetooth 4.2, WiFi4

Smart Thermometer R1 Lite

At a Glance

- a. Lanyard
- b. Indicator
- c. Button
- d. Probe
- e. magnet
- f. AAA Battery



Button Operation	Thermometer Status/Function
Short press (when pairing with your phone)	Confirm pairing
Short press (when device alarm)	Turn off the alarm
Press consecutive-ly 10 times	Reset

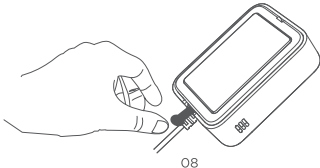
LED Indicator	Thermometer Status
Flashes red slowly (no alarm)	Ready to pair with your phone
Flashes red slowly (with alarm)	Temperature alarm/Low battery

Set up your Thermometer

If you don't have a gateway, you won't be able to receive alarms remotely.

1. Power on your device

Pull out the insulation sheet and the indicator will flash once.



2. Download Govee Home App

To download Govee Home App, scan the QR code or search for “Govee” in the Apple App Store® (iOS) or Google Play Store (Android).



Govee Home App



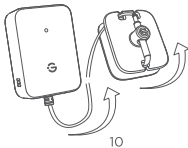
3. Add your device to Govee Home App

Open Govee Home, tap “+” icon at the top right corner and select “H5111”. Follow instructions in app to complete connecting.

4. Turn on the remote function (If there is no gateway, you can skip this step)
Enter the details page of product and select "Setting- Remote Control". Follow instructions to bind the gateway.

5. Installing the product

Attach the thermometer onto the refrigerator/freezer/aquariums/hot tub (Using magnetic attachment/lanyard/adhesive tape). Insert the probe into the holder. Adjust the length of the cable and put the holder into the refrigerator/freezer /aquariums/hot tub.



Specifications

Model: H5111

Material: ABS

Dimension: 60*44*21mm (3.5*1.7*1 in)

Weight: 69g (2.85oz)

Alarm Volume: 80dB

Battery Life: 2 years (with no alarm)

Power: 2*AAA Batteries

Operating Temp: -4°F to 158°F (-20°C to 60°C)

Network : Bluetooth 4.2 or above

Troubleshooting

Problem	Possible Cause	Solution
Gateway cannot connect to Wi-Fi.	Gateway does not support 5GHz Wi-Fi.	Connect the gateway to 2.4GHz Wi-Fi.
	Wi-Fi contains special characters.	Change the Wi-Fi name and password.
	Wi-Fi is out of range.	Keep the gateway and router within 100m.
The thermometer doesn't work.	Gateway is offline.	Shorten the distance between the gateway and router.
	Battery is dead.	Replace the battery.

The thermometer sends delayed alerts or does not alert.	App doesn't have permission.	Enable notification permissions for Govee Home App.
	The interval of anti-false alarm mode is long.	Set to shorten the anti-false alarm interval.

Warning

1. The device should work in an environment with a temperature ranging from -20°C ~ 60°C and humidity from 0%RH to 99%RH.
2. Do not disassemble the device violently.
3. Do not immerse the device in the water.

4. Repairs may only be carried out by properly qualified specialists. Pay attention that the Gateway is set up in the vicinity of an easily accessible power socket so that it can be disconnected from the power supply in an emergency. Never handle the Gateway with wet hands and avoid any contact with water.

Customer Service

 Warranty: 12-Month Limited Warranty

 @GoveeOfficial

 Support: Lifetime Technical Support

 @govee.official

 Email: support@govee.com

 @goveeofficial

 Official Website: www.govee.com

 @GOVEE  @GOVEE

FCC Statement

This device complies with Part 15 of the FCC Rules. Operation is subject to the following two conditions: (1) This device may not cause harmful interference, and (2) This device must accept any interference received, including interference that may cause undesired operation.

Warning: Changes or modifications not expressly approved by the party responsible for compliance could void the user's authority to operate the equipment.

Note: This equipment has been tested and found to comply with the limits for a Class B digital device, pursuant to Part 15 of the FCC Rules. These limits are designed to provide reasonable protection against harmful interference in a residential installation.

This equipment generates uses and can radiate radio frequency energy and, if not installed and used in accordance with the instructions, may cause harmful interference to radio communications. However, there is no guarantee that interference will not occur in a particular installation. If this equipment does cause harmful interference to radio or television reception, which can be determined by turning the equipment off and on, the user is encouraged to try to correct the interference by one or more of the following measures:

- (1) Reorient or relocate the receiving antenna.
- (2) Increase the separation between the equipment and receiver.
- (3) Connect the equipment into an outlet on a circuit different from that to which the receiver is connected.
- (4) Consult the dealer or an experienced radio/TV technician for help.

RF warning statement

This equipment complies with FCC radiation exposure limits set forth for an uncontrolled environment. This equipment should be installed and operated with minimum distance 20cm between the radiator & your body.

IC Statement

This device complies with Innovation, Science and Economic Development Canada licence-exempt RSS standard(s). Operation is subject to the following two conditions:

- (1) this device may not cause interference, and
- (2) this device must accept any interference, including interference that may cause undesired operation of the device.

Cet appareil est conforme aux normes RSS exemptées de licence d'innovation, sciences et développement économique Canada. Le fonctionnement est soumis aux deux conditions suivantes:

- (1) l'appareil n' doit pas produire de brouillage, et
- (2) l'utilisateur de l'appareil doit accepter tout brouillage radioélectrique subi, même si le brouillage est susceptible d'en compromettre le fonctionnement.

Responsible party :

Name: GOVEE MOMENTS(US) TRADING LIMITED

Address: 2501 Chatham Rd Suite R Springfield IL 62704

Email: certification@govee.com

Contact information: <https://www.govee.com/support>



FOR INDOOR USE ONLY

POUR UNE UTILISATION EN INTÉRIEUR UNIQUEMENT

CAUTION:

RISK OF EXPLOSION IF BATTERY IS REPLACED BY AN INCORRECT TYPE.
DISPOSE OF USED BATTERIES ACCORDING TO THE INSTRUCTIONS.

ATTENTION :

RISQUE D'EXPLOSION SI LA BATTERIE EST REMPLACÉE PAR UN TYPE INCORRECT.
ÉLIMINER LES BATTERIES USÉES CONFORMÉMENT AUX INSTRUCTIONS.

The Bluetooth® word mark and logos are registered trademarks owned by Bluetooth SIG, Inc. and any use of such marks by Shenzhen Intellirocks Tech. Co., Ltd. is under license.

Goveelife is a trademark of Shenzhen Intellirocks Tech. Co., Ltd.
Copyright ©2021 Shenzhen Intellirocks Tech. Co., Ltd. All Rights Reserved.

This product contains an NTC to detect temperature.



Govee Home App

For FAQs and more information,
please visit: www.govee.com