

**Ruko**


6+  
for

# User Manual



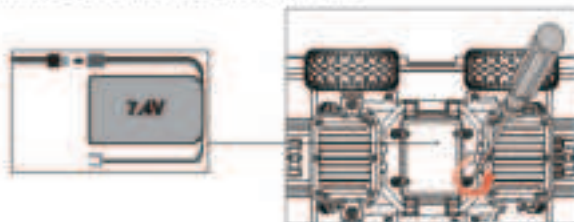
## 1601AMP5

CONTACT US FOR MORE TECH SUPPORT

 +1 (888) 892-0155 | Mon-Fri 7:00AM - 7:00PM (PST)



3. Ensure the battery cover screws are properly tightened to prevent water ingress and battery detachment.



4. Both the remote control and the vehicle should always use fully charged batteries to maintain control over the car.

5. Before using please charge the battery with a 5V-2A USB charger, ensuring sufficient charging time.

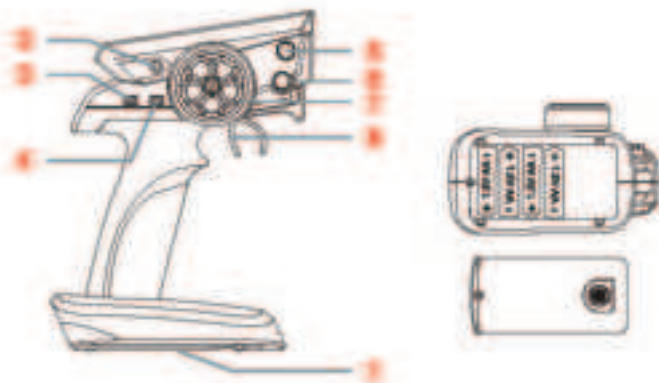
6. The 1601AMP5 is a water and land remote control car. When playing on water, it is important to prioritize safety. Children must be accompanied by adults to avoid any drowning incidents.



## 2. Remote control

### 2.1 Overview

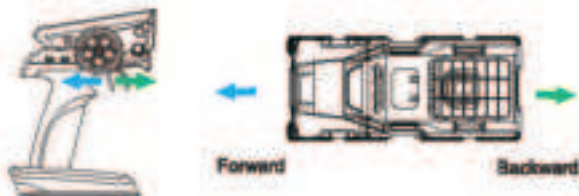
- The remote control operates on the 2.4 GHz frequency band and allows multiple people to play at the same time. In an open and interference-free environment on land, the maximum control distance is up to 80meters (196ft). On water, with no obstructions, the control distance is approximately 40 meters (131ft).



1. Battery compartment
2. Indicator light
3. Power switch
4. Steering reverse switch

5. Wheel angle fine-tuning knob
6. Speed adjustment knob
7. Steering knob
8. Throttle trigger

## 4.4 Land Mode

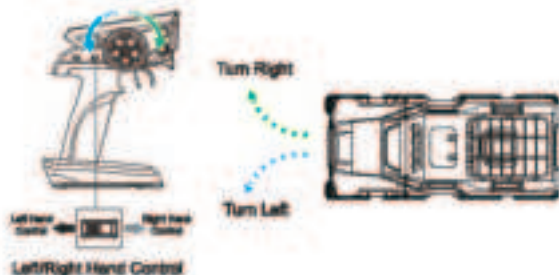


1.Forward: Pull the trigger backward.

2.Reverse: Push the trigger forward.



3.Left/Right Steering: Rotate the knob to control to left or right steering of the remote control car.



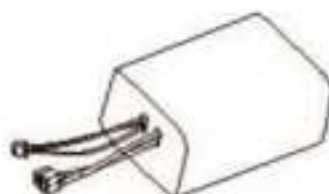
### 1.5 Packing List



Remote control car



Remote control



Battery



Charging cable



User manual



Screwdriver

The statements should be displayed in the user manual:

changes or modifications not expressly approved by the party responsible for compliance could void the user's authority to operate the equipment.

This equipment has been tested and found to comply with the limits for a Class B digital device, pursuant to Part 15 of the FCC Rules. These limits are designed to provide reasonable protection against harmful interference in a residential installation. This equipment generates, uses and can radiate radio frequency energy and, if not installed and used in accordance with the instructions, may cause harmful interference to radio communications. However, there is no guarantee that interference will not occur in a particular installation.

If this equipment does cause harmful interference to radio or television reception, which can be determined by turning the equipment off and on, the user is encouraged to try to correct the interference by one or more of the following measures:

- Reorient or relocate the receiving antenna.
- Increase the separation between the equipment and receiver.
- Connect the equipment into an outlet on a circuit different from that to which the receiver is connected.
- Consult the dealer or an experienced radio/TV technician for help.

This equipment complies with FCC radiation exposure limits set forth for an uncontrolled environment. This transmitter must not be co-located or operating in conjunction with any other antenna or transmitter.

This device complies with Part 15 of the FCC Rules. Operation is subject to the following two conditions: (1) this device may not cause harmful interference, and (2) this device must accept any interference received, including interference that may cause undesired operation.

changes or modifications not expressly approved by the party responsible for compliance could void the user's authority to operate the equipment.

Item NO: 1601AMP5

Product Name: Remote control toy car