


尺寸:72*120mm
材质:128g双面铜版纸
折叠:风琴折 英文朝上

S10

分体蓝牙音箱



使用手册

规格参数

产品型号	S10	输入电源	Type-C 5V/1A
蓝牙版本	V5.3	响应频率	85Hz~20KHz
蓝牙范围	≤18M (无阻隔)	失真度	≤1%
喇叭功率	2*10W	播放时间	5-25H(随音量变化)
电池容量	2400mAh	充电时长	约3H

按键功能




音量+/下一曲
开/关机; 切换模式
播放/暂停; 接听/挂断;
拒接; 末号回拨; 断开蓝牙
音量-/上一曲



AUX音频线插孔
TF卡插口
Type-C充电口

附赠配件



AUX音频线*1
Type-C线*1

连接播放

●蓝牙连接播放

a.开机后蓝灯闪烁, 音箱进入蓝牙待配对状态;
b.打开手机蓝牙, 搜索蓝牙名“S10” 点击连接;
c.伴随一声提示音后, 蓝牙连接成功。

●TWS两台连接播放

a.两台新的“S10”同时开机则直接互联(有提示音);
b.双击“()” 键开启/取消TWS配对;
c.打开手机搜索蓝牙名“S10” 点击连接; 连接成功后有提示音, 播放音乐即可享受无线立体声音效;
d.TWS仅支持在蓝牙模式下使用。

PS:两台音箱未互联且同时开机时, 则显示两个蓝牙名, 可分别连接两台设备, 作为独立的音箱使用。

●AUX插线播放

将AUX线连接设备和音箱后即可播放。

●TF卡播放(最高支持64G)

将TF卡插入音箱后, 伴随一声提示音, 音箱自动读卡播放, 此时蓝灯闪烁(支持APE/FLAC/WAV/MP3格式播放)。

按键	操作	功能说明
	短按	a.开机 b.播放模式切换: BT、TF、AUX (后播优先)
	长按	a.长按2秒开/关机 b.长按10秒复位
	双击	开启/取消TWS
	短按	上一曲
	长按	音量减
	短按	下一曲
	长按	音量加
	短按	a. 音乐播放状态下: 短按播放/暂停功能; b. 在来电的状态下: 短按接通电话; c. 在已接听电话时, 短按挂断电话;
	长按	a.长按 3 秒断开蓝牙连接, 有提示音; b.在来电的状态下: 长按 2s 拒绝电话;
	双击	在手机蓝牙已连接状态下: 快速双击, 回拨手机最后拨出的电话。

三包服务

依据《中华人民共和国消费者权益保护法》、《中华人民共和国产品质量法》实行售后三包服务, 服务内容如下:
1.自您签收次日起7日内, 本产品出现《音箱性能故障表》所列性能故障的情况, 经由检测确定, 可免费享受退货或换货服务;
2.自您签收次日起8日-15日内, 本产品出现《音箱性能故障表》所列性能故障的情况, 经由售后服务中心检测确定, 可免费享受退换货或维修服务;
3.自您签收次日起12个月内, 本产品出现《音箱性能故障表》所列性能故障的情况, 经由售后服务中心检测确定, 可免费享受维修服务。
《音箱性能故障表》
1.设备无法充电, 或充电后无法正常开机;
2.设备按键无法正常使用;
3.设备无法正常发出声音;
4.其他硬件故障导致的设备功能无法正常使用。
以下情况不属于三包范围:
1.未经授权权的维修、误用、碰撞、疏忽、滥用、进液、事故、改动;
2.不正确的使用非本产品配件, 或撕毁、涂改标签;
3.已超过三包有效期;
4.火灾、水灾、雷击等不可抗力造成的损坏;
5.不符合《音箱性能故障表》所列性能故障的情况;
6.因人力原因导致本产品及其配件产生《音箱性能故障表》所列性能故障。

安全事项

为确保安全, 请先详细阅读及遵守以下安全提示:
1.设备符合 GB 4943.1-2022 执行标准;
2.此产品不能服用, 请放置于儿童不能拿取的地方以防意外;
3.请勿将机器放置在高温环境, 包括太阳直射;
4.请勿将机器放置在靠近火源或其他过热环境;
5.请勿将机器放置于潮湿或湿度太大的地方;
6.除了所提供的充电线以外, 请勿试图用其他的方法为机器充电;
7.请勿将机器拆开, 禁止企图修理、改造机器的任何行为;

保修卡

尊敬的客户, 感谢您购买本公司的产品。为了能更好的为您服务, 在购买产品后, 请您认真阅读并妥善保管此保修卡。

保修说明


1.本保修卡请用户妥善保管, 以做维修凭证
2.本产品自购买日起, 保修一年
3.保修设备在保修期内, 在正常使用和维护的情况下, 机器本身机件材料及工艺出现问题, 发生故障, 经查属实本公司将免费提供维修服务。
4.在保修期间, 如发生以下事项, 本公司有权拒绝服务或酌情收取材料、服务费
(1) 不能提供此保修卡及有效购买凭证
(2) 用户使用不当所造成的产品故障及损坏
(3) 人为的非正常外力损坏
(4) 非我司授权的维修服务者拆修造成的损坏
(5) 自然灾害或其它不可抗力因素造成故障或损坏
(6) 其他人为故意损坏
5.本公司保留对所有内容的修改权及解释权

产品信息

维修记录	故障日期	故障原因及处理情况
产品型号		
购买账号		
购买日期		
联系电话		
收货地址		

S10

Bluetooth speaker

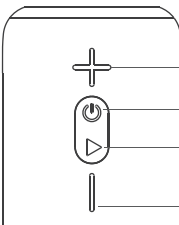


Manual

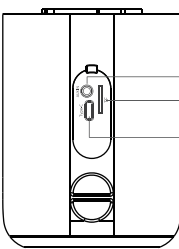
PARAMETER

Model	S10	Input	Type-C 5V/1A
BT version	V5.3	F.R	85Hz~20KHz
BT range	≤18M (Open field)	Distortion	≤1%
Speaker	2*10W	Play time	5-25H (varies with volume)
Battery	2400mAh	Full charge	About 3H

BUTTON FUNCTION




Volume +/-/Next track
Turn on/off; Toggle modes
Play/Pause, Answer/Hang Up
Decline/Last Call back;
Disconnect Bluetooth
Volume +/-/Previous track



AUX audio cable jack
TF card slot
Type-C charging port

ACCESSORIES



AUX cable*1
Type-C cable*1

CONNECTION AND PLAY

●BT wireless playback

a.The Blue light flashes after power on, and the speaker enters the Bluetooth waiting state;
b.Turn on the Bluetooth of the mobile phone, search for the Bluetooth name "S10" and click connect;
c.With a beep, and the Bluetooth connection is successful.

●TWS connection and playback

a. Two new "S10" will be directly connected when they are turned on at the same time (with prompt tone);
b. Double-click the "()" button to turn on/cancel TWS pairing;
c. Open the mobile phone to search for the Bluetooth name "S10" and click to connect; there is a prompt sound after the connection is successful, and you can enjoy the wireless stereo sound effect by playing music;
d.TWS can only be used in Bluetooth mode.

PS: When the two speakers are not connected and turned on at the same time, two Bluetooth names will be displayed, and two devices can be connected separately and used as independent speakers.

●AUX cable playback

Connect the AUX cable to the device and the speaker to play.

●Micro SD card playback(up to 64G)

After inserting the SD card into the speaker, with a beep, the speaker will automatically read the card and play, and the blue light flashes (supports APE/FLAC/WAV/MP3 format playback).

Button	Operating	Function Description
	Short press	a. Power on b. Playback mode switching: BT, TF, AUX (Insertion after preference)
	Long press	a. Press and hold for 2 seconds to power on/off b. Press and hold for 10 seconds to reset
	Double-click	Enable/Disable TWS
	Short press	Previous song
	Long press	Volume down
	Short press	Next song
	Long press	Volume up
	Short press	a. When the music is playing: short press the play/pause function; b. When the call is incoming: short press to connect the call; c. When a call has been answered, short press to hang up the call;
	Long press	a. Press and hold for 3 seconds to disconnect the Bluetooth connection, there is a prompt tone; b. In the state of an incoming call: press and hold for 2s to reject the call;
	Double-click	When the phone's Bluetooth is connected: Quickly double-tap to call back the last call from your phone

GUARANTEES SERVICE

After-sales service content:
1. Within 7 days from the day after you sign for the product, if there is a performance failure listed in the "Speaker Performance Failure Table", the product can be returned or exchanged for free if it is determined by testing;
2. Within 8-15 days from the day after you sign the receipt, if this product has a performance failure as listed in the "Speaker Performance Failure Table", it will be determined by the after-sales service center, and you can enjoy free replacement or repair services;
3. Within 12 months from the day after you sign for the product, if there is a performance failure listed in the 《Speaker Performance Failure Table》, it will be determined by the after-sales service center and you can enjoy free maintenance services.
《Speaker Performance Failure Table》
1. The device cannot be charged, or cannot be turned on normally after charging;
2. Device keys cannot be used normally;
3. The device can't make a sound;
4. The device function cannot be used normally due to other hardware failures.
No Three Guarantees Service:
1. Unauthorized maintenance, misuse, collision, negligence, abuse, liquid ingress, accident, alteration;
2. Improper use of accessories other than this product, or tearing up or altering the label;
3. The validity period of the three guarantees service has expired;
4. Damage caused by force majeure such as fire, flood, lightning strike, etc;
5. Does not meet the performance failures listed in the 《Speaker Performance Failure Table》;
6. Due to human reasons, this product and its accessories have performance failures listed in the 《Speaker Performance Failure Table》.

SAFETY PRECAUTIONS

1. The equipment complies with the standard GB 4943.1-2022.
2. This product cannot be taken, please keep it out of the reach of children to prevent accidents;
3. Do not place the machine in a high temperature environment, including direct sunlight;
4. Do not place the machine near fire sources or other overheated environments;
5. Do not place the machine in a humid or humid place;
6. In addition to the provided charging cable, please do not try to use other methods to charge the machine;
7. Do not disassemble the machine, and prohibit any attempt to repair or modify the machine;
8. Please pay attention to drops, impacts, scratches or other behaviors that affect the function of the machine. If there is any damage, such as hot, high temperature deformation or corrosion, please stop using the product and equipment immediately and contact the merchant;
9. If the machine produces abnormal odors, higher than normal temperature, and abnormal changes in color or shape, please stop using the machine immediately and contact the merchant;
10. If the battery is incorrectly replaced, there is a risk of burning, and only the same type or equivalent type of battery can be used for replacement;
11. Using the machine at high volume for a long time may cause damage to your hearing.

KIND REMINDER

1. When the machine has not been used for more than 3 months, the machine needs to be charged before use;
2. When not in use for a long time, it is recommended to charge the machine once every 3 months, which can more effectively protect the battery;
3. It is recommended to use the machine after it is fully charged.

POWER DESCRIPTION

a. Please use the charger that supports 5V/1A and the original Type-C cable for charging;
b. The red light is always on when charging, will turn off when fully charged;
c. When the voltage is too low, there will be a "beep" tone.

Warranty Card

Dear customer, thank you for purchasing our products. In order to better serve you, after purchasing the product, please read carefully and keep this warranty card carefully

Warranty description

1. Please keep this warranty card properly for maintenance certificate
2. This product is warranted for one year from the date of purchase
3. Warranty equipment during the warranty period, in the state of normal use and maintenance, there are problems and failures in machine materials and processes. Upon verification, we will provide repair services free of charge
4. During the warranty period, if the following events occur, the company has the right to refuse service or collect materials and service fees according to the situation
(1) Cannot provide this warranty card and valid proof of purchase
(2) Product failure and damage caused by improper use by users
(3) Man-made abnormal external force damage
(4) Damage caused by disassembly by maintenance service personnel not authorized by our company
(5) Failure or damage caused by natural disasters or other force majeure factors
(6) Others intentionally damaged
5.Our company reserves the right to modify and explain all content

Product information

Maintenance Records	Date	Fault description
Product Model		
Customer Name		
Customer Phone		
Purchase Date		
Shipping Address		

FCC Caution:

This device complies with part 15 of the FCC Rules. Operation is subject to the following two conditions: (1) This device may not cause harmful interference, and (2) this device must accept any interference received, including interference that may cause undesired operation.

Any changes or modifications not expressly approved by the party responsible for compliance could void the user's authority to operate the equipment.

NOTE: This equipment has been tested and found to comply with the limits for a Class B digital device, pursuant to Part 15 of the FCC Rules.

These limits are designed to provide reasonable protection against harmful interference in a residential installation. This equipment generates, uses and can radiate radio frequency energy and, if not installed and used in accordance with the instructions, may cause harmful interference to radio communications. However, there is no guarantee that interference will not occur in a particular installation. If this equipment does cause harmful interference to radio or television reception,

which can be determined by turning the equipment off and on, the user is encouraged to try to correct the interference by one or more of the following measures:

- Reorient or relocate the receiving antenna.

- Increase the separation between the equipment and receiver.

- Connect the equipment into an outlet on a circuit different from that to which the receiver is connected.

- Consult the dealer or an experienced radio/TV technician for help.

The device has been evaluated to meet general RF exposure requirement. The device can be used in portable exposure condition without restriction.