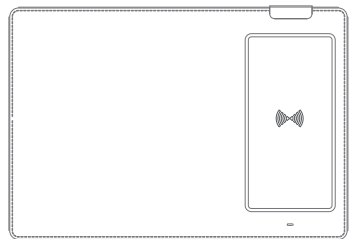


instruction sheets

- 1) The folded size should be 3"W x 3"H.
- 2) Please exactly follow all the trim marks and fold marks.
- 3) Please exactly follow the page in proper order.(The page numbers do not need to print.)
- 4) Use 128gsm gloss art paper for bulk production.
- 5) The color of this kind instruction is : 1C(C0M0Y0K100)
- 6) "S" fold should be used for this item.

Easton Wireless Charging Mouse Pad

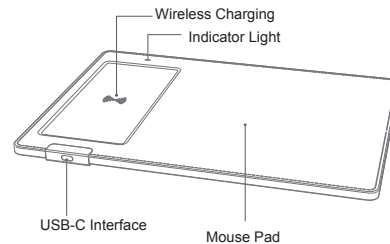


IC: 21530-100934
FCC ID: 2AGR4-100934

Instruction Manual

Front Cover

Overview



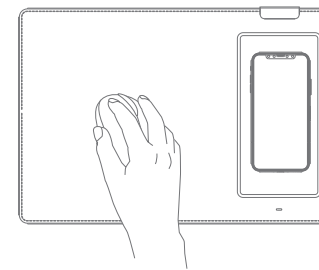
Specification

Input: 5V/2.0A, 9V/2.0A
Output: 5W/7.5W/10W
Charging frequency: 110.7-148 KHz
Transmission Distance: ≤5mm
Efficiency: ≥75%
Product size: L360*W220*H8mm

page 02

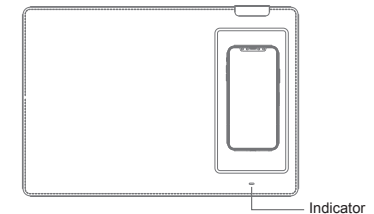
Operation

1. Plug the power adapter into the wall socket.
2. USB-A side connects to the power wall adapter, USB-C side connects to the wireless charger side, the LED light will illuminate blue which means the unit is ready to charge your device.
3. Place your device on to the wireless charger, the LED light will change from blue to green which denotes the device is being charged.



Note: Only the QC2.0/QC3.0 Standard power adapter can support this product's fast charging. Adapters are not included with the product.

page 03



Indicating status and protection function

1. LED blue light: Standby
2. LED green light: Charging
3. Blue light flashing: Device is not correctly placed on the wireless charger, over temperature protection, or detects metal on the back of the device.

Packing

- Easton Wireless Charging Mouse Pad
- USB-A to USB-C Type Charging Cable
- User Manual

page 04

FCC Statement

This device complies with part 15 and part 18 of the FCC Rules. Operation is Subject To the following two conditions:
(1) This device may not cause harmful interference, and (2) this device must accept any interference received, including interference that may cause undesired operation. Changes or modifications not explicitly approved by the party responsible for compliance could void the user's authority to operate this equipment.
Note: this equipment has been tested and found to comply with the limits for a Class B digital device, pursuant to part 15 and part 18 of the FCC Rules. These limits are designed to provide reasonable protection against harmful interference in a residential installation. This equipment generates, uses and candidate radio frequency energy and, if not installed and used in accordance with the instructions, may cause harmful interference to radio communications. However, there is no guarantee that interference will not occur in a particular installation. If this equipment does cause harmful interference to radio or television reception, which can be determined by turning the equipment off and on, the user is encouraged to try to correct the interference by one or more of the following measures:

page 05

Back Cover

- Reorient or relocate the receiving antenna.
 - Increase the separation between the equipment and receiver.
 - Connect the equipment into an outlet on a circuit different from that to which the receiver is connected.
 - Consult the dealer or an experienced radio/TV technician for help.
- The equipment complies with FCC radiation exposure limits set forth for an uncontrolled environment. During the operation of device a distance of 15 cm surrounding the device and 20 cm above the top surface of the device must be respected.

This device complies with Part 18 of the FCC Rules. This equipment generates uses and can radiate radio frequency energy and, if not installed and used in accordance with the instructions, may cause harmful interference to radio communications. If this equipment does cause harmful interference to radio or television reception, which can be determined by turning the equipment off and on, the user is encouraged to try to correct the interference by one or more of the following measures:

page 06

- Increase the separation between the equipment and any other radio device.
- Connect the equipment into an outlet on a circuit different from that to which the receiver is connected.

ISED Statement

This device complies with Industry Canada's license-exempt RSSs. Operation is subject to the following two conditions:
• This device may not cause interference; and
• This device must accept any interference, including interference that may cause undesired operation of the device.
Le présent appareil est conforme aux CNR d'Industrie Canada applicables aux appareils radio exempts de licence. L'exploitation est autorisée aux deux conditions suivantes:
• l'appareil ne doit pas produire de brouillage;
• l'utilisateur de l'appareil doit accepter tout brouillage radioélectrique subi, même si le brouillage est susceptible d'en compromettre le fonctionnement.

page 07

This equipment complies with Canada radiation exposure limits set forth for an uncontrolled environment.
During the operation of device a distance of 10 cm surrounding the device and 10 cm above the top surface of the device must be respected.
Cet équipement est conforme Canada limites d'exposition aux radiations dans un environnement non contrôlé.
au cours de l'opération de l'appareil sur une distance de 10 cm autour de l'appareil et de 10 cm au - dessus de la surface supérieure de l'appareil doit être respecté.

page 08