


105mm

80mm

Magnetic Wireless Charger

User Manual



Packing list

1 x Magnetic Wireless Charger
1 x Type-C to USB charging cable
1 xUser Manual

Compatible Models

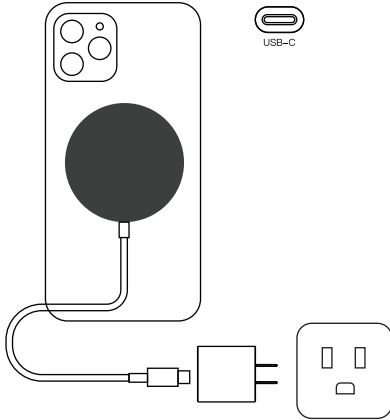
1. Magnetic wireless charging
For iPhone: iPhone 15,iPhone 15 Plus,iPhone 15 Pro,Phone 15 Pro Max, iPhone 14,iPhone 14 Plus,iPhone 14 Pro,iPhone 14 Pro Max,iPhone 13mini, iPhone 13,iPhone 13pro,iPhone 13pro maxiPhone 12mini,iPhone 12, iPhone 12pro,iPhone 12pro max

Specification yield

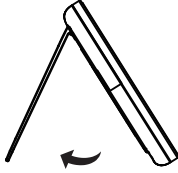
Model:	Y103
Output Phone:	15W/10W/7.5W/5W
Input:	5V→3A,9V→2A

How to use

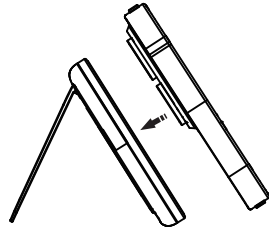
1.Plug the charging cable into the appropriate adapter and then into a wall outlet.
2.Place the back of the phone with magnetic attraction function on the front of the product, it will be attracted to each other and automatically aligned with the charging position to start charging.



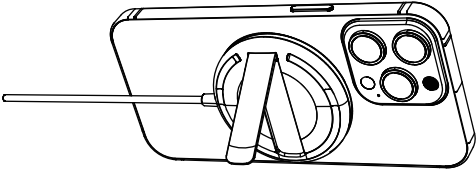
How to use the bracket



① Open up to the right angle



② Attach the product



③ Completion of the bracket

Warm Tips

Please pay attention to the following issues, otherwise it may cause irregular charging, high charging temperature, intermittent charging, or even no charging.
1. The charging distance is 2-8mm, please do not wear a protective cover that is thicker than 3mm.
2. During the charging process, there is no metal or magnetic object around 6 cm in the center of the back of the phone
3. The lower the temperature, the faster the charging speed, winter charging speed is faster than summer.
4. Please do not charge in high temperature and humid environment to avoid damage to the circuit.
5. Please put it out of reach of children to avoid unnecessary accidents.

About the FCC

This equipment complies with FCC radiation exposure limits set forth for an uncontrolled environment. This equipment should be installed and operated with minimum distance 20cm between the radiator & your body.

This device complies with part 15 of the FCC rules operationis subject to the following two conditions:
(1)this device may not cause harmful interference.
(2)this device must accept any interference received including. interference that may cause undesired operation.

FCC Warning :

Any Changes or modifications not expressly approved by the party responsible for compliance couldvoid the user's authority to operate the equipment.

Note: This equipment has been tested and foundto comply with the limits for a Class B digital device, pursuant to part 15 of the FCC Rules. These limits are designed to provide reasonable protection against harmful interference in areidential installation. This equipment generates uses and can radiateradio frequency energy and if not installed and used in accordance with the instructions may cause harmful interference to radio communications.

However there is no quarantee that interference willnot occur ina particular installationIf this equipment does cause harmful interference to radio or television reception which can be determined by turning the equipment off and on. The user is encouraged to try to correct the interference by one or more of the following measures:
-Reorient or relocate the receiving antenna.
-Increase the separation between the equipment and receiver.
-Connect the equipment into an outlet on a circuit different from that to which the receiver is connected.
-Consult the dealer or an experienced radio/TV technician for help.

If you are not satisfied, please contact us.

CE FCC RoHS

Made in China

尺寸：80*105mm

材质：128g双铜 过哑膜