Mode	27	
	Band Edge - R	
	UNII 2A_5.25-5.35_802.11ax HE80_CHCH58_Full RU_5290MHz	
ANT	CDD 1+2	
Pol.	Vertical	Fundamental
Peak	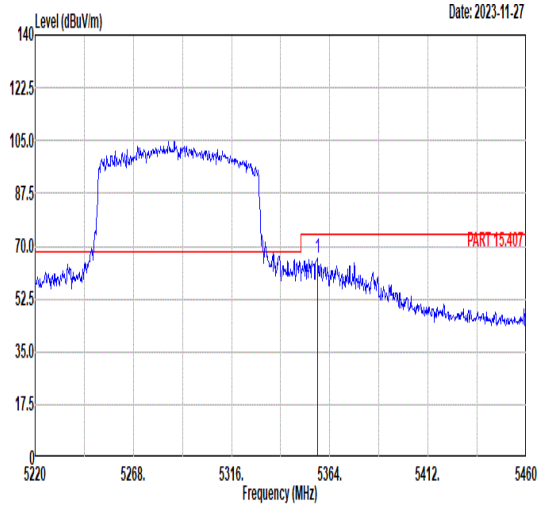 Freq Level Limit Line Margin Read Level Ant Factor Cable Loss Preamp Factor APos TPos Remark MHz dBuV/m dBuV/m dB dBuV dB/m dB dB cm deg 1 5358.00 66.10 74.00 -7.90 56.35 34.58 8.35 33.18 274 359 Peak	Blank
Avg	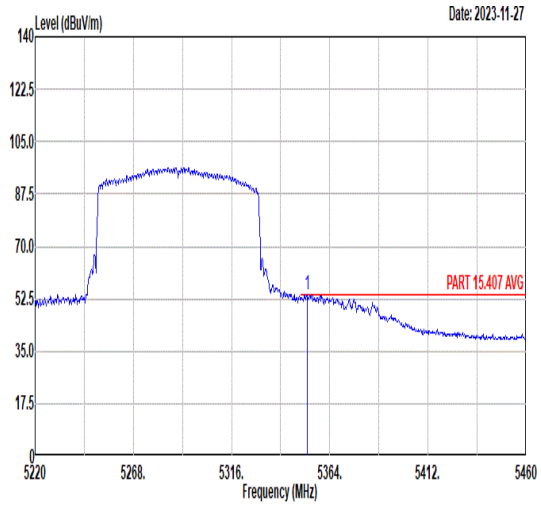 Freq Level Limit Line Margin Read Level Ant Factor Cable Loss Preamp Factor APos TPos Remark MHz dBuV/m dBuV/m dB dBuV dB/m dB dB cm deg 1 5352.96 53.84 54.00 -0.16 44.09 34.58 8.34 33.17 274 359 Average	Blank

Mode	27	
	Harmonic	
	UNII 2A_5.25-5.35_802.11ax HE80_CHCH58_Full RU_5290MHz	
ANT	CDD 1+2	
Pol.	Horizontal	Vertical
Peak Avg	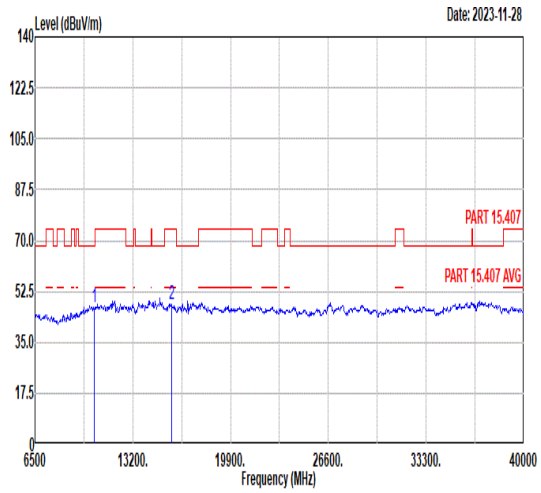 Freq Level Limit Line Margin Read Level Ant Factor Cable Loss Preamp Factor APos TPos Remark MHz dBuV/m dBuV/m dB dBuV dB/m dB dB cm deg 1 10580.00 47.04 68.30 -21.26 57.15 37.76 10.89 58.76 -- -- Peak 2 15870.00 47.85 74.00 -26.15 53.75 40.66 12.71 59.27 -- -- Peak	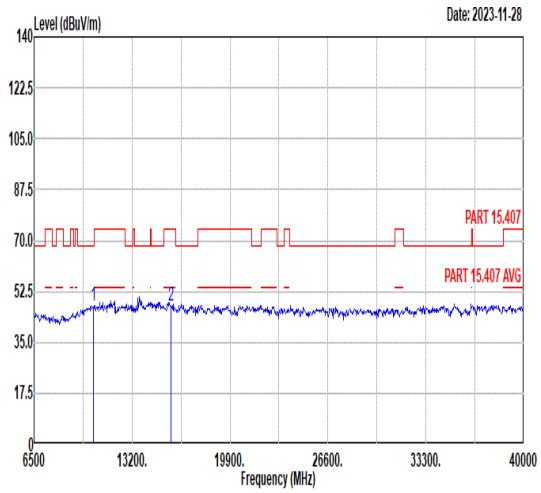 Freq Level Limit Line Margin Read Level Ant Factor Cable Loss Preamp Factor APos TPos Remark MHz dBuV/m dBuV/m dB dBuV dB/m dB dB cm deg 1 10580.00 47.34 68.30 -20.96 57.45 37.76 10.89 58.76 -- -- Peak 2 15870.00 47.59 74.00 -26.41 53.49 40.66 12.71 59.27 -- -- Peak

Note: Only the worst case has assessed testing for up to 40GHz.

Mode	28	
	Band Edge - L	
	UNII 2C_5.47-5.725_802.11ax HE80_CHCH106_Full RU_5530MHz	
ANT	CDD 1+2	
Pol.	Horizontal	Fundamental
Peak	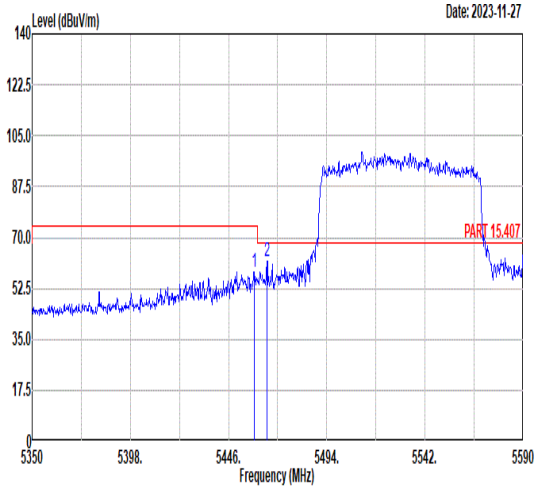 Freq Level Limit Line Margin Read Level Ant Factor Cable Loss Preamp Factor APos TPos Remark 1 5458.72 58.20 74.00 -15.80 48.48 34.66 8.41 33.35 100 357 Peak 2 5464.72 61.98 68.30 -6.32 52.27 34.67 8.40 33.36 100 357 Peak	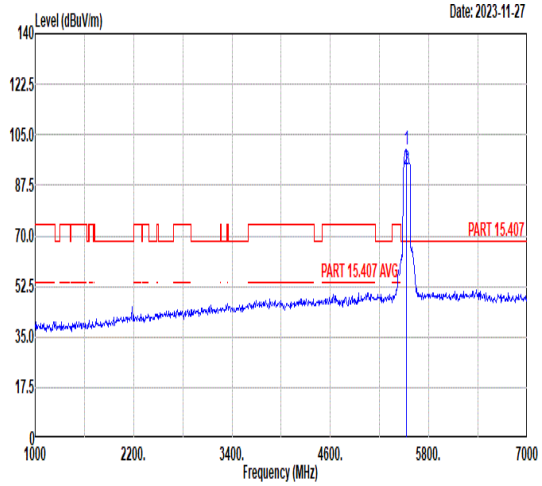 Freq Level Limit Line Margin Read Level Ant Factor Cable Loss Preamp Factor APos TPos Remark 1 5530.00 100.07 ------ ------ 90.40 34.74 8.32 33.39 100 357 Peak 2 5530.00 93.17 ------ ------ 83.50 34.74 8.32 33.39 100 357 Average
Avg	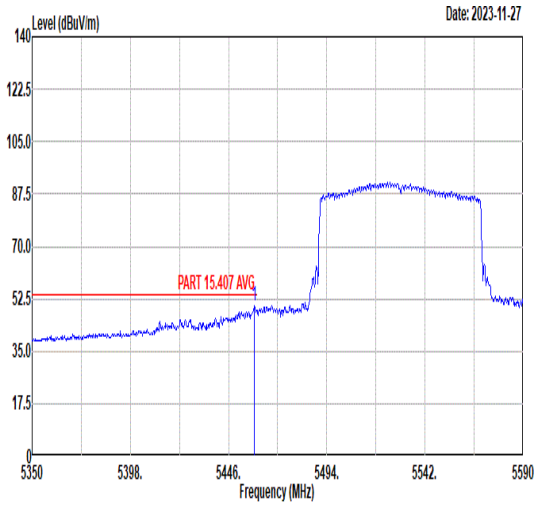 Freq Level Limit Line Margin Read Level Ant Factor Cable Loss Preamp Factor APos TPos Remark 1 5458.72 50.01 54.00 -3.99 40.29 34.66 8.41 33.35 100 357 Average	Blank

Mode	28	
	Band Edge - R	
	UNII 2C_5.47-5.725_802.11ax HE80_CHCH106_Full RU_5530MHz	
ANT	CDD 1+2	
Pol.	Horizontal	Fundamental
Peak	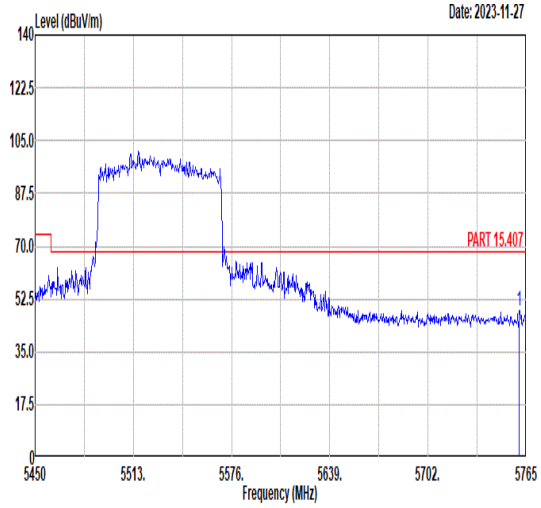 Freq Level Limit Line Margin Read Level Ant Factor Cable Loss Preamp Factor APos TPos Remark MHz dBuV/m dBuV/m dB dBuV dB/m dB dB cm deg 1 5760.59 48.52 68.30 -19.78 37.95 35.11 8.81 33.35 100 357 Peak	Blank

Mode	28	
	Band Edge - L	
	UNII 2C_5.47-5.725_802.11ax HE80_CHCH106_Full RU_5530MHz	
ANT	CDD 1+2	
Pol.	Vertical	Fundamental
Peak	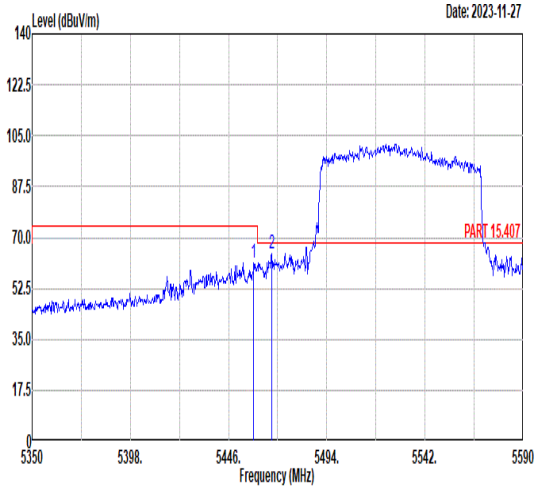 Freq Level Limit Line Margin Read Level Ant Factor Cable Loss Preamp Factor APos TPos Remark MHz dBuV/m dBuV/m dB dBuV dB/m dB dB cm deg 1 5458.24 61.44 74.00 -12.56 51.72 34.66 8.41 33.35 305 360 Peak 2 5467.12 64.40 68.30 -3.90 54.69 34.67 8.40 33.36 305 360 Peak	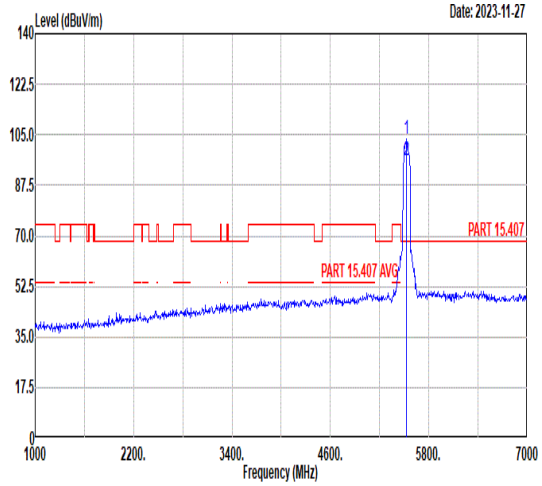 Freq Level Limit Line Margin Read Level Ant Factor Cable Loss Preamp Factor APos TPos Remark MHz dBuV/m dBuV/m dB dBuV dB/m dB dB cm deg 1 5530.00 103.51 ------ ------ 93.84 34.74 8.32 33.39 305 360 Peak 2 5530.00 96.39 ------ ------ 86.72 34.74 8.32 33.39 305 360 Average
Avg	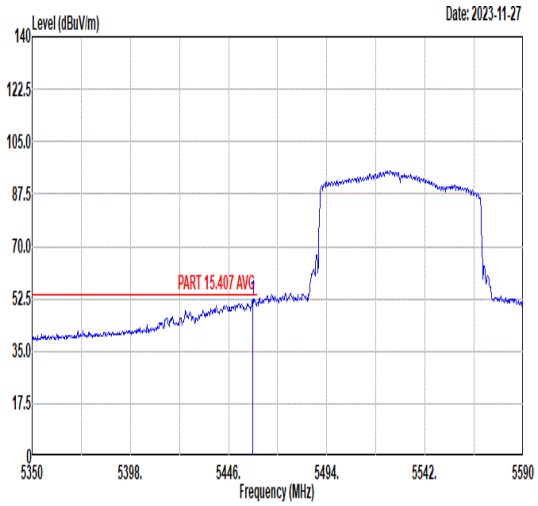 Freq Level Limit Line Margin Read Level Ant Factor Cable Loss Preamp Factor APos TPos Remark MHz dBuV/m dBuV/m dB dBuV dB/m dB dB cm deg 1 5457.76 52.42 54.00 -1.58 42.69 34.66 8.41 33.34 305 360 Average	Blank

Mode	28	
	Band Edge - R	
	UNII 2C_5.47-5.725_802.11ax HE80_CHCH106_Full RU_5530MHz	
ANT	CDD 1+2	
Pol.	Vertical	Fundamental
Peak	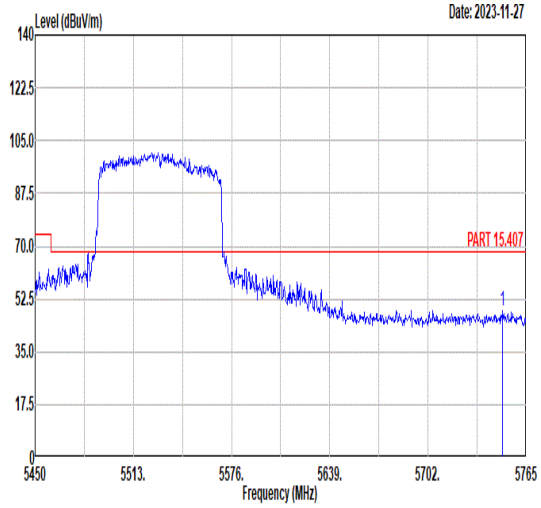 Freq Level Limit Line Margin Read Level Ant Factor Cable Loss Preamp Factor APos TPos Remark MHz dBuV/m dBuV/m dB dBuV dB/m dB dB cm deg 1 5749.88 48.34 68.30 -19.96 37.82 35.10 8.77 33.35 305 360 Peak	Blank

Mode	28	
	Harmonic	
	UNII 2C_5.47-5.725_802.11ax HE80_CHCH106_Full RU_5530MHz	
ANT	CDD 1+2	
Pol.	Horizontal	Vertical
Peak Avg	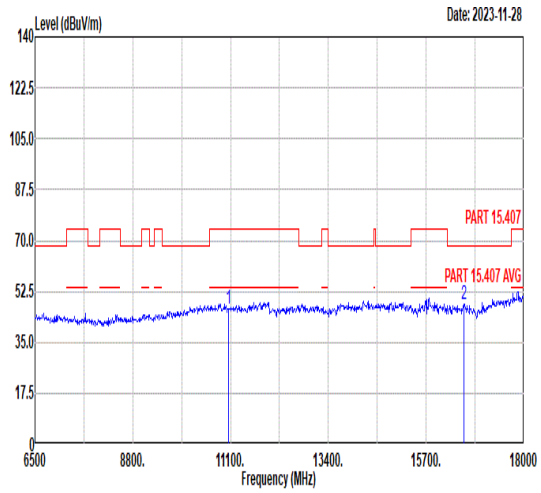 Freq Level Limit Line Margin Read Level Ant Factor Cable Loss Preamp Factor APos TPos Remark MHz dBuV/m dBuV/m dB dBuV dB/m dB dB cm deg 1 11060.00 46.63 74.00 -27.37 55.46 38.16 11.24 58.23 -- -- Peak 2 16590.00 48.27 68.30 -20.03 53.07 41.00 12.95 58.75 -- -- Peak	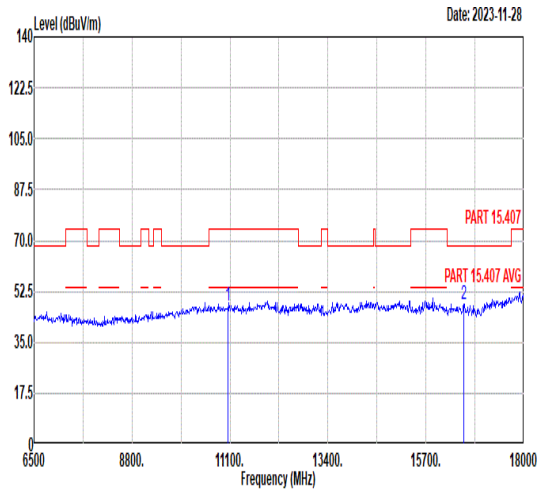 Freq Level Limit Line Margin Read Level Ant Factor Cable Loss Preamp Factor APos TPos Remark MHz dBuV/m dBuV/m dB dBuV dB/m dB dB cm deg 1 11060.00 47.51 74.00 -26.49 56.34 38.16 11.24 58.23 -- -- Peak 2 16590.00 47.88 68.30 -20.42 52.68 41.00 12.95 58.75 -- -- Peak

Mode	29	
	Band Edge - L	
	UNII 2C_5.47-5.725_802.11ax HE80_CHCH122_Full RU_5610MHz	
ANT	CDD 1+2	
Pol.	Horizontal	Fundamental
Peak	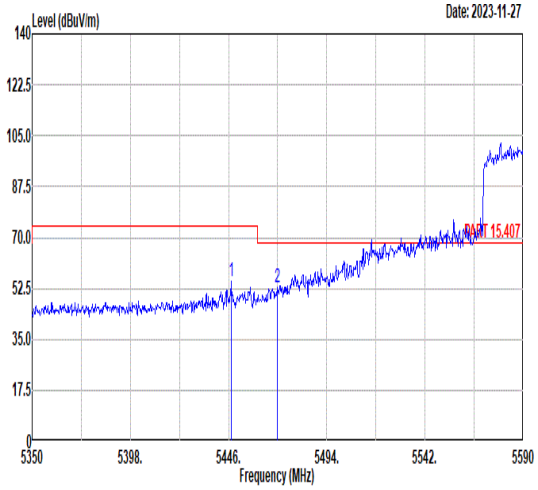 Freq Level Limit Line Margin Read Level Ant Factor Cable Loss Preamp Factor APos TPos Remark 1 5447.20 54.69 74.00 -19.31 44.94 34.65 8.43 33.33 125 354 Peak 2 5469.76 52.88 68.30 -15.42 43.17 34.67 8.40 33.36 125 354 Peak	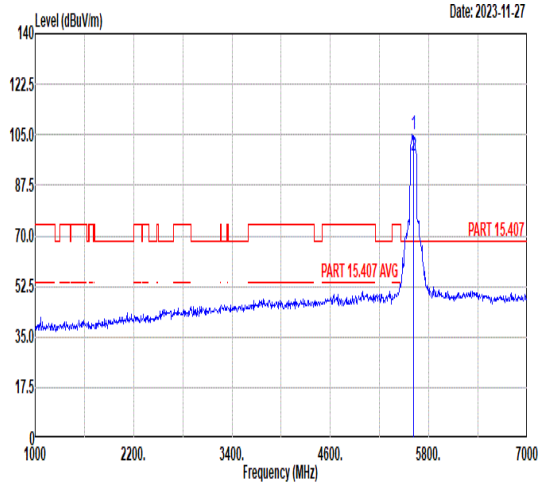 Freq Level Limit Line Margin Read Level Ant Factor Cable Loss Preamp Factor APos TPos Remark 1 5610.00 105.17 ------ ------ 95.43 34.87 8.25 33.38 125 354 Peak 2 5610.00 97.96 ------ ------ 88.22 34.87 8.25 33.38 125 354 Average
Avg	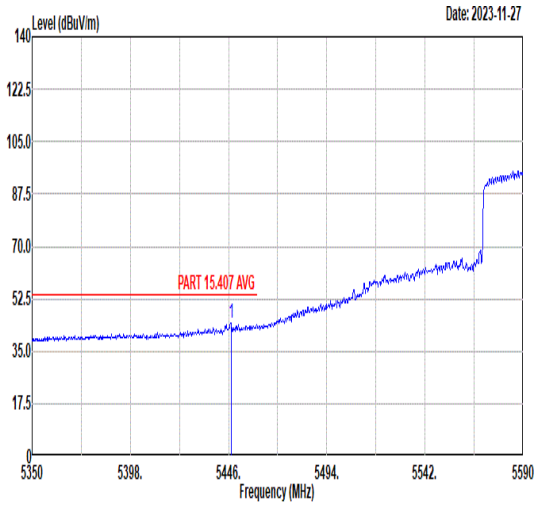 Freq Level Limit Line Margin Read Level Ant Factor Cable Loss Preamp Factor APos TPos Remark 1 5447.44 44.30 54.00 -9.70 34.55 34.65 8.43 33.33 125 354 Average	Blank

Mode	29	
	Band Edge - R	
	UNII 2C_5.47-5.725_802.11ax HE80_CHCH122_Full RU_5610MHz	
ANT	CDD 1+2	
Pol.	Horizontal	Fundamental
Peak	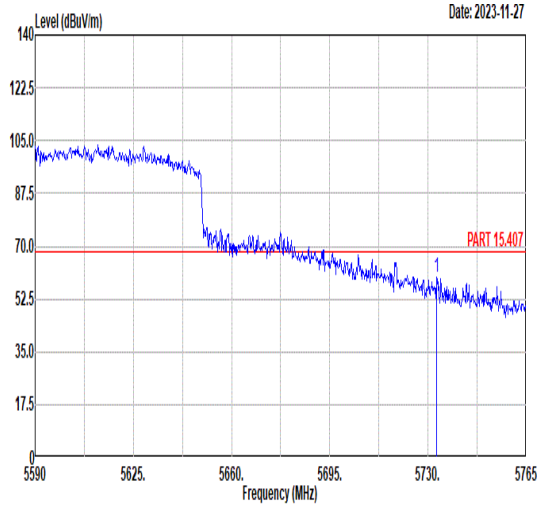 Freq Level Limit Line Margin Read Level Ant Factor Cable Loss Preamp Factor APos TPos Remark MHz dBuV/m dBuV/m dB dBuV dB/m dB dB cm deg 1 5733.15 59.55 68.30 -8.75 49.13 35.07 8.70 33.35 125 354 Peak	Blank

Mode	29	
	Band Edge - L	
	UNII 2C_5.47-5.725_802.11ax HE80_CHCH122_Full RU_5610MHz	
ANT	CDD 1+2	
Pol.	Vertical	Fundamental
Peak	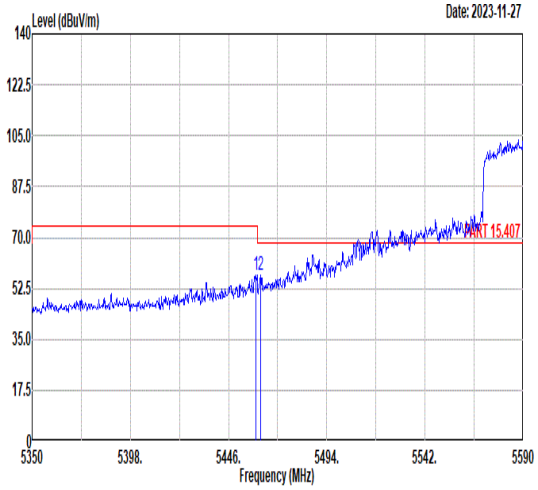 Freq Level Limit Line Margin Read Level Ant Factor Cable Loss Preamp Factor APos TPos Remark 1 5459.44 57.04 74.00 -16.96 47.32 34.66 8.41 33.35 314 136 Peak 2 5461.60 57.28 68.30 -11.02 47.55 34.67 8.41 33.35 314 136 Peak	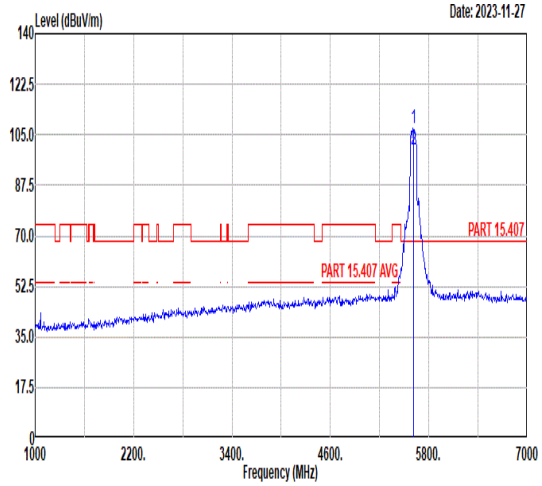 Freq Level Limit Line Margin Read Level Ant Factor Cable Loss Preamp Factor APos TPos Remark 1 5610.00 107.02 ------ ------ 97.28 34.87 8.25 33.38 314 136 Peak 2 5610.00 99.92 ------ ------ 90.18 34.87 8.25 33.38 314 136 Average
Avg	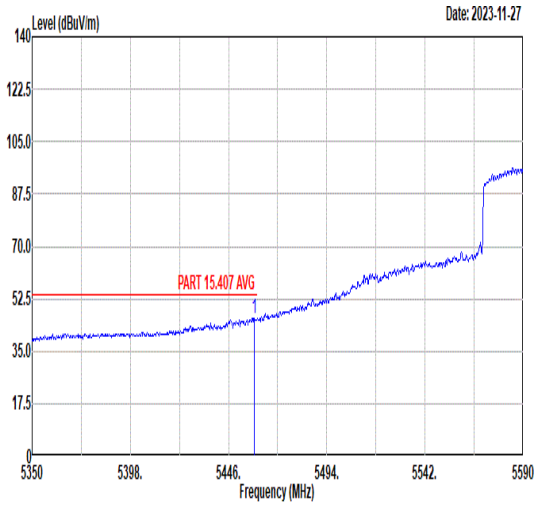 Freq Level Limit Line Margin Read Level Ant Factor Cable Loss Preamp Factor APos TPos Remark 1 5458.72 46.14 54.00 -7.86 36.42 34.66 8.41 33.35 314 136 Average	Blank

Mode	29	
	Band Edge - R	
	UNII 2C_5.47-5.725_802.11ax HE80_CHCH122_Full RU_5610MHz	
ANT	CDD 1+2	
Pol.	Vertical	Fundamental
Peak	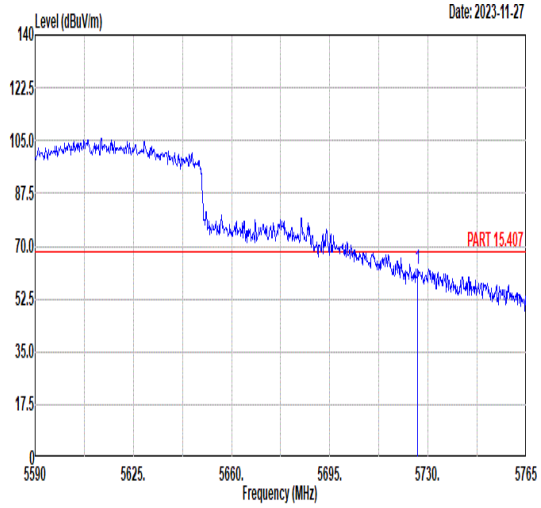 Freq Level Limit Line Margin Read Level Ant Factor Cable Loss Preamp Factor APos TPos Remark MHz dBuV/m dBuV/m dB dBuV dB/m dB dB cm deg 1 5726.33 62.27 68.30 -6.03 51.88 35.06 8.68 33.35 314 136 Peak	Blank

Mode	29	
	Harmonic	
	UNII 2C_5.47-5.725_802.11ax HE80_CHCH122_Full RU_5610MHz	
ANT	CDD 1+2	
Pol.	Horizontal	Vertical
Peak Avg	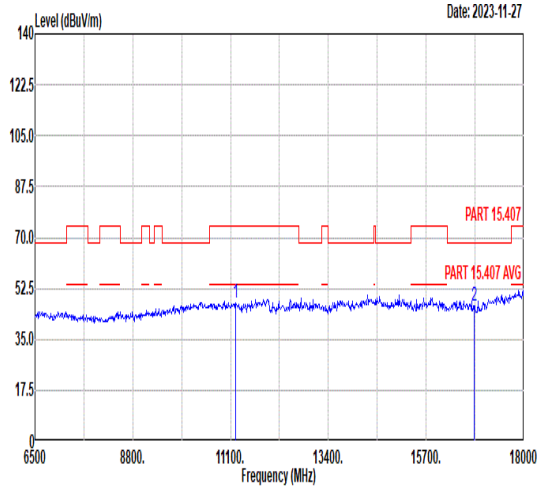 Freq Level Limit Line Margin Read Level Ant Factor Cable Loss Preamp Factor APos TPos Remark MHz dBuV/m dBuV/m dB dBuV dB/m dB dB cm deg 1 11220.00 47.43 74.00 -26.57 55.84 38.32 11.32 58.05 -- -- Peak 2 16830.00 46.25 68.30 -22.05 50.56 41.12 13.05 58.48 -- -- Peak	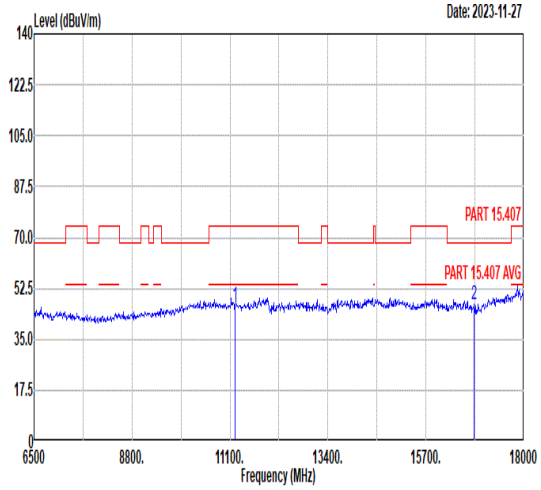 Freq Level Limit Line Margin Read Level Ant Factor Cable Loss Preamp Factor APos TPos Remark MHz dBuV/m dBuV/m dB dBuV dB/m dB dB cm deg 1 11220.00 46.66 74.00 -27.34 55.07 38.32 11.32 58.05 -- -- Peak 2 16830.00 46.79 68.30 -21.51 51.10 41.12 13.05 58.48 -- -- Peak

Mode	30	
	Band Edge	
	UNII 3_5.725-5.85_802.11a_CHCH149_5745MHz	
ANT	CDD 1+2	
Pol.	Horizontal	Fundamental
Peak	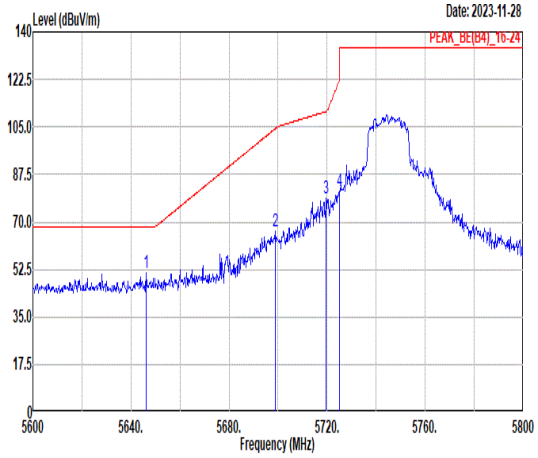	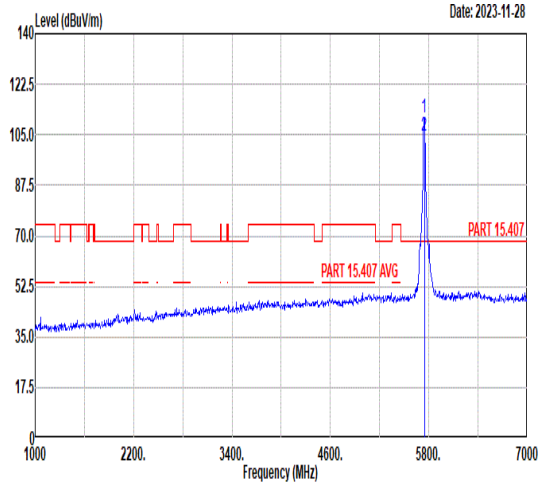

	Freq	Level	Limit Line	Margin	Read Level	Ant Factor	Cable Loss	Preamp Factor	APos	TPos	Remark
	MHz	dBuV/m	dBuV/m	dB	dBuV	dB/m	dB	dB	cm	deg	
1	5646.20	51.11	68.30	-17.19	41.17	34.93	8.38	33.37	100	350	Peak
2	5699.00	66.76	104.47	-37.71	56.53	35.01	8.58	33.36	100	350	Peak
3	5719.60	78.53	110.69	-32.16	68.19	35.05	8.65	33.36	100	350	Peak
4	5725.00	81.34	122.20	-40.86	70.97	35.06	8.67	33.36	100	350	Peak

	Freq	Level	Limit Line	Margin	Read Level	Ant Factor	Cable Loss	Preamp Factor	APos	TPos	Remark
	MHz	dBuV/m	dBuV/m	dB	dBuV	dB/m	dB	dB	cm	deg	
1	5745.00	111.18	------	------	100.69	35.09	8.75	33.35	100	350	Peak
2	5745.00	104.50	------	------	94.01	35.09	8.75	33.35	100	350	Average

Mode	30	
	Band Edge	
	UNII 3_5.725-5.85_802.11a_CHCH149_5745MHz	
ANT	CDD 1+2	
Pol.	Vertical	Fundamental
Peak	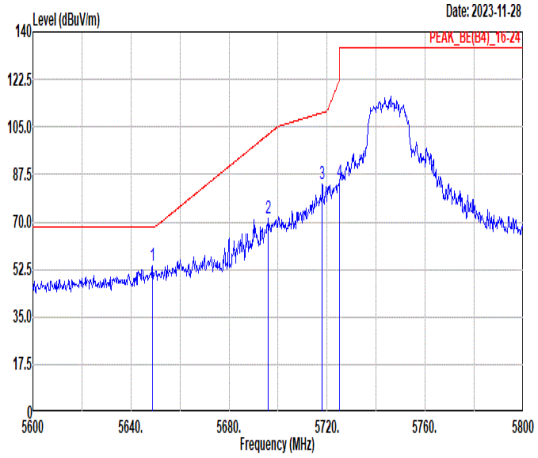 Freq Level Limit Line Margin Read Level Ant Factor Cable Loss Preamp Factor APos TPos Remark MHz dBuV/m dBuV/m dB dBuV dB/m dB dB cm deg 1 5648.80 53.79 68.30 -14.51 43.84 34.93 8.39 33.37 316 246 Peak 2 5696.00 71.10 102.26 -31.16 60.88 35.01 8.57 33.36 316 246 Peak 3 5718.00 83.79 110.24 -26.45 73.45 35.05 8.65 33.36 316 246 Peak 4 5725.00 84.35 122.20 -37.85 73.98 35.06 8.67 33.36 316 246 Peak	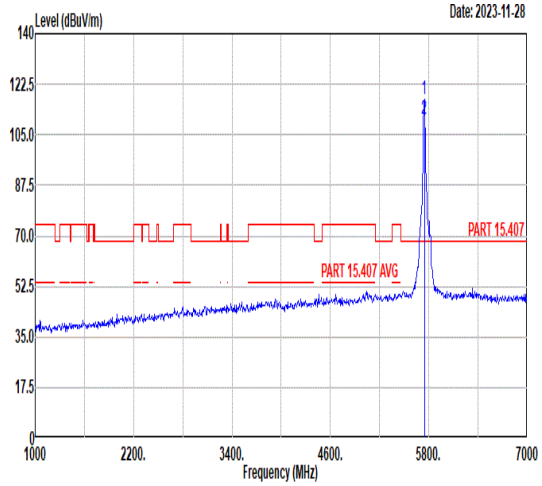 Freq Level Limit Line Margin Read Level Ant Factor Cable Loss Preamp Factor APos TPos Remark MHz dBuV/m dBuV/m dB dBuV dB/m dB dB cm deg 1 5745.00 117.07 ------ ------ 106.58 35.09 8.75 33.35 316 246 Peak 2 5745.00 110.34 ------ ------ 99.85 35.09 8.75 33.35 316 246 Average

Mode	30	
	Harmonic	
	UNII 3_5.725-5.85_802.11a_CHCH149_5745MHz	
ANT	CDD 1+2	
Pol.	Horizontal	Vertical
Peak Avg	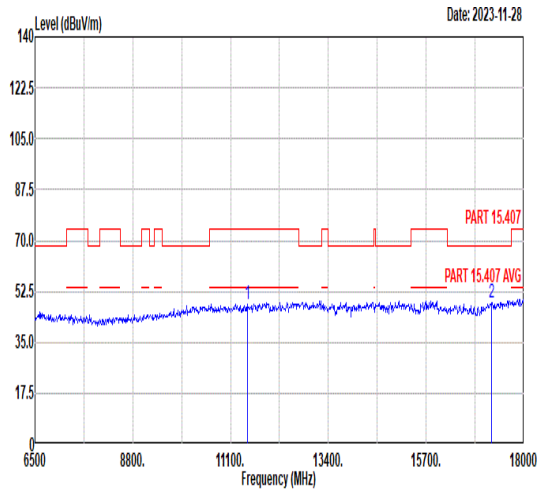 Freq Level Limit Line Margin Read Level Ant Factor Cable Loss Preamp Factor APos TPos Remark MHz dBuV/m dBuV/m dB dBuV dB/m dB dB cm deg 1 11490.00 47.84 74.00 -26.16 55.57 38.58 11.45 57.76 -- -- Peak 2 17235.00 48.38 68.30 -19.92 51.89 41.29 13.17 57.97 -- -- Peak	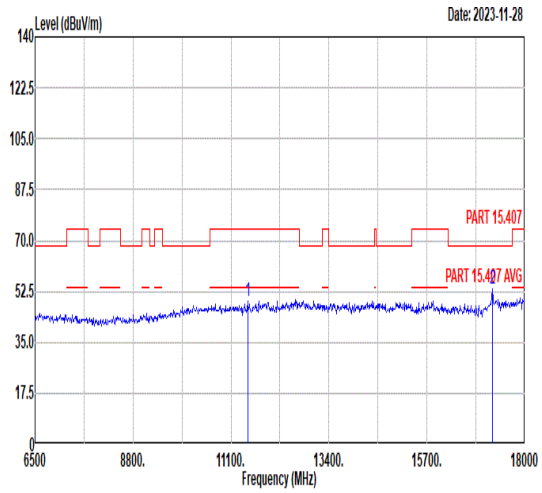 Freq Level Limit Line Margin Read Level Ant Factor Cable Loss Preamp Factor APos TPos Remark MHz dBuV/m dBuV/m dB dBuV dB/m dB dB cm deg 1 11490.00 49.09 74.00 -24.91 56.82 38.58 11.45 57.76 -- -- Peak 2 17235.00 53.37 68.30 -14.93 56.88 41.29 13.17 57.97 -- -- Peak

Mode	31	
	Harmonic	
	UNII 3_5.725-5.85_802.11a_CHCH157_5785MHz	
ANT	CDD 1+2	
Pol.	Horizontal	Vertical
Peak Avg	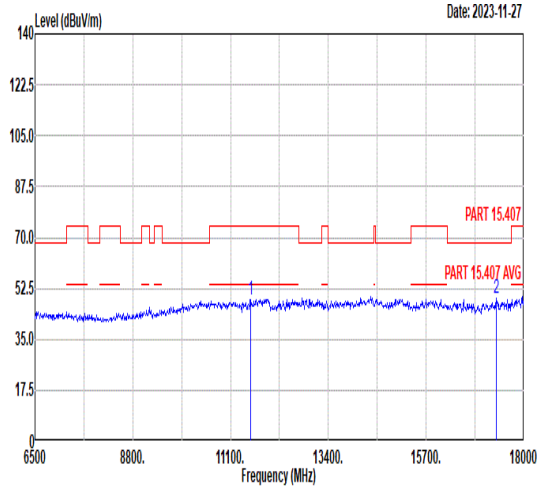 Freq Level Limit Line Margin Read Level Ant Factor Cable Loss Preamp Factor APos TPos Remark MHz dBuV/m dBuV/m dB dBuV dB/m dB dB cm deg 1 11570.00 48.57 74.00 -25.43 56.07 38.68 11.49 57.67 -- -- Peak 2 17355.00 49.21 68.30 -19.09 52.47 41.34 13.20 57.80 -- -- Peak	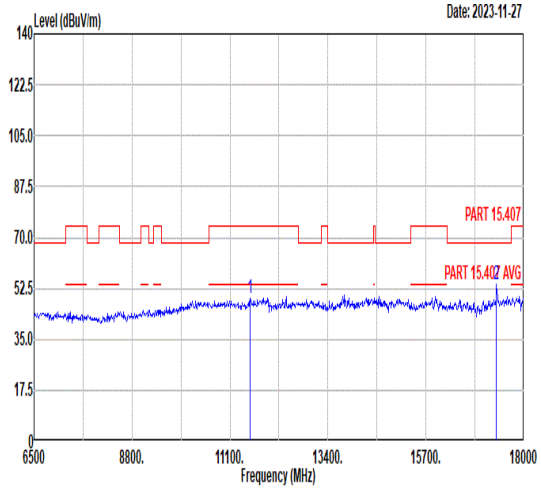 Freq Level Limit Line Margin Read Level Ant Factor Cable Loss Preamp Factor APos TPos Remark MHz dBuV/m dBuV/m dB dBuV dB/m dB dB cm deg 1 11570.00 49.25 74.00 -24.75 56.75 38.68 11.49 57.67 -- -- Peak 2 17355.00 53.97 68.30 -14.33 57.23 41.34 13.20 57.80 -- -- Peak

Mode	32	
	Band Edge	
	UNII 3_5.725-5.85_802.11a_CHCH165_5825MHz	
ANT	CDD 1+2	
Pol.	Horizontal	Fundamental
Peak	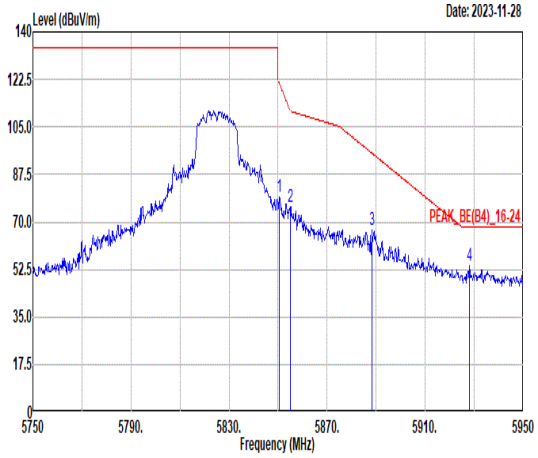	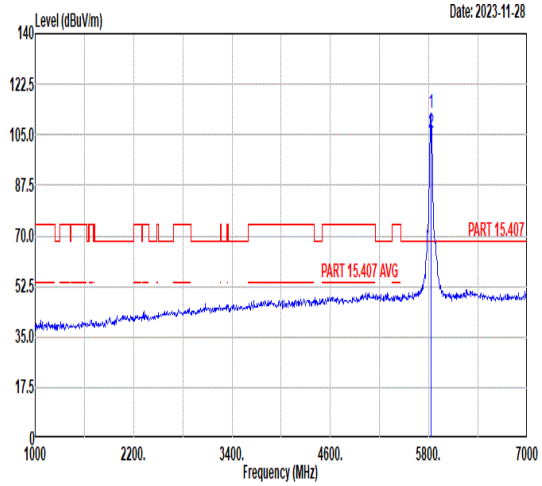

	Freq	Level	Limit Line	Margin	Read Level	Ant Factor	Cable Loss	Preamp Factor	APos	TPos	Remark
	MHz	dBuV/m	dBuV/m	dB	dBuV	dB/m	dB	dB	cm	deg	
1	5850.40	79.27	121.29	-42.02	68.46	35.26	8.88	33.33	100	352	Peak
2	5855.00	75.65	110.80	-35.15	64.84	35.27	8.87	33.33	100	352	Peak
3	5888.40	67.09	95.25	-28.16	56.26	35.32	8.83	33.32	100	352	Peak
4	5928.00	53.99	68.30	-14.31	43.13	35.39	8.79	33.32	100	352	Peak

	Freq	Level	Limit Line	Margin	Read Level	Ant Factor	Cable Loss	Preamp Factor	APos	TPos	Remark
	MHz	dBuV/m	dBuV/m	dB	dBuV	dB/m	dB	dB	cm	deg	
1	5825.00	112.50	------	------	101.71	35.22	8.91	33.34	100	352	Peak
2	5825.00	105.66	------	------	94.87	35.22	8.91	33.34	100	352	Average

Mode	32	
	Band Edge	
	UNII 3_5.725-5.85_802.11a_CHCH165_5825MHz	
ANT	CDD 1+2	
Pol.	Vertical	Fundamental
Peak	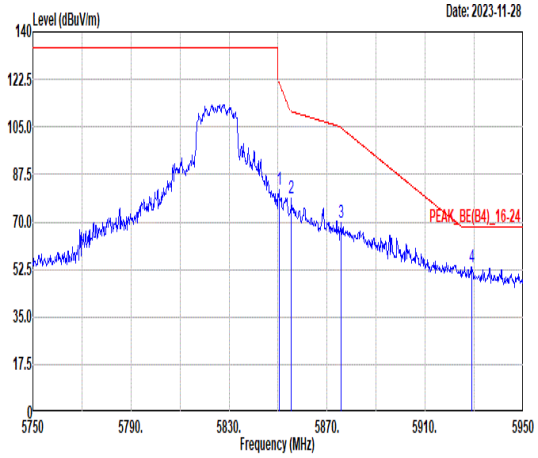 Freq Level Limit Line Margin Read Level Ant Factor Cable Loss Preamp Factor APos TPos Remark MHz dBuV/m dBuV/m dB dBuV dB/m dB dB cm deg 1 5850.40 81.71 121.29 -39.58 70.90 35.26 8.88 33.33 100 248 Peak 2 5855.40 78.73 110.69 -31.96 67.92 35.27 8.87 33.33 100 248 Peak 3 5875.80 69.66 104.61 -34.95 58.84 35.30 8.85 33.33 100 248 Peak 4 5929.00 53.40 68.30 -14.90 42.55 35.39 8.78 33.32 100 248 Peak	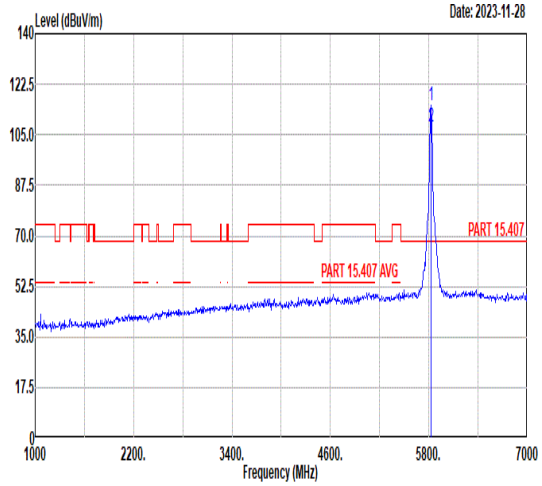 Freq Level Limit Line Margin Read Level Ant Factor Cable Loss Preamp Factor APos TPos Remark MHz dBuV/m dBuV/m dB dBuV dB/m dB dB cm deg 1 5825.00 115.04 ------ ------ 104.25 35.22 8.91 33.34 100 248 Peak 2 5825.00 107.89 ------ ------ 97.10 35.22 8.91 33.34 100 248 Average

Mode	32	
	Harmonic	
	UNII 3_5.725-5.85_802.11a_CHCH165_5825MHz	
ANT	CDD 1+2	
Pol.	Horizontal	Vertical
Peak Avg	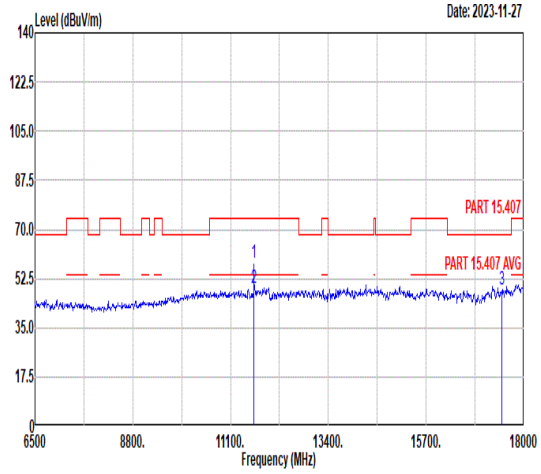 Freq Level Limit Line Margin Read Level Ant Factor Cable Loss Preamp Factor APos TPos Remark MHz dBuV/m dBuV/m dB dBuV dB/m dB dB cm deg 1 11650.00 58.15 74.00 -15.85 65.42 38.78 11.53 57.58 133 269 Peak 2 11650.00 48.95 54.00 -5.05 56.22 38.78 11.53 57.58 133 269 Average 3 17475.00 48.34 68.30 -19.96 51.35 41.39 13.23 57.63 -- -- Peak	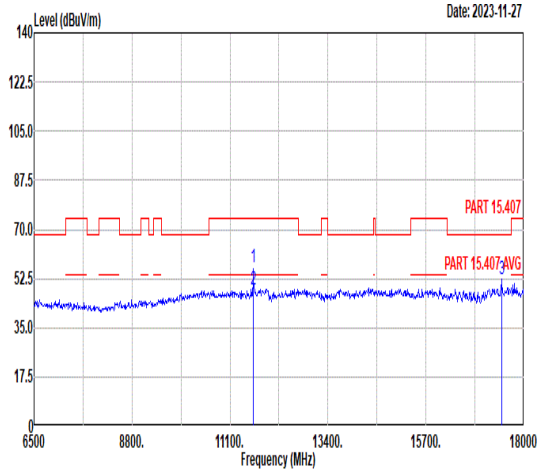 Freq Level Limit Line Margin Read Level Ant Factor Cable Loss Preamp Factor APos TPos Remark MHz dBuV/m dBuV/m dB dBuV dB/m dB dB cm deg 1 11650.00 56.65 74.00 -17.35 63.92 38.78 11.53 57.58 344 134 Peak 2 11650.00 48.65 54.00 -5.35 55.92 38.78 11.53 57.58 344 134 Average 3 17475.00 52.29 68.30 -16.01 55.30 41.39 13.23 57.63 -- -- Peak

Mode	33	
	Band Edge	
	UNII 3_5.725-5.85_802.11ax HE20_CHCH149_Full RU_5745MHz	
ANT	CDD 1+2	
Pol.	Horizontal	Fundamental
Peak	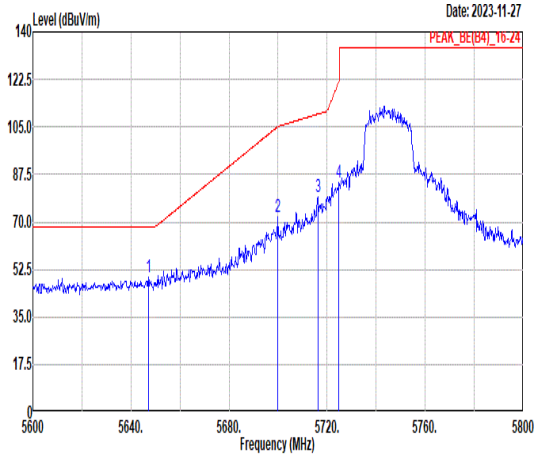 Freq Level Limit Line Margin Read Level Ant Factor Cable Loss Preamp Factor APos TPos Remark MHz dBuV/m dBuV/m dB dBuV dB/m dB dB cm deg 1 5647.20 49.41 68.30 -18.89 39.46 34.93 8.39 33.37 297 342 Peak 2 5700.00 71.73 105.20 -33.47 61.49 35.02 8.58 33.36 297 342 Peak 3 5716.20 79.27 109.74 -30.47 68.95 35.04 8.64 33.36 297 342 Peak 4 5724.80 84.34 121.74 -37.40 73.97 35.06 8.67 33.36 297 342 Peak	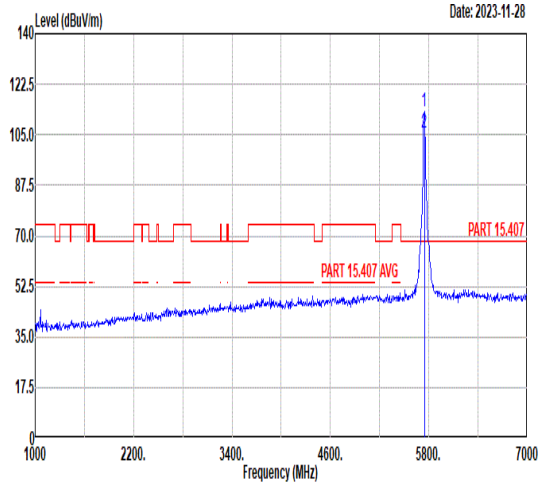 Freq Level Limit Line Margin Read Level Ant Factor Cable Loss Preamp Factor APos TPos Remark MHz dBuV/m dBuV/m dB dBuV dB/m dB dB cm deg 1 5745.00 112.81 ------ ------ 102.32 35.09 8.75 33.35 297 342 Peak 2 5745.00 105.62 ------ ------ 95.13 35.09 8.75 33.35 297 342 Average

Mode	33	
	Band Edge	
	UNII 3_5.725-5.85_802.11ax HE20_CHCH149_Full RU_5745MHz	
ANT	CDD 1+2	
Pol.	Vertical	Fundamental
Peak	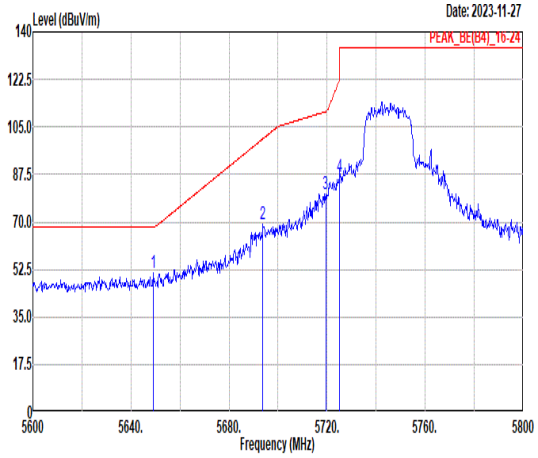 Freq Level Limit Line Margin Read Level Ant Factor Cable Loss Preamp Factor APos TPos Remark MHz dBuV/m dBuV/m dB dBuV dB/m dB dB cm deg 1 5649.20 51.43 68.30 -16.87 41.48 34.93 8.39 33.37 160 238 Peak 2 5693.80 69.40 100.64 -31.24 59.19 35.01 8.56 33.36 160 238 Peak 3 5719.40 80.48 110.63 -30.15 70.14 35.05 8.65 33.36 160 238 Peak 4 5725.00 86.88 122.20 -35.32 76.51 35.06 8.67 33.36 160 238 Peak	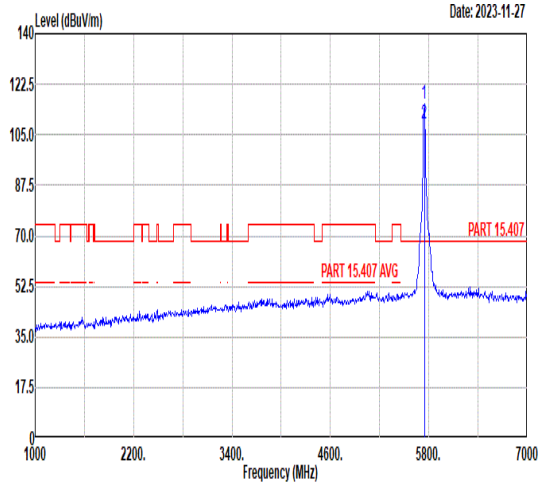 Freq Level Limit Line Margin Read Level Ant Factor Cable Loss Preamp Factor APos TPos Remark MHz dBuV/m dBuV/m dB dBuV dB/m dB dB cm deg 1 5745.00 115.89 ------ ------ 105.40 35.09 8.75 33.35 160 238 Peak 2 5745.00 108.77 ------ ------ 98.28 35.09 8.75 33.35 160 238 Average

Mode	33	
	Harmonic	
	UNII 3_5.725-5.85_802.11ax HE20_CHCH149_Full RU_5745MHz	
ANT	CDD 1+2	
Pol.	Horizontal	Vertical
Peak Avg	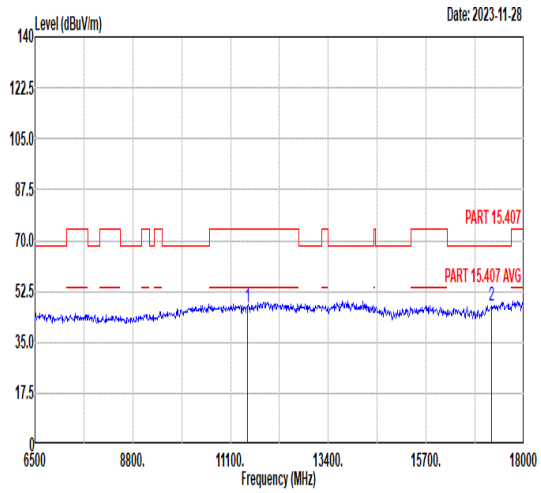 Freq Level Limit Line Margin Read Level Ant Factor Cable Loss Preamp Factor APos TPos Remark MHz dBuV/m dBuV/m dB dBuV dB/m dB dB cm deg 1 11490.00 47.16 74.00 -26.84 54.89 38.58 11.45 57.76 -- -- Peak 2 17235.00 47.59 68.30 -20.71 51.10 41.29 13.17 57.97 -- -- Peak	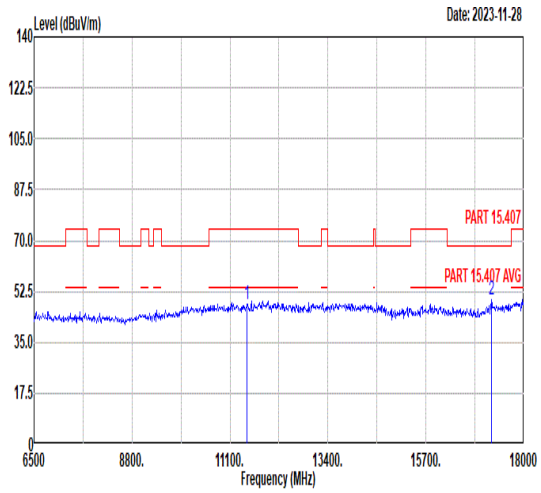 Freq Level Limit Line Margin Read Level Ant Factor Cable Loss Preamp Factor APos TPos Remark MHz dBuV/m dBuV/m dB dBuV dB/m dB dB cm deg 1 11490.00 48.27 74.00 -25.73 56.00 38.58 11.45 57.76 -- -- Peak 2 17235.00 49.92 68.30 -18.38 53.43 41.29 13.17 57.97 -- -- Peak

Mode	34	
	Harmonic	
	UNII 3_5.725-5.85_802.11ax HE20_CHCH157_Full RU_5785MHz	
ANT	CDD 1+2	
Pol.	Horizontal	Vertical
Peak Avg	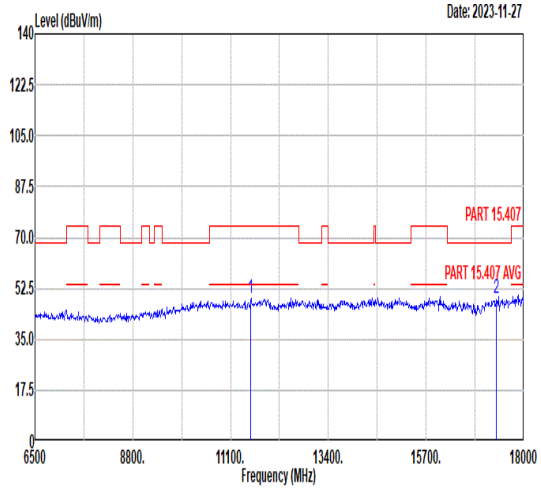 Freq Level Limit Line Margin Read Level Ant Factor Cable Loss Preamp Factor APos TPos Remark MHz dBuV/m dBuV/m dB dBuV dB/m dB dB cm deg 1 11570.00 48.93 74.00 -25.07 56.43 38.68 11.49 57.67 -- -- Peak 2 17355.00 49.19 68.30 -19.11 52.45 41.34 13.20 57.80 -- -- Peak	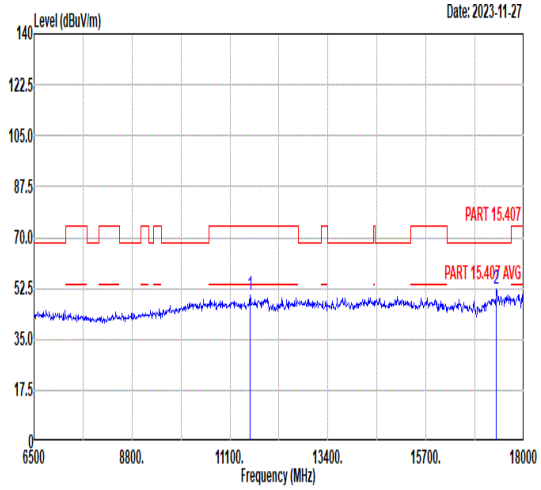 Freq Level Limit Line Margin Read Level Ant Factor Cable Loss Preamp Factor APos TPos Remark MHz dBuV/m dBuV/m dB dBuV dB/m dB dB cm deg 1 11570.00 50.34 74.00 -23.66 57.84 38.68 11.49 57.67 -- -- Peak 2 17355.00 52.05 68.30 -16.25 55.31 41.34 13.20 57.80 -- -- Peak

Mode	35	
	Band Edge	
	UNII 3_5.725-5.85_802.11ax HE20_CHCH165_Full RU_5825MHz	
ANT	CDD 1+2	
Pol.	Horizontal	Fundamental
Peak	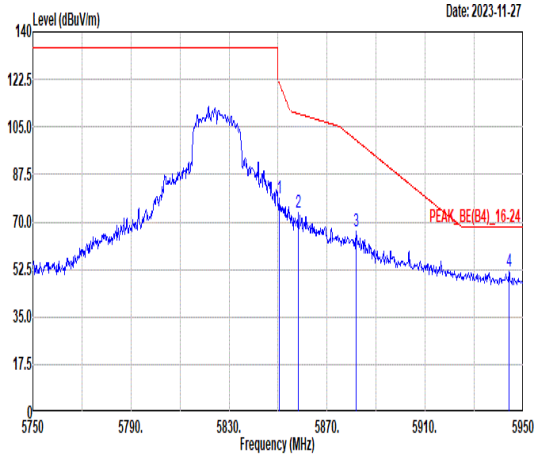 Freq Level Limit Line Margin Read Level Ant Factor Cable Loss Preamp Factor APos TPos Remark MHz dBuV/m dBuV/m dB dBuV dB/m dB dB cm deg 1 5850.40 78.56 121.29 -42.73 67.75 35.26 8.88 33.33 270 350 Peak 2 5858.20 73.18 109.90 -36.72 62.37 35.27 8.87 33.33 270 350 Peak 3 5881.80 66.53 100.15 -33.62 55.71 35.31 8.84 33.33 270 350 Peak 4 5944.20 51.51 68.30 -16.79 40.64 35.41 8.77 33.31 270 350 Peak	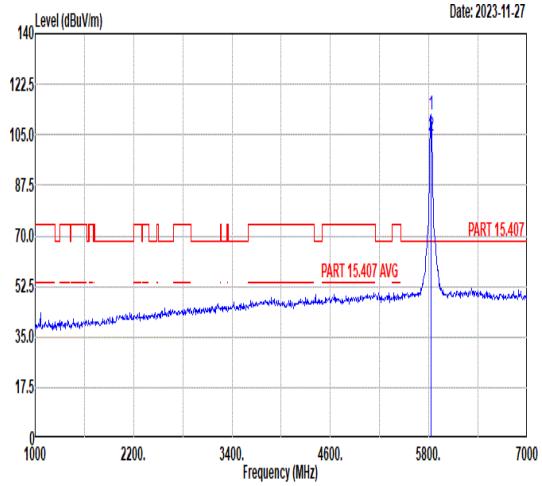 Freq Level Limit Line Margin Read Level Ant Factor Cable Loss Preamp Factor APos TPos Remark MHz dBuV/m dBuV/m dB dBuV dB/m dB dB cm deg 1 5825.00 111.88 ------ ------ 101.09 35.22 8.91 33.34 270 350 Peak 2 5825.00 104.74 ------ ------ 93.95 35.22 8.91 33.34 270 350 Average

Mode	35	
	Band Edge	
	UNII 3_5.725-5.85_802.11ax HE20_CHCH165_Full RU_5825MHz	
ANT	CDD 1+2	
Pol.	Vertical	Fundamental
Peak	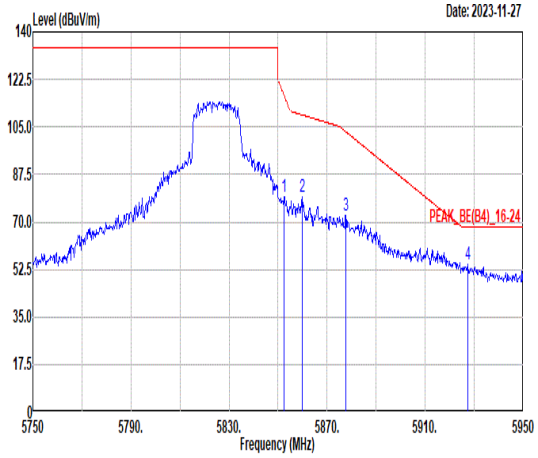 Freq Level Limit Line Margin Read Level Ant Factor Cable Loss Preamp Factor APos TPos Remark MHz dBuV/m dBuV/m dB dBuV dB/m dB dB cm deg 1 5852.40 79.48 116.73 -37.25 68.68 35.26 8.87 33.33 153 238 Peak 2 5860.00 79.49 109.40 -29.91 68.67 35.28 8.87 33.33 153 238 Peak 3 5877.60 72.38 103.27 -30.89 61.57 35.30 8.84 33.33 153 238 Peak 4 5927.40 54.42 68.30 -13.88 43.56 35.39 8.79 33.32 153 238 Peak	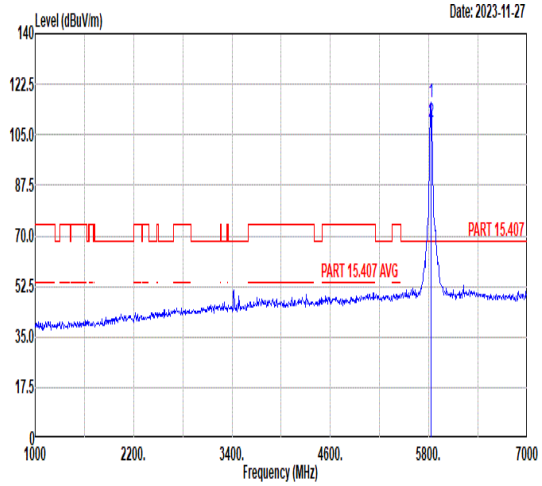 Freq Level Limit Line Margin Read Level Ant Factor Cable Loss Preamp Factor APos TPos Remark MHz dBuV/m dBuV/m dB dBuV dB/m dB dB cm deg 1 5825.00 116.20 ------ ------ 105.41 35.22 8.91 33.34 153 238 Peak 2 5825.00 109.47 ------ ------ 98.68 35.22 8.91 33.34 153 238 Average

Mode	35	
	Harmonic	
	UNII 3_5.725-5.85_802.11ax HE20_CHCH165_Full RU_5825MHz	
ANT	CDD 1+2	
Pol.	Horizontal	Vertical
Peak Avg	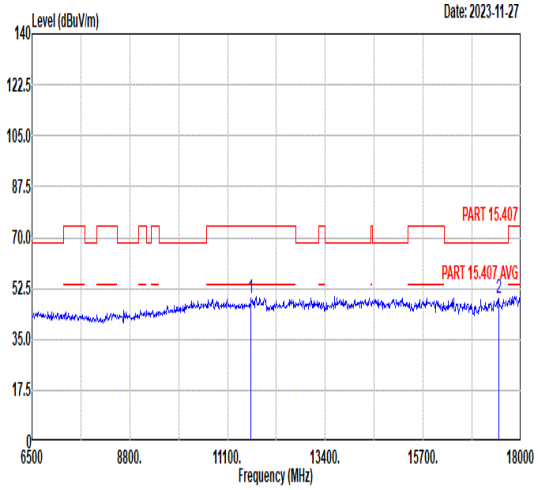 Freq Level Limit Line Margin Read Level Ant Factor Cable Loss Preamp Factor APos TPos Remark MHz dBuV/m dBuV/m dB dBuV dB/m dB dB cm deg 1 11650.00 49.18 74.00 -24.82 56.45 38.78 11.53 57.58 -- -- Peak 2 17475.00 48.94 68.30 -19.36 51.95 41.39 13.23 57.63 -- -- Peak	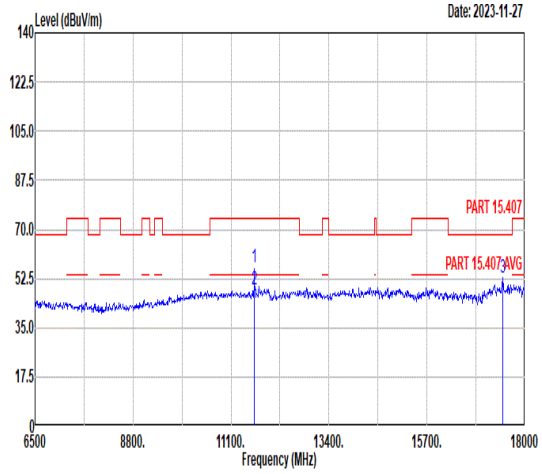 Freq Level Limit Line Margin Read Level Ant Factor Cable Loss Preamp Factor APos TPos Remark MHz dBuV/m dBuV/m dB dBuV dB/m dB dB cm deg 1 11650.00 56.75 74.00 -17.25 64.02 38.78 11.53 57.58 326 144 Peak 2 11650.00 48.67 54.00 -5.33 55.94 38.78 11.53 57.58 326 144 Average 3 17475.00 53.04 68.30 -15.26 56.05 41.39 13.23 57.63 -- -- Peak

Mode	36	
	Band Edge - L	
	UNII 3_5.725-5.85_802.11ax HE40_CHCH151_Full RU_5755MHz	
ANT	CDD 1+2	
Pol.	Horizontal	Fundamental
Peak	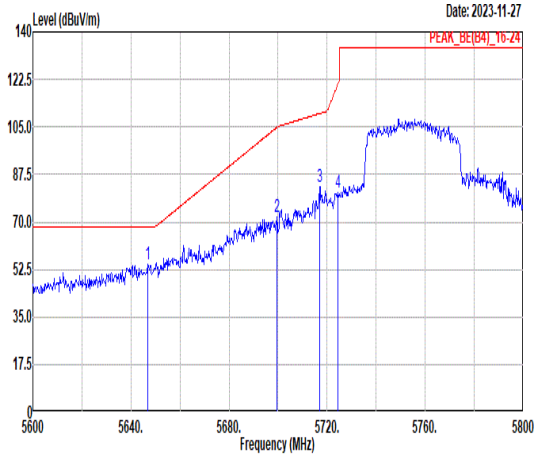 Freq Level Limit Line Margin Read Level Ant Factor Cable Loss Preamp Factor APos TPos Remark MHz dBuV/m dBuV/m dB dBuV dB/m dB dB cm deg 1 5647.00 54.54 68.30 -13.76 44.59 34.93 8.39 33.37 385 10 Peak 2 5699.40 71.74 104.76 -33.02 61.50 35.02 8.58 33.36 385 10 Peak 3 5717.00 83.02 109.96 -26.94 72.70 35.04 8.64 33.36 385 10 Peak 4 5724.40 80.68 120.83 -40.15 70.31 35.06 8.67 33.36 385 10 Peak	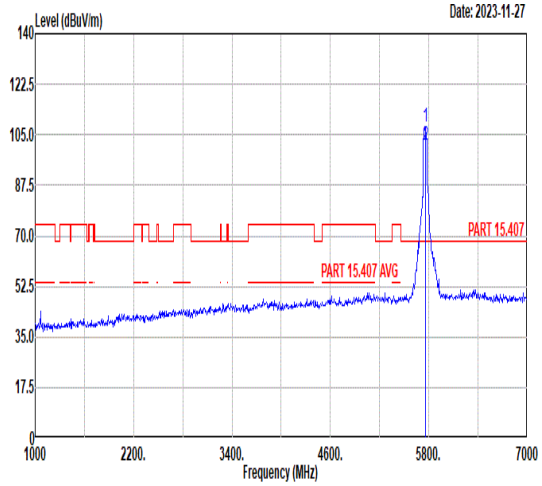 Freq Level Limit Line Margin Read Level Ant Factor Cable Loss Preamp Factor APos TPos Remark MHz dBuV/m dBuV/m dB dBuV dB/m dB dB cm deg 1 5755.00 108.01 ------ ------ 97.47 35.11 8.78 33.35 385 10 Peak 2 5755.00 101.30 ------ ------ 90.76 35.11 8.78 33.35 385 10 Average

Mode	36	
	Band Edge - R	
	UNII 3_5.725-5.85_802.11ax HE40_CHCH151_Full RU_5755MHz	
ANT	CDD 1+2	
Pol.	Horizontal	Fundamental
Peak	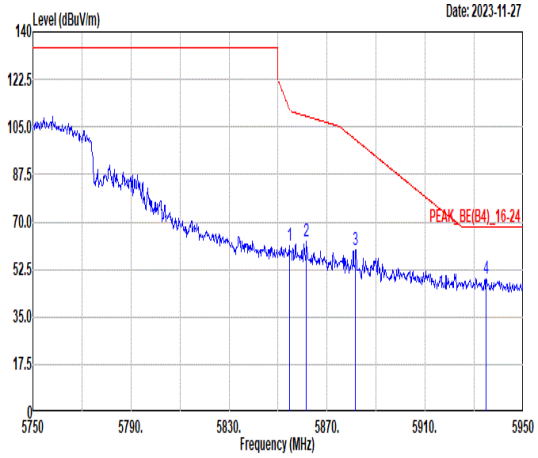 Freq Level Limit Line Margin Read Level Ant Factor Cable Loss Preamp Factor APos TPos Remark MHz dBuV/m dBuV/m dB dBuV dB/m dB dB cm deg 1 5854.60 61.13 111.71 -50.58 50.32 35.27 8.87 33.33 385 10 Peak 2 5861.60 63.11 108.95 -45.84 52.30 35.28 8.86 33.33 385 10 Peak 3 5881.60 59.56 100.30 -40.74 48.74 35.31 8.84 33.33 385 10 Peak 4 5934.80 49.20 68.30 -19.10 38.33 35.40 8.78 33.31 385 10 Peak	Blank

Mode	36	
	Band Edge - L	
	UNII 3_5.725-5.85_802.11ax HE40_CHCH151_Full RU_5755MHz	
ANT	CDD 1+2	
Pol.	Vertical	Fundamental
Peak	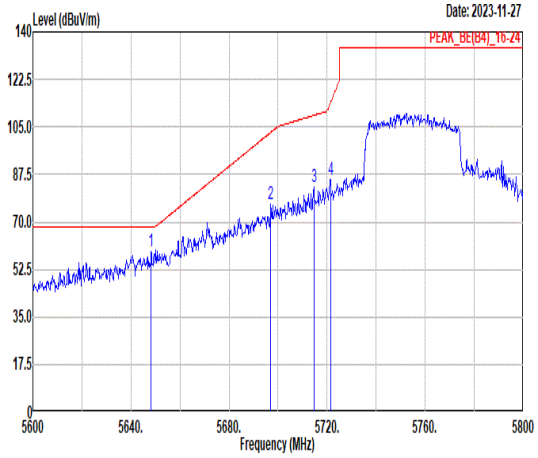 Freq Level Limit Line Margin Read Level Ant Factor Cable Loss Preamp Factor APos TPos Remark MHz dBuV/m dBuV/m dB dBuV dB/m dB dB cm deg 1 5648.20 59.27 68.30 -9.03 49.32 34.93 8.39 33.37 183 40 Peak 2 5697.00 76.49 103.00 -26.51 66.27 35.01 8.57 33.36 183 40 Peak 3 5714.60 82.99 109.29 -26.30 72.67 35.04 8.64 33.36 183 40 Peak 4 5721.40 85.55 113.99 -28.44 75.20 35.05 8.66 33.36 183 40 Peak	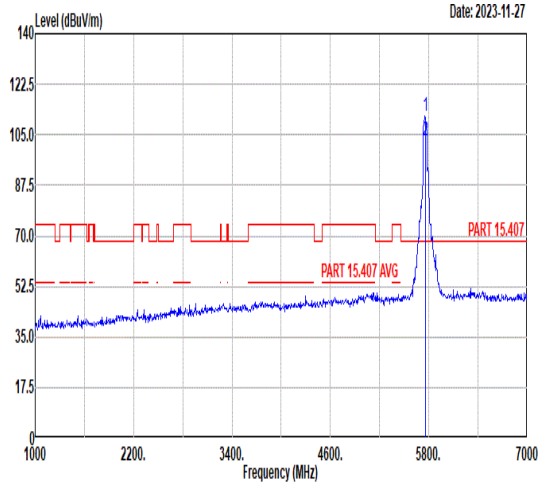 Freq Level Limit Line Margin Read Level Ant Factor Cable Loss Preamp Factor APos TPos Remark MHz dBuV/m dBuV/m dB dBuV dB/m dB dB cm deg 1 5755.00 111.45 ------ ------ 100.91 35.11 8.78 33.35 183 40 Peak 2 5755.00 103.10 ------ ------ 92.56 35.11 8.78 33.35 183 40 Average

Mode	36	
	Band Edge - R	
	UNII 3_5.725-5.85_802.11ax HE40_CHCH151_Full RU_5755MHz	
ANT	CDD 1+2	
Pol.	Vertical	Fundamental
Peak	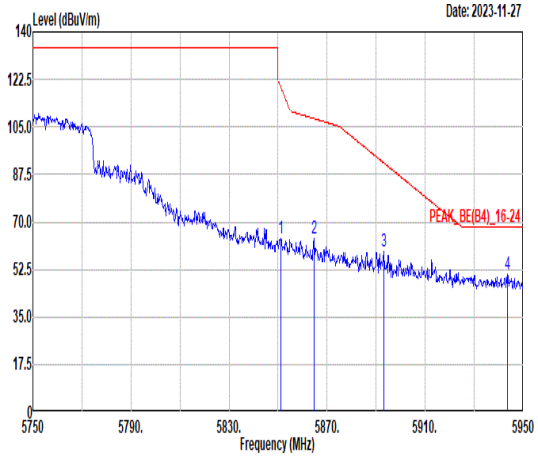 Freq Level Limit Line Margin Read Level Ant Factor Cable Loss Preamp Factor APos TPos Remark MHz dBuV/m dBuV/m dB dBuV dB/m dB dB cm deg 1 5851.20 63.99 119.46 -55.47 53.18 35.26 8.88 33.33 183 40 Peak 2 5864.60 63.73 108.11 -44.38 52.92 35.28 8.86 33.33 183 40 Peak 3 5893.00 59.03 91.84 -32.81 48.19 35.33 8.83 33.32 183 40 Peak 4 5943.40 50.60 68.30 -17.70 39.73 35.41 8.77 33.31 183 40 Peak	Blank

Mode	36	
	Harmonic	
	UNII 3_5.725-5.85_802.11ax HE40_CHCH151_Full RU_5755MHz	
ANT	CDD 1+2	
Pol.	Horizontal	Vertical
Peak Avg	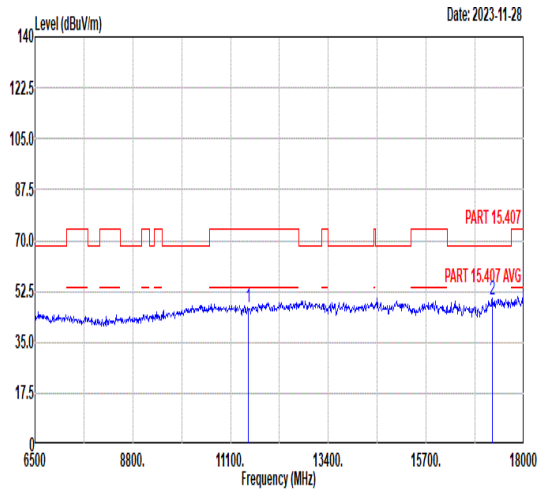 Freq Level Limit Line Margin Read Level Ant Factor Cable Loss Preamp Factor APos TPos Remark MHz dBuV/m dBuV/m dB dBuV dB/m dB dB cm deg 1 11510.00 46.93 74.00 -27.07 54.61 38.60 11.46 57.74 -- -- Peak 2 17265.00 49.76 68.30 -18.54 53.20 41.31 13.18 57.93 -- -- Peak	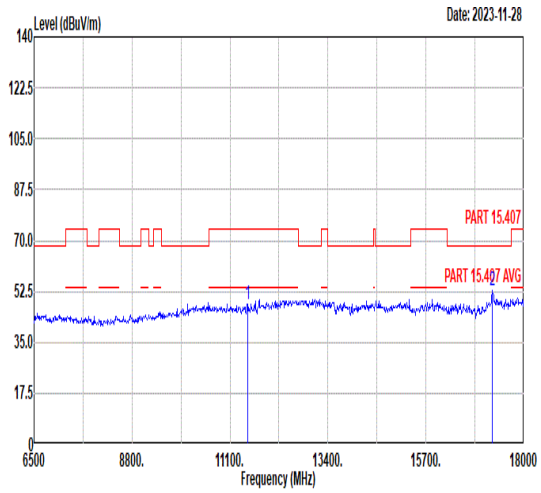 Freq Level Limit Line Margin Read Level Ant Factor Cable Loss Preamp Factor APos TPos Remark MHz dBuV/m dBuV/m dB dBuV dB/m dB dB cm deg 1 11510.00 48.21 74.00 -25.79 55.89 38.60 11.46 57.74 -- -- Peak 2 17265.00 52.92 68.30 -15.38 56.36 41.31 13.18 57.93 -- -- Peak

Mode	37	
	Band Edge - L	
	UNII 3_5.725-5.85_802.11ax HE40_CHCH159_Full RU_5795MHz	
ANT	CDD 1+2	
Pol.	Horizontal	Fundamental
Peak	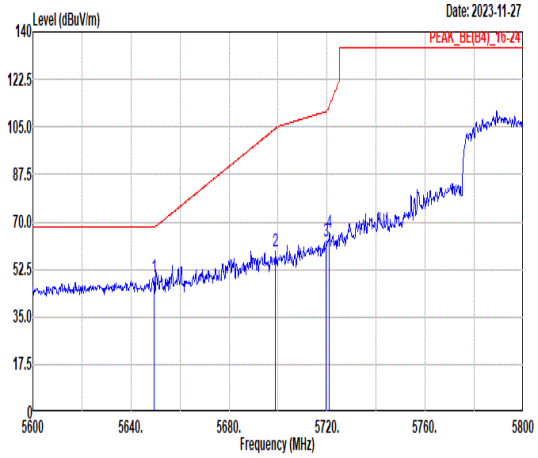 Freq Level Limit Line Margin Read Level Ant Factor Cable Loss Preamp Factor APos TPos Remark MHz dBuV/m dBuV/m dB dBuV dB/m dB dB cm deg 1 5649.40 49.83 68.30 -18.47 39.87 34.93 8.40 33.37 378 9 Peak 2 5699.00 59.09 104.47 -45.38 48.86 35.01 8.58 33.36 378 9 Peak 3 5719.60 62.92 110.69 -47.77 52.58 35.05 8.65 33.36 378 9 Peak 4 5721.00 66.04 113.08 -47.04 55.69 35.05 8.66 33.36 378 9 Peak	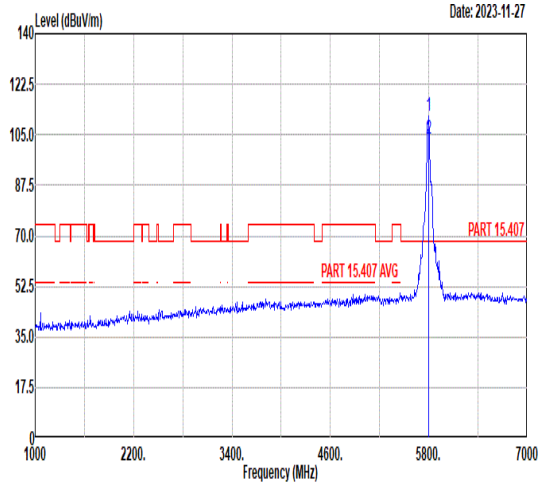 Freq Level Limit Line Margin Read Level Ant Factor Cable Loss Preamp Factor APos TPos Remark MHz dBuV/m dBuV/m dB dBuV dB/m dB dB cm deg 1 5795.00 111.55 ------ ------ 100.79 35.17 8.93 33.34 378 9 Peak 2 5795.00 103.54 ------ ------ 92.78 35.17 8.93 33.34 378 9 Average

Mode	37	
	Band Edge - R	
	UNII 3_5.725-5.85_802.11ax HE40_CHCH159_Full RU_5795MHz	
ANT	CDD 1+2	
Pol.	Horizontal	Fundamental
Peak	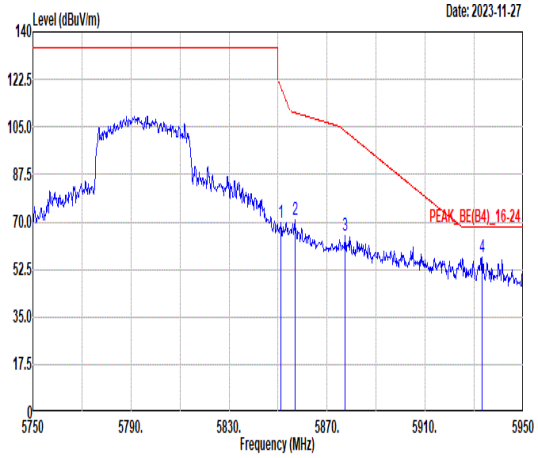 Freq Level Limit Line Margin Read Level Ant Factor Cable Loss Preamp Factor APos TPos Remark MHz dBuV/m dBuV/m dB dBuV dB/m dB dB cm deg 1 5851.20 69.99 119.46 -49.47 59.18 35.26 8.88 33.33 378 9 Peak 2 5856.80 70.66 110.30 -39.64 59.85 35.27 8.87 33.33 378 9 Peak 3 5877.20 65.08 103.57 -38.49 54.26 35.30 8.85 33.33 378 9 Peak 4 5933.20 56.88 68.30 -11.42 46.03 35.39 8.78 33.32 378 9 Peak	Blank

Mode	37	
	Band Edge - L	
	UNII 3_5.725-5.85_802.11ax HE40_CHCH159_Full RU_5795MHz	
ANT	CDD 1+2	
Pol.	Vertical	Fundamental
Peak	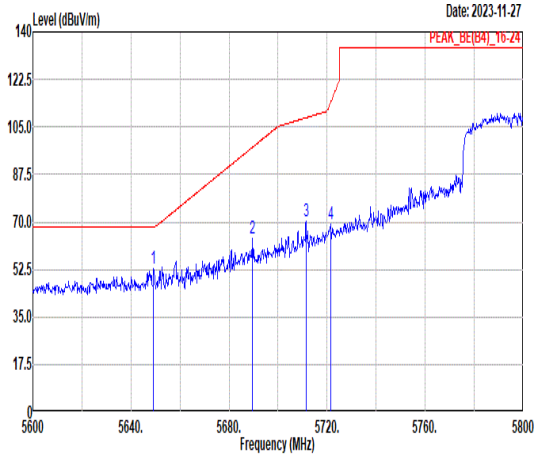 Freq Level Limit Line Margin Read Level Ant Factor Cable Loss Preamp Factor APos TPos Remark MHz dBuV/m dBuV/m dB dBuV dB/m dB dB cm deg 1 5649.20 52.67 68.30 -15.63 42.72 34.93 8.39 33.37 200 39 Peak 2 5689.60 63.71 97.55 -33.84 53.53 35.00 8.54 33.36 200 39 Peak 3 5711.40 70.05 108.39 -38.34 59.76 35.03 8.62 33.36 200 39 Peak 4 5721.60 68.98 114.45 -45.47 58.63 35.05 8.66 33.36 200 39 Peak	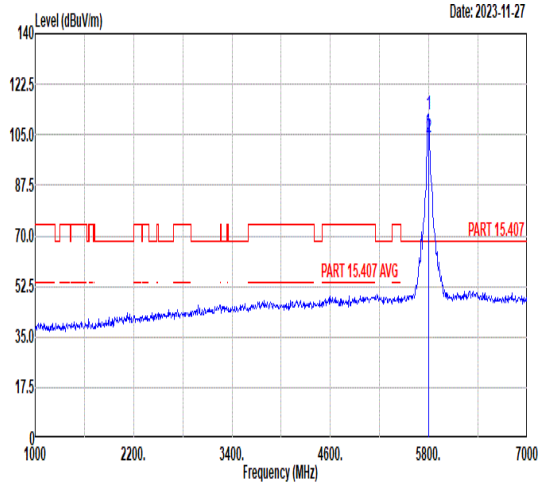 Freq Level Limit Line Margin Read Level Ant Factor Cable Loss Preamp Factor APos TPos Remark MHz dBuV/m dBuV/m dB dBuV dB/m dB dB cm deg 1 5795.00 112.03 ------ ------ 101.27 35.17 8.93 33.34 200 39 Peak 2 5795.00 103.94 ------ ------ 93.18 35.17 8.93 33.34 200 39 Average

Mode	37	
	Band Edge - R	
	UNII 3_5.725-5.85_802.11ax HE40_CHCH159_Full RU_5795MHz	
ANT	CDD 1+2	
Pol.	Vertical	Fundamental
Peak	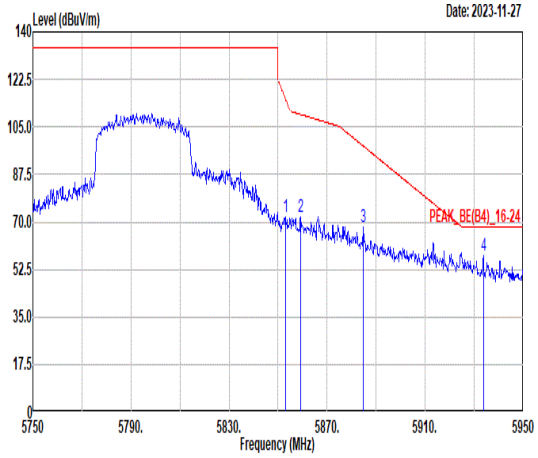 Freq Level Limit Line Margin Read Level Ant Factor Cable Loss Preamp Factor APos TPos Remark MHz dBuV/m dBuV/m dB dBuV dB/m dB dB cm deg 1 5853.00 71.59 115.36 -43.77 60.79 35.26 8.87 33.33 200 39 Peak 2 5859.20 71.75 109.62 -37.87 60.94 35.27 8.87 33.33 200 39 Peak 3 5884.80 68.01 97.92 -29.91 57.17 35.32 8.84 33.32 200 39 Peak 4 5933.80 57.50 68.30 -10.80 46.64 35.40 8.78 33.32 200 39 Peak	Blank

Mode	37	
	Harmonic	
	UNII 3_5.725-5.85_802.11ax HE40_CHCH159_Full RU_5795MHz	
ANT	CDD 1+2	
Pol.	Horizontal	Vertical
Peak Avg	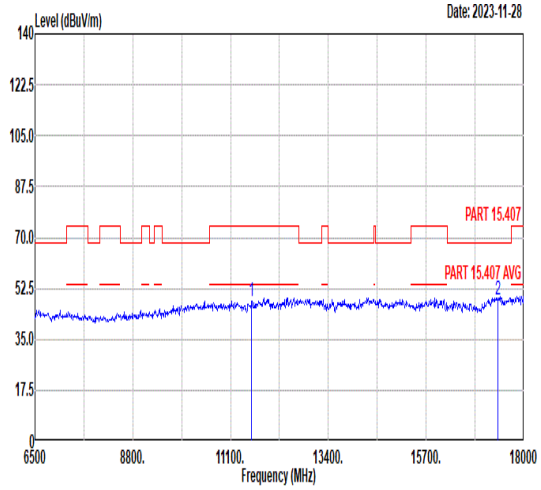 Freq Level Limit Line Margin Read Level Ant Factor Cable Loss Preamp Factor APos TPos Remark MHz dBuV/m dBuV/m dB dBuV dB/m dB dB cm deg 1 11590.00 48.24 74.00 -25.76 55.69 38.70 11.50 57.65 -- -- Peak 2 17385.00 48.86 68.30 -19.44 52.06 41.35 13.21 57.76 -- -- Peak	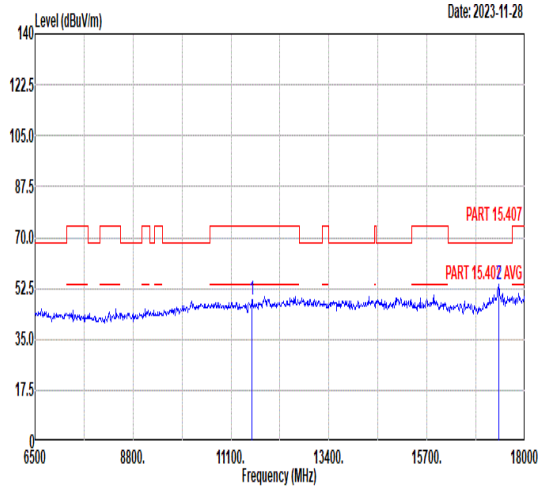 Freq Level Limit Line Margin Read Level Ant Factor Cable Loss Preamp Factor APos TPos Remark MHz dBuV/m dBuV/m dB dBuV dB/m dB dB cm deg 1 11590.00 48.43 74.00 -25.57 55.88 38.70 11.50 57.65 -- -- Peak 2 17385.00 53.62 68.30 -14.68 56.82 41.35 13.21 57.76 -- -- Peak

Mode	38	
	Band Edge - L	
	UNII 3_5.725-5.85_802.11ax HE80_CHCH155_Full RU_5775MHz	
ANT	CDD 1+2	
Pol.	Horizontal	Fundamental
Peak	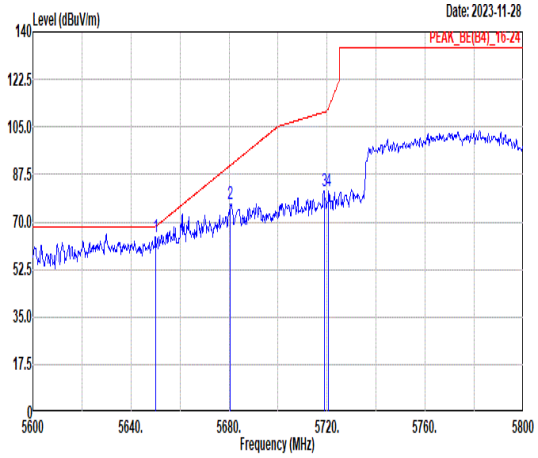 Freq Level Limit Line Margin Read Level Ant Factor Cable Loss Preamp Factor APos TPos Remark MHz dBuV/m dBuV/m dB dBuV dB/m dB dB cm deg 1 5650.00 64.47 68.30 -3.83 54.50 34.94 8.40 33.37 114 319 Peak 2 5680.60 76.55 90.92 -14.37 66.42 34.98 8.51 33.36 114 319 Peak 3 5718.80 81.12 110.46 -29.34 70.78 35.05 8.65 33.36 114 319 Peak 4 5720.60 81.24 112.17 -30.93 70.89 35.05 8.66 33.36 114 319 Peak	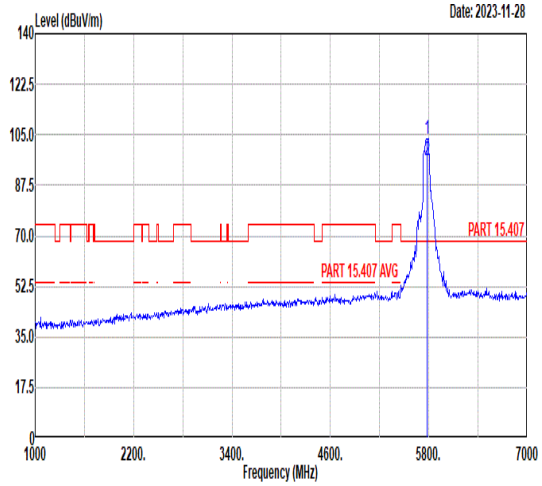 Freq Level Limit Line Margin Read Level Ant Factor Cable Loss Preamp Factor APos TPos Remark MHz dBuV/m dBuV/m dB dBuV dB/m dB dB cm deg 1 5775.00 103.71 ------ ------ 93.06 35.14 8.86 33.35 114 319 Peak 2 5775.00 96.40 ------ ------ 85.75 35.14 8.86 33.35 114 319 Average

Mode	38	
	Band Edge - R	
	UNII 3_5.725-5.85_802.11ax HE80_CHCH155_Full RU_5775MHz	
ANT	CDD 1+2	
Pol.	Horizontal	Fundamental
Peak	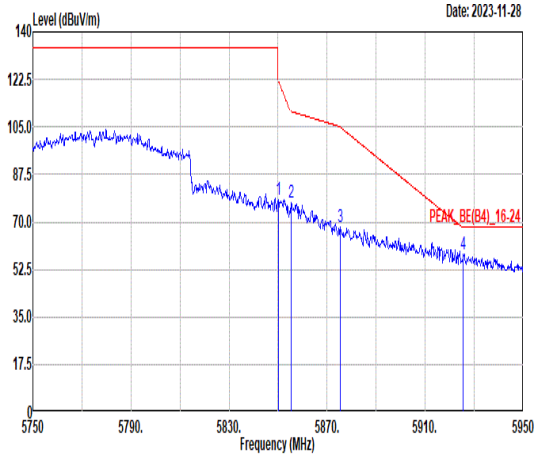 Limit Read Ant Cable Preamp APos TPos Freq Level Line Margin Level Factor Loss Factor Remark MHz dBuV/m dBuV/m dB dBuV dB/m dB dB cm deg 1 5850.20 78.24 121.74 -43.50 67.43 35.26 8.88 33.33 114 319 Peak 2 5855.20 77.24 110.74 -33.50 66.43 35.27 8.87 33.33 114 319 Peak 3 5875.40 68.25 104.90 -36.65 57.43 35.30 8.85 33.33 114 319 Peak 4 5925.60 58.11 68.30 -10.19 47.26 35.38 8.79 33.32 114 319 Peak	Blank

Mode	38	
	Band Edge - L	
	UNII 3_5.725-5.85_802.11ax HE80_CHCH155_Full RU_5775MHz	
ANT	CDD 1+2	
Pol.	Vertical	Fundamental
Peak	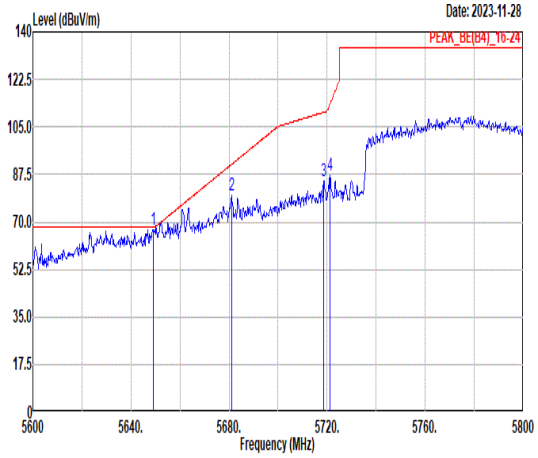	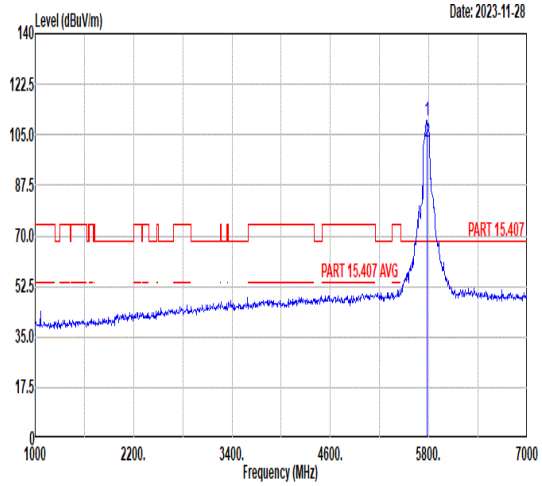

	Freq	Level	Limit Line	Margin	Read Level	Ant Factor	Cable Loss	Preamp Factor	APos	TPos	Remark
	MHz	dBuV/m	dBuV/m	dB	dBuV	dB/m	dB	dB	cm	deg	
1	5649.00	67.34	68.30	-0.96	57.39	34.93	8.39	33.37	319	255	Peak
2	5681.00	79.75	91.22	-11.47	69.61	34.99	8.51	33.36	319	255	Peak
3	5718.60	85.07	110.41	-25.34	74.73	35.05	8.65	33.36	319	255	Peak
4	5721.20	86.97	113.54	-26.57	76.62	35.05	8.66	33.36	319	255	Peak

	Freq	Level	Limit Line	Margin	Read Level	Ant Factor	Cable Loss	Preamp Factor	APos	TPos	Remark
	MHz	dBuV/m	dBuV/m	dB	dBuV	dB/m	dB	dB	cm	deg	
1	5775.00	109.69	------	------	99.04	35.14	8.86	33.35	319	255	Peak
2	5775.00	102.67	------	------	92.02	35.14	8.86	33.35	319	255	Average

Mode	38	
	Band Edge - R	
	UNII 3_5.725-5.85_802.11ax HE80_CHCH155_Full RU_5775MHz	
ANT	CDD 1+2	
Pol.	Vertical	Fundamental
Peak	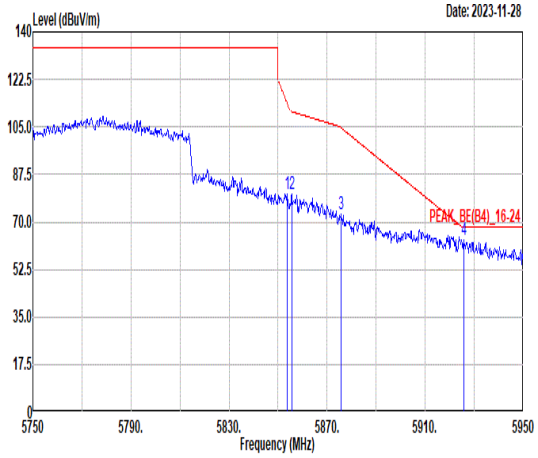 Freq Level Limit Line Margin Read Level Ant Factor Cable Loss Preamp Factor APos TPos Remark MHz dBuV/m dBuV/m dB dBuV dB/m dB dB cm deg 1 5853.80 80.31 113.54 -33.23 69.50 35.27 8.87 33.33 319 255 Peak 2 5855.60 80.19 110.63 -30.44 69.38 35.27 8.87 33.33 319 255 Peak 3 5875.80 72.77 104.61 -31.84 61.95 35.30 8.85 33.33 319 255 Peak 4 5925.80 63.49 68.30 -4.81 52.64 35.38 8.79 33.32 319 255 Peak	Blank

Mode	38	
	Harmonic	
	UNII 3_5.725-5.85_802.11ax HE80_CHCH155_Full RU_5775MHz	
ANT	CDD 1+2	
Pol.	Horizontal	Vertical
Peak Avg	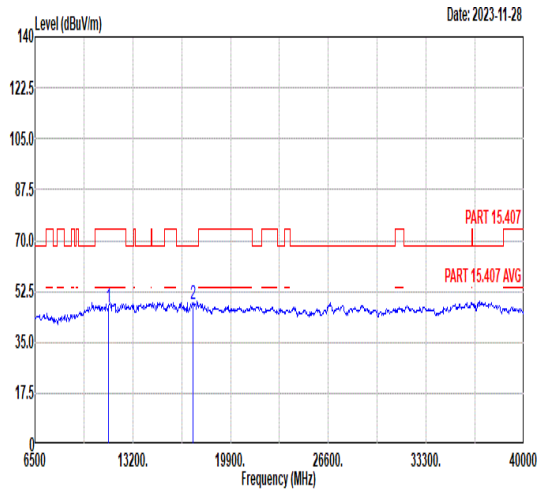 Freq Level Limit Line Margin Read Level Ant Factor Cable Loss Preamp Factor APos TPos Remark MHz dBuV/m dBuV/m dB dBuV dB/m dB dB cm deg 1 11550.00 47.02 74.00 -26.98 54.58 38.65 11.48 57.69 -- -- Peak 2 17325.00 48.06 68.30 -20.24 51.38 41.33 13.19 57.84 -- -- Peak	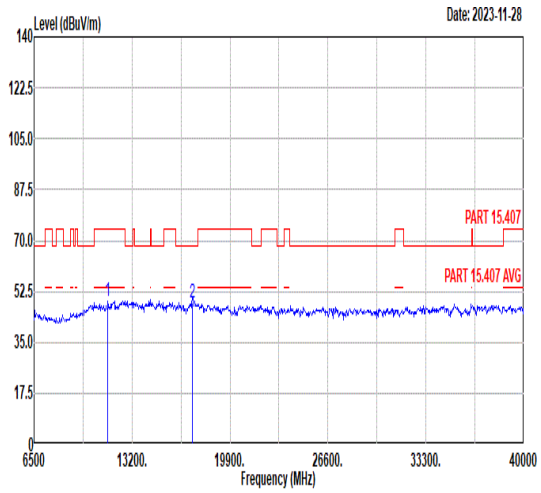 Freq Level Limit Line Margin Read Level Ant Factor Cable Loss Preamp Factor APos TPos Remark MHz dBuV/m dBuV/m dB dBuV dB/m dB dB cm deg 1 11550.00 48.87 74.00 -25.13 56.43 38.65 11.48 57.69 -- -- Peak 2 17325.00 48.71 68.30 -19.59 52.03 41.33 13.19 57.84 -- -- Peak

Mode	39	
	LF	
	UNII 2A_5.25-5.35_802.11ax HE80_CHCH58_LF_5290MHz	
ANT	CDD 1+2	
Pol.	Horizontal	Vertical
Peak Avg	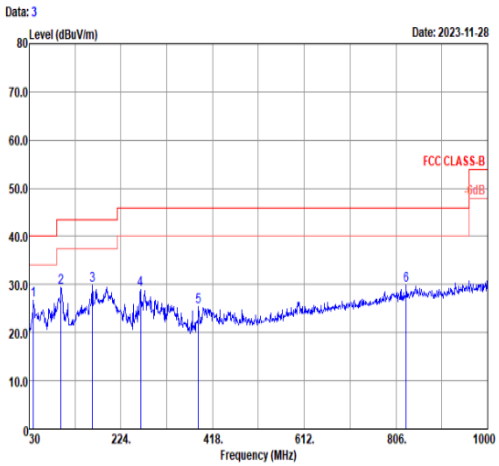 Freq Level Over Limit Limit Line ReadAntenna Level Cable Loss Preamp Factor A/Pos T/Pos Remark MHz dBuV/m dB dBuV/m dBuV dB/m dB dB cm deg 1 38.73 26.81 -13.19 40.00 41.93 19.16 0.62 34.90 --- --- Peak 2 96.93 29.32 -14.18 43.50 48.57 14.54 1.01 34.80 --- --- Peak 3 163.86 29.79 -13.71 43.50 44.99 18.16 1.34 34.70 --- --- Peak 4 265.71 28.97 -17.03 46.00 43.89 18.06 1.69 34.67 --- --- Peak 5 387.93 25.37 -20.63 46.00 36.70 21.13 2.07 34.53 --- --- Peak 6 827.34 29.81 -16.19 46.00 32.67 28.37 3.07 34.30 --- --- Peak	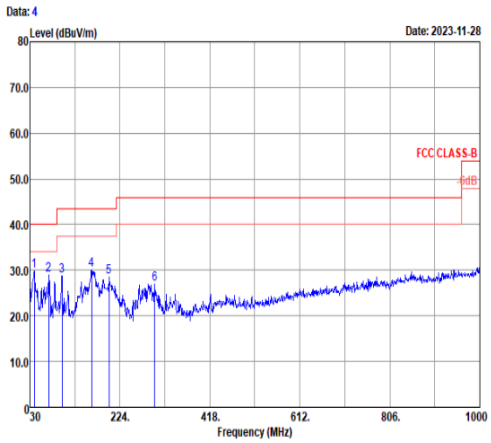 Freq Level Over Limit Limit Line ReadAntenna Level Cable Loss Preamp Factor A/Pos T/Pos Remark MHz dBuV/m dB dBuV/m dBuV dB/m dB dB cm deg 1 39.70 29.91 -10.09 40.00 44.90 19.28 0.63 34.90 --- --- Peak 2 70.74 28.99 -11.01 40.00 46.04 16.89 0.86 34.80 --- --- Peak 3 99.84 28.78 -14.72 43.50 47.62 14.90 1.06 34.80 --- --- Peak 4 162.89 30.16 -13.34 43.50 45.31 18.22 1.33 34.70 --- --- Peak 5 200.72 28.58 -14.92 43.50 45.78 16.02 1.48 34.70 --- --- Peak 6 298.69 27.07 -18.93 46.00 40.78 19.09 1.80 34.60 --- --- Peak

Mode	40	
	LF	
	UNII 3_5.725-5.85_802.11ax HE80_CHCH155_Full RU_5775MHz	
ANT	CDD 1+2	
Pol.	Horizontal	Vertical
Peak Avg	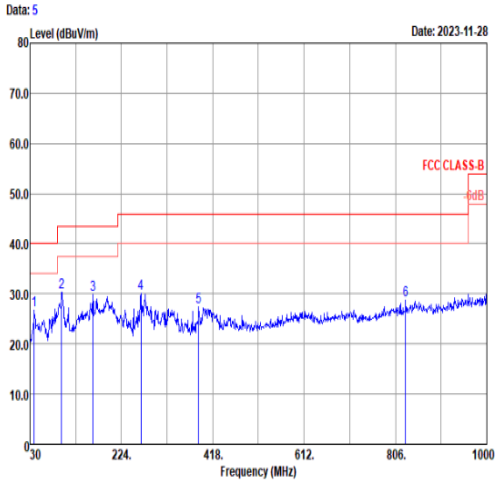 Freq Level Over Limit Limit Line ReadAntenna Level Factor Cable Loss Preamp Factor A/Pos T/Pos Remark MHz dBuV/m dB dBuV/m dBuV dB/m dB dB cm deg 1 38.73 26.81 -13.19 40.00 41.93 19.16 0.62 34.90 --- --- Peak 2 96.93 30.32 -13.18 43.50 49.57 14.54 1.01 34.80 --- --- Peak 3 163.86 29.79 -13.71 43.50 44.99 18.16 1.34 34.70 --- --- Peak 4 265.71 29.97 -16.03 46.00 44.89 18.06 1.69 34.67 --- --- Peak 5 387.93 27.37 -18.63 46.00 38.70 21.13 2.07 34.53 --- --- Peak 6 827.34 28.81 -17.19 46.00 31.67 28.37 3.07 34.30 --- --- Peak	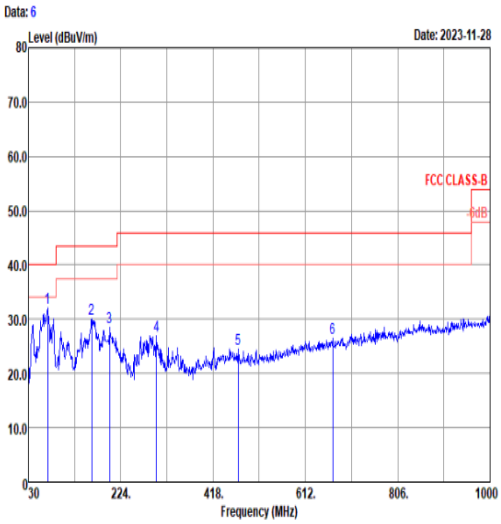 Freq Level Over Limit Limit Line ReadAntenna Level Factor Cable Loss Preamp Factor A/Pos T/Pos Remark MHz dBuV/m dB dBuV/m dBuV dB/m dB dB cm deg 1 70.74 31.99 -8.01 40.00 49.04 16.89 0.86 34.80 --- --- Peak 2 162.89 30.16 -13.34 43.50 45.31 18.22 1.33 34.70 --- --- Peak 3 200.72 28.58 -14.92 43.50 45.78 16.02 1.48 34.70 --- --- Peak 4 298.69 27.07 -18.93 46.00 40.78 19.09 1.80 34.60 --- --- Peak 5 471.35 24.43 -21.57 46.00 33.63 23.01 2.29 34.50 --- --- Peak 6 669.23 26.43 -19.57 46.00 31.57 26.58 2.74 34.46 --- --- Peak

Mode	43	
	Band Edge	
	Straddle channels_5.47-5.85_802.11a_CHCH144_5720MHz	
ANT	CDD 1+2	
Pol.	Horizontal	Fundamental
Peak	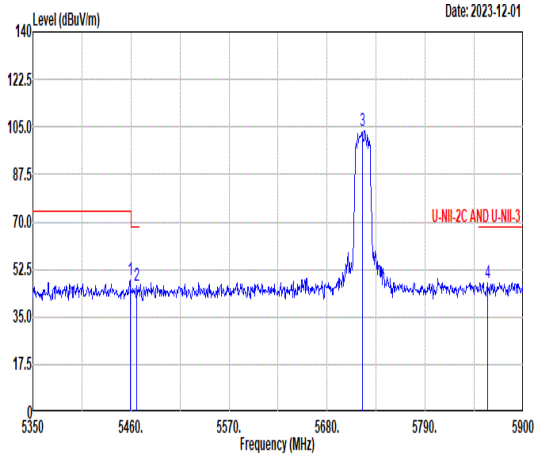 Limit Read Ant Cable Preamp APos TPos Freq Level Line Margin Level Factor Loss Factor Remark MHz dBuV/m dBuV/m dB dBuV dB/m dB dB cm deg 1 5458.90 48.49 74.00 -25.51 38.77 34.66 8.41 33.35 125 345 Peak 2 5466.60 46.41 68.30 -21.89 36.70 34.67 8.40 33.36 125 345 Peak 3 5720.00 103.49 ------ ------ 93.14 35.05 8.66 33.36 125 345 Peak 4 5859.85 47.75 68.30 -20.55 36.93 35.28 8.87 33.33 125 345 Peak	Blank
Avg	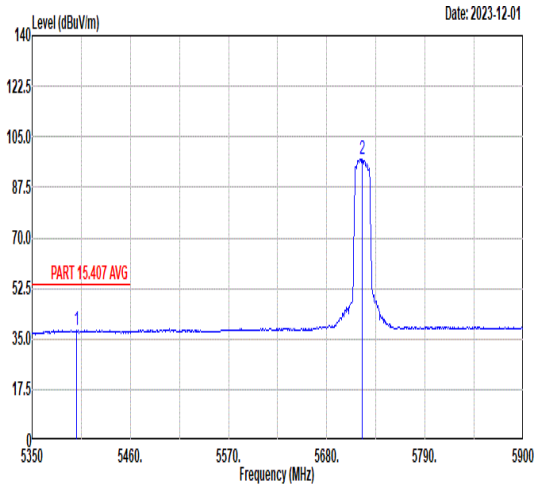 Limit Read Ant Cable Preamp APos TPos Freq Level Line Margin Level Factor Loss Factor Remark MHz dBuV/m dBuV/m dB dBuV dB/m dB dB cm deg 1 5399.50 38.04 54.00 -15.96 28.21 34.62 8.46 33.25 125 345 Peak 2 5720.00 97.40 ------ ------ 87.05 35.05 8.66 33.36 125 345 Average	Blank

Mode	43	
	Band Edge	
	Straddle channels_5.47-5.85_802.11a_CHCH144_5720MHz	
ANT	CDD 1+2	
Pol.	Vertical	Fundamental
Peak	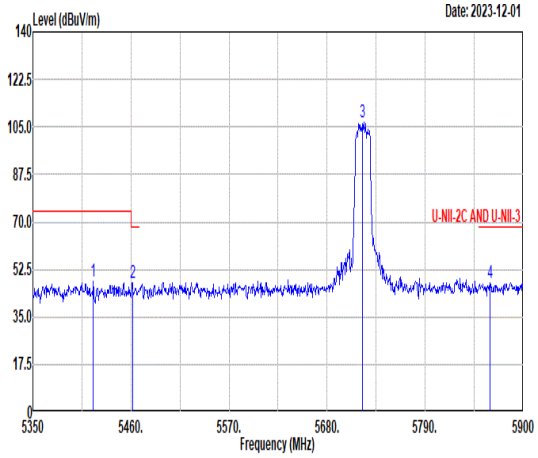 Limit Read Ant Cable Preamp APos TPos Freq Level Line Margin Level Factor Loss Factor Remark MHz dBuV/m dBuV/m dB dBuV dB/m dB dB cm deg 1 5417.65 47.85 74.00 -26.15 38.03 34.63 8.47 33.28 101 278 Peak 2 5461.65 47.61 68.30 -20.69 37.88 34.67 8.41 33.35 101 278 Peak 3 5720.00 106.71 ------ ------ 96.36 35.05 8.66 33.36 101 278 Peak 4 5862.60 47.80 68.30 -20.50 36.99 35.28 8.86 33.33 101 278 Peak	Blank
Avg	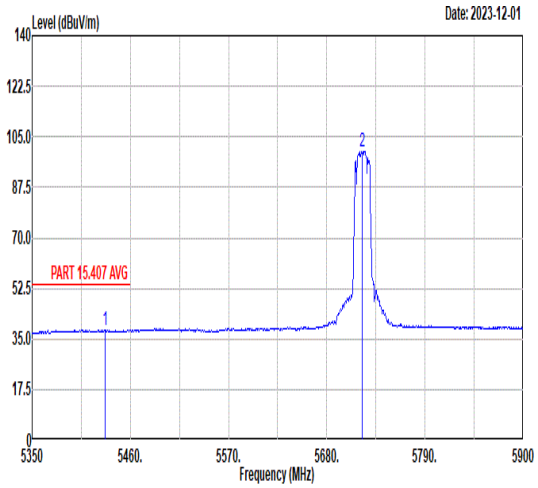 Limit Read Ant Cable Preamp APos TPos Freq Level Line Margin Level Factor Loss Factor Remark MHz dBuV/m dBuV/m dB dBuV dB/m dB dB cm deg 1 5431.40 38.00 54.00 -16.00 28.21 34.64 8.45 33.30 101 278 Peak 2 5720.00 100.03 ------ ------ 89.68 35.05 8.66 33.36 101 278 Average	Blank

Mode	43	
	Harmonic	
	Straddle channels_5.47-5.85_802.11a_CHCH144_5720MHz	
ANT	CDD 1+2	
Pol.	Horizontal	Vertical
Peak Avg	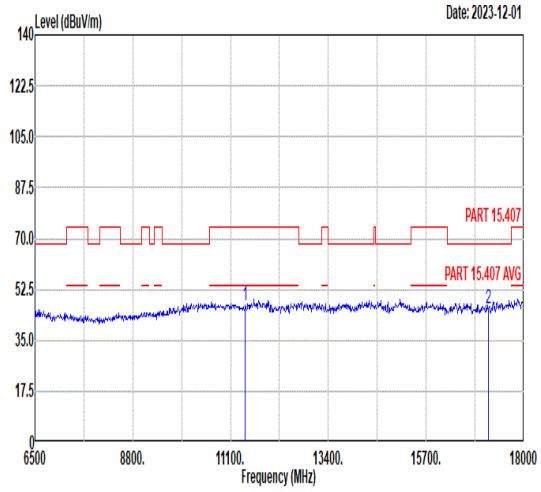 Freq Level Limit Line Margin Read Level Ant Factor Cable Loss Preamp Factor APos TPos Remark MHz dBuV/m dBuV/m dB dBuV dB/m dB dB cm deg 1 11440.00 47.05 74.00 -26.95 54.90 38.54 11.42 57.81 157 285 Peak 2 17160.00 46.18 68.30 -22.12 49.82 41.27 13.16 58.07 165 246 Peak	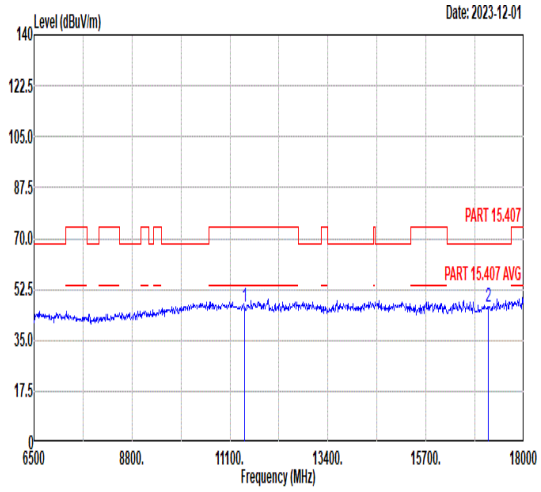 Freq Level Limit Line Margin Read Level Ant Factor Cable Loss Preamp Factor APos TPos Remark MHz dBuV/m dBuV/m dB dBuV dB/m dB dB cm deg 1 11440.00 46.55 74.00 -27.45 54.40 38.54 11.42 57.81 122 291 Peak 2 17160.00 46.29 68.30 -22.01 49.93 41.27 13.16 58.07 153 102 Peak

Mode	44	
	Band Edge	
	Straddle channels_5.47-5.85_802.11ax HE40_CHCH144_Full_5720MHz	
ANT	CDD 1+2	
Pol.	Horizontal	Fundamental
Peak	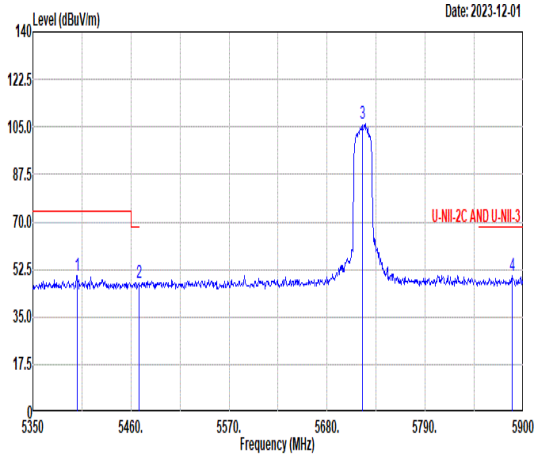 Limit Read Ant Cable Preamp APos TPos Freq Level Line Margin Level Factor Loss Factor Remark MHz dBuV/m dBuV/m dB dBuV dB/m dB dB cm deg 1 5399.50 50.10 74.00 -23.90 40.27 34.62 8.46 33.25 122 343 Peak 2 5469.35 47.56 68.30 -20.74 37.85 34.67 8.40 33.36 122 343 Peak 3 5720.00 105.97 ------ ------ 95.62 35.05 8.66 33.36 122 343 Peak 4 5887.35 50.38 68.30 -17.92 39.55 35.32 8.83 33.32 122 343 Peak	Blank
Avg	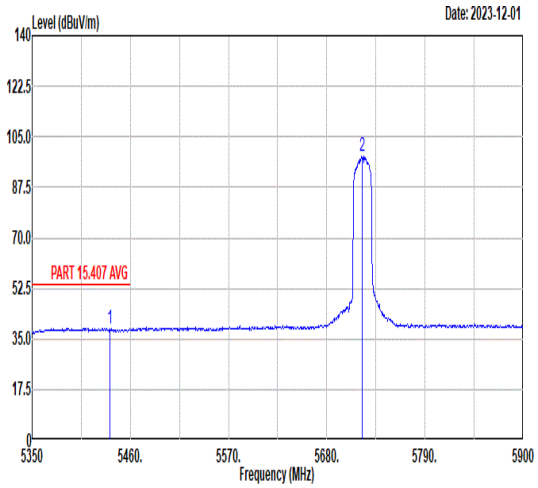 Limit Read Ant Cable Preamp APos TPos Freq Level Line Margin Level Factor Loss Factor Remark MHz dBuV/m dBuV/m dB dBuV dB/m dB dB cm deg 1 5436.90 38.68 54.00 -15.32 28.90 34.65 8.44 33.31 122 343 Peak 2 5720.00 98.05 ------ ------ 87.70 35.05 8.66 33.36 122 343 Average	Blank

Mode	44	
	Band Edge	
	Straddle channels_5.47-5.85_802.11ax HE40_CHCH144_Full_5720MHz	
ANT	CDD 1+2	
Pol.	Vertical	Fundamental
Peak	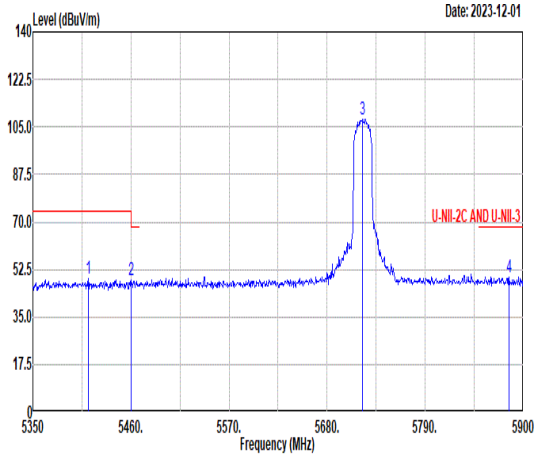 Limit Read Ant Cable Preamp APos TPos Freq Level Line Margin Level Factor Loss Factor Remark MHz dBuV/m dBuV/m dB dBuV dB/m dB dB cm deg 1 5412.15 48.91 74.00 -25.09 39.08 34.63 8.47 33.27 107 277 Peak 2 5460.00 48.43 68.30 -19.87 38.71 34.66 8.41 33.35 107 277 Peak 3 5720.00 108.00 ------ ------ 97.65 35.05 8.66 33.36 107 277 Peak 4 5884.05 49.73 68.30 -18.57 38.89 35.32 8.84 33.32 107 277 Peak	Blank
Avg	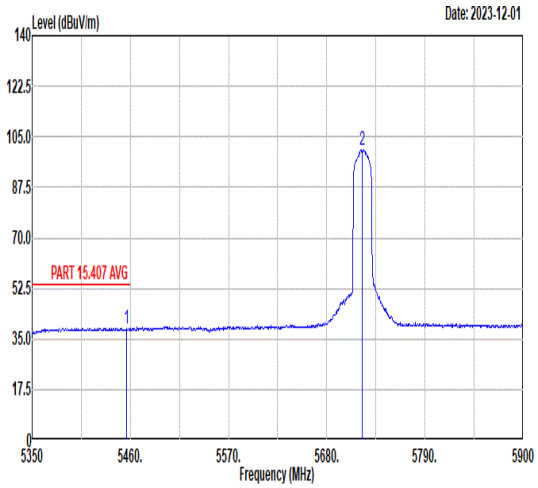 Limit Read Ant Cable Preamp APos TPos Freq Level Line Margin Level Factor Loss Factor Remark MHz dBuV/m dBuV/m dB dBuV dB/m dB dB cm deg 1 5455.60 38.72 54.00 -15.28 28.98 34.66 8.42 33.34 107 277 Peak 2 5720.00 100.58 ------ ------ 90.23 35.05 8.66 33.36 107 277 Average	Blank

Mode	44	
	Harmonic	
	Straddle channels_5.47-5.85_802.11ax HE40_CHCH144_Full_5720MHz	
ANT	CDD 1+2	
Pol.	Horizontal	Vertical
Peak Avg	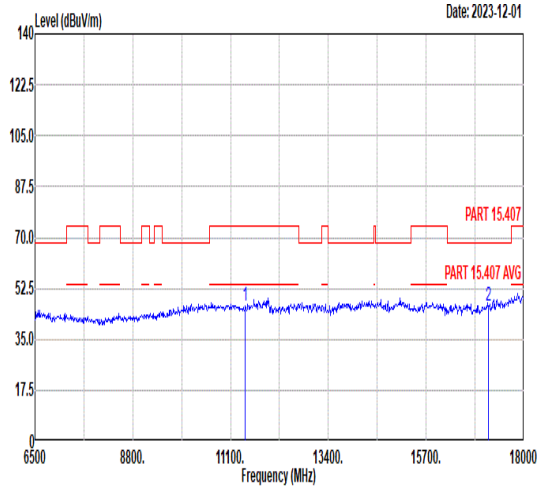 Freq Level Limit Line Margin Read Level Ant Factor Cable Loss Preamp Factor APos TPos Remark MHz dBuV/m dBuV/m dB dBuV dB/m dB dB cm deg 1 11440.00 46.49 74.00 -27.51 54.34 38.54 11.42 57.81 157 285 Peak 2 17160.00 46.55 68.30 -21.75 50.19 41.27 13.16 58.07 165 246 Peak	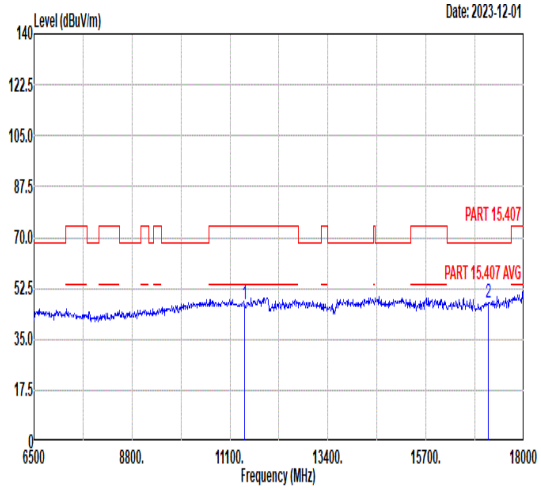 Freq Level Limit Line Margin Read Level Ant Factor Cable Loss Preamp Factor APos TPos Remark MHz dBuV/m dBuV/m dB dBuV dB/m dB dB cm deg 1 11440.00 47.09 74.00 -26.91 54.94 38.54 11.42 57.81 122 291 Peak 2 17160.00 47.71 68.30 -20.59 51.35 41.27 13.16 58.07 153 102 Peak

Mode	45	
	Band Edge	
	Straddle channels_5.47-5.85_802.11ax HE40_CHCH142_Full_5710MHz	
ANT	CDD 1+2	
Pol.	Horizontal	Fundamental
Peak	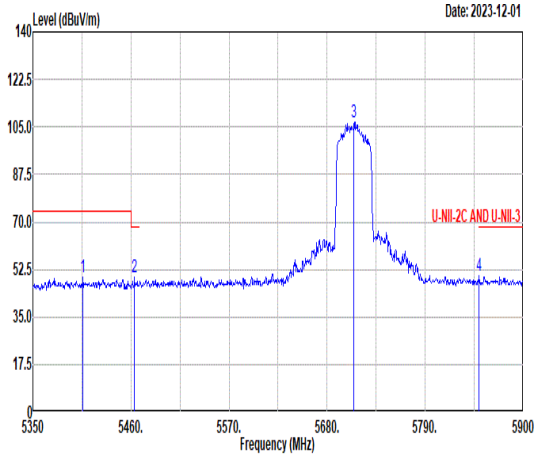 Limit Read Ant Cable Preamp APos TPos Freq Level Line Margin Level Factor Loss Factor Remark MHz dBuV/m dBuV/m dB dBuV dB/m dB dB cm deg 1 5406.10 49.75 74.00 -24.25 39.91 34.62 8.48 33.26 113 347 Peak 2 5463.85 49.49 68.30 -18.81 39.77 34.67 8.40 33.35 113 347 Peak 3 5710.00 106.89 ------ ------ 96.60 35.03 8.62 33.36 113 347 Peak 4 5850.50 50.14 68.30 -18.16 39.33 35.26 8.88 33.33 113 347 Peak	Blank
Avg	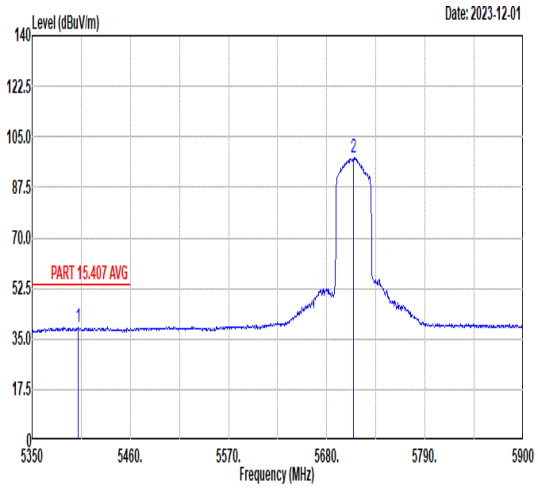 Limit Read Ant Cable Preamp APos TPos Freq Level Line Margin Level Factor Loss Factor Remark MHz dBuV/m dBuV/m dB dBuV dB/m dB dB cm deg 1 5401.70 39.10 54.00 -14.90 29.26 34.62 8.47 33.25 113 347 Peak 2 5710.00 97.68 ------ ------ 87.39 35.03 8.62 33.36 113 347 Average	Blank

Mode	45	
	Band Edge	
	Straddle channels_5.47-5.85_802.11ax HE40_CHCH142_Full_5710MHz	
ANT	CDD 1+2	
Pol.	Vertical	Fundamental
Peak	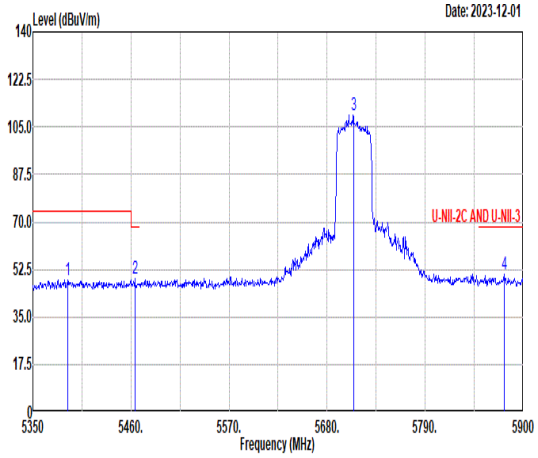 Freq Level Limit Line Margin Read Level Ant Factor Cable Loss Preamp Factor APos TPos Remark MHz dBuV/m dBuV/m dB dBuV dB/m dB dB cm deg 1 5389.05 48.56 74.00 -25.44 38.75 34.61 8.43 33.23 114 278 Peak 2 5464.40 48.93 68.30 -19.37 39.22 34.67 8.40 33.36 114 278 Peak 3 5710.00 109.51 ------ ------ 99.22 35.03 8.62 33.36 114 278 Peak 4 5878.55 50.55 68.30 -17.75 39.73 35.31 8.84 33.33 114 278 Peak	Blank
Avg	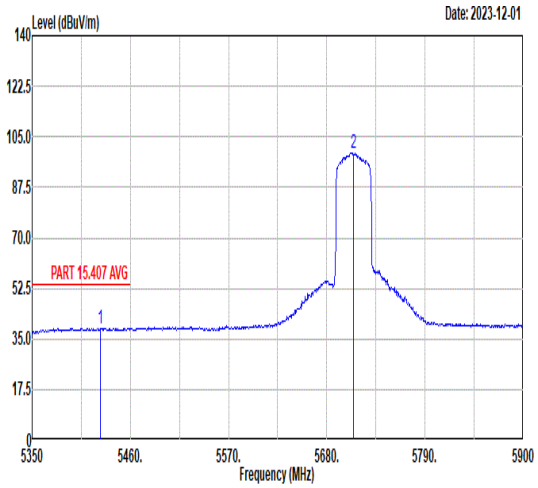 Freq Level Limit Line Margin Read Level Ant Factor Cable Loss Preamp Factor APos TPos Remark MHz dBuV/m dBuV/m dB dBuV dB/m dB dB cm deg 1 5426.45 38.82 54.00 -15.18 29.02 34.64 8.45 33.29 114 278 Peak 2 5710.00 99.26 ------ ------ 88.97 35.03 8.62 33.36 114 278 Average	Blank

Mode	45	
	Harmonic	
	Straddle channels_5.47-5.85_802.11ax HE40_CHCH142_Full_5710MHz	
ANT	CDD 1+2	
Pol.	Horizontal	Vertical
Peak Avg	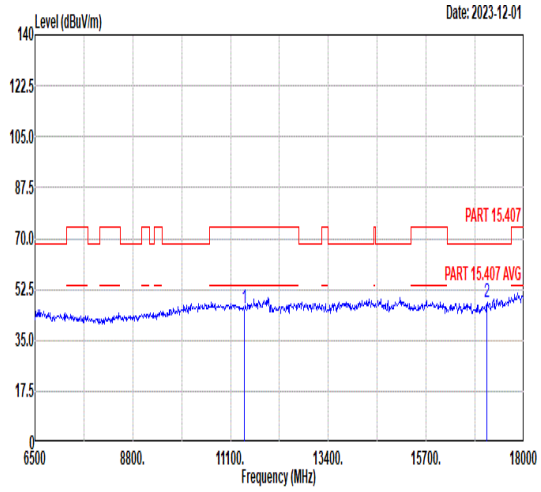 Freq Level Limit Line Margin Read Level Ant Factor Cable Loss Preamp Factor APos TPos Remark MHz dBuV/m dBuV/m dB dBuV dB/m dB dB cm deg 1 11420.00 46.12 74.00 -27.88 54.02 38.52 11.41 57.83 157 285 Peak 2 17130.00 48.10 68.30 -20.20 51.81 41.25 13.15 58.11 165 246 Peak	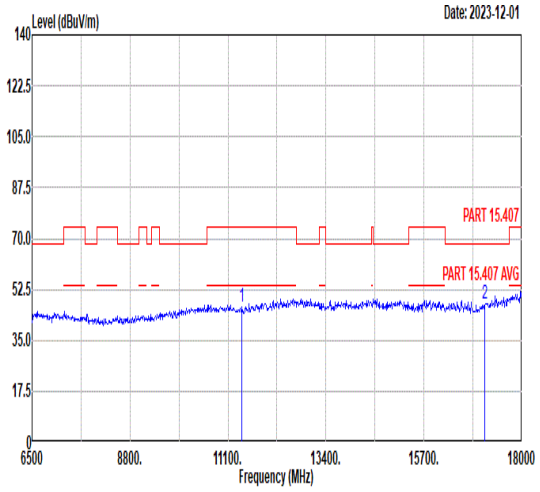 Freq Level Limit Line Margin Read Level Ant Factor Cable Loss Preamp Factor APos TPos Remark MHz dBuV/m dBuV/m dB dBuV dB/m dB dB cm deg 1 11420.00 46.46 74.00 -27.54 54.36 38.52 11.41 57.83 122 291 Peak 2 17130.00 47.58 68.30 -20.72 51.29 41.25 13.15 58.11 153 102 Peak

Mode	46	
	Band Edge	
	Straddle channels_5.47-5.85_802.11ax HE80_CHCH138_Full_5690MHz	
ANT	CDD 1+2	
Pol.	Horizontal	Fundamental
Peak	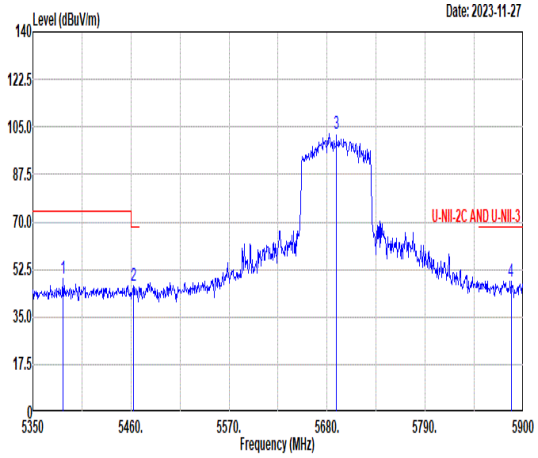 Limit Read Ant Cable Preamp APos TPos Freq Level Line Margin Level Factor Loss Factor Remark MHz dBuV/m dBuV/m dB dBuV dB/m dB dB cm deg 1 5384.10 49.23 74.00 -24.77 39.43 34.61 8.42 33.23 336 352 Peak 2 5462.75 46.73 68.30 -21.57 37.00 34.67 8.41 33.35 336 352 Peak 3 5690.00 102.38 ------ ------ 92.20 35.00 8.54 33.36 336 352 Peak 4 5886.25 48.27 68.30 -20.03 37.44 35.32 8.83 33.32 336 352 Peak	Blank
Avg	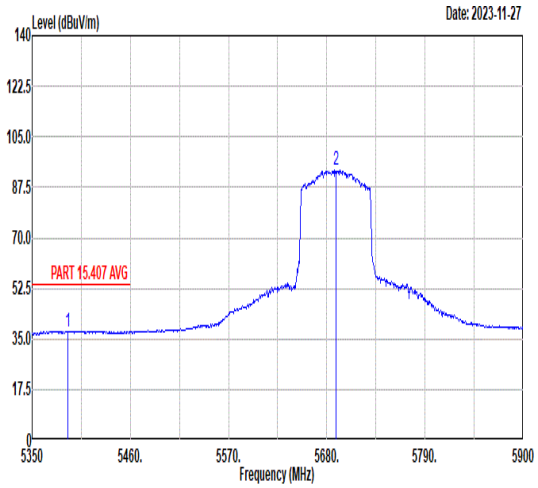 Limit Read Ant Cable Preamp APos TPos Freq Level Line Margin Level Factor Loss Factor Remark MHz dBuV/m dBuV/m dB dBuV dB/m dB dB cm deg 1 5390.15 37.72 54.00 -16.28 27.91 34.61 8.44 33.24 336 352 Peak 2 5690.00 93.43 ------ ------ 83.25 35.00 8.54 33.36 336 352 Average	Blank

Mode	46	
	Band Edge	
	Straddle channels_5.47-5.85_802.11ax HE80_CHCH138_Full_5690MHz	
ANT	CDD 1+2	
Pol.	Vertical	Fundamental
Peak	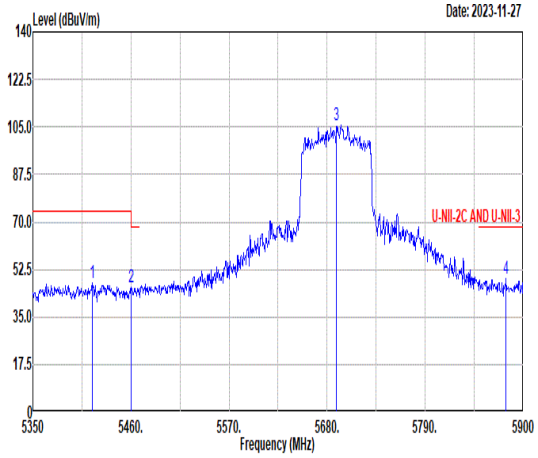 Limit Read Ant Cable Preamp APos TPos Freq Level Line Margin Level Factor Loss Factor Remark MHz dBuV/m dBuV/m dB dBuV dB/m dB dB cm deg 1 5416.55 47.42 74.00 -26.58 37.60 34.63 8.47 33.28 100 270 Peak 2 5460.00 45.99 68.30 -22.31 36.27 34.66 8.41 33.35 100 270 Peak 3 5690.00 105.65 ------ ------ 95.47 35.00 8.54 33.36 100 270 Peak 4 5880.75 49.23 68.30 -19.07 38.41 35.31 8.84 33.33 100 270 Peak	Blank
Avg	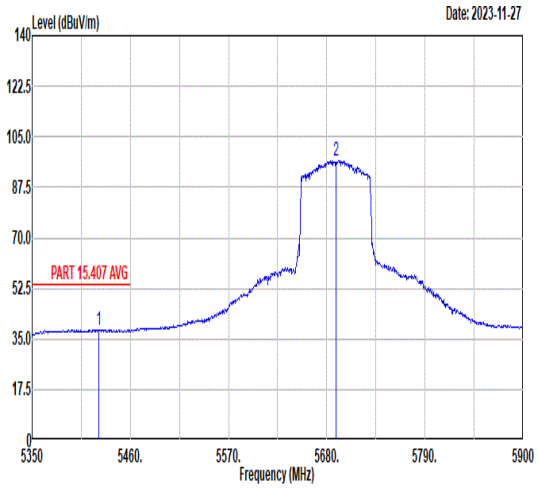 Limit Read Ant Cable Preamp APos TPos Freq Level Line Margin Level Factor Loss Factor Remark MHz dBuV/m dBuV/m dB dBuV dB/m dB dB cm deg 1 5424.25 38.19 54.00 -15.81 28.38 34.64 8.46 33.29 100 270 Peak 2 5690.00 96.75 ------ ------ 86.57 35.00 8.54 33.36 100 270 Average	Blank

Mode	46	
	Harmonic	
	Straddle channels_5.47-5.85_802.11ax HE80_CHCH138_Full_5690MHz	
ANT	CDD 1+2	
Pol.	Horizontal	Vertical
Peak Avg	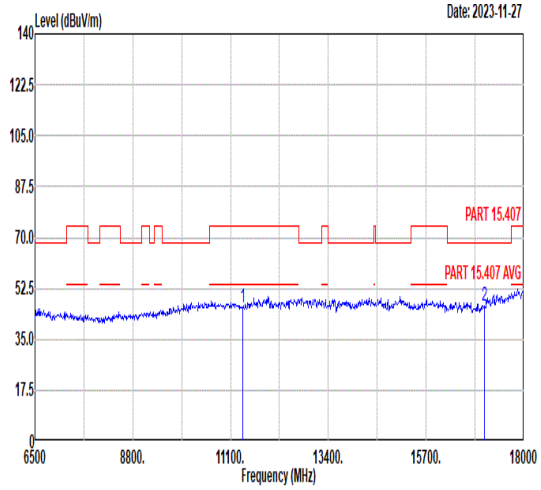 Freq Level Limit Line Margin Read Level Ant Factor Cable Loss Preamp Factor APos TPos Remark MHz dBuV/m dBuV/m dB dBuV dB/m dB dB cm deg 1 11380.00 45.97 74.00 -28.03 53.97 38.48 11.40 57.88 157 285 Peak 2 17070.00 46.74 68.30 -21.56 50.57 41.23 13.14 58.20 165 246 Peak	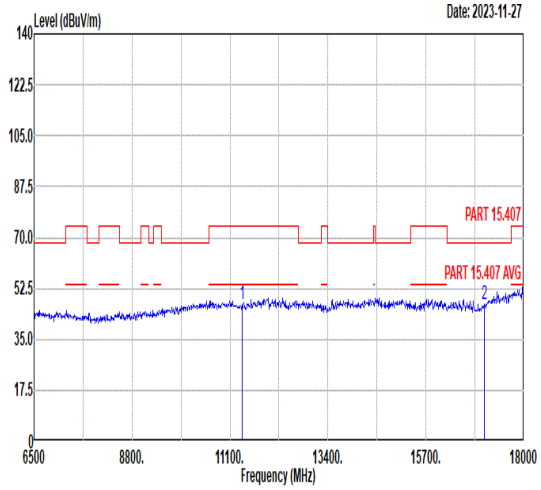 Freq Level Limit Line Margin Read Level Ant Factor Cable Loss Preamp Factor APos TPos Remark MHz dBuV/m dBuV/m dB dBuV dB/m dB dB cm deg 1 11380.00 47.11 74.00 -26.89 55.11 38.48 11.40 57.88 122 291 Peak 2 17070.00 46.77 68.30 -21.53 50.60 41.23 13.14 58.20 153 102 Peak

Mode	47	
	Band Edge	
	UNII 1_5.15-5.25_802.11a_CHCH40_5200MHz	
ANT	CDD 1+2	
Pol.	Horizontal	Fundamental
Peak	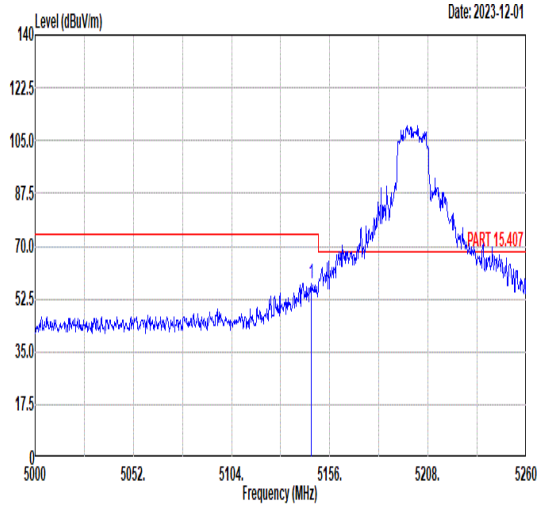 Freq Level Limit Line Margin Read Level Ant Factor Cable Loss Preamp Factor APos TPos Remark MHz dBuV/m dBuV/m dB dBuV dB/m dB dB cm deg 1 5146.38 57.61 74.00 -16.39 48.11 34.42 7.92 32.84 199 350 Peak	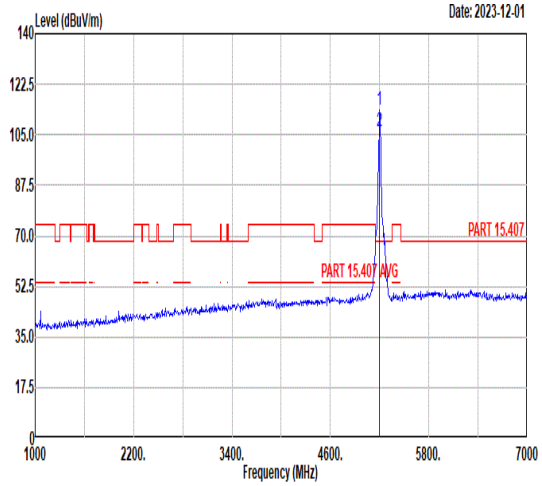 Freq Level Limit Line Margin Read Level Ant Factor Cable Loss Preamp Factor APos TPos Remark MHz dBuV/m dBuV/m dB dBuV dB/m dB dB cm deg 1 5200.00 113.41 ------ ------ 103.93 34.46 7.95 32.93 199 350 Peak 2 5200.00 106.39 ------ ------ 96.91 34.46 7.95 32.93 199 350 Average
Avg	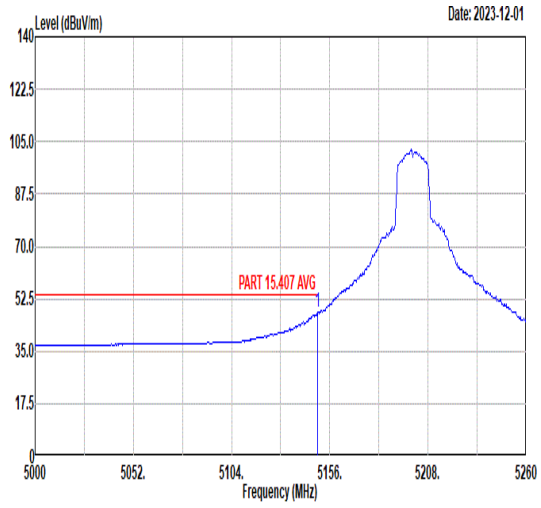 Freq Level Limit Line Margin Read Level Ant Factor Cable Loss Preamp Factor APos TPos Remark MHz dBuV/m dBuV/m dB dBuV dB/m dB dB cm deg 1 5149.50 48.24 54.00 -5.76 38.75 34.42 7.92 32.85 199 350 Average	Blank

Mode	47	
	Band Edge	
	UNII 1_5.15-5.25_802.11a_CHCH40_5200MHz	
ANT	CDD 1+2	
Pol.	Vertical	Fundamental
Peak	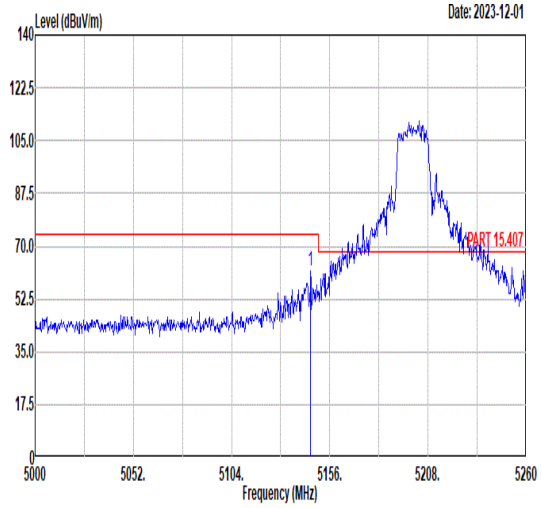 Freq Level Limit Line Margin Read Level Ant Factor Cable Loss Preamp Factor APos TPos Remark MHz dBuV/m dBuV/m dB dBuV dB/m dB dB cm deg 1 5145.86 61.68 74.00 -12.32 52.18 34.42 7.92 32.84 156 360 Peak	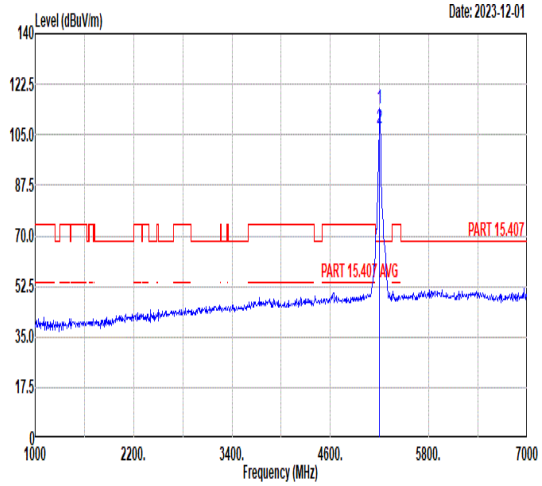 Freq Level Limit Line Margin Read Level Ant Factor Cable Loss Preamp Factor APos TPos Remark MHz dBuV/m dBuV/m dB dBuV dB/m dB dB cm deg 1 5200.00 114.10 ------ ------ 104.62 34.46 7.95 32.93 156 360 Peak 2 5200.00 107.49 ------ ------ 98.01 34.46 7.95 32.93 156 360 Average
Avg	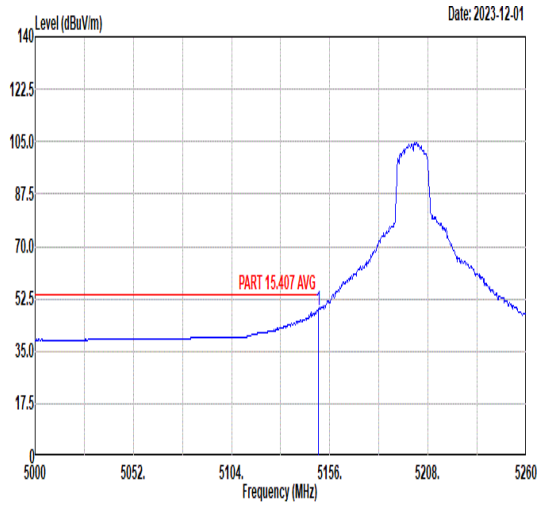 Freq Level Limit Line Margin Read Level Ant Factor Cable Loss Preamp Factor APos TPos Remark MHz dBuV/m dBuV/m dB dBuV dB/m dB dB cm deg 1 5150.00 48.86 54.00 -5.14 39.37 34.42 7.92 32.85 156 360 Average	Blank

Mode	48	
	Band Edge	
	UNII 1_5.15-5.25_802.11ax HE20_CHCH40_Full RU_5200MHz	
ANT	CDD 1+2	
Pol.	Horizontal	Fundamental
Peak	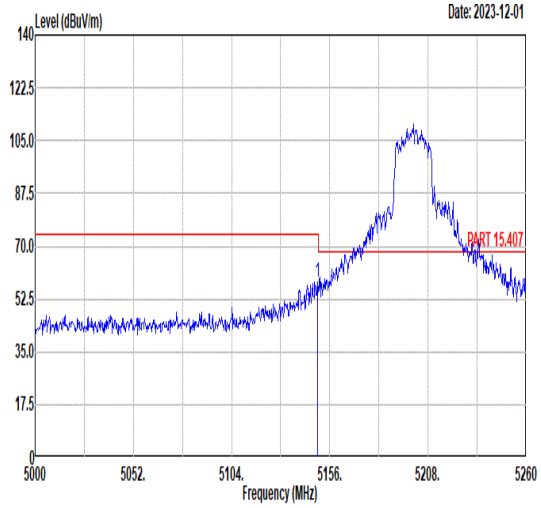 Freq Level Limit Line Margin Read Level Ant Factor Cable Loss Preamp Factor APos TPos Remark MHz dBuV/m dBuV/m dB dBuV dB/m dB dB cm deg 1 5149.50 58.07 74.00 -15.93 48.58 34.42 7.92 32.85 214 0 Peak	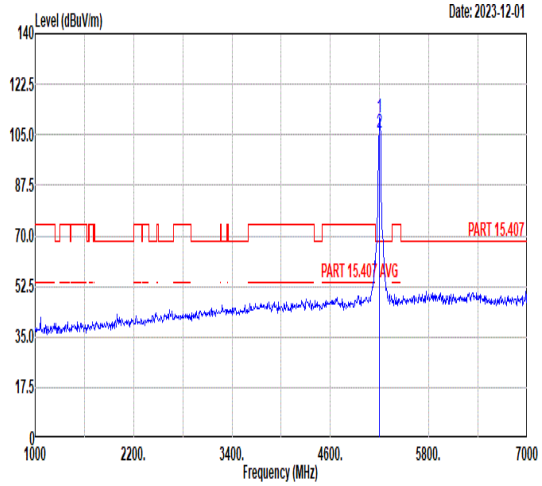 Freq Level Limit Line Margin Read Level Ant Factor Cable Loss Preamp Factor APos TPos Remark MHz dBuV/m dBuV/m dB dBuV dB/m dB dB cm deg 1 5200.00 110.73 ------ ------ 101.25 34.46 7.95 32.93 214 0 Peak 2 5200.00 105.49 ------ ------ 96.01 34.46 7.95 32.93 214 0 Average
Avg	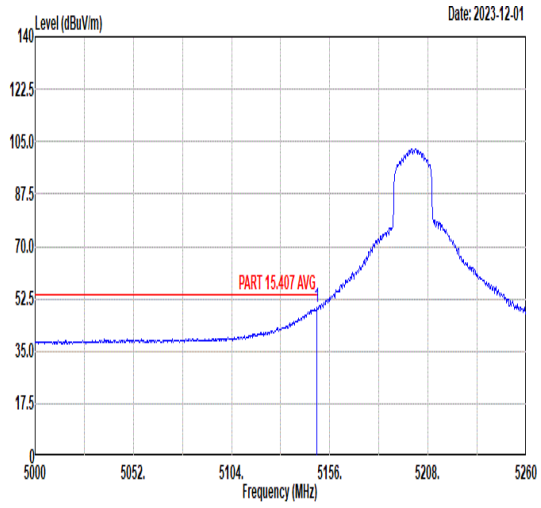 Freq Level Limit Line Margin Read Level Ant Factor Cable Loss Preamp Factor APos TPos Remark MHz dBuV/m dBuV/m dB dBuV dB/m dB dB cm deg 1 5149.24 49.84 54.00 -4.16 40.34 34.42 7.92 32.84 214 0 Average	Blank

Mode	48	
	Band Edge	
	UNII 1_5.15-5.25_802.11ax HE20_CHCH40_Full RU_5200MHz	
ANT	CDD 1+2	
Pol.	Vertical	Fundamental
Peak	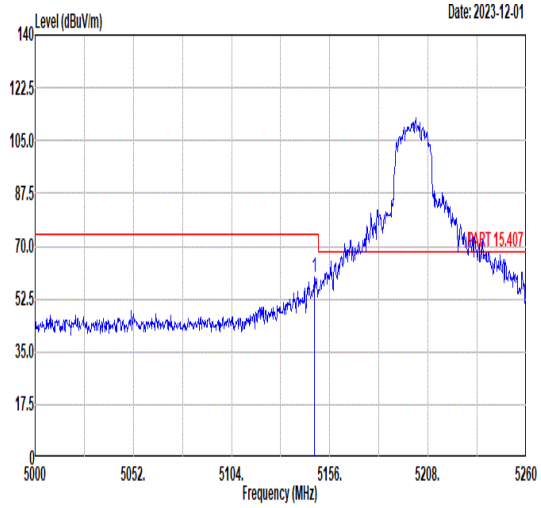 Freq Level Limit Line Margin Read Level Ant Factor Cable Loss Preamp Factor APos TPos Remark MHz dBuV/m dBuV/m dB dBuV dB/m dB dB cm deg 1 5147.94 59.64 74.00 -14.36 50.14 34.42 7.92 32.84 157 360 Peak	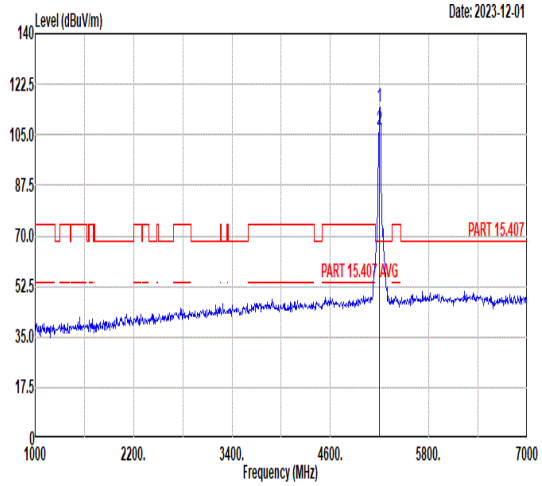 Freq Level Limit Line Margin Read Level Ant Factor Cable Loss Preamp Factor APos TPos Remark MHz dBuV/m dBuV/m dB dBuV dB/m dB dB cm deg 1 5200.00 114.72 ------ ------ 105.24 34.46 7.95 32.93 157 360 Peak 2 5200.00 106.85 ------ ------ 97.37 34.46 7.95 32.93 157 360 Average
Avg	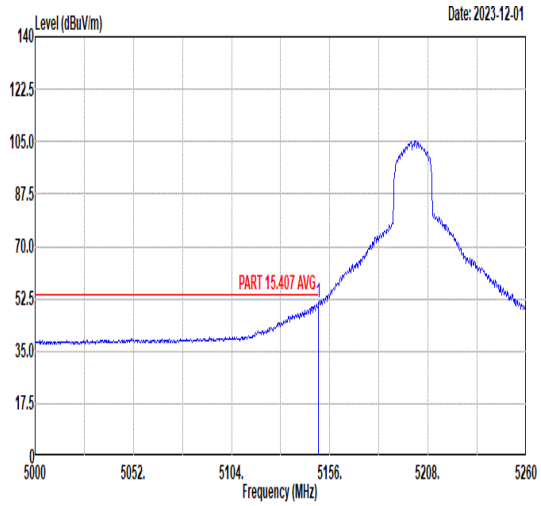 Freq Level Limit Line Margin Read Level Ant Factor Cable Loss Preamp Factor APos TPos Remark MHz dBuV/m dBuV/m dB dBuV dB/m dB dB cm deg 1 5150.00 51.35 54.00 -2.65 41.86 34.42 7.92 32.85 157 360 Average	Blank

Test Results for Co-location mode:

Mode 41 802.11g CH01 & 802.11ax HE80 CH58

802.11g CH01 (Band Edge @ 3m)

WIFI Ant. CDD 1+2	Note	Frequency (MHz)	Level (dBμV/m)	Margin (dB)	Limit Line (dBμV/m)	Read Level (dBμV)	Antenna Factor (dB/m)	Cable Loss (dB)	Preamp Factor (dB)	Ant Pos (cm)	Table Pos (deg)	Peak Avg. (P/A)	Pol. (H/V)
Co-location		2390	68.5	-5.5	74	67.93	30.6	4.81	34.84	109	66	P	H
		2390	52.16	-1.84	54	51.59	30.6	4.81	34.84	109	66	A	H
	*	2412	110.68	------	------	110.07	30.63	4.81	34.83	109	66	P	H
	*	2412	102.15	------	------	101.54	30.63	4.81	34.83	109	66	A	H
		2390	62.38	-11.62	74	61.81	30.6	4.81	34.84	396	290	P	V
		2390	48.34	-5.66	54	47.77	30.6	4.81	34.84	396	290	A	V
	*	2412	102.56	------	------	101.95	30.63	4.81	34.83	396	290	P	V
	*	2412	94.27	------	------	93.66	30.63	4.81	34.83	396	290	A	V
Remark	1. No other spurious found. 2. All results are PASS against Peak and Average limit line.												

802.11ax HE80 CH58 (Band Edge @ 3m)

WIFI Ant.	Note	Frequency	Level	Margin	Limit Line	Read Level	Antenna Factor	Cable Loss	Preamp Factor	Ant Pos	Table Pos	Peak Avg.	Pol.
CDD 1+2		(MHz)	(dBμV/m)	(dB)	(dBμV/m)	(dBμV)	(dB/m)	(dB)	(dB)	(cm)	(deg)	(P/A)	(H/V)
Co-location		5147.35	48.04	-25.96	74	39.48	34.62	7.91	33.97	275	357	P	H
		5108.15	41.22	-12.78	54	32.77	34.59	7.88	34.02	275	357	A	H
	*	5290	100.11	------	------	91.08	34.73	8.17	33.87	275	357	P	H
	*	5290	93.29	------	------	84.26	34.73	8.17	33.87	275	357	A	H
		5359.68	61.86	-12.14	74	52.51	34.78	8.38	33.81	275	357	P	H
		5354.4	50.98	-3.02	54	41.63	34.78	8.38	33.81	275	357	A	H
		5147.35	49.87	-24.13	74	41.31	34.62	7.91	33.97	256	7	P	V
		5147.7	41.31	-12.69	54	32.75	34.62	7.91	33.97	256	7	A	V
	*	5290	102.29	------	------	93.26	34.73	8.17	33.87	256	7	P	V
	*	5290	95.26	------	------	86.23	34.73	8.17	33.87	256	7	A	V
		5367.6	64.51	-9.49	74	55.15	34.79	8.38	33.81	256	7	P	H
		5367.12	52.87	-1.13	54	43.51	34.79	8.38	33.81	256	7	A	H
Remark	1. No other spurious found. 2. All results are PASS against Peak and Average limit line.												

(Harmonic @ 3m)

WIFI Ant.	Note	Frequency	Level	Margin	Limit Line	Read Level	Antenna Factor	Cable Loss	Preamp Factor	Ant Pos	Table Pos	Peak Avg.	Pol.
CDD 1+2		(MHz)	(dBμV/m)	(dB)	(dBμV/m)	(dBμV)	(dB/m)	(dB)	(dB)	(cm)	(deg)	(P/A)	(H/V)
Co-location		4824	47.33	-26.67	74	62.8	34.26	7.75	57.48	-	-	P	H
		10580	46.99	-21.31	68.3	57.32	37.52	10.9	58.75	-	-	P	H
		15870	47.2	-26.8	74	54.57	39.2	12.71	59.28	-	-	P	H
		4824	48.48	-25.52	74	63.95	34.26	7.75	57.48	-	-	P	V
		10580	46.55	-21.75	68.3	56.88	37.52	10.9	58.75	-	-	P	V
		15870	48.04	-25.96	74	55.41	39.2	12.71	59.28	-	-	P	V
Remark	1. No other spurious found. 2. All results are PASS against Peak and Average limit line.												

Note symbol

*	**Fundamental Frequency** which can be ignored. However, the level of any unwanted emissions shall not exceed the level of the fundamental frequency.
!	Test result is **over limit** line.
P/A	**P**eak or **A**verage
H/V	**H**orizontal or **V**ertical

Plots:

Note: For all plots below, the over limit line signals are Fundamental signal which can be ignored.

802.11g CH01 & 802.11ax HE80 CH58

802.11g CH01 (Band Edge @ 3m)

	2.4GHz 2400~2483.5MHz Band Edge @ 3m	
	802.11g CH01 & 802.11ax HE80 CH58 Co-location	
	Horizontal	Fundamental
Peak	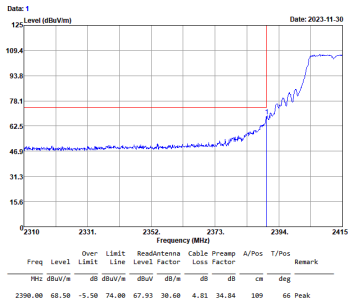	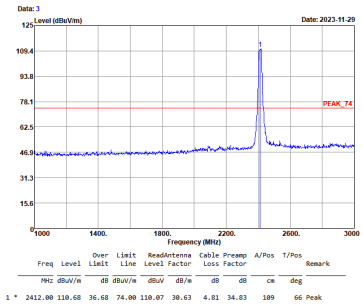
Avg.	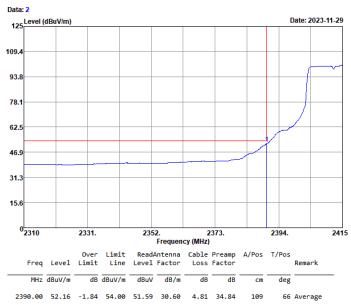	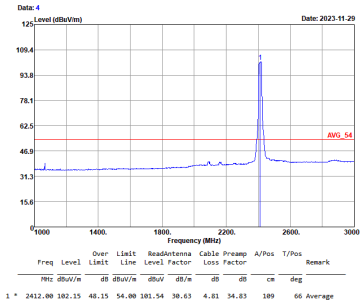

	2.4GHz 2400~2483.5MHz Band Edge @ 3m	
	802.11g CH01 & 802.11ax HE80 CH58 Co-location	
	Vertical	Fundamental
Peak	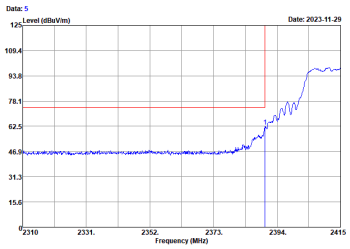 Freq Level Over Limit Limit Line ReadAntenna Level Factor Cable Loss Factor Preamp Factor A/Pos T/Pos Remark MHz dBuV/m dB dBuV/m dBuV dB/m dB dB cm deg 1 2390.00 62.38 -11.62 74.00 61.81 30.60 4.81 34.84 396 290 Peak	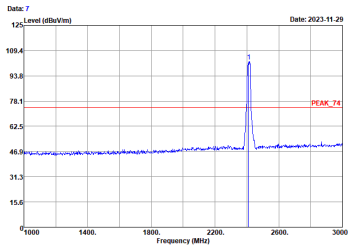 Freq Level Over Limit Limit Line ReadAntenna Level Factor Cable Loss Factor Preamp Factor A/Pos T/Pos Remark MHz dBuV/m dB dBuV/m dBuV dB/m dB dB cm deg 1 * 2412.00 102.56 28.56 74.00 101.95 30.63 4.81 34.83 396 290 Peak
Avg.	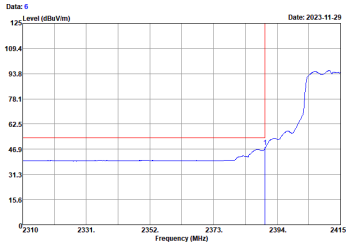 Freq Level Over Limit Limit Line ReadAntenna Level Factor Cable Loss Factor Preamp Factor A/Pos T/Pos Remark MHz dBuV/m dB dBuV/m dBuV dB/m dB dB cm deg 1 2390.00 48.34 -5.66 54.00 47.77 30.60 4.81 34.84 396 290 Average	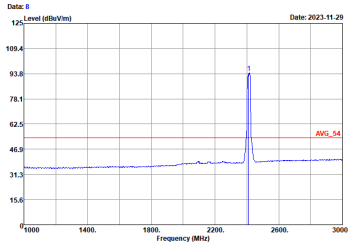 Freq Level Over Limit Limit Line ReadAntenna Level Factor Cable Loss Factor Preamp Factor A/Pos T/Pos Remark MHz dBuV/m dB dBuV/m dBuV dB/m dB dB cm deg 1 * 2412.00 94.27 40.27 54.00 93.66 30.63 4.81 34.83 396 290 Average

802.11ax HE80 CH58 (Band Edge @ 3m)

	5GHz 5250~5350MHz Band Edge @ 3m	
	802.11g CH01 & 802.11ax HE80 CH58 Co-location	
	Horizontal	Fundamental
Peak	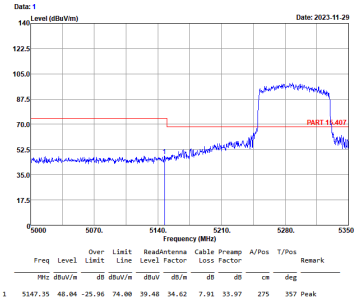	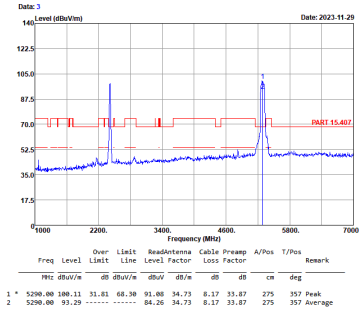
Avg.	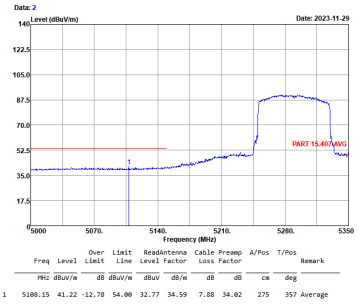	Blank

	5GHz 5250~5350MHz Band Edge @ 3m	
	802.11g CH01 & 802.11ax HE80 CH58 Co-location	
	Horizontal	Fundamental
Peak	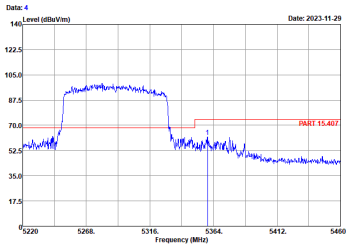 Over Limit ReadAntenna Cable Preamp A/Pos T/Pos Freq Level Limit Line Level Factor Loss Factor Remark MHz dBuV/m dB dBuV/m dBuV dB/m dB dB cm deg 1 5359.68 61.86 -12.14 74.00 52.51 34.78 8.38 33.81 275 357 Peak	Blank
Avg.	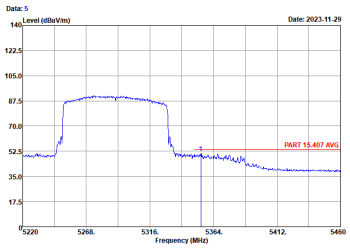 Over Limit ReadAntenna Cable Preamp A/Pos T/Pos Freq Level Limit Line Level Factor Loss Factor Remark MHz dBuV/m dB dBuV/m dBuV dB/m dB dB cm deg 1 5354.40 50.98 -3.02 54.00 41.63 34.78 8.38 33.81 275 357 Average	Blank

	5GHz 5250~5350MHz Band Edge @ 3m	
	802.11g CH01 & 802.11ax HE80 CH58 Co-location	
	Vertical	Fundamental
Peak	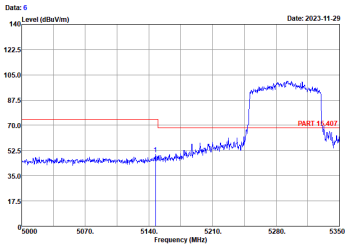 Freq Level Over Limit Limit Line Limit Line ReadAntenna Level Factor Cable Loss Factor Preamp Factor A/Pos T/Pos Remark MHz dBuV/m dB dBuV/m dBuV dB/m dB dB cm deg 1 5147.35 49.87 -24.13 74.00 41.31 34.62 7.91 33.97 256 7 Peak	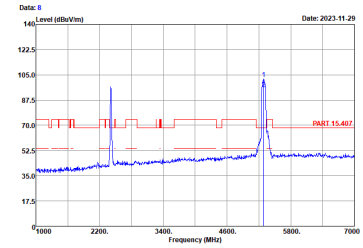 Freq Level Over Limit Limit Line Limit Line ReadAntenna Level Factor Cable Loss Factor Preamp Factor A/Pos T/Pos Remark MHz dBuV/m dB dBuV/m dBuV dB/m dB dB cm deg 1 * 5290.00 102.29 33.99 68.30 95.26 34.73 8.17 33.87 256 7 Peak 2 5290.00 95.26 ------ ------ 86.23 34.73 8.17 33.87 256 7 Average
Avg.	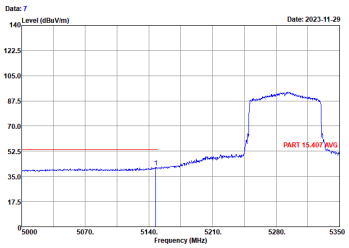 Freq Level Over Limit Limit Line Limit Line ReadAntenna Level Factor Cable Loss Factor Preamp Factor A/Pos T/Pos Remark MHz dBuV/m dB dBuV/m dBuV dB/m dB dB cm deg 1 5147.70 41.31 -12.69 54.00 32.75 34.62 7.91 33.97 256 7 Average	Blank

	5GHz 5250~5350MHz Band Edge @ 3m	
	802.11g CH01 & 802.11ax HE80 CH58 Co-location	
	Vertical	Fundamental
Peak	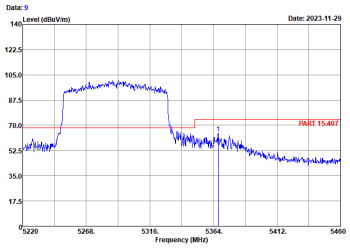 Over Limit ReadAntenna Cable Preamp A/Pos T/Pos Freq Level Limit Line Level Factor Loss Factor Remark MHz dBuV/m dB dBuV/m dBuV dB/m dB dB cm deg 1 5367.60 64.51 -9.49 74.00 55.15 34.79 8.38 33.81 256 7 Peak	Blank
Avg.	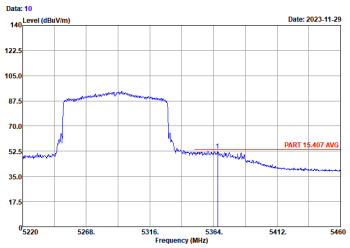 Over Limit ReadAntenna Cable Preamp A/Pos T/Pos Freq Level Limit Line Level Factor Loss Factor Remark MHz dBuV/m dB dBuV/m dBuV dB/m dB dB cm deg 1 5367.12 52.87 -1.13 54.00 43.51 34.79 8.38 33.81 256 7 Average	Blank

802.11g CH01 & 802.11ax HE80 CH58 (Harmonic @ 3m)

	Harmonic @ 3m	
	802.11g CH01 & 802.11ax HE80 CH58 Co-location	
	Horizontal	Vertical
Peak	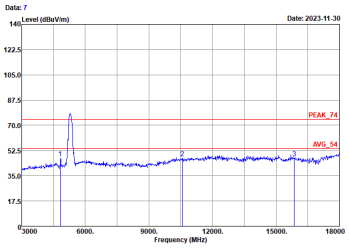 Freq Level Over Limit Limit Line ReadAntenna Level Factor Cable Loss Preamp Factor A/Pos T/Pos Remark MHz dBuV/m dB dBuV/m dBuV dB/m dB dB cm deg 1 4824.00 47.33 -26.67 74.00 62.80 34.26 7.75 57.48 --- --- Peak 2 10580.00 46.99 -21.31 68.30 57.32 37.52 10.90 58.75 --- --- Peak 3 15870.00 47.20 -26.80 74.00 54.57 39.20 12.71 59.28 --- --- Peak	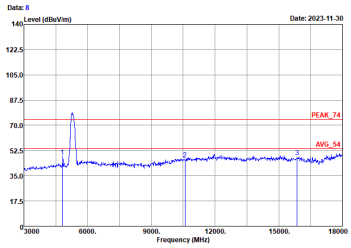 Freq Level Over Limit Limit Line ReadAntenna Level Factor Cable Loss Preamp Factor A/Pos T/Pos Remark MHz dBuV/m dB dBuV/m dBuV dB/m dB dB cm deg 1 4824.00 48.48 -25.52 74.00 63.95 34.26 7.75 57.48 --- --- Peak 2 10580.00 46.55 -21.75 68.30 56.88 37.52 10.90 58.75 --- --- Peak 3 15870.00 48.04 -25.96 74.00 55.41 39.20 12.71 59.28 --- --- Peak

Appendix D. Duty Cycle Plots

For CDD mode:

Antenna	Band	Duty Cycle(%)	T(ms)	1/T(kHz)	VBW Setting
1+2	802.11a	93.07	1.362	0.734	1kHz
1+2	802.11ax HE20	91.05	0.988	1.012	3kHz
1+2	802.11ax HE40	97.30	0.522	1.916	3kHz
1+2	802.11ax HE80	95.55	0.280	3.571	10kHz

802.11a

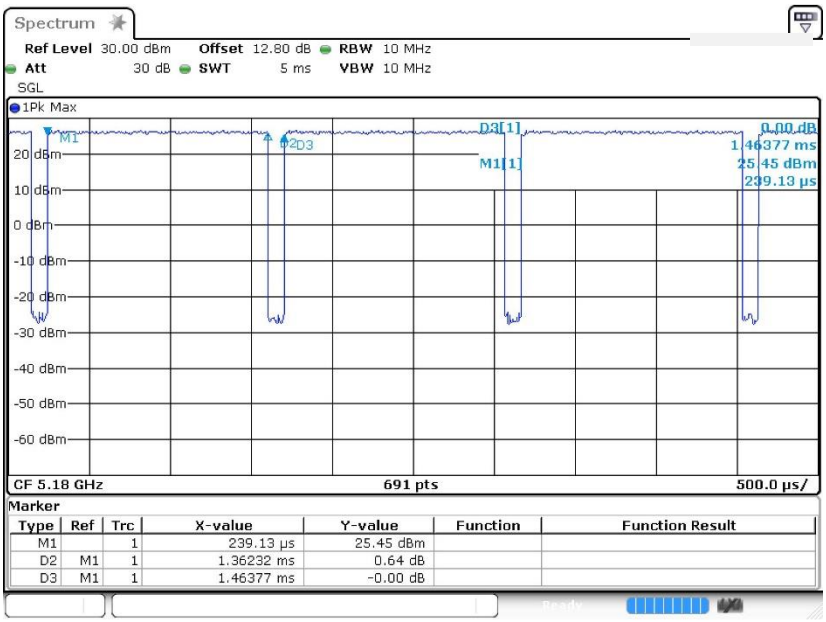

802.11ax HE20

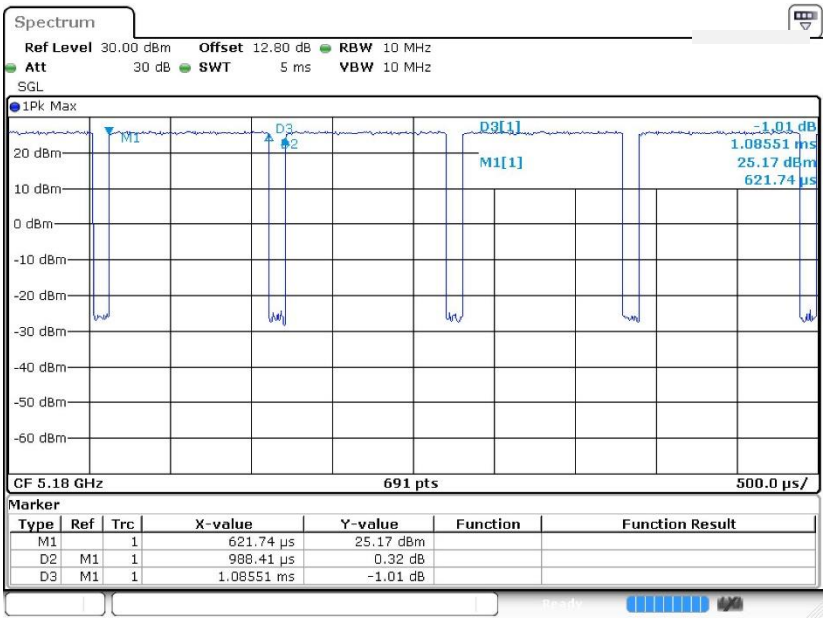

802.11ax HE40

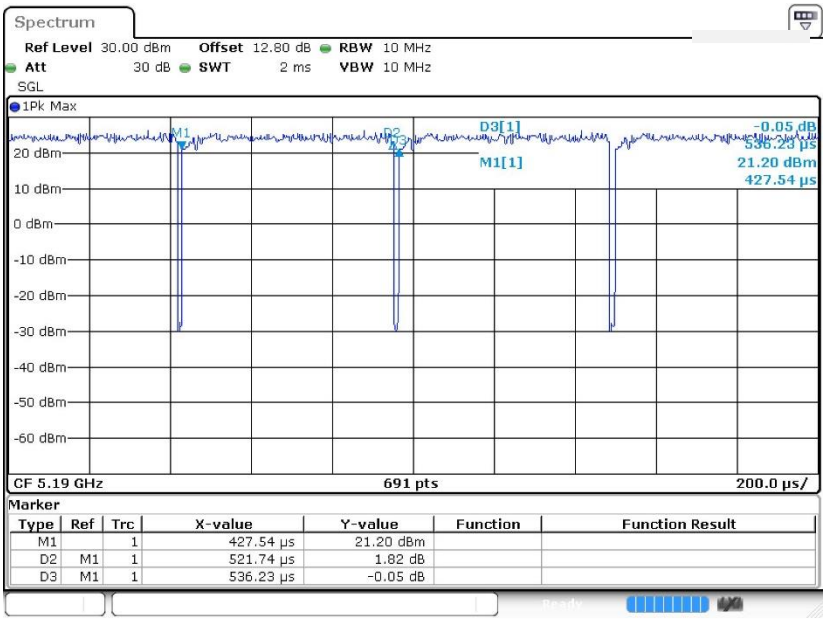
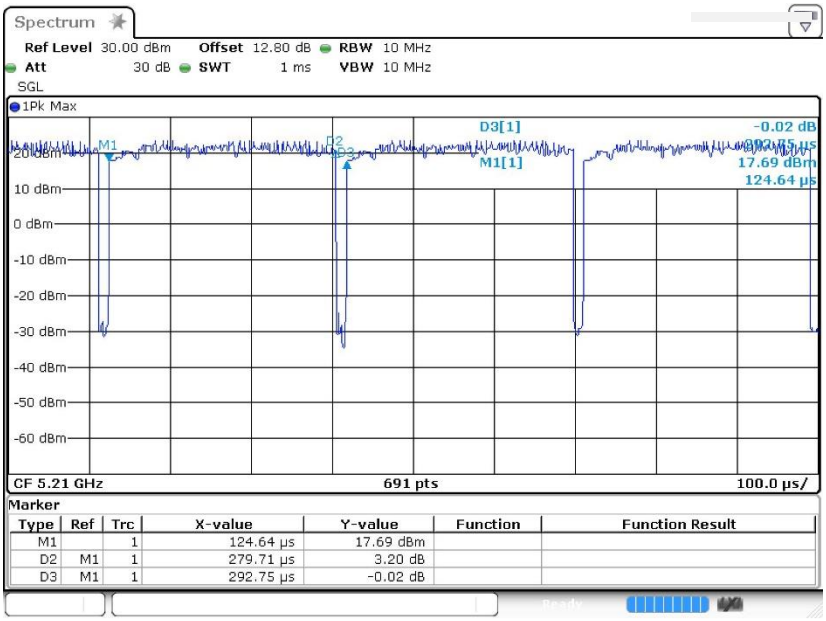
802.11ax HE80