

EMC Test Report

Tested in accordance with
Federal Communications Commission (FCC)
Personal Communications Services
CFR 47, Part 15 Subpart C and E
&
Industry Canada (IC) RSS-210, RSS-GEN



REPORT NO.: RTS-6026-1302-17_rev1

This report supersedes the report RTS-6026-1302-17 dated March 27, 2013


PRODUCT MODEL NO.: RFL111LW
TYPE NAME: BlackBerry® smartphone
FCC ID: L6ARFL110LW
IC: 2503A-RFL110LW

DATE: August 5, 2014

RTS is accredited
according to
EN ISO/IEC 17025 by:



592

 BlackBerry.	EMC Test Report for the BlackBerry® smartphone Model RFL111LW	
Test Report No. RTS-6026-1302-17_rev1	Dates of Test December 13, 2012-February 25 and March 27, 2013	FCC ID: L6ARFL110LW IC: 2503A-RFL110LW

Report Revision History:

Rev1:

1. Addition of KDB standards in section A Scope.
2. Change in limits for Maximum Conducted Output Power and Peak Power Spectral Density in Appendix 6.

Statement of Performance:

The BlackBerry® smartphone, model RFL111LW, part number CER-53012-001 Rev3-906-01, and its accessories perform within the requirements of the test standards when configured and operated under RIM's operation instructions.

Declaration:

We hereby certify that:

The test data reported herein is an accurate record of the performance of the sample(s) tested.

The test results are valid for the tested unit (s) only.

The test equipment used was suitable for the tests performed and within manufacturer's published specifications and operating parameters.

The test methods were consistent with the methods described in the relevant standards.

Documented by:

Savtej S. Sandhu
Compliance Specialist I

Reviewed and Approved by:

Masud S. Attayi, P.Eng.
Manager, Regulatory Compliance



	EMC Test Report for the BlackBerry® smartphone Model RFL111LW	
Test Report No. RTS-6026-1302-17_rev1	Dates of Test December 13, 2012-February 25 and March 27, 2013	FCC ID: L6ARFL110LW IC: 2503A-RFL110LW

Table of Contents

A.	Scope.....	4
B.	Associated Documents	4
C.	Product Identification.....	4
D.	Support Equipment Used for the Testing of the EUT	6
E.	Test Results Chart	7
F.	Summary of Results.....	9
G.	Compliance Test Equipment Used.....	18
	APPENDIX 1 – AC CONDUCTED EMISSIONS TEST DATA/PLOTS.....	19
	APPENDIX 2 – BLUETOOTH, BLUETOOTH LOW ENERGY AND 802.11b/g/n RADIATED EMISSIONS TEST DATA.....	29
	APPENDIX 3 – 802.11a/n RADIATED EMISSIONS TEST DATA	48
	APPENDIX 4 – BLUETOOTH AND BLUETOOTH LOW ENERGY CONDUCTED EMISSIONS TEST DATA/PLOTS.....	63
	APPENDIX 5 – 802.11b/g/n CONDUCTED EMISSIONS TEST DATA/PLOTS	99
	APPENDIX 6 – 802.11a/n CONDUCTED EMISSIONS TEST DATA/PLOTS	121
	APPENDIX 7 – NEAR FIELD COMMUNICATIONS TEST DATA/PLOTS	148

 BlackBerry	EMC Test Report for the BlackBerry® smartphone Model RFL111LW	
Test Report No. RTS-6026-1302-17_rev1	Dates of Test December 13, 2012-February 25 and March 27, 2013	FCC ID: L6ARFL110LW IC: 2503A-RFL110LW

A. Scope

This report details the results of compliance tests which were performed in accordance to the requirements of:

- o FCC CFR 47 Part 15, Subpart C, October, 2012
- o FCC CFR 47 Part 15, Subpart E, October, 2012
- o Industry Canada, RSS-210, Issue 8, December 2010, License-exempt Radio Apparatus
- o Industry Canada, RSS-GEN, Issue 3, December 2010, General Requirements and Information for the Certification of Radio Apparatus
- o KDB 789033 D02 General UNII Test Procedures
- o KDB 905462 D06 802.11 Channel Plans

B. Associated Documents

- 1) MultiSourceDeclaration_RFL111LW_b3123
- 2) MultiSourceDeclaration_RFL111LW_b3901
- 3) MultiSourceDeclaration_RFL111LW_b4318
- 4) RFL111LW_HW_Declaration_CER-53012-001_Rev3-906-01


C. Product Identification

Manufactured by Research In Motion Limited whose headquarters is located at:
 295 Phillip Street
 Waterloo, Ontario
 Canada, N2L 3W8
 Phone: 519 888 7465
 Fax: 519 888 6906

The equipment under test (EUT) was tested at the following locations:

RIM Testing Services EMI test facilities	
305 Phillip Street	440 Phillip Street
Waterloo, Ontario	Waterloo, Ontario
Canada, N2L 3W8	Canada, N2L 5R9
Phone: 519 888 7465	Phone: 519 888 7465
Fax: 519 888 6906	Fax: 519 888 6906

The testing was performed from December 13, 2012 to February 25 and March 27, 2013.

	EMC Test Report for the BlackBerry® smartphone Model RFL111LW	
Test Report No. RTS-6026-1302-17_rev1	Dates of Test December 13, 2012-February 25 and March 27, 2013	FCC ID: L6ARFL110LW IC: 2503A-RFL110LW

The sample EUT included:


SAMPLE	MODEL	CER NUMBER	PIN	SOFTWARE
1a	RFL111LW	CER-53012-001 Rev2-905-01	25CF0AE1	OS Version: 127.0.1.3123 Bundle 3123
1b	RFL111LW	CER-53012-001 Rev2-905-01	25CF0AE1	OS Version: 127.0.1.3694 Bundle 3694
1c	RFL111LW	CER-53012-001 Rev2-905-01	25CF0AE1	MFI OS 4.0.10.180
2a	RFL111LW	CER-53012-001 Rev2-905-01	25CF0AC4	OS Version: 127.0.1.2982 Bundle 2982
2b	RFL111LW	CER-53012-001 Rev2-905-01	25CF0AC4	MFI OS 4.0.10.181
3	RFL111LW	CER-53012-001 Rev2-905-01	25CF0ADF	OS Version: 127.0.1.3123 Bundle 3123
4	RFL111LW	CER-53012-001 Rev3-906-01	2668C71B	OS Version: 127.0.1.3901 Bundle 3901
5	RFL111LW	CER-53012-001 Rev3-906-01	2668C731	OS Version: 127.0.1.3901 Bundle 3901
6	RFL111LW	CER-53012-001 Rev3-906-01	2668C6FD	OS Version: 127.0.1.4318 Bundle 4318

AC Line Conducted Emissions testing was performed on sample 1a and 4
Radiated Emissions testing was performed on samples 1a, 1b, 1c, 2a, 2b, and 4
Conducted Emissions testing was performed on sample 3
Near Field Communications testing was performed on sample 5

Only the characteristics that may have been affected by the changes from RFL111LW Rev2 to Rev3 were re-tested.

For more details, refer to RFL111LW_HW_Declaration_ CER-53012-001_Rev3-906-01

To view the differences between software bundles 127.0.1.3123 to 127.0.1.4318 for RFL111LW, see document MultiSourceDeclaration_RFL111LW_b3123, MultiSourceDeclaration_RFL111LW_b3901 and MultiSourceDeclaration_RFL111LW_b4318.


 BlackBerry	EMC Test Report for the BlackBerry® smartphone Model RFL111LW	
Test Report No. RTS-6026-1302-17_rev1	Dates of Test December 13, 2012-February 25 and March 27, 2013	FCC ID: L6ARFL110LW IC: 2503A-RFL110LW

BlackBerry® smartphone Accessories Tested

- 1) Fixed Blade Charger, part number HDW-47725-001, with an output voltage of 5.0 volts dc, 850 mA
- 2) Alt. Fixed Blade Charger, part number HDW-46445-001, with an output voltage 5.0 volts dc, 850mA
- 3) Folding Blade Charger, part number HDW 34724-001, with an output voltage 5 volts dc, 1.8A
- 4) Alt.2 Fixed Blade Charger, part number HDW-24481-001, with an output voltage of 5.0 volts, dc, 750mA.
- 5) Wired Headset, part number HDW-44306-003, with a lead length of 1.1 metres.
- 6) Alt. Wired Headset, part number HDW-44306-003, with a lead length of 1.1 metres.
- 7) Alt.2 Wired Headset, part number HDW-49299-001, with a lead length of 1.1 metres.
- 8) USB Data Cable, part number HDW-28109-005, 1.20 metres long.
- 9) USB Data Cable, part number HDW-48415-001, 1.0 metre long.
- 10) USB Data Cable, part number HDW-51800-001, 1.20 metres long.
- 11) Battery, part number BAT-49702-002 1800mAh,6.8Wh
- 12) Battery, part number BAT-52961-001 2100mAh,8.0Wh


D. Support Equipment Used for the Testing of the EUT

- 1) Philips Monitor, type MWE12244T, product ID 2444E1SB/27

	EMC Test Report for the BlackBerry® smartphone Model RFL111LW	
Test Report No. RTS-6026-1302-17_rev1	Dates of Test December 13, 2012-February 25 and March 27, 2013	FCC ID: L6ARFL110LW IC: 2503A-RFL110LW


E. Test Results Chart

SPECIFICATION		TEST TYPE	Meets Requirements	TEST DATA
FCC CFR 47	IC			APPENDIX
Part 15.207	RSS-210 RSS-GEN	Conducted AC Line Emission	Pass	1
Part 15.209 Part 15.247	RSS-210 RSS-GEN	BT/BLE Radiated Spurious Emissions	Pass	2
Part 15.209 Part 15.247	RSS-210 RSS-GEN	BT/BLE Radiated Band Edge Compliance	Pass	2
Part 15.209 Part 15.247	RSS-210 RSS-GEN	802.11b/g/n Radiated Spurious Emissions	Pass	2
Part 15.209 Part 15.247	RSS-210 RSS-GEN	802.11b/g/n Radiated Band Edge Compliance	Pass	2
Part 15.209 Part 15.407	RSS-210 RSS-GEN	802.11a/n Radiated Spurious Emissions	Pass	3
Part 15.209 Part 15.407	RSS-210 RSS-GEN	802.11a/n Radiated Band Edge Compliance	Pass	3
Part 15.247(a)	RSS-210	BT, 20 dB Bandwidth	Pass	4
Part 15.247(a)	RSS-210	BT, Carrier Frequency Separation	Pass	4
Part 15.247(a)	RSS-210	BT, Number of Hopping Frequencies	Pass	4
Part 15.247(a)	RSS-210	BT, Time of Occupancy (Dwell Time)	Pass	4
Part 15.247(b)	RSS-210	BT, Maximum Peak Conducted Output Power	Pass	4
Part 15.247(c)	RSS-210	BT, Band-Edge Compliance of RF Conducted Emissions	Pass	4
Part 15.247(c)	RSS-210	BT, Spurious RF Conducted Emissions	Pass	4
Part 15.247(a)	RSS-210	BLE, 6 dB Bandwidth	Pass	4
Part 15.247(b)	RSS-210	BLE, Maximum Conducted Output Power	Pass	4
Part 15.247(c)	RSS-210	BLE, Band-Edge	Pass	4
Part 15.247(d)	RSS-210	BLE, Peak Power Spectral Density	Pass	4
Part 15.247(c)	RSS-210	BLE, Spurious RF Conducted Emissions	Pass	4

	EMC Test Report for the BlackBerry® smartphone Model RFL111LW	
Test Report No. RTS-6026-1302-17_rev1	Dates of Test December 13, 2012-February 25 and March 27, 2013	FCC ID: L6ARFL110LW IC: 2503A-RFL110LW

Test Results Chart cont'd

SPECIFICATION		TEST TYPE	Meets Requirements	TEST DATA
FCC CFR 47	IC			APPENDIX
Part 15.247(a)	RSS-210	802.11b/g/n, 6 dB Bandwidth	Pass	5
Part 15.247(b)	RSS-210	802.11b/g/n, Maximum Conducted Output Power	Pass	5
Part 15.247(c)	RSS-210	802.11b/g/n, Band-Edge	Pass	5
Part 15.247(d)	RSS-210	802.11b/g/n, Peak Power Spectral Density	Pass	5
Part 15.247(c)	RSS-210	802.11b/g/n, Spurious RF Conducted Emissions	Pass	5
Part 15.407	RSS-210	802.11a/n, 6 dB Bandwidth	Pass	6
Part 15.407	RSS-210	802.11a/n, Maximum Conducted Output Power	Pass	6
Part 15.407	RSS-210	802.11a/n, Band-Edge	Pass	6
Part 15.407	RSS-210	802.11a/n, Peak Power Spectral Density	Pass	6
Part 15.407	RSS-210	802.11a/n, Spurious RF Conducted Emissions	Pass	6
Part 15.209 Part 15.225(a)	RSS-210 RSS-GEN	Near Field Communications, Radiated Emissions	Pass	7
Part 15.225(e)	RSS-210	Near Field Communications, Occupied Bandwidth	Pass	7
Part 15.225(e)	RSS-210	Near Field Communications, Frequency Stability	Pass	7

	EMC Test Report for the BlackBerry® smartphone Model RFL111LW	
Test Report No. RTS-6026-1302-17_rev1	Dates of Test December 13, 2012-February 25 and March 27, 2013	FCC ID: L6ARFL110LW IC: 2503A-RFL110LW

F. Summary of Results

1) AC LINE CONDUCTED EMISSIONS

The conducted emissions were measured using the test procedure outlined in CISPR Recommendation 22 through a 50 Ohm Line Impedance Stabilization Network (LISN), which was inserted in the power line to the equipment to provide the specified impedance for measurements. The EUT was placed on a nonconductive wooden table, 80 cm high that was positioned 40 cm from a vertical ground plane. The RF output of the network was connected to an EMI receiver system with characteristics that duplicate those of the receiver specified in CISPR Publication 16. BlackBerry® smartphone was in battery charging mode. The input voltage was 120 V, 60 Hz.


The following test configurations were measured:

Test Configuration	Operating Mode(s)	Charger + Accessories
1	Bluetooth Tx + Audio Playing	Fixed Blade Charger + Alt.2 Wired Headset + 1.2m USB Cable
2	802.11b Tx + Video Playing	Alt. Fixed Blade Charger +Alt. Wired Headset +1.0m USB Cable
3	802.11a Tx + Video Playing	Folding Blade Charger + Wired Headset
4	NFC Tx	Alt.2 Fixed Blade Charger+ 1.2m USB Cable + Alt2. Wired Headset

The sample EUT's conducted emissions were compared with respect to the FCC CFR 47 Part 15, Subpart C and IC RSS-210 limits. The sample EUT had a worst case test margin of 6.93 dB below the QP limit at 0.438 MHz and 3.26 dB below the AV limit at 0.438 MHz with the Folding Blade Charger in Test Configuration 3

See APPENDIX 1 for the test data.

Measurement Uncertainty ± 3.2 dB

	EMC Test Report for the BlackBerry® smartphone Model RFL111LW	
Test Report No. RTS-6026-1302-17_rev1	Dates of Test December 13, 2012-February 25 and March 27, 2013	FCC ID: L6ARFL110LW IC: 2503A-RFL110LW

2) BLUETOOTH, BLUETOOTH LOW ENERGY AND 802.11b/g/n RADIATED EMISSIONS

a) Radiated Spurious and Harmonic Emissions

The EUT was placed on a nonconductive styrofoam table, 80 cm high that was positioned on a remotely controlled turntable. The test distance used between the EUT and the receiving antenna was three metres. The turntable was rotated to determine the azimuth of the peak emissions. Then the emissions were maximized by elevating the antenna in the range of 1 to 4 metres. The maximum emission level was recorded. The frequency range measured was from 30 MHz to 25.0 GHz. Both the horizontal and vertical polarizations of the emissions were measured.

The measurements were done in a semi-anechoic chamber (SAC) below 1 GHz and a semi-anechoic chamber (SAC) with floor absorbers above 1 GHz. The SAC's FCC registration number is **778487** and the Industry Canada (IC) file number is **2503B-1**. The SAC with floor absorber's FCC registration number is **959115** and the IC file number is **2503C-1**.

The EUT was configured and operated to produce the maximum radiated emissions while still keeping within RIM's specifications.


The BlackBerry® smartphone was measured in standalone configuration with Bluetooth transmitting in single frequency mode at low channel (0), middle channel (39) and high channel (78) for packet type "DH5", "2-DH5" and "3-DH5". The system's radiated emission levels were compared with respect to the FCC CFR 47 Part 15, Subpart C, 15.247 and RSS-210.

The BlackBerry® smartphone was measured in standalone configuration with Bluetooth Low Energy transmitting in single frequency mode at low channel (0), middle channel (20) and high channel (39). The system's radiated emission levels were compared with respect to the FCC CFR 47 Part 15, Subpart C, 15.247 and RSS-210.

The BlackBerry® smartphone was measured in standalone configuration transmitting on channels 1, 6 & 11 at 1 Mbps for 802.11b mode, at 6 Mbps for 802.11g mode, and at MCS 0 for 802.11n mode. The system's radiated emission levels were compared with respect to the FCC CFR 47 Part 15 Subpart C, 15.247 and RSS-210.

The Bluetooth harmonics were investigated up to the 10th harmonic. The worst case test margin was 20.172dB below the accepted limit at 1902.24MHz

The Bluetooth Low Energy harmonics were investigated up to the 10th harmonic. The sample EUT emissions were in the noise floor (NF).

 BlackBerry.	EMC Test Report for the BlackBerry® smartphone Model RFL111LW	
Test Report No. RTS-6026-1302-17_rev1	Dates of Test December 13, 2012-February 25 and March 27, 2013	FCC ID: L6ARFL110LW IC: 2503A-RFL110LW


The 802.11b/g/n harmonics were investigated up to the 10th harmonic. The worst case test margin was 12.14 dB below the accepted limit at 7384MHz.
See APPENDIX 2 for the test data.

b) **Band-Edge Compliance of RF Radiated Emissions**

The BlackBerry® smartphone met the requirements for band-edge compliance of RF radiated emissions for Bluetooth, Bluetooth Low Energy and 802.11b/g/n as per the requirements of 15.247, 15.209, and RSS-210/RSS-GEN.

Measurement Uncertainty ± 4.5 dB

See APPENDIX 2 for the test data

	EMC Test Report for the BlackBerry® smartphone Model RFL111LW	
Test Report No. RTS-6026-1302-17_rev1	Dates of Test December 13, 2012-February 25 and March 27, 2013	FCC ID: L6ARFL110LW IC: 2503A-RFL110LW

3) 802.11a/n RADIATED EMISSIONS

a) Radiated Spurious and Harmonic Emissions

The EUT was placed on a nonconductive styrofoam table, 80 cm high that was positioned on a remotely controlled turntable. The test distance used between the EUT and the receiving antenna was three metres. The turntable was rotated to determine the azimuth of the peak emissions. Then the emissions were maximized by elevating the antenna in the range of 1 to 4 metres. The maximum emission level was recorded. The frequency range measured was from 30 MHz to 40.0 GHz. Both the horizontal and vertical polarizations of the emissions were measured.

The measurements were done in a semi-anechoic chamber (SAC) below 1 GHz and a semi-anechoic chamber (SAC) with floor absorbers above 1 GHz. The SAC's FCC registration number is **778487** and the Industry Canada (IC) file number is **2503B-1**. The SAC with floor absorber's FCC registration number is **959115** and the IC file number is **2503C-1**.

The EUT was configured and operated to produce the maximum radiated emissions while still keeping within RIM's specifications.

The BlackBerry® smartphone was measured in standalone configuration transmitting on channels 36, 48, 64, 100, 140 and 165 at 6 Mbps for 802.11a mode and at MCS 0 for 802.11n. The system's radiated emission levels were compared with respect to the FCC CFR 47 Part 15 Subpart E, 15.407 and RSS-210/RSS-GEN.


The 802.11a/n harmonics were investigated up to the 10th harmonic. The worst case test margin was 11.67 dB below the accepted limit at 10360.672 MHz
See APPENDIX 3 for the test data.

b) Band-Edge Compliance of RF Radiated Emissions

The BlackBerry® smartphone met the requirements for band-edge compliance of RF radiated emissions for 802.11a/n as per the requirements of 15.407, 15.209 and RSS-210/ RSS-GEN.

See APPENDIX 3 for the test data

Measurement Uncertainty ± 4.5 dB

 BlackBerry	EMC Test Report for the BlackBerry® smartphone Model RFL111LW	
Test Report No. RTS-6026-1302-17_rev1	Dates of Test December 13, 2012-February 25 and March 27, 2013	FCC ID: L6ARFL110LW IC: 2503A-RFL110LW

4) i) BLUETOOTH RF CONDUCTED EMISSIONS

The Bluetooth conducted RF emissions from the BlackBerry® smartphone were measured using the methods outlined in FCC CFR 47 Part 15, Subpart C.

a) 20 dB Bandwidth

The BlackBerry® smartphone met the requirements of the 20 dB bandwidth as per 47 CFR 15.247(a) and RSS-210. Low channel (0), middle channel (39) and high channel (78) were measured. The result includes both normal data rate and EDR. The worst case 20 dB Bandwidth was 0.9226 MHz for channel 39 in normal data rate mode and 1.318MHz for channels 39 and 78 in EDR mode. See APPENDIX 4 for the test data.

b) Carrier Frequency Separation

The BlackBerry® smartphone met the requirements of the carrier frequency separation as per 47 CFR 15.247(a) and RSS-210. Channel 38 to 39 was measured. The result includes both normal data rate and EDR. See APPENDIX 4 for the test data.

c) Number of Hopping Frequencies


The BlackBerry® smartphone met the requirements of the number of hopping frequencies as per 47 CFR 15.247(a) and RSS-210. The number of hopping channels measured was 79. See APPENDIX 4 for the test data.

d) Time of Occupancy (Dwell Time)

The EUT met the requirements of the dwell time as per 47 CFR 15.247(a) and RSS-210. Low channel (0), middle channel (39) and high channel (78) were measured in DH1, DH3 and DH5 modes. Bluetooth was operating in frequency hopping (Euro/US) mode during the measurements. See APPENDIX 4 for the test data.

e) Maximum Peak Conducted Output Power

The BlackBerry® smartphone met the requirements of the maximum peak conducted output power as per 47 CFR 15.247(b) and RSS-210. Low channel (0), middle channel (39) and high channel (78) were measured. The result includes both normal data rate and EDR. The worst case Conducted Output Power level was 10.2 dBm (0.01047 W) for Channel 0 in normal data rate mode and 7.52 dBm (0.00565 W) for channel 0 in EDR mode. See APPENDIX 4 for the test data.

	EMC Test Report for the BlackBerry® smartphone Model RFL111LW	
Test Report No. RTS-6026-1302-17_rev1	Dates of Test December 13, 2012-February 25 and March 27, 2013	FCC ID: L6ARFL110LW IC: 2503A-RFL110LW

f) Band-Edge Compliance of RF Conducted Emissions

The BlackBerry® smartphone met the requirements of the band-edge compliance of RF conducted emissions as per 47 CFR 15.247(c) and RSS-210. Channels 0 and 78 were measured in frequency hopping (Euro/US) mode and single frequency mode. The result includes both normal data rate and EDR. See APPENDIX 4 for the test data.

g) Spurious RF Conducted Emissions

The BlackBerry® smartphone met the requirements of the spurious RF conducted emissions as per 47 CFR 15.247(c) and RSS-210. The frequency range measured was 10 MHz to 26 GHz. Low channel (0), middle channel (39) and high channel (78) were measured in single frequency mode and frequency hopping (Euro/US) mode. The result includes both normal data rate and EDR. See APPENDIX 4 for the test data.

4) ii) BLUETOOTH LOW ENERGY RF CONDUCTED EMISSIONS

The Bluetooth Low Energy conducted RF emissions from the BlackBerry® smartphone were measured using the methods outlined in FCC CFR 47 Part 15, Subpart C.

a) 6dB Bandwidth


The EUT met the requirements of the 6 dB bandwidth as per 47 CFR 15.247(b) and RSS-210. Low channel (0), middle channel (20) and high channel (39) were measured. The worst case 6 dB Bandwidth was 0.67290 MHz for channel 0. See APPENDIX 4 for the test data.

b) Maximum Conducted Output Power

The EUT met the requirements of the maximum conducted output power as per 47 CFR 15.247(b) and RSS-210. Low channel (0), middle channel (20) and high channel (39) were measured. The worst case Conducted Output Power level was 7.75 dBm (0.00596 W) for channel 0. See APPENDIX 4 for the test data

c) Band-Edge Compliance of RF Conducted Emissions

The EUT met the requirements of band-edge compliance of RF conducted emissions as per 47 CFR 15.247(b) and RSS-210. Low channel (0) and high channel (39) were measured. See APPENDIX 4 for the test data.

 BlackBerry	EMC Test Report for the BlackBerry® smartphone Model RFL111LW	
Test Report No. RTS-6026-1302-17_rev1	Dates of Test December 13, 2012-February 25 and March 27, 2013	FCC ID: L6ARFL110LW IC: 2503A-RFL110LW

d) Peak Power Spectral Density

The EUT met the requirements of peak power spectral density as per 47 CFR 15.247(b) and RSS-210. Low channel (0), middle channel (20) and high channel (39) were measured.

See APPENDIX 4 for the test data.

e) Spurious RF Conducted Emissions

The EUT met the requirements of the spurious RF conducted emissions as per 47 CFR 15.247(c) and RSS-210. The frequency range measured was 30 MHz to 26 GHz. Low channel (0), middle channel (20) and high channel (39) were measured.

See APPENDIX 4 for the test data.

5) 802.11b/g/n RF CONDUCTED EMISSIONS

The 802.11b/g/n conducted RF emissions from the BlackBerry® smartphone were measured using the methods outlined in FCC CFR 47 Part 15, Subpart C.

a) 6dB Bandwidth

The EUT met the requirements of the 6 dB bandwidth as per 47 CFR 15.247(b) and RSS-210. Low channel (1), middle channel (6) and high channel (11) were measured. The worst case 6 dB Bandwidth was 8.48 MHz for channel 11 in 802.11b mode, 16.59 MHz for channel 1 in 802.11g mode, and 17.78 MHz for channels 1 and 11 in 802.11n mode.

See APPENDIX 5 for the test data.

b) Maximum Conducted Output Power


The EUT met the requirements of the maximum conducted output power as per 47 CFR 15.247(b) and RSS-210. Low channel (1), middle channel (6) and high channel (11) were measured. The worst case Conducted Output Power level was 18.88 dBm (77.27 mW) for channel 6 in 802.11b mode, 17.88 dBm (61.38 mW) for channel 6 in 802.11g mode, and 17.95 dBm (62.37mW) for channel 6 in 802.11n mode.

See APPENDIX 5 for the test data

c) Band-Edge Compliance of RF Conducted Emissions

The EUT met the requirements of band-edge compliance of RF conducted emissions as per 47 CFR 15.247(b) and RSS-210. Low channel (1) and high channel (11) were measured.

See APPENDIX 5 for the test data.

 BlackBerry	EMC Test Report for the BlackBerry® smartphone Model RFL111LW	
Test Report No. RTS-6026-1302-17_rev1	Dates of Test December 13, 2012-February 25 and March 27, 2013	FCC ID: L6ARFL110LW IC: 2503A-RFL110LW

d) Peak Power Spectral Density

The EUT met the requirements of peak power spectral density as per 47 CFR 15.247(b) and RSS-210. Low channel (1), middle channel (6) and high channel (11) were measured.

See APPENDIX 5 for the test data.

e) Spurious RF Conducted Emissions

The EUT met the requirements of the spurious RF conducted emissions as per 47 CFR 15.247(c) and RSS-210. The frequency range measured was 30 MHz to 26 GHz. Low channel (1), middle channel (6) and high channel (11) were measured.

See APPENDIX 5 for the test data.

6) 802.11a/n RF CONDUCTED EMISSIONS

The 802.11a/n conducted RF emissions from the BlackBerry® smartphone were measured using the methods outlined in FCC CFR 47 Part 15, Subpart E.

a) 6 dB Bandwidth

The EUT met the requirements of the 6 dB bandwidth as per 47 CFR 15.407 and RSS-210. Channels 36, 48, 64, 100, 140, and 165 were measured. The worst case 6 dB Bandwidth was 16.58 MHz for channels 48, 100 and 165 in 802.11a mode. The worst case 6 dB Bandwidth was 17.77 MHz for channels 36 and 64 in 802.11n mode.

See APPENDIX 6 for the test data.

b) Maximum Conducted Output Power


The EUT met the requirements of the maximum conducted output power as per 47 CFR 15.407 and RSS-210. Channels 36, 48, 64, 100, 140, and 165 were measured. The worst case Conducted Output Power level was 18.58 dBm (72.13 mW) for channel 100 in 802.11a mode. The worst case Conducted Output Power level was 18.52 dBm (71.04 mW) for channel 64 in 802.11n mode.

See APPENDIX 6 for the test data

c) Band-Edge Compliance of RF Conducted Emissions

The EUT met the requirements of band-edge compliance of RF conducted emissions as per 47 CFR 15.407 and RSS-210. Channels 36, 48, 52, 64, 100, 149, 161 and 165 were measured.

See APPENDIX 6 for the test data.

 BlackBerry	EMC Test Report for the BlackBerry® smartphone Model RFL111LW	
Test Report No. RTS-6026-1302-17_rev1	Dates of Test December 13, 2012-February 25 and March 27, 2013	FCC ID: L6ARFL110LW IC: 2503A-RFL110LW

d) Peak Power Spectral Density

The EUT met the requirements of peak power spectral density as per 47 CFR 15.407 and RSS-210. Channels 36, 44, 48, 52, 60, 64, 149, 157, 161 and 165 were measured.

See APPENDIX 6 for the test data.

e) Spurious RF Conducted Emissions

The EUT met the requirements of the spurious RF conducted emissions as per 47 CFR 15.407 and RSS-210. The frequency range measured was 30 MHz to 40 GHz. Channels 44, 60 and 157 were measured.

See APPENDIX 6 for the test data.

7) Near Field Communications (NFC)

The Near Field Communications emissions from the BlackBerry® smartphone were measured using the methods outlined in FCC CFR 47 Part 15, Subpart C.

a) Radiated Emissions

The BlackBerry® smartphone was measured in standalone configuration transmitting at 13.56 MHz. The system's radiated emission levels were compared with respect to the FCC CFR 47 Part 15 Subpart C, 15.209, 15.225(a) and RSS-210/RSS-GEN.

The NFC emissions were investigated from 9 kHz to 1 GHz. The sample EUT has a field strength measurement of 50.46 dBuV/m.

See APPENDIX 7 for the test data.

b) Occupied Bandwidth


The EUT met the requirements of the Occupied bandwidth as per 47 CFR 15 C and RSS-210. The EUT was measured in test mode with modulation on and transmitting at 13.56 MHz.

See APPENDIX 7 for the test data.

c) Frequency Stability

The EUT met the requirements of the Frequency Stability as per 47 CFR 15.225(e) and RSS-210. The EUT was measured in test mode with modulation on and transmitting at 13.56 MHz.


See APPENDIX 7 for the test data.

	EMC Test Report for the BlackBerry® smartphone Model RFL111LW	
Test Report No. RTS-6026-1302-17_rev1	Dates of Test December 13, 2012-February 25 and March 27, 2013	FCC ID: L6ARFL110LW IC: 2503A-RFL110LW

G. Compliance Test Equipment Used

<u>UNIT</u>	<u>MANUFACTURER</u>	<u>MODEL</u>	<u>SERIAL NUMBER</u>	<u>CAL DUE DATE</u> (YY MM DD)	<u>USE</u>
EMI Test Receiver	Rohde & Schwarz	ESIB 40	100255	13-11-30	Conducted/Radiated Emissions
EMI Test Receiver	Rohde & Schwarz	ESU 40	100162	13-11-30	Conducted/Radiated Emissions
Hybrid Log Antenna	EMC Automation	HLP-3003C	017301	13-08-23	Radiated Emissions
Horn Antenna	CMT	3116	R52734-001	14-08-02	Radiated Emissions
Horn Antenna	ETS-Lindgren	3117	2538	13-08-04	Radiated Emissions
Preamplifier	Rohde & Schwarz	TS-ANA4-SP	001	13-09-01	Radiated Emissions
Preamplifier	Sonoma	310N/11909A	185831	13-10-10	Radiated Emissions
Preamplifier	Rohde & Schwarz	TS-ANA-SP	001	13-09-01	Radiated Emissions
L.I.S.N.	Rohde & Schwarz	ENV216	100060	13-10-25	Conducted Emissions
Environment Monitor	Omega	iTHX-SD	0380561	13-10-30	Radiated Emissions
EMC Analyzer	Agilent	E7405A	US40240226	14-01-15	Radiated Emissions
Spectrum Analyzer	HP	8563E	3745A08113	13-10-05	RF Conducted Emissions
DC Power Supply	HP	6632B	US37472178	13-09-25	RF Conducted Emissions
Environment Monitor	Omega	iTHX-SD	0340060	13-10-30	RF Conducted Emissions
Environmental Chamber	Test Equity	107	0900246	N/R	Frequency Stability
Bluetooth Tester	Rohde & Schwarz	CBT	119549	13-12-04	RF Conducted Emissions
Bluetooth Tester	Rohde & Schwarz	CBT35	100368	13-12-04	Radiated Emissions
Bluetooth Tester	Rohde & Schwarz	CBT35	100370	13-12-04	Radiated Emissions
Power Meter	Agilent	N1911A	MY45100951	13-08-16	RF Conducted / Frequency Stability
Power Sensor	Agilent	N1921A	MY45241383	13-09-11	RF Conducted / Frequency Stability
Digital Multimeter	Hewlett Packard	34401A	US36042324	13-11-13	Conducted/Radiated Emissions
Environment Monitor	Omega	iTHX-SD	0380567	13-10-30	Radiated Emissions

APPENDIX 1 – AC CONDUCTED EMISSIONS TEST DATA/PLOTS

	EMC Test Report for the BlackBerry® smartphone Model RFL111LW APPENDIX 1	
Test Report No. RTS-6026-1302-17_rev1	Dates of Test December 13, 2012-February 25 and March 27, 2013	FCC ID: L6ARFL110LW IC: 2503A-RFL110LW

AC Conducted Emission Test Results

The following tests were performed by Mahmood Ahmed

Test Configuration 1

The BlackBerry® smartphone was tested on January 23, 2013

The environmental test conditions were: Temperature: 24.3 °C
Relative Humidity: 17.4 %

Frequency (MHz)	Line	Reading (QP) (dBμV)	Correction Factor (dB)	Corrected Reading (QP) (dB)	Limit (QP) (dBμV)	Limit (AV) (dBμV)	Margin (QP) Limits (dB)
0.393	N	25.25	10.03	35.28	58.00	48.00	-22.72
0.438	L1	27.87	9.95	37.82	57.10	47.10	-19.28
0.861	L1	21.70	9.81	31.51	56.00	46.00	-24.49
2.882	L1	22.30	9.87	32.16	56.00	46.00	-23.84

All other emission levels were at least 25 dB below the limit.

Measurements were done with the quasi-peak detector.

See figure 1-1 and figure 1-2 for the measurement plot of the L1 and N lines of AC power line conducted emissions.

BlackBerry	EMC Test Report for the BlackBerry® smartphone Model RFL111LW APPENDIX 1	
Test Report No. RTS-6026-1302-17_rev1	Dates of Test December 13, 2012-February 25 and March 27, 2013	FCC ID: L6ARFL110LW IC: 2503A-RFL110LW

AC Conducted Emissions Test Graphs

Test Configuration 1

Figure 1-1: L1 lines

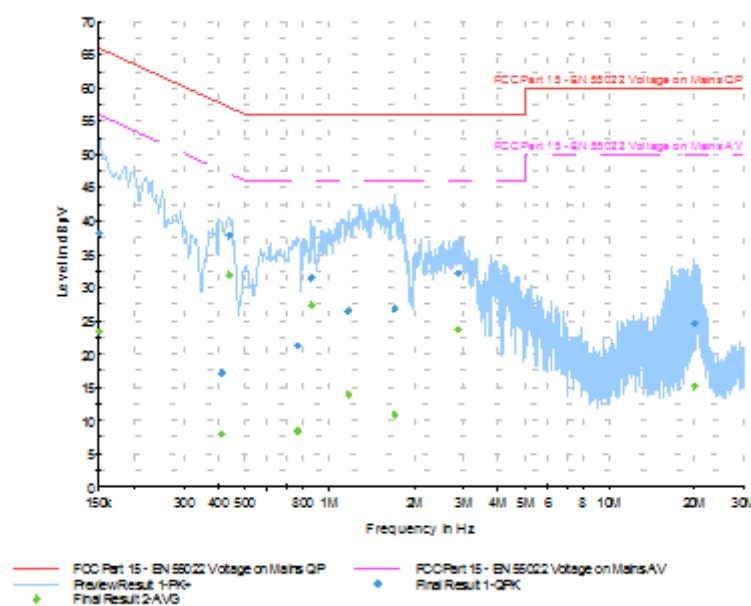
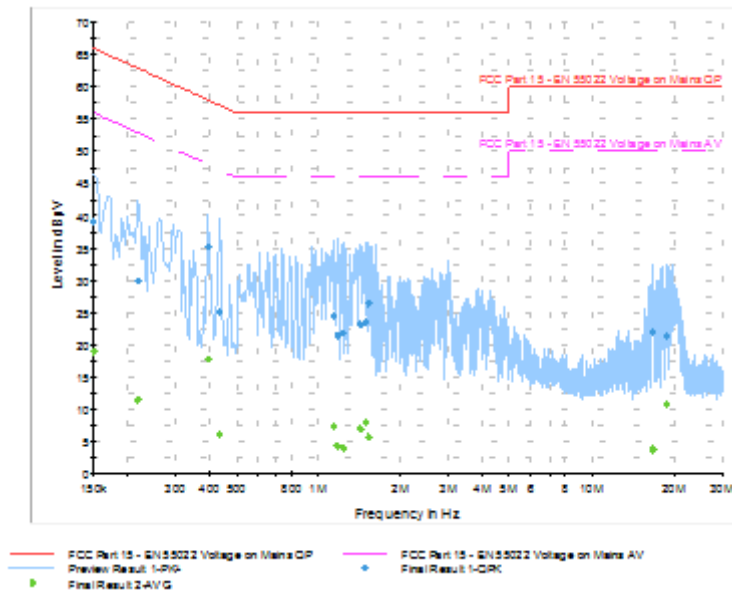



Figure 1-2: N Lines



	EMC Test Report for the BlackBerry® smartphone Model RFL111LW APPENDIX 1	
Test Report No. RTS-6026-1302-17_rev1	Dates of Test December 13, 2012-February 25 and March 27, 2013	FCC ID: L6ARFL110LW IC: 2503A-RFL110LW

AC Conducted Emission Test Results cont'd

Test Configuration 2

The BlackBerry® smartphone was tested on January 31, 2013.

The environmental test conditions were: Temperature: 25.1°C
Relative Humidity: 23 %

Frequency (MHz)	Line	Reading (QP) (dBμV)	Correction Factor (dB)	Corrected Reading (QP) (dB)	Limit (QP) (dBμV)	Limit (AV) (dBμV)	Margin (QP) Limits (dB)
0.150	L1	33.61	11.20	44.81	66.00	56.00	-21.19
0.456	N	25.21	9.94	35.15	56.80	46.80	-21.65
0.852	N	22.04	9.82	31.86	56.00	46.00	-24.14
0.902	N	22.11	9.81	31.92	56.00	46.00	-24.08
1.208	L1	27.45	9.80	37.25	56.00	46.00	-18.75
1.406	L1	25.98	9.80	35.78	56.00	46.00	-20.22
2.108	L1	30.16	9.83	39.99	56.00	46.00	-16.02
2.292	L1	28.78	9.84	38.62	56.00	46.00	-17.38
3.413	L1	24.25	9.89	34.14	56.00	46.00	-21.86
3.638	L1	25.13	9.89	35.02	56.00	46.00	-20.98
14.942	L1	26.59	10.07	36.66	60.00	50.00	-23.34

All other emission levels were at least 25 dB below the limit.

Measurements were done with the quasi-peak detector

See figure 1-3 and figure 1-4 for the measurement plot of the L1 and N lines of AC power line conducted emissions.

BlackBerry	EMC Test Report for the BlackBerry® smartphone Model RFL111LW APPENDIX 1	
Test Report No. RTS-6026-1302-17_rev1	Dates of Test December 13, 2012-February 25 and March 27, 2013	FCC ID: L6ARFL110LW IC: 2503A-RFL110LW

AC Conducted Emissions Test Graphs

Test Configuration 2

Figure 1-3: L1 lines

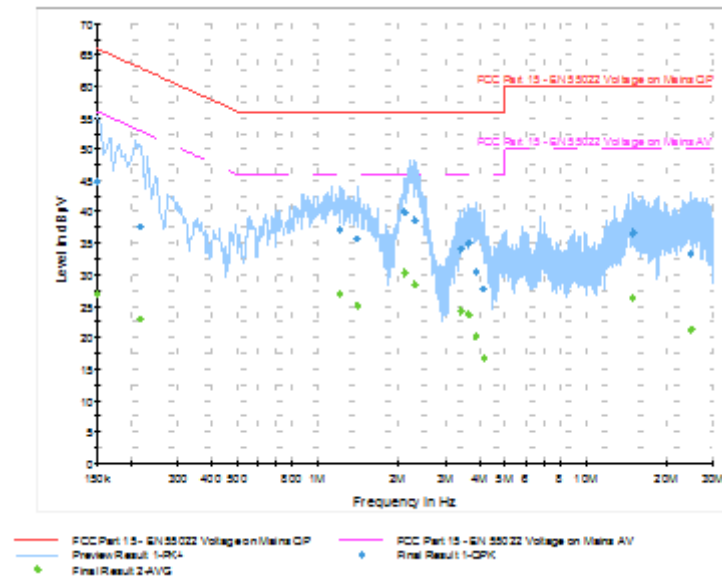
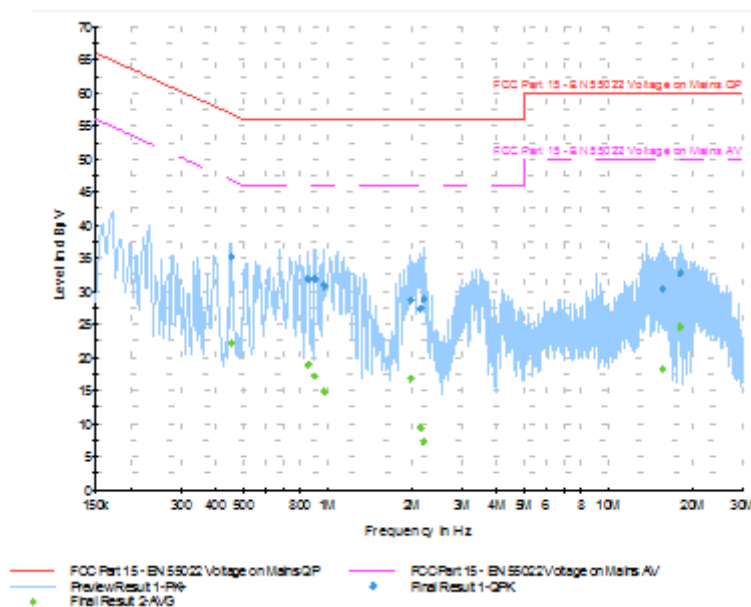



Figure 1-4: N Lines



	EMC Test Report for the BlackBerry® smartphone Model RFL111LW APPENDIX 1	
Test Report No. RTS-6026-1302-17_rev1	Dates of Test December 13, 2012-February 25 and March 27, 2013	FCC ID: L6ARFL110LW IC: 2503A-RFL110LW


AC Conducted Emissions Test Results cont'd

Test Configuration 3

The BlackBerry® smartphone was tested on January 31, 2013.

The environmental test conditions were: Temperature: 25.1°C
Relative Humidity: 23 %

Frequency (MHz)	Line	Reading (QP) (dBμV)	Correction Factor (dB)	Corrected Reading (QP) (dB)	Limit (QP) (dBμV)	Margin (QP) Limits (dB)
0.150	N	39.53	11.23	50.76	66.00	-15.24
0.191	L1	28.45	10.92	39.38	64.00	-24.62
0.249	N	31.18	10.54	41.72	61.80	-20.08
0.308	N	30.72	10.17	40.88	60.00	-19.12
0.438	L1	40.22	9.95	50.17	57.10	-6.93
0.501	N	37.46	9.92	47.38	56.00	-8.62
0.960	L1	35.31	9.81	45.12	56.00	-10.88
1.113	L1	26.48	9.80	36.28	56.00	-19.72
1.118	N	33.03	9.81	42.84	56.00	-13.16
2.022	N	30.33	9.83	40.16	56.00	-15.84
2.103	L1	24.57	9.83	34.40	56.00	-21.61
3.008	N	28.36	9.88	38.24	56.00	-17.76
3.624	L1	25.26	9.89	35.15	56.00	-20.85
12.930	N	26.16	10.07	36.23	60.00	-23.77

	EMC Test Report for the BlackBerry® smartphone Model RFL111LW APPENDIX 1	
Test Report No. RTS-6026-1302-17_rev1	Dates of Test December 13, 2012-February 25 and March 27, 2013	FCC ID: L6ARFL110LW IC: 2503A-RFL110LW

AC Conducted Emissions Test Results cont'd

Test Configuration 3 cont'd

Frequency (MHz)	Line	Reading (QP) (dBμV)	Correction Factor (dB)	Corrected Reading (QP) (dB)	Limit (AV) (dBμV)	Margin (AV) Limits (dB)
0.150	N	33.47	11.23	44.70	46.00	-11.30
0.191	L1	18.31	10.92	29.23	44.00	-24.77
0.249	N	23.79	10.54	34.33	41.80	-17.47
0.308	N	25.92	10.17	36.09	40.00	-13.91
0.425	L1	30.32	9.97	40.29	37.40	-7.11
0.438	L1	33.89	9.95	43.84	37.10	-3.26
0.501	N	32.21	9.92	42.13	36.00	-3.87
0.960	L1	28.23	9.81	38.03	36.00	-7.97
1.113	L1	22.96	9.80	32.76	36.00	-13.24
1.118	N	27.66	9.81	37.47	36.00	-8.53
2.022	N	24.93	9.83	34.76	36.00	-11.24
2.103	L1	19.21	9.83	29.04	36.00	-16.96
2.288	L1	14.57	9.84	24.40	36.00	-21.60
3.008	N	22.92	9.88	32.80	36.00	-13.20
3.624	L1	19.59	9.89	29.48	36.00	-16.52
12.930	N	20.58	10.07	30.65	40.00	-19.35

All other emission levels were at least 25 dB below the limit.

Measurements were done with the quasi-peak and average detectors

See figure 1-5 for the measurement plot of the L1 and N lines of AC power line conducted emissions.

BlackBerry	EMC Test Report for the BlackBerry® smartphone Model RFL111LW APPENDIX 1	
Test Report No. RTS-6026-1302-17_rev1	Dates of Test December 13, 2012-February 25 and March 27, 2013	FCC ID: L6ARFL110LW IC: 2503A-RFL110LW

AC Conducted Emissions Test Graphs

Test Configuration 3

Figure 1-5: L1 Lines

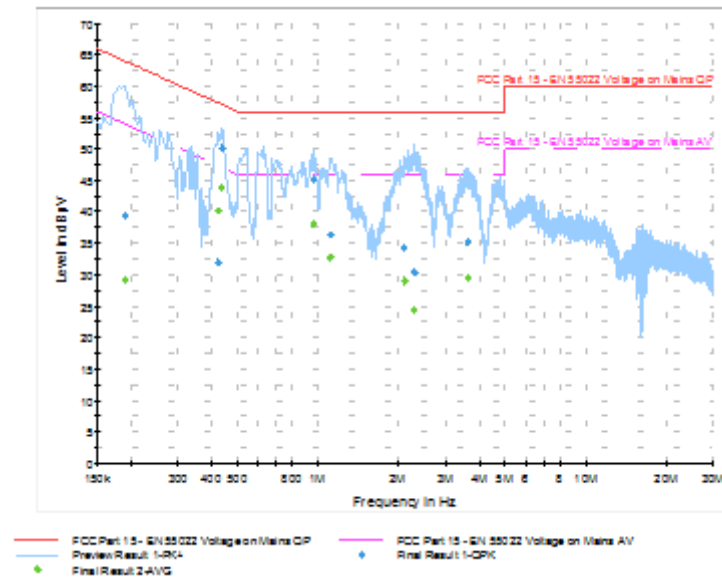
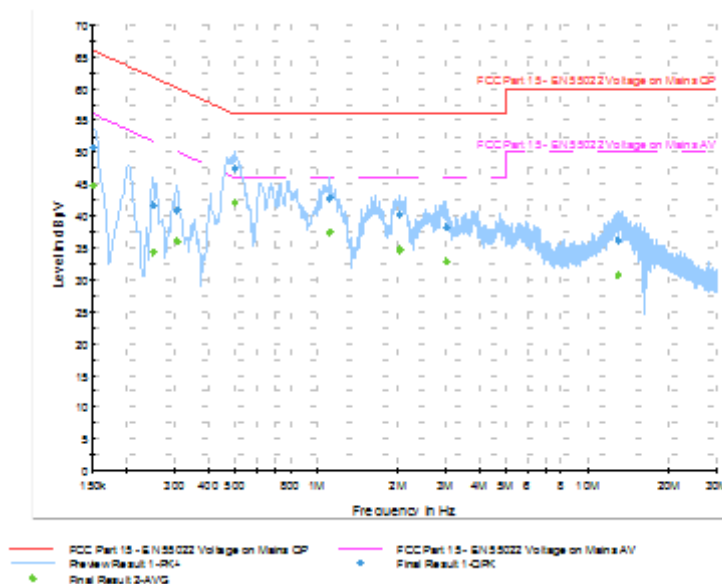



Figure 1-6: N Lines



	EMC Test Report for the BlackBerry® smartphone Model RFL111LW APPENDIX 1	
Test Report No. RTS-6026-1302-17_rev1	Dates of Test December 13, 2012-February 25 and March 27, 2013	FCC ID: L6ARFL110LW IC: 2503A-RFL110LW

AC Conducted Emission Test Results cont'd

Test Configuration 4

The BlackBerry® smartphone was tested on February 01, 2013

The environmental test conditions were: Temperature: 25.4 °C
Relative Humidity: 17.6 %

Frequency (MHz)	Line	Reading (QP) (dBμV)	Correction Factor (dB)	Corrected Reading (QP) (dB)	Limit (QP) (dBμV)	Limit (AV) (dBμV)	Margin (QP) Limits (dB)
0.155	L1	30.49	11.17	41.66	65.80	55.80	-24.14
0.348	L1	27.93	10.09	38.02	59.00	49.00	-20.98
0.398	L1	26.93	10.01	36.95	57.90	47.90	-20.95
0.614	L1	24.60	9.85	34.46	56.00	46.00	-21.55
0.861	L1	24.95	9.81	34.77	56.00	46.00	-21.23
3.296	L1	22.92	9.89	32.80	56.00	46.00	-23.20
3.471	L1	23.19	9.89	33.08	56.00	46.00	-22.93
4.245	L1	24.57	9.90	34.47	56.00	46.00	-21.53
4.299	N	21.17	9.91	31.07	56.00	46.00	-24.93

All other emission levels were at least 25 dB below the limit.

Measurements were done with the quasi-peak and the average detectors.

See figure 1-6 and figure 1-7 for the measurement plot of the L1 and N lines of AC power line conducted emissions.

BlackBerry	EMC Test Report for the BlackBerry® smartphone Model RFL111LW APPENDIX 1	
Test Report No. RTS-6026-1302-17_rev1	Dates of Test December 13, 2012-February 25 and March 27, 2013	FCC ID: L6ARFL110LW IC: 2503A-RFL110LW

AC Conducted Emissions Test Graphs

Test Configuration 4

Figure 1-7: L1 lines

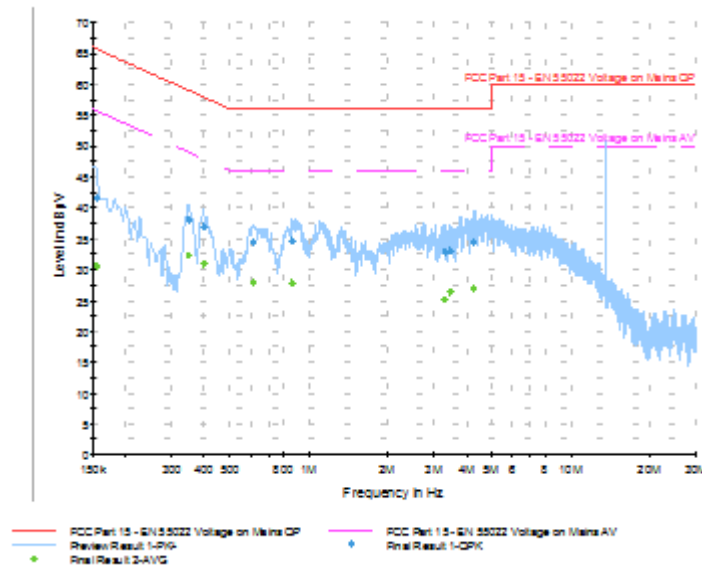
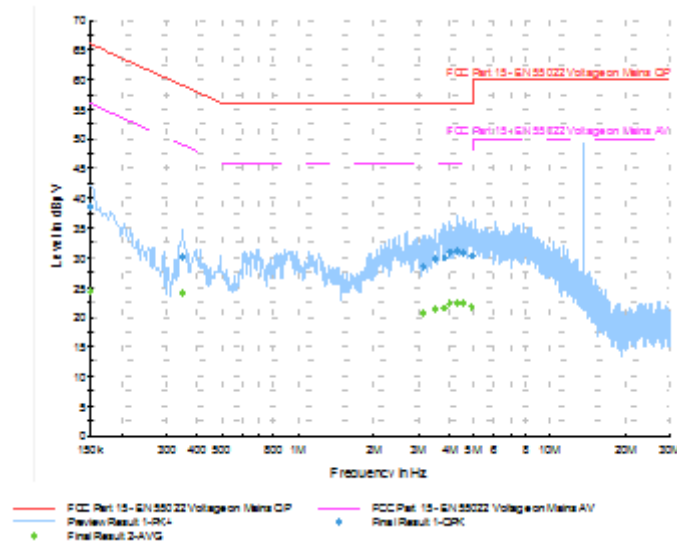



Figure 1-8: N Lines



**APPENDIX 2 – BLUETOOTH, BLUETOOTH LOW ENERGY AND 802.11b/g/n
RADIATED EMISSIONS TEST DATA**

	EMC Test Report for the BlackBerry® smartphone Model RFL111LW APPENDIX 2	
Test Report No. RTS-6026-1302-17_rev1	Dates of Test December 13, 2012-February 25 and March 27, 2013	FCC ID: L6ARFL110LW IC: 2503A-RFL110LW

Radiated Emissions Test Results Bluetooth Band

Date of Test: January 08, 2013

Measurements were performed by Feras Obeid.


The environmental test conditions were: Temperature: 25.2 °C
Relative Humidity: 17.4 %

The test distance was 3.0 metres with a EUT height of 0.8 metres, and sweep frequency of 30 MHz to 1 GHz.

The BlackBerry® smartphone in Bluetooth Tx mode was in horizontal position.

The frequency sweep measurements were performed in single frequency mode on channels 0, 39 and 78 using packet types “DH5”, “2-DH5” and “3-DH5”.

All other emission levels were at least 25 dB below the limit.

	EMC Test Report for the BlackBerry® smartphone Model RFL111LW APPENDIX 2	
Test Report No. RTS-6026-1302-17_rev1	Dates of Test December 13, 2012-February 25 and March 27, 2013	FCC ID: L6ARFL110LW IC: 2503A-RFL110LW

Radiated Emissions Test Results cont'd
Bluetooth Band cont'd

Date of Test: December 17, 2012 -January 4, 2013
Measurements were performed by Masud Attayi

The environmental test conditions were: Temperature: 24.9-26°C
Relative Humidity: 18.3-25.1 %


The test distance was 3.0 metres with a EUT height of 0.8 metres, and sweep frequency of 1GHz to 25GHz.

The BlackBerry® smartphone in Bluetooth Tx mode was in horizontal down position.

The frequency sweep measurements were performed in single frequency mode on channels 0, 39 and 78 using packet types “DH5”, “2-DH5” and “3-DH5”.

Frequency (MHz)	Channel Of Occurrence	Antenna		Test Angle (Deg.)	Detector (PK or QP)	Measured Level (dBµV)	Correction Factor for preamp/antenna/ cables/ filter (dB)	Field Strength Level (reading+corr) (dBm)	Limit @ 3.0 m (dBm)	Test Margin (dB)
		Pol. (V/H)	Height (meters)							
1902.24	0	3DH5	H	300	136	15.718	18.11	33.828	54	-20.172

All other emission levels were at least 25 dB below the limit.

	EMC Test Report for the BlackBerry® smartphone Model RFL111LW APPENDIX 2	
Test Report No. RTS-6026-1302-17_rev1	Dates of Test December 13, 2012-February 25 and March 27, 2013	FCC ID: L6ARFL110LW IC: 2503A-RFL110LW

Band-Edge Compliance of RF Radiated Emissions Test Results
Bluetooth Band


Date of test: January 22, 2013
Measurements were performed by Savtej Sandhu.

The environmental test conditions were: Temperature: 26.4 ° C
Relative Humidity: 31 %

The BlackBerry® smartphone was in standalone, horizontal position and pattern type “Static PBRs” in “DH5”, “2-DH5” and “3-DH5” modulation during the measurements.

The test distance was 3.0 metres.


Channel	Freq. (MHz)	Rx Antenna		Detector	VBW	Corrected Reading (dBuV/m)	Delta Marker (dB)	Corrected Band edge (dBuV/m)	Limit (dBuV/m)	Diff. To Limit (dB)
		Type	POL.							
Low Channel, Packet Type DH5										
0	2402	Horn	V	PK	1 MHz	103.1	60.55	42.55	74	-31.45
0	2402	Horn	H	PK	1 MHz	106.22	61.81	44.41	74	-29.59
0	2402	Horn	V	AVE.	10 Hz	96.04	60.55	35.49	54	-18.51
0	2402	Horn	H	AVE.	10 Hz	99.22	61.81	37.41	54	-16.59
High Channel, Packet Type DH5										
78	2480	Horn	V	PK	1 MHz	103.38	60.11	43.27	74	-30.73
78	2480	Horn	H	PK	1 MHz	108.49	61.16	47.33	74	-26.67
78	2480	Horn	V	AVE.	10 Hz	96.41	60.11	36.3	54	-17.7
78	2480	Horn	H	AVE.	10 Hz	101.44	61.16	40.28	54	-13.72
Low Channel, Packet Type 2-DH5										
0	2402	Horn	V	PK	1 MHz	102.05	57.52	44.53	74	-29.47
0	2402	Horn	H	PK	1 MHz	104.7	59.56	45.14	74	-28.86
0	2402	Horn	V	AVE.	10 Hz	86.88	57.52	29.36	54	-24.64
0	2402	Horn	H	AVE.	10 Hz	89.56	59.56	30	54	-24
High Channel, Packet Type 2-DH5										
78	2480	Horn	V	PK	1 MHz	102.05	57.56	44.49	74	-29.51
78	2480	Horn	H	PK	1 MHz	107.5	60.65	46.85	74	-27.15
78	2480	Horn	V	AVE.	10 Hz	86.85	57.56	29.29	54	-24.71
78	2480	Horn	H	AVE.	10 Hz	92.28	60.65	31.63	54	-22.37

	EMC Test Report for the BlackBerry® smartphone Model RFL111LW APPENDIX 2	
Test Report No. RTS-6026-1302-17_rev1	Dates of Test December 13, 2012-February 25 and March 27, 2013	FCC ID: L6ARFL110LW IC: 2503A-RFL110LW

Band-Edge Compliance of RF Radiated Emissions Test Results cont'd
Bluetooth Band

Channel	Freq. (MHz)	Rx Antenna		Detector	VBW	Corrected Reading (dBuV/m)	Delta Marker (dB)	Corrected Band edge (dBuV/m)	Limit (dBuV/m)	Diff. To Limit (dB)
		Type	POL.							
Low Channel, Packet Type 3-DH5										
0	2402	Horn	V	PK	1 MHz	103.1	60.55	42.55	74	-31.45
0	2402	Horn	H	PK	1 MHz	106.22	61.81	44.41	74	-29.59
0	2402	Horn	V	AVE.	10 Hz	96.04	60.55	35.49	54	-18.51
0	2402	Horn	H	AVE.	10 Hz	99.22	61.81	37.41	54	-16.59
High Channel, Packet Type 3-DH5										
78	2480	Horn	V	PK	1 MHz	103.38	60.11	43.27	74	-30.73
78	2480	Horn	H	PK	1 MHz	108.49	61.16	47.33	74	-26.67
78	2480	Horn	V	AVE.	10 Hz	96.41	60.11	36.3	54	-17.7
78	2480	Horn	H	AVE.	10 Hz	101.44	61.16	40.28	54	-13.72

See figures 2-1 to 2-12 for the plots of the Bluetooth band-edge compliance.

	EMC Test Report for the BlackBerry® smartphone Model RFL111LW APPENDIX 2	
Test Report No. RTS-6026-1302-17_rev1	Dates of Test December 13, 2012-February 25 and March 27, 2013	FCC ID: L6ARFL110LW IC: 2503A-RFL110LW

Bluetooth Band-Edge Compliance of RF Radiated Emissions cont'd

Figure 2-1: Band-Edge Compliance of RF Rad. Emissions.
Bluetooth, Single freq., Static PBRs,
DH5, Channel 0, Pol: V, Detector: PK

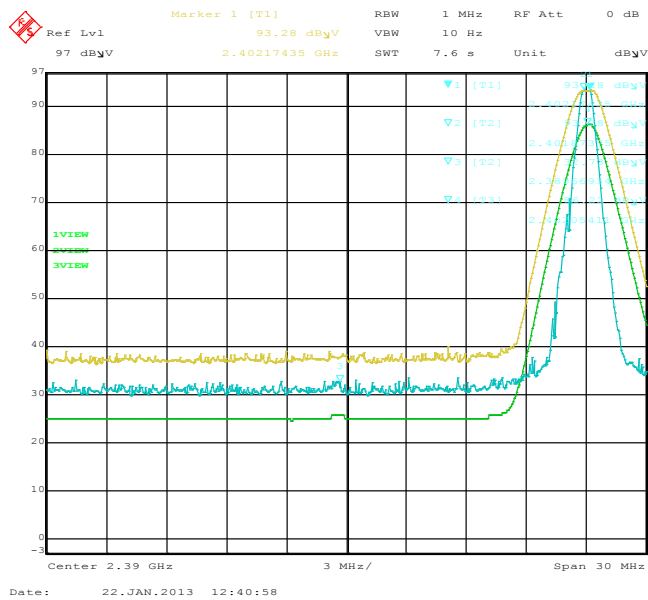


Figure 2-2: Band-Edge Compliance of RF Rad. Emissions.
Bluetooth, Single freq., Static PBRs,
DH5, Channel 0, Pol: H, Detector: PK

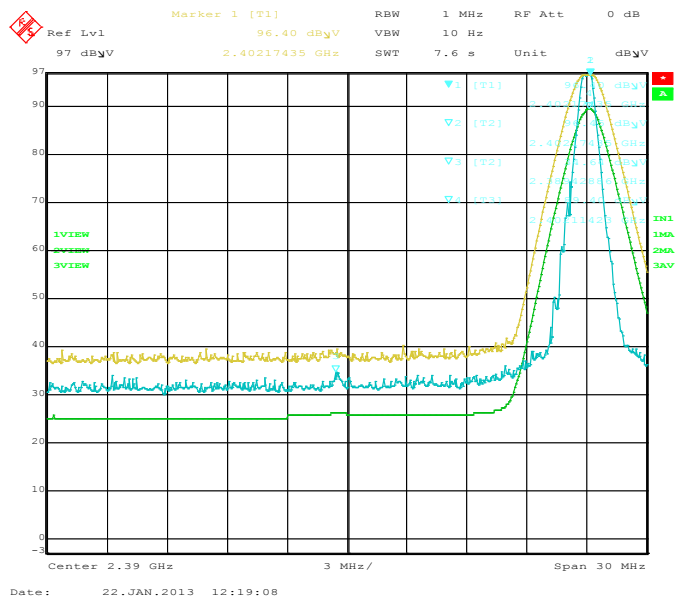


Figure 2-3: Band-Edge Compliance of RF Rad. Emissions.
Bluetooth, Single freq., Static PBRs,
DH5, Channel 78, Pol: V, Detector: PK

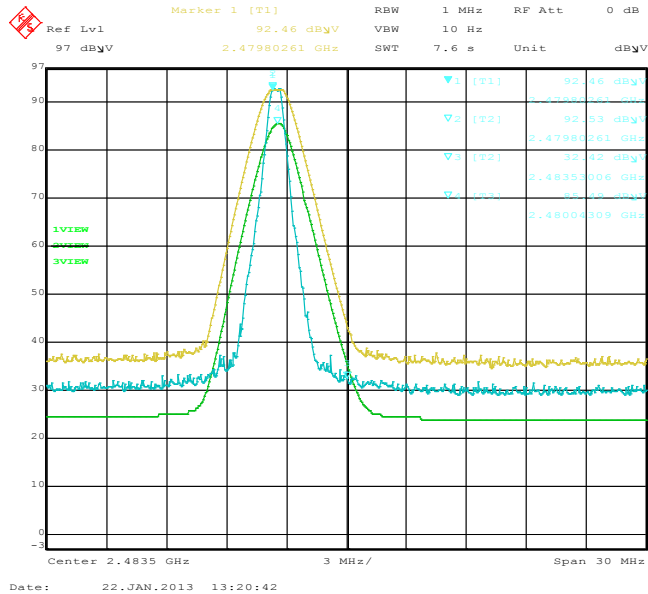
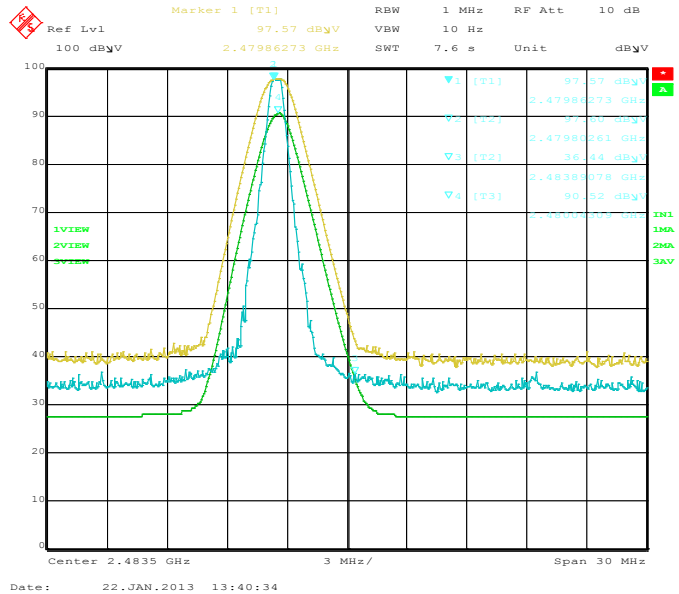



Figure 2-4: Band-Edge Compliance of RF Rad. Emissions
Bluetooth, Single freq., Static PBRs,
DH5, Channel 78, Pol: H, Detector: PK



	EMC Test Report for the BlackBerry® smartphone Model RFL111LW APPENDIX 2	
Test Report No. RTS-6026-1302-17_rev1	Dates of Test December 13, 2012-February 25 and March 27, 2013	FCC ID: L6ARFL110LW IC: 2503A-RFL110LW

Bluetooth Band-Edge Compliance of RF Radiated Emissions cont'd

Figure 2-5: Band-Edge Compliance of RF Rad. Emissions.
Bluetooth, Single freq., Static PBRs,
2-DH5, Channel 0, Pol: V, Detector: PK

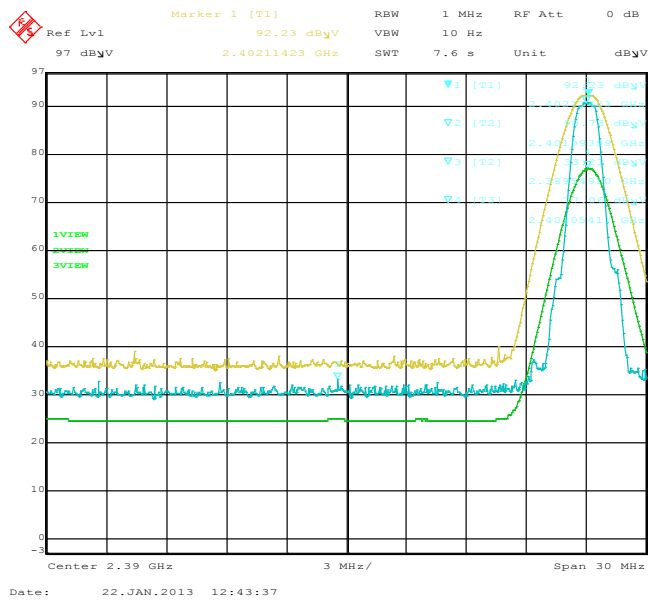


Figure 2-6: Band-Edge Compliance of RF Rad. Emissions.
Bluetooth, Single freq., Static PBRs,
2-DH5, Channel 0, Pol: H, Detector: PK

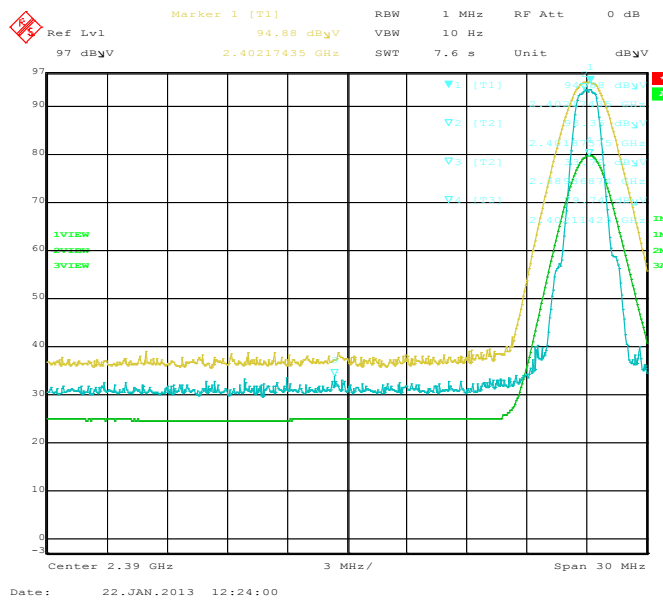


Figure 2-7: Band-Edge Compliance of RF Rad. Emissions.
Bluetooth, Single freq., Static PBRs,
2-DH5, Channel 78, Pol: V, Detector: PK

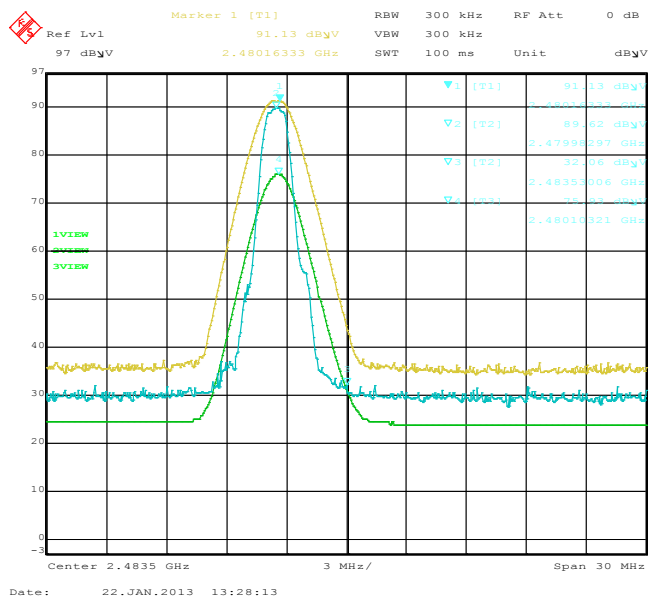
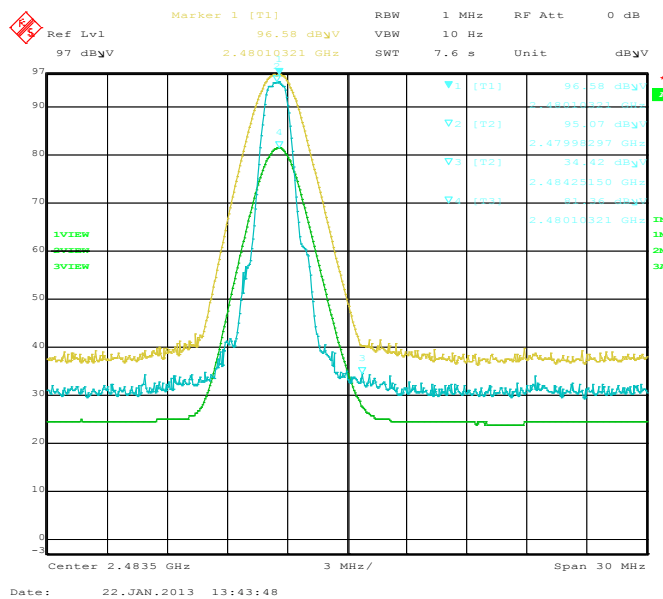


Figure 2-8: Band-Edge Compliance of RF Rad. Emissions.
Bluetooth, Single freq., Static PBRs,
2-DH5, Channel 78, Pol: H, Detector: PK



	EMC Test Report for the BlackBerry® smartphone Model RFL111LW APPENDIX 2	
Test Report No. RTS-6026-1302-17_rev1	Dates of Test December 13, 2012-February 25 and March 27, 2013	FCC ID: L6ARFL110LW IC: 2503A-RFL110LW

Bluetooth Band-Edge Compliance of RF Radiated Emissions cont'd

Figure 2-9: Band-Edge Compliance of RF Rad. Emissions.
Bluetooth, Single freq., Static PBRs,
3-DH5, Channel 0, Pol: V, Detector: PK

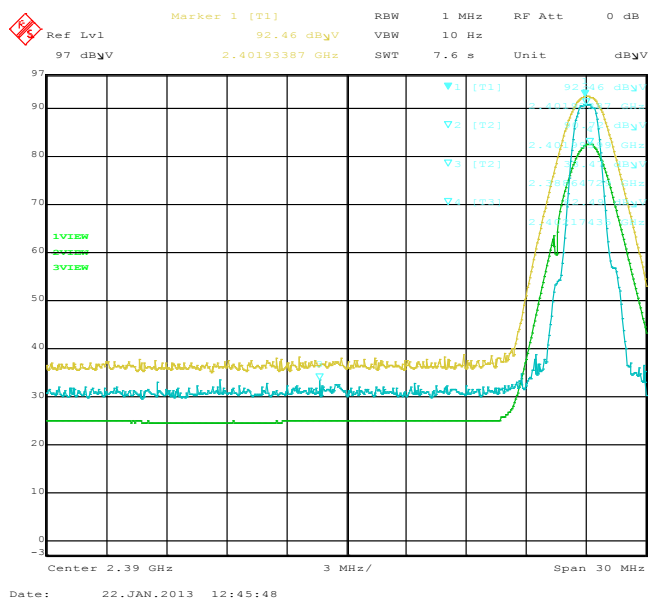


Figure 2-10: Band-Edge Compliance of RF Rad. Emissions.
Bluetooth, Single freq., Static PBRs,
3-DH5, Channel 0, Pol: H, Detector: PK

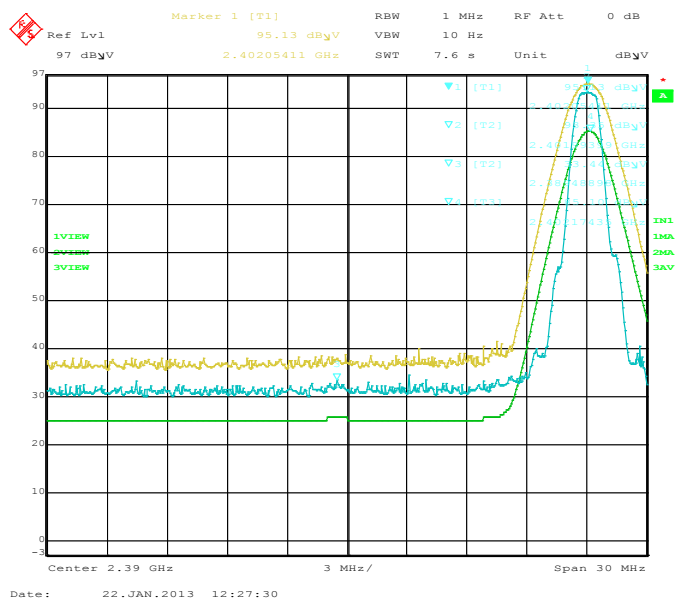


Figure 2-11: Band-Edge Compliance of RF Rad. Emissions.
Bluetooth, Single freq., Static PBRs,
3-DH5, Channel 78, Pol: V, Detector: PK

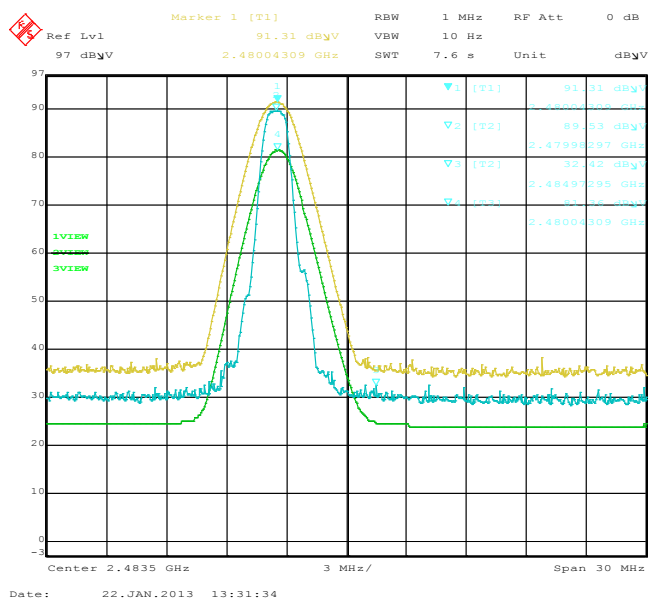
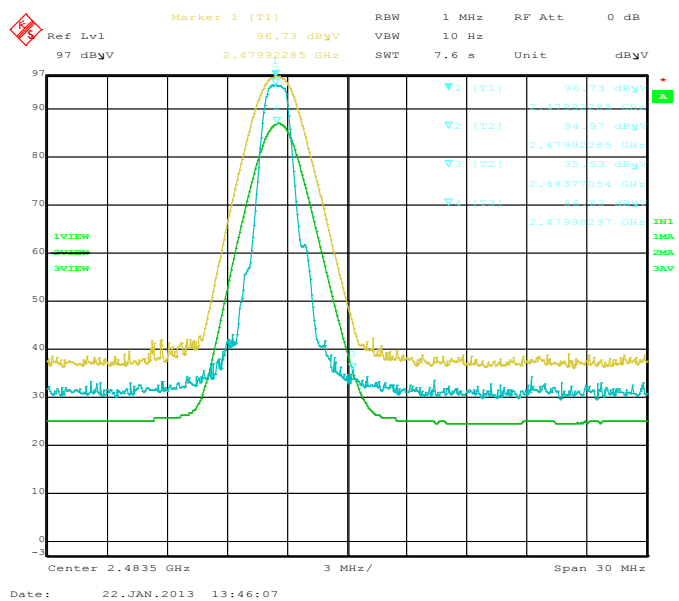



Figure 2-12: Band-Edge Compliance of RF Rad. Emissions.
Bluetooth, Single freq., Static PBRs,
3-DH5, Channel 78, Pol: H, Detector: PK



	EMC Test Report for the BlackBerry® smartphone Model RFL111LW APPENDIX 2	
Test Report No. RTS-6026-1302-17_rev1	Dates of Test December 13, 2012-February 25 and March 27, 2013	FCC ID: L6ARFL110LW IC: 2503A-RFL110LW

Radiated Emissions Test Results cont'd
Bluetooth Low Energy Band

Date of Test: January 09, 2013
Measurements were performed by Feras Obeid.

The environmental test conditions were: Temperature: 25.2 °C
Relative Humidity: 17.4 %

The test distance was 3.0 metres with a EUT height of 0.8 metres, and sweep frequency of 30 MHz to 1 GHz.

The BlackBerry® smartphone in Bluetooth Low Energy Tx mode was in horizontal position.

The frequency sweep measurements were performed in single frequency mode on channels 0, 20 and 39.

All other emissions had a test margin of greater than 25.0 dB.

Date of Test: January 02, 17-18, 2013
Measurements were performed by Heng Lin.


The environmental test conditions were: Temperature: 24.7-25 .5°C
Relative Humidity: 18.1-20.0%

The test distance was 3.0 metres with a EUT height of 0.8 metres, and sweep frequency of 1GHz to 25GHz.

The BlackBerry® smartphone in Bluetooth Low Energy Tx mode was in horizontal down position.

The frequency sweep measurements were performed in single frequency mode on channels 0, 20 and 39.

All other emission levels were at least 25 dB below the limit.

	EMC Test Report for the BlackBerry® smartphone Model RFL111LW APPENDIX 2	
Test Report No. RTS-6026-1302-17_rev1	Dates of Test December 13, 2012-February 25 and March 27, 2013	FCC ID: L6ARFL110LW IC: 2503A-RFL110LW

Band-Edge Compliance of RF Radiated Emissions Test Results
Bluetooth Low Energy Band

Date of test: January 22, 2013
Measurements were performed by Savtej Sandhu.


The environmental test conditions were: Temperature: 26.4° C
Relative Humidity: 13 %

The BlackBerry® smartphone was in horizontal position.

The test distance was 3.0 metres.

Channel	Freq. (MHz)	Rx Antenna		Detector	VBW	Corrected Reading (dBuV/m)	Delta Marker (dB)	Corrected Band edge (dBuV/m)	Limit (dBuV/m)	Diff. To Limit (dB)
		Type	POL.							
Low Channel, LE										
0	2402	Horn	V	PK	1 MHz	99.28	57.36	41.92	74	-32.08
0	2402	Horn	H	PK	1 MHz	102.32	59.69	42.63	74	-31.37
0	2402	Horn	V	AVE.	10 Hz	94.58	57.36	37.22	54	-16.78
0	2402	Horn	H	AVE.	10 Hz	97.55	59.69	37.86	54	-16.14
High Channel, LE										
39	2480	Horn	V	PK	1 MHz	98.67	55.61	43.06	74	-30.94
39	2480	Horn	H	PK	1 MHz	104.09	59.11	44.98	74	-29.02
39	2480	Horn	V	AVE.	10 Hz	93.91	55.61	38.3	54	-15.7
39	2480	Horn	H	AVE.	10 Hz	99.34	59.11	40.23	54	-13.77

See figures 2-13 to 2-16 for the plots of the Bluetooth Low Energy band-edge compliance.

	EMC Test Report for the BlackBerry® smartphone Model RFL111LW APPENDIX 2	
Test Report No. RTS-6026-1302-17_rev1	Dates of Test December 13, 2012-February 25 and March 27, 2013	FCC ID: L6ARFL110LW IC: 2503A-RFL110LW

Bluetooth Low Energy Band-Edge Compliance of RF Radiated Emissions cont'd

Figure 2-13: Band-Edge Compliance of RF Rad. Emissions.
Bluetooth Low Energy, Single freq.,
LE, Channel 0, Pol: V, Detector: PK

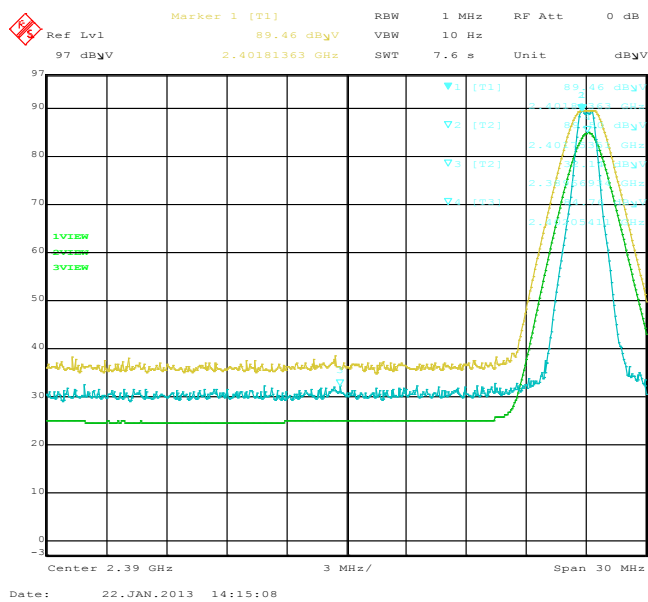


Figure 2-14: Band-Edge Compliance of RF Rad. Emissions.
Bluetooth Low Energy, Single freq.,
LE, Channel 0, Pol: H, Detector: PK

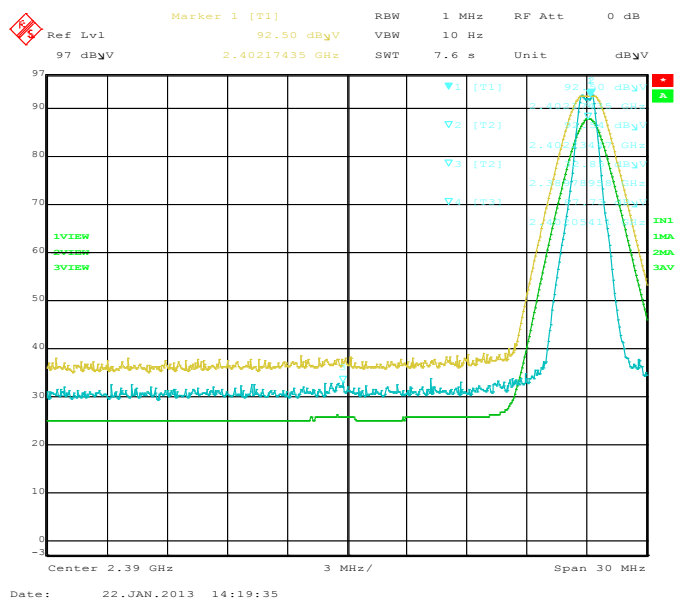


Figure 2-15: Band-Edge Compliance of RF Rad. Emissions.
Bluetooth Low Energy, Single freq.,
LE, Channel 39, Pol: V, Detector: PK

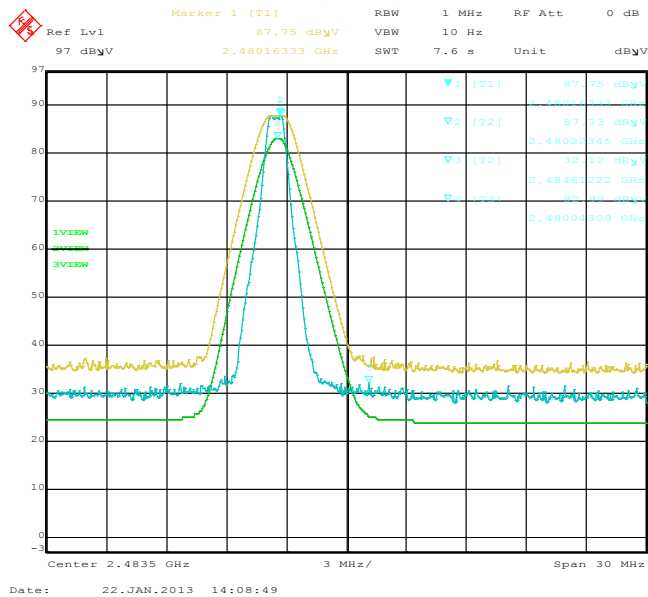
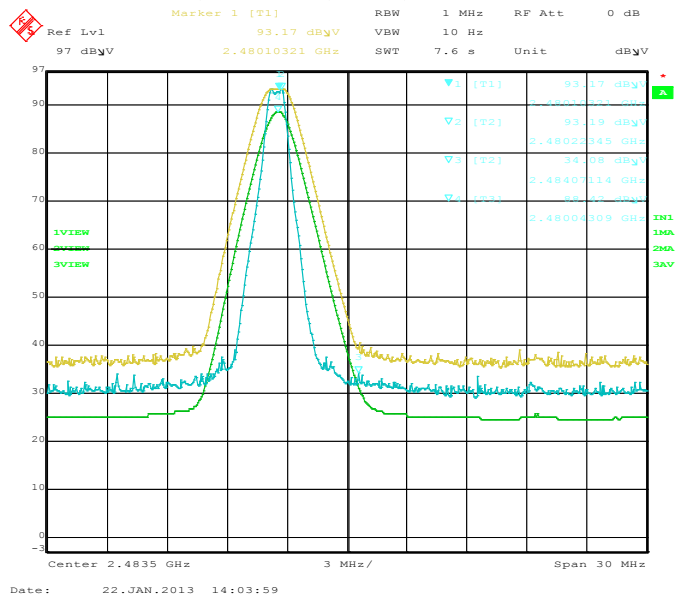



Figure 2-16: Band-Edge Compliance of RF Rad. Emissions.
Bluetooth Low Energy, Single freq.,
LE, Channel 39, Pol: H, Detector: PK



	EMC Test Report for the BlackBerry® smartphone Model RFL111LW APPENDIX 2	
Test Report No. RTS-6026-1302-17_rev1	Dates of Test December 13, 2012-February 25 and March 27, 2013	FCC ID: L6ARFL110LW IC: 2503A-RFL110LW

Radiated Emissions Test Results cont'd
802.11b/g/n Band

Date of Test: January 09- 10, 2013
Measurements performed by Feras Obeid


The environmental test conditions were: Temperature: 25.1-25.6 °C
Relative Humidity: 16.5-17.6%

The test distance was 3.0 metres with a EUT height of 0.8 metres, and sweep frequency of 30 MHz to 1 GHz.

The BlackBerry® smartphone was in USB up position.

The frequency sweep measurements were performed in 802.11b Tx mode at 1 Mbps on channels 1, 6 and 11, in 802.11g Tx mode at 6 Mbps on channels 1, 6 and 11, and in 802.11n Tx mode at MCS 0 on channels 1, 6 and 11.

All other emission levels were at least 25 dB below the limit.

	EMC Test Report for the BlackBerry® smartphone Model RFL111LW APPENDIX 2	
Test Report No. RTS-6026-1302-17_rev1	Dates of Test December 13, 2012-February 25 and March 27, 2013	FCC ID: L6ARFL110LW IC: 2503A-RFL110LW

Date of Test: December 13-17, 2012, and January 04-18, 2013

Measurements performed by Masud Attayi, Mahmood Ahmed, and Heng Lin.

The environmental test conditions were: Temperature: 24.6 – 25.7 °C
Relative Humidity: 19.3- 22.0 %

The test distance was 3.0 metres with a EUT height of 0.8 metres, and sweep frequency of 1GHz to 25GHz.


The BlackBerry® smartphone was in horizontal position.

The frequency sweep measurements were performed in 802.11b Tx mode at 1 Mbps on channels 1, 6 and 11, in 802.11g Tx mode at 6 Mbps on channels 1, 6 and 11, and in 802.11n Tx mode at MCS 0 on channels 1, 6 and 11.

All emissions had a test margin of greater than 25.0 dB.

Frequency (MHz)	Channel Of Occurrence	Antenna		Test Angle (Deg.)	Detector (PK or QP)	Measured Level (dBµV)	Correction Factor for preamp/antenna/ cables/ filter (dB)	Field Strength Level (reading+corr) (dBm)	Limit @ 3.0 m (dBm)	Test Margin (dB)
		Pol. (V/H)	Height (meters)							
7385.6	11B	V	1.00	180.00	PK	32.32	16.82	49.14	74.00	-24.86
7384.0	11B	V	1.00	180.00	PK	25.01	16.85	41.86	54.00	-12.14

All other emission levels were at least 25 dB below the limit.

	EMC Test Report for the BlackBerry® smartphone Model RFL111LW APPENDIX 2	
Test Report No. RTS-6026-1302-17_rev1	Dates of Test December 13, 2012-February 25 and March 27, 2013	FCC ID: L6ARFL110LW IC: 2503A-RFL110LW

802.11b/g/n Band-Edge Compliance of RF Radiated Emissions

Date of Tests: February 25, 2013

Measurements performed by Savtej Sandhu.

The environmental test conditions were: Temperature: 24 °C
Relative Humidity: 34 %


802.11b Band

The measurements were performed on BlackBerry® smartphone in standalone, USB up configuration on channels 1 and 11 for 802.11b mode at 1 Mbps.

The test distance was 3 metres.

Channel	Freq. (MHz)	Rx Antenna		Detector	VBW	Carrier Freq Reading (dBuV)	Peak Corrected Reading (dBuV/m)	Delta Marker (dB)	Corrected Band edge (dBuV/m)	Limit (dBuV/m)	Diff. To Limit (dB)
		Type	POL.								
1.0	2412.00	Horn	V	PK	1MHz	91.05	100.87	46.55	54.32	74.00	-19.68
1.0	2412.00	Horn	H	PK	1MHz	98.36	108.18	49.31	58.87	74.00	-15.13
1.0	2412.00	Horn	V	AV	10 Hz	87.86	97.68	57.34	40.34	54.00	-13.66
1.0	2412.00	Horn	H	AV	10 Hz	94.72	104.54	57.26	47.28	54.00	-6.72

Channel	Freq. (MHz)	Rx Antenna		Detector	VBW	Carrier Freq Reading (dBuV)	Peak Corrected Reading (dBuV/m)	Delta Marker (dB)	Corrected Band edge (dBuV/m)	Limit (dBuV/m)	Diff. To Limit (dB)
		Type	POL.								
11.0	2462.00	Horn	V	PK	1MHz	92.97	103.89	48.11	55.78	74.00	-18.22
11.0	2462.00	Horn	H	PK	1MHz	98.59	109.51	49.34	60.17	74.00	-13.83
11.0	2462.00	Horn	V	AV	10 Hz	89.81	100.73	57.55	43.18	54.00	-10.82
11.0	2462.00	Horn	H	AV	10 Hz	95.35	106.27	57.07	49.20	54.00	-4.80

	EMC Test Report for the BlackBerry® smartphone Model RFL111LW APPENDIX 2	
Test Report No. RTS-6026-1302-17_rev1	Dates of Test December 13, 2012-February 25 and March 27, 2013	FCC ID: L6ARFL110LW IC: 2503A-RFL110LW


802.11g Band

The measurements were performed on the BlackBerry® smartphone in standalone, USB up configuration on channels 1 and 11 for 802.11g mode at 6 Mbps.

The test distance was 3 metres.

Channel	Freq. (MHz)	Rx Antenna		Detector	VBW	Carrier Freq Reading (dBuV)	Peak Corrected Reading (dBuV/m)	Delta Marker (dB)	Corrected Band edge (dBuV/m)	Limit (dBuV/m)	Diff. To Limit (dB)
		Type	POL.								
1.0	2412.00	Horn	V	PK	1MHz	90.72	100.54	38.92	61.62	74.00	-12.38
1.0	2412.00	Horn	H	PK	1MHz	97.99	107.81	40.09	67.72	74.00	-6.28
1.0	2412.00	Horn	V	AV	10 Hz	81.49	91.31	48.47	42.84	54.00	-11.16
1.0	2412.00	Horn	H	AV	10 Hz	88.75	98.57	48.07	50.50	54.00	-3.50

Channel	Freq. (MHz)	Rx Antenna		Detector	VBW	Carrier Freq Reading (dBuV)	Peak Corrected Reading (dBuV/m)	Delta Marker (dB)	Corrected Band edge (dBuV/m)	Limit (dBuV/m)	Diff. To Limit (dB)
		Type	POL.								
11.0	2462.00	Horn	V	PK	1MHz	89.79	100.71	43.71	57.00	74.00	-17.00
11.0	2462.00	Horn	H	PK	1MHz	95.15	106.07	41.99	64.08	74.00	-9.92
11.0	2462.00	Horn	V	AV	10 Hz	80.33	91.25	48.90	42.35	54.00	-11.65
11.0	2462.00	Horn	H	AV	10 Hz	85.91	96.83	48.90	47.93	54.00	-6.07

	EMC Test Report for the BlackBerry® smartphone Model RFL111LW APPENDIX 2	
Test Report No. RTS-6026-1302-17_rev1	Dates of Test December 13, 2012-February 25 and March 27, 2013	FCC ID: L6ARFL110LW IC: 2503A-RFL110LW

802.11n Band

The measurements were performed on the BlackBerry® smartphone in standalone, USB up configuration on channels 1 and 11 for 802.11n mode at MCS 0.

The test distance was 3 metres.

Channel	Freq. (MHz)	Rx Antenna		Detector	VBW	Carrier Freq Reading (dBuV)	Peak Corrected Reading (dBuV/m)	Delta Marker (dB)	Corrected Band edge (dBuV/m)	Limit (dBuV/m)	Diff. To Limit (dB)
		Type	POL.								
1.0	2412.00	Horn	V	PK	1MHz	90.22	100.04	37.72	62.32	74.00	-11.68
1.0	2412.00	Horn	H	PK	1MHz	98.69	108.51	37.21	71.30	74.00	-2.70
1.0	2412.00	Horn	V	AV	10 Hz	81.08	90.90	47.37	43.53	54.00	-10.47
1.0	2412.00	Horn	H	AV	10 Hz	88.31	98.13	46.77	51.36	54.00	-2.64

Channel	Freq. (MHz)	Rx Antenna		Detector	VBW	Carrier Freq Reading (dBuV)	Peak Corrected Reading (dBuV/m)	Delta Marker (dB)	Corrected Band edge (dBuV/m)	Limit (dBuV/m)	Diff. To Limit (dB)
		Type	POL.								
11.0	2462.00	Horn	V	PK	1 MHz	89.1	100.02	41.41	58.61	74.00	-15.39
11.0	2462.00	Horn	H	PK	1 MHz	95.13	106.05	41.69	64.36	74.00	-9.64
11.0	2462.00	Horn	V	AV	10 Hz	80.19	91.11	47.93	43.18	54.00	-10.82
11.0	2462.00	Horn	H	AV	10 Hz	85.54	96.46	48.08	48.38	54.00	-5.62

See figures 2-17 to 2-20 for the plots of the 802.11b band-edge compliance.

See figures 2-21 to 2-24 for the plots of the 802.11g band-edge compliance.

See figures 2-25 to 2-28 for the plots of the 802.11n band-edge compliance.

	EMC Test Report for the BlackBerry® smartphone Model RFL111LW APPENDIX 2	
Test Report No. RTS-6026-1302-17_rev1	Dates of Test December 13, 2012-February 25 and March 27, 2013	FCC ID: L6ARFL110LW IC: 2503A-RFL110LW

802.11b/g/n Band-Edge Compliance of RF Radiated Emissions cont'd

Figure 2-17: Band-Edge Compliance of RF Radiated Emission
802.11b, Channel 1, 2412 MHz, Max Pol: V,
Detector: PK

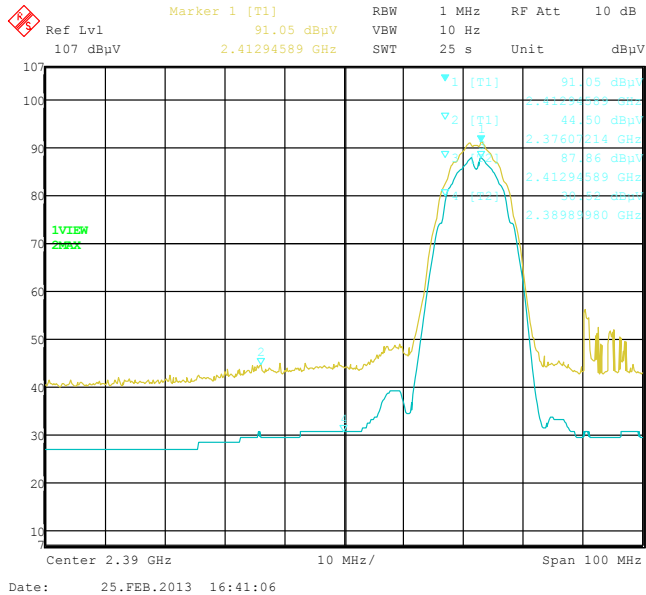


Figure 2-18: Band-Edge Compliance of RF Radiated Emission
802.11b, Channel 1, 2412 MHz, Max Pol: H,
Detector: PK

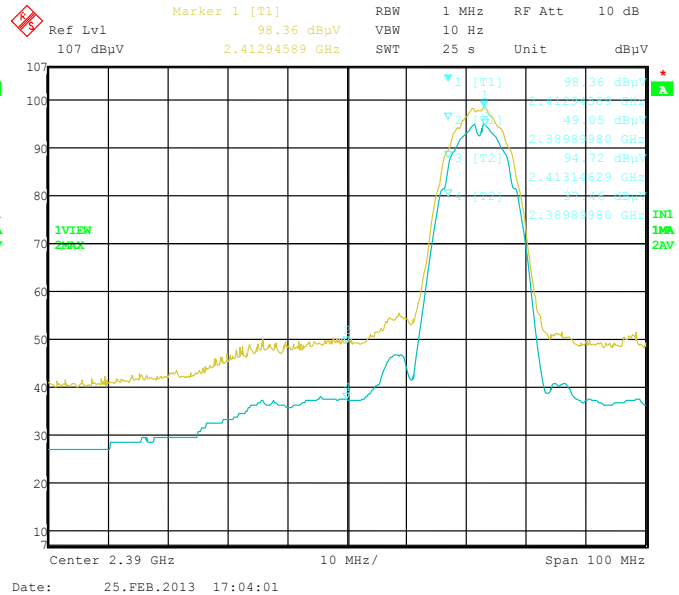


Figure 2-19: Band-Edge Compliance of RF Radiated Emission
802.11b, Channel 11, 2462 MHz, Max Pol: V,
Detector: PK

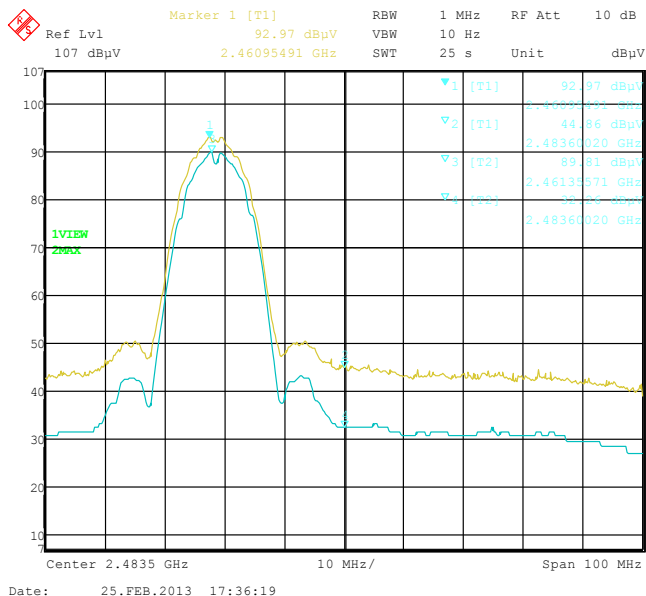
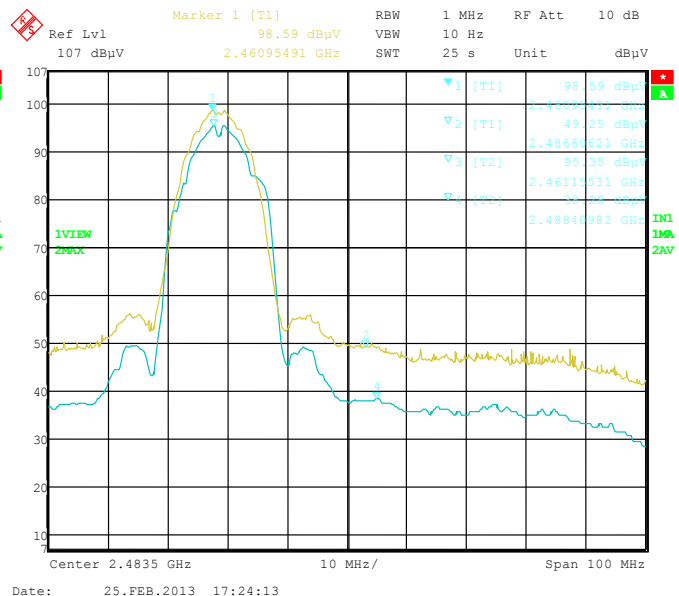


Figure 2-20: Band-Edge Compliance of RF Radiated Emission
802.11b, Channel 11, 2462 MHz, Max Pol: H,
Detector: PK



	EMC Test Report for the BlackBerry® smartphone Model RFL111LW APPENDIX 2	
Test Report No. RTS-6026-1302-17_rev1	Dates of Test December 13, 2012-February 25 and March 27, 2013	FCC ID: L6ARFL110LW IC: 2503A-RFL110LW

Figure 2-21: Band-Edge Compliance of RF Radiated Emission
802.11g, Channel 1, 2412 MHz, Max Pol: V,
Detector: PK

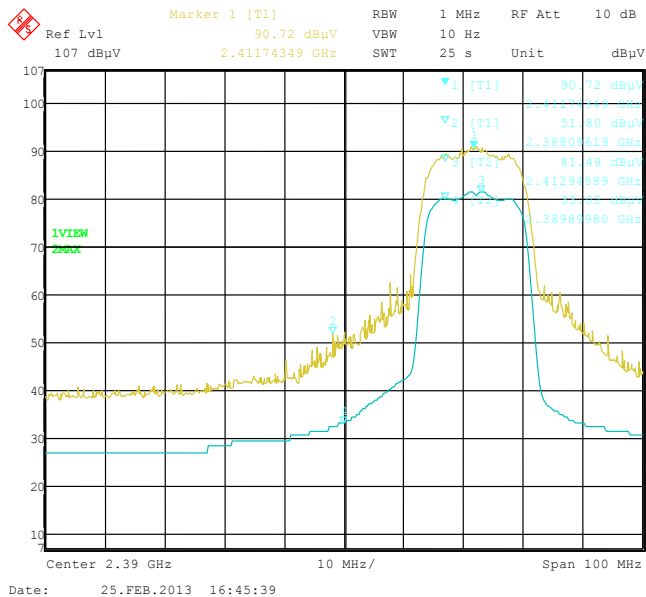


Figure 2-22: Band-Edge Compliance of RF Radiated Emission
802.11g, Channel 1, 2412 MHz, Max Pol: H,
Detector: PK

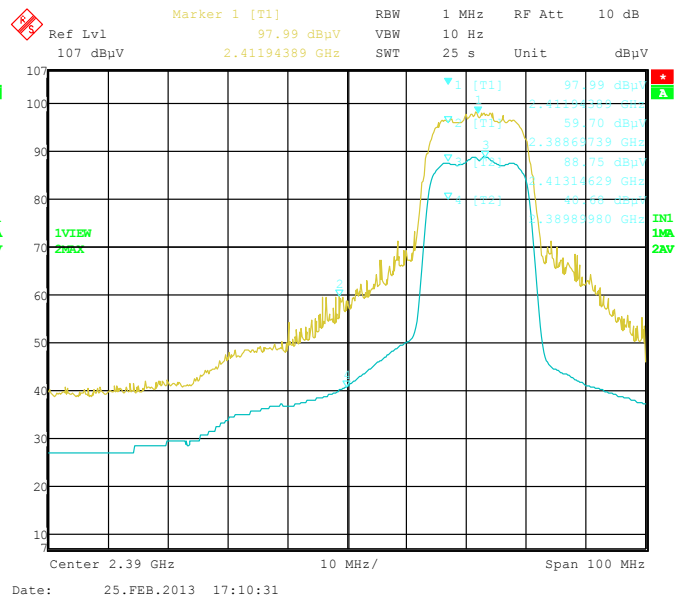


Figure 2-23: Band-Edge Compliance of RF Radiated Emission
802.11g, Channel 11, 2462 MHz, Max Pol: V,
Detector: PK

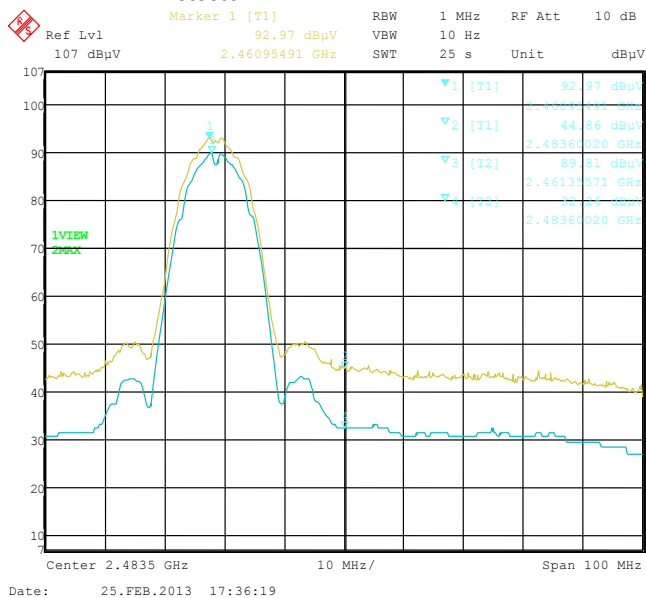
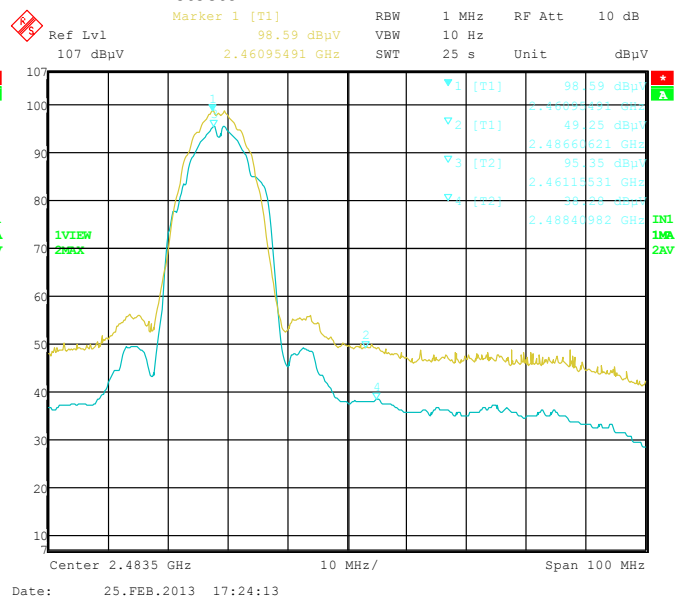


Figure 2-24: Band-Edge Compliance of RF Radiated Emission
802.11g, Channel 11, 2462 MHz, Max Pol: H,
Detector: PK



	EMC Test Report for the BlackBerry® smartphone Model RFL111LW APPENDIX 2	
Test Report No. RTS-6026-1302-17_rev1	Dates of Test December 13, 2012-February 25 and March 27, 2013	FCC ID: L6ARFL110LW IC: 2503A-RFL110LW

Figure 2-25: Band-Edge Compliance of RF Radiated Emission
802.11n, Channel 1, 2412 MHz, Max Pol: V,
Detector: PK

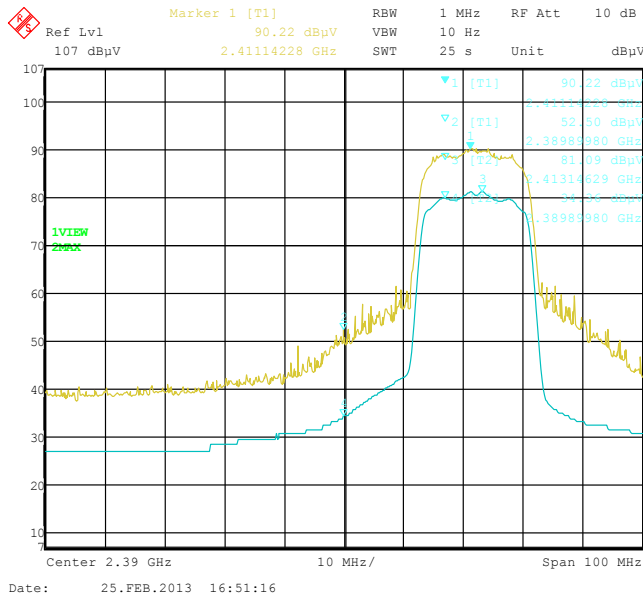


Figure 2-26: Band-Edge Compliance of RF Radiated Emission
802.11n, Channel 1, 2412 MHz, Max Pol: H,
Detector: PK

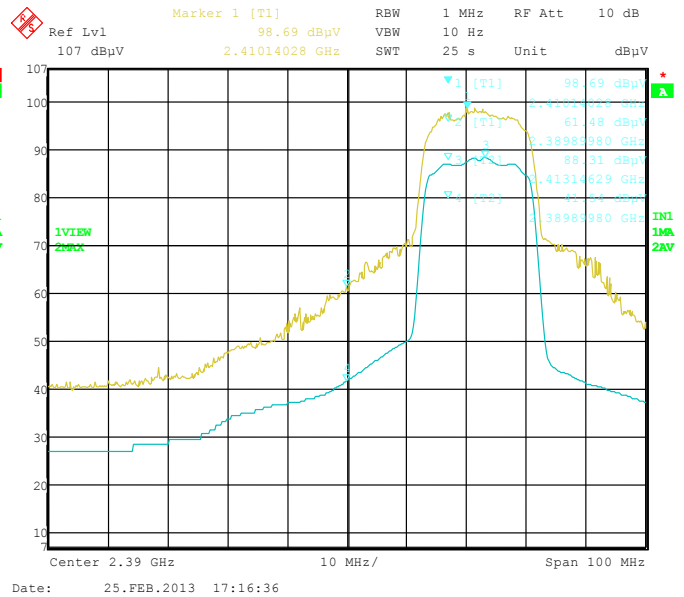


Figure 2-27: Band-Edge Compliance of RF Radiated Emission
802.11n, Channel 11, 2462 MHz, Max Pol: V,
Detector: PK

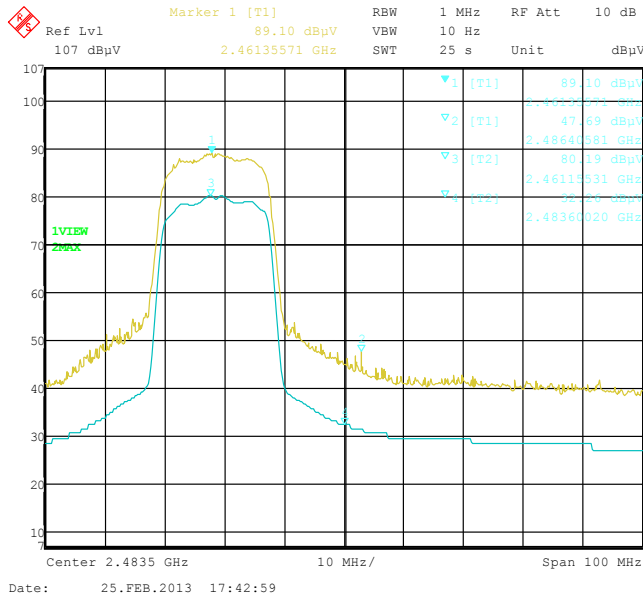
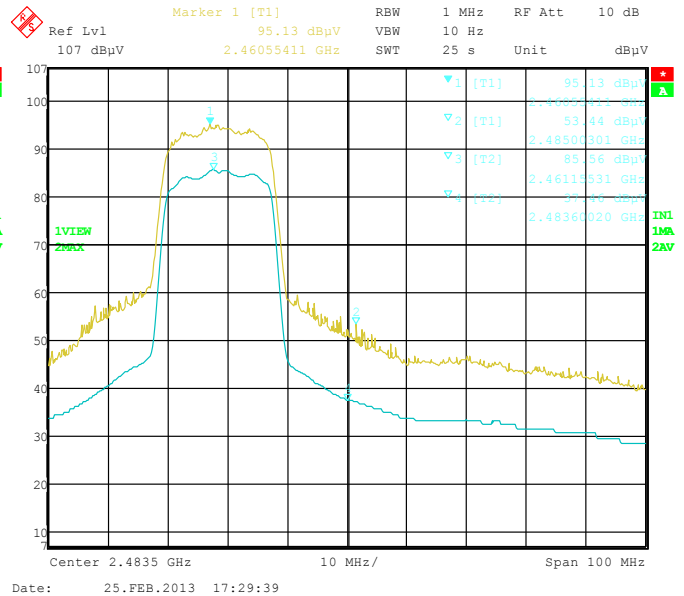




Figure 2-28: Band-Edge Compliance of RF Radiated Emission
802.11n, Channel 11, 2462 MHz, Max Pol: H,
Detector: PK



	EMC Test Report for the BlackBerry® smartphone Model RFL111LW APPENDIX 3	
Test Report No. RTS-6026-1302-17_rev1	Dates of Test December 13, 2012-February 25 and March 27, 2013	FCC ID: L6ARFL110LW IC: 2503A-RFL110LW

APPENDIX 3 – 802.11a/n RADIATED EMISSIONS TEST DATA

	EMC Test Report for the BlackBerry® smartphone Model RFL111LW APPENDIX 3	
Test Report No. RTS-6026-1302-17_rev1	Dates of Test December 13, 2012-February 25 and March 27, 2013	FCC ID: L6ARFL110LW IC: 2503A-RFL110LW

Radiated Emissions Test Results
802.11a Band

Date of Test: January 25, 2013

Measurements were performed by Savtej Sandhu


The environmental test conditions were: Temperature: 25.6 °C
Relative Humidity: 16.5 %

The test distance was 3.0 metres with a EUT height of 0.8 metres, and sweep frequency of 30 MHz to 1 GHz.

The BlackBerry® smartphone was in USB up position.

The frequency sweep measurements were performed in 802.11a Tx mode at 6 Mbps on channels 36, 48, 64, 100, 140 and 165.

All other emission levels were at least 25 dB below the limit.

	EMC Test Report for the BlackBerry® smartphone Model RFL111LW APPENDIX 3	
Test Report No. RTS-6026-1302-17_rev1	Dates of Test December 13, 2012-February 25 and March 27, 2013	FCC ID: L6ARFL110LW IC: 2503A-RFL110LW

Radiated Emissions Test Results 802.11a Band

Date of Test: December 17, 2012 January 07-30, 2013

Measurements were performed by Masud Attayi, Mahmood Ahmed, and Heng Lin.

The environmental test conditions were: Temperature: 24.9-26 °C
Relative Humidity: 19.3-36.9 %


The test distance was 3.0 metres with a EUT height of 0.8 metres, and sweep frequency of 1GHz to 40GHz.

The BlackBerry® smartphone was in horizontal position.

The frequency sweep measurements were performed in 802.11a Tx mode at 6 Mbps on channels 36, 48, 64, 100, 140 and 165.

Frequency (MHz)	Channel Of Occurrence	Antenna		Test Angle (Deg.)	Detector (PK or QP)	Measured Level (dBμV)	Correction Factor for preamp/antenna/ cables/ filter (dB)	Field Strength Level (reading+corr) (dBm)	Limit @ 3.0 m (dBm)	Test Margin (dB)
		Pol. (V/H)	Height (meters)							
7093.432	64A	V	2.00	196.00	PK	25.14	16.03	41.17	54.00	-12.83
10365.03 2	36A	V	1.00	203.00	PK	30.71	22.49	53.21	74.00	-20.80
10360.67 2	36A	V	1.00	193.00	PK	19.75	22.59	42.34	54.00	-11.67
7093.432	64A	V	2.00	196.00	PK	25.14	16.03	41.17	54.00	-12.83

All other emission levels were at least 25 dB below the limit.

	EMC Test Report for the BlackBerry® smartphone Model RFL111LW APPENDIX 3	
Test Report No. RTS-6026-1302-17_rev1	Dates of Test December 13, 2012-February 25 and March 27, 2013	FCC ID: L6ARFL110LW IC: 2503A-RFL110LW

Radiated Emissions Test Results cont'd
802.11n Band

Date of Test: January 25, 2013
Measurements were performed by Savtej Sandhu.


The environmental test conditions were: Temperature: 25.6 °C
Relative Humidity: 16.5 %

The test distance was 3.0 metres with a EUT height of 0.8 metres, and sweep frequency of 30 MHz to 1 GHz.

The BlackBerry® smartphone was in USB up position.

The frequency sweep measurements were performed in 802.11n Tx mode at MCS 0 on channels 36, 64 and 165.

All other emission levels were at least 25 dB below the limit.

	EMC Test Report for the BlackBerry® smartphone Model RFL111LW APPENDIX 3	
Test Report No. RTS-6026-1302-17_rev1	Dates of Test December 13, 2012-February 25 and March 27, 2013	FCC ID: L6ARFL110LW IC: 2503A-RFL110LW

Radiated Emissions Test Results cont'd
802.11n Band

Date of Test: December 17, 2012 and January 07-30, 2013
Measurements were performed by Mahmood Ahmed and Heng Lin

The environmental test conditions were: Temperature: 24.9 - 26 °C
Relative Humidity: 17.2 – 36.9%


The test distance was 3.0 metres with a EUT height of 0.8 metres, and sweep frequency of 1GHz to 40GHz.

The BlackBerry® smartphone was in horizontal position.

The frequency sweep measurements were performed in 802.11n Tx mode at MCS 0 on channels 36, 48, 64, 100, 140 and 165.

All Frequency (MHz)	Channel Of Occurrence	Antenna		Test Angle (Deg.)	Detector (PK or QP)	Measured Level (dBµV)	Correction Factor for preamp/antenna/cables/ filter (dB)	Field Strength Level (reading+corr) (dBm)	Limit @ 3.0 m (dBm)	Test Margin (dB)
		Pol. (V/H)	Height (meters)							
7093.368	64N	V	2.00	194.00	PK	33.30	16.03	49.33	74.00	-24.67
7093.456	64N	V	1.00	182.00	PK	24.19	16.03	40.22	54.00	-13.78
10361.712	36N	V	1.00	192.00	PK	30.75	22.57	53.31	74.00	-20.69
10360.184	36N	V	1.00	184.00	PK	18.90	22.60	41.50	54.00	-12.50

All other emission levels were at least 25 dB below the limit.

	EMC Test Report for the BlackBerry® smartphone Model RFL111LW APPENDIX 3	
Test Report No. RTS-6026-1302-17_rev1	Dates of Test December 13, 2012-February 25 and March 27, 2013	FCC ID: L6ARFL110LW IC: 2503A-RFL110LW

802.11a Band-Edge Compliance of RF Radiated Emissions

Date of Tests: February 25, 2013

Measurements performed by Savtej Sandhu.

The environmental test conditions were: Temperature: 26.4 °C

Relative Humidity: 13 %

The measurements were performed on BlackBerry® smartphone in standalone, USB up configuration on channels 36, 64, 100, 140, 149 and 165 for 802.11a mode at 6 Mbps.

The test distance was 3 metres.

Centre at Band-Edge: 5150 MHz

Channel	Freq. (MHz)	Rx Antenna		Detector	VBW	Carrier Freq Reading (dBuV)	Peak Corrected Reading (dBuV/m)	Delta Marker (dB)	Corrected Band edge (dBuV/m)	Limit (dBuV/m)	Diff. To Limit (dB)
		Type	POL.								
36.0	5180.0	Horn	V	PK	1 MHz	78.44	101.65	38.91	62.74	74.00	-11.26
36.0	5180.0	Horn	H	PK	1 MHz	88.33	111.54	46.74	64.80	74.00	-9.20
36.0	5180.0	Horn	V	AV	10 Hz	69.64	92.85	42.64	50.21	54.00	-3.79
36.0	5180.0	Horn	H	AV	10 Hz	78.89	102.10	49.39	52.71	54.00	-1.29

Centre at Band-Edge: 5350 MHz

Channel	Freq. (MHz)	Rx Antenna		Detector	VBW	Carrier Freq Reading (dBuV)	Peak Corrected Reading (dBuV/m)	Delta Marker (dB)	Corrected Band edge (dBuV/m)	Limit (dBuV/m)	Diff. To Limit (dB)
		Type	POL.								
64.0	5320.0	Horn	V	PK	1 MHz	75.86	99.82	35.40	64.42	74.00	-9.58
64.0	5320.0	Horn	H	PK	1 MHz	87.70	111.66	46.10	65.56	74.00	-8.44
64.0	5320.0	Horn	V	AV	10 Hz	67.08	91.04	40.08	50.96	54.00	-3.04
64.0	5320.0	Horn	H	AV	10 Hz	77.60	101.56	48.10	53.46	54.00	-0.54

Centre at Band-Edge: 5460 MHz

Channel	Freq. (MHz)	Rx Antenna		Detector	VBW	Carrier Freq Reading (dBuV)	Peak Corrected Reading (dBuV/m)	Delta Marker (dB)	Corrected Band edge (dBuV/m)	Limit (dBuV/m)	Diff. To Limit (dB)
		Type	POL.								
100.00	5500.0	Horn	V	PK	1 MHz	72.51	97.56	32.59	64.97	74.00	-9.03
100.00	5500.0	Horn	H	PK	1 MHz	82.36	107.41	41.19	66.22	74.00	-7.78
100.00	5500.0	Horn	V	AV	10 Hz	63.30	88.35	36.30	52.05	54.00	-1.95
100.00	5500.0	Horn	H	AV	10 Hz	73.2	98.25	44.86	53.39	54.00	-0.61

BlackBerry	EMC Test Report for the BlackBerry® smartphone Model RFL111LW APPENDIX 3	
Test Report No. RTS-6026-1302-17_rev1	Dates of Test December 13, 2012-February 25 and March 27, 2013	FCC ID: L6ARFL110LW IC: 2503A-RFL110LW

802.11a Band-Edge Compliance of RF Radiated Emissions cont'd

Centre at Band-Edge: 5725 MHz

Channel	Freq. (MHz)	Rx Antenna		Detector	VBW	Carrier Freq Reading (dBuV)	Peak Corrected Reading (dBuV/m)	Delta Marker (dB)	Corrected Band edge (dBuV/m)	Limit (dBuV/m)	Diff. To Limit (dB)
		Type	POL.								
140.0	5700.0	Horn	V	PK	1 MHz	80.25	105.69	39.43	66.26	68.20	-1.94
140.0	5700.0	Horn	H	PK	1 MHz	83.35	108.79	42.35	66.44	68.20	-1.76

Centre at Band-Edge: 5725 MHz

Channel	Freq. (MHz)	Rx Antenna		Detector	VBW	Carrier Freq Reading (dBuV)	Peak Corrected Reading (dBuV/m)	Delta Marker (dB)	Corrected Band edge (dBuV/m)	Limit (dBuV/m)	Diff. To Limit (dB)
		Type	POL.								
149.00	5745.0	Horn	V	PK	1 MHz	80.96	106.80	40.16	66.64	78.20	-11.56
149.00	5745.0	Horn	H	PK	1 MHz	82.94	108.78	41.63	67.15	78.20	-11.05

Centre at Band-Edge: 5715 MHz


Channel	Freq. (MHz)	Rx Antenna		Detector	VBW	Carrier Freq Reading (dBuV)	Peak Corrected Reading (dBuV/m)	Delta Marker (dB)	Corrected Band edge (dBuV/m)	Limit (dBuV/m)	Diff. To Limit (dB)
		Type	POL.								
149.00	5745.0	Horn	V	PK	1 MHz	80.96	106.80	40.34	66.46	68.20	-1.74
149.00	5745.0	Horn	H	PK	1 MHz	82.94	108.78	41.51	67.27	68.20	-0.93

Centre at Band-Edge: 5805 MHz

Channel	Freq. (MHz)	Rx Antenna		Detector	VBW	Carrier Freq Reading (dBuV)	Corrected Reading (dBuV/m)	Delta Marker (dBc)	Remarks
		Type	POL.						
165.0	5825.	Horn	V	PK	1 MHz	81.93	108.32	40.22	No restricted band on border; 20dBc requirement valid instead
165.0	5825.	Horn	H	PK	1 MHz	81.58	107.97	40.22	

Centre at Band-Edge: 5850 MHz

Channel	Freq. (MHz)	Rx Antenna		Detector	VBW	Carrier Freq Reading (dBuV)	Corrected Reading (dBuV/m)	Delta Marker (dBc)	Remarks
		Type	POL.						
165.0	5825.	Horn	V	PK	1 MHz	81.93	108.32	40.87	No restricted band on border; 20dBc requirement valid instead
165.0	5825.	Horn	H	PK	1 MHz	81.58	107.97	40.48	

	EMC Test Report for the BlackBerry® smartphone Model RFL111LW APPENDIX 3	
Test Report No. RTS-6026-1302-17_rev1	Dates of Test December 13, 2012-February 25 and March 27, 2013	FCC ID: L6ARFL110LW IC: 2503A-RFL110LW

802.11n Band-Edge Compliance of RF Radiated Emissions

Date of Tests: February 25, 2013

Measurements performed by Savtej Sandhu.

The environmental test conditions were: Temperature: 26.4 °C
Relative Humidity: 13 %

The measurements were performed on BlackBerry® smartphone in standalone, USB up configuration on channels 36, 64 and 165 for 802.11n mode at MCS 0.

The test distance was 3 metres.

Centre at Band-Edge: 5150 MHz


Channel	Freq. (MHz)	Rx Antenna		Detector	VBW	Carrier Freq Reading (dBuV)	Peak Corrected Reading (dBuV/m)	Delta Marker (dB)	Corrected Band edge (dBuV/m)	Limit (dBuV/m)	Diff. To Limit (dB)
		Type	POL.								
36.0	5180.0	Horn	V	PK	1 MHz	78.45	101.66	38.97	62.69	74.00	-11.31
36.0	5180.0	Horn	H	PK	1 MHz	88.43	111.64	46.57	65.07	74.00	-8.93
36.0	5180.0	Horn	V	AV	10 Hz	69.23	92.44	42.23	50.21	54.00	-3.79
36.0	5180.0	Horn	H	AV	10 Hz	78.56	101.77	49.06	52.71	54.00	-1.29

Centre at Band-Edge: 5350 MHz

Channel	Freq. (MHz)	Rx Antenna		Detector	VBW	Carrier Freq Reading (dBuV)	Peak Corrected Reading (dBuV/m)	Delta Marker (dB)	Corrected Band edge (dBuV/m)	Limit (dBuV/m)	Diff. To Limit (dB)
		Type	POL.								
64.0	5320.0	Horn	V	PK	1 MHz	75.64	99.60	35.46	64.14	74.00	-9.86
64.0	5320.0	Horn	H	PK	1 MHz	86.46	110.42	44.61	65.81	74.00	-8.19
64.0	5320.0	Horn	V	AV	10 Hz	66.75	90.71	39.75	50.96	54.00	-3.04
64.0	5320.0	Horn	H	AV	10 Hz	77.32	101.28	47.82	53.46	54.00	-0.54

Centre at Band-Edge: 5460 MHz

Channel	Freq. (MHz)	Rx Antenna		Detector	VBW	Carrier Freq Reading (dBuV)	Peak Corrected Reading (dBuV/m)	Delta Marker (dB)	Corrected Band edge (dBuV/m)	Limit (dBuV/m)	Diff. To Limit (dB)
		Type	POL.								
100.00	5500.0	Horn	V	PK	1 MHz	72.07	97.12	31.80	65.32	74.00	-8.68
100.00	5500.0	Horn	H	PK	1 MHz	81.41	106.46	40.71	65.75	74.00	-8.25
100.00	5500.0	Horn	V	AV	10 Hz	62.66	87.71	35.66	52.05	54.00	-1.95
100.00	5500.0	Horn	H	AV	10 Hz	72.92	97.97	44.58	53.39	54.00	-0.61

	EMC Test Report for the BlackBerry® smartphone Model RFL111LW APPENDIX 3	
Test Report No. RTS-6026-1302-17_rev1	Dates of Test December 13, 2012-February 25 and March 27, 2013	FCC ID: L6ARFL110LW IC: 2503A-RFL110LW

802.11a Band-Edge Compliance of RF Radiated Emissions cont'd

Centre at Band-Edge: 5725 MHz

Channel	Freq. (MHz)	Rx Antenna		Detector	VBW	Carrier Freq Reading (dBuV)	Peak Corrected Reading (dBuV/m)	Delta Marker (dB)	Corrected Band edge (dBuV/m)	Limit (dBuV/m)	Diff. To Limit (dB)
		Type	POL.								
140.0	5700.0	Horn	V	PK	1 MHz	79.97	105.41	38.89	66.52	68.20	-1.68
140.0	5700.0	Horn	H	PK	1 MHz	82.76	108.20	41.67	66.53	68.20	-1.67

Centre at Band-Edge: 5725 MHz

Channel	Freq. (MHz)	Rx Antenna		Detector	VBW	Carrier Freq Reading (dBuV)	Peak Corrected Reading (dBuV/m)	Delta Marker (dB)	Corrected Band edge (dBuV/m)	Limit (dBuV/m)	Diff. To Limit (dB)
		Type	POL.								
149.00	5745.0	Horn	V	PK	1 MHz	80.27	106.11	38.86	67.25	78.20	-10.95
149.00	5745.0	Horn	H	PK	1 MHz	82.39	108.23	41.08	67.15	78.20	-11.05

Centre at Band-Edge: 5715 MHz

Channel	Freq. (MHz)	Rx Antenna		Detector	VBW	Carrier Freq Reading (dBuV)	Peak Corrected Reading (dBuV/m)	Delta Marker (dB)	Corrected Band edge (dBuV/m)	Limit (dBuV/m)	Diff. To Limit (dB)
		Type	POL.								
149.00	5745.0	Horn	V	PK	1 MHz	80.27	106.11	39.24	66.87	68.20	-1.33
149.00	5745.0	Horn	H	PK	1 MHz	82.39	108.23	41.20	67.03	68.20	-1.17

Centre at Band-Edge: 5805 MHz

Channel	Freq. (MHz)	Rx Antenna		Detector	VBW	Carrier Freq Reading (dBuV)	Corrected Reading (dBuV/m)	Delta Marker (dBc)	Remarks
		Type	POL.						
165.0	5825.	Horn	V	PK	1 MHz	81.78	108.17	40.43	No restricted band on border; 20dBc requirement valid instead
165.0	5825.	Horn	H	PK	1 MHz	81.57	107.96	39.55	

Centre at Band-Edge: 5850 MHz

Channel	Freq. (MHz)	Rx Antenna		Detector	VBW	Carrier Freq Reading (dBuV)	Corrected Reading (dBuV/m)	Delta Marker (dBc)	Remarks
		Type	POL.						
165.0	5825.	Horn	V	PK	1 MHz	81.78	108.17	40.87	No restricted band on border; 20dBc requirement valid instead
165.0	5825.	Horn	H	PK	1 MHz	81.57	107.96	40.18	

BlackBerry	EMC Test Report for the BlackBerry® smartphone Model RFL111LW APPENDIX 3	
Test Report No. RTS-6026-1302-17_rev1	Dates of Test December 13, 2012-February 25 and March 27, 2013	FCC ID: L6ARFL110LW IC: 2503A-RFL110LW

802.11a Band-Edge Compliance of RF Radiated Emissions cont'd

Figure 3-1: Band-Edge Compliance of RF Radiated Emission 802.11a, Ch 36, 5180 MHz, Centre of Band-Edge: 5150 MHz Pol: V, Detector: PK

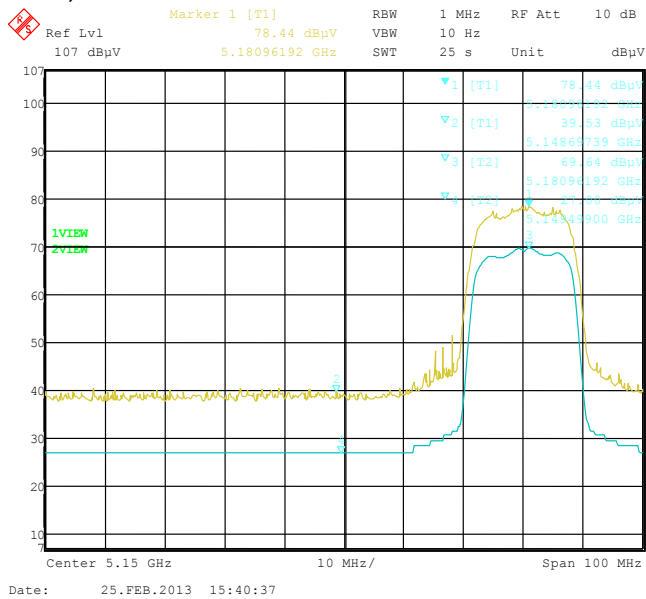


Figure 3-2: Band-Edge Compliance of RF Radiated Emission 802.11a, Ch 36, 5180 MHz, Centre of Band-Edge: 5150 MHz Pol: H, Detector: PK

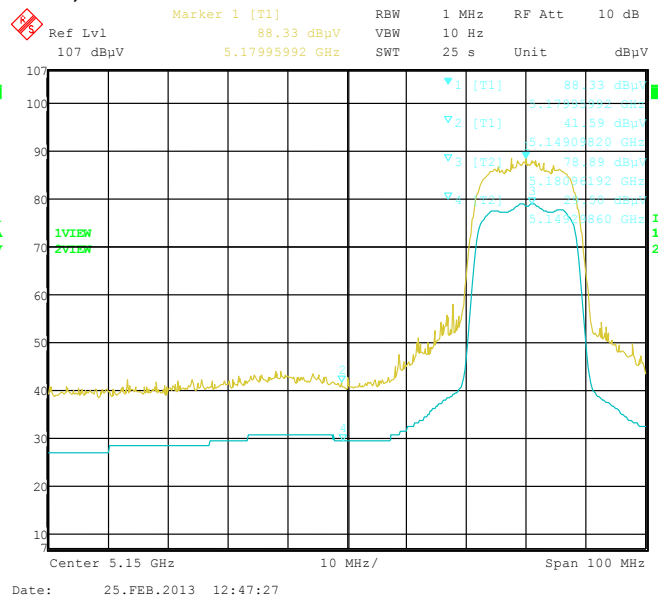


Figure 3-3: Band-Edge Compliance of RF Radiated Emission 802.11a, Ch 64, 5320 MHz, Centre of Band-Edge: 5350 MHz Pol: V, Detector: PK

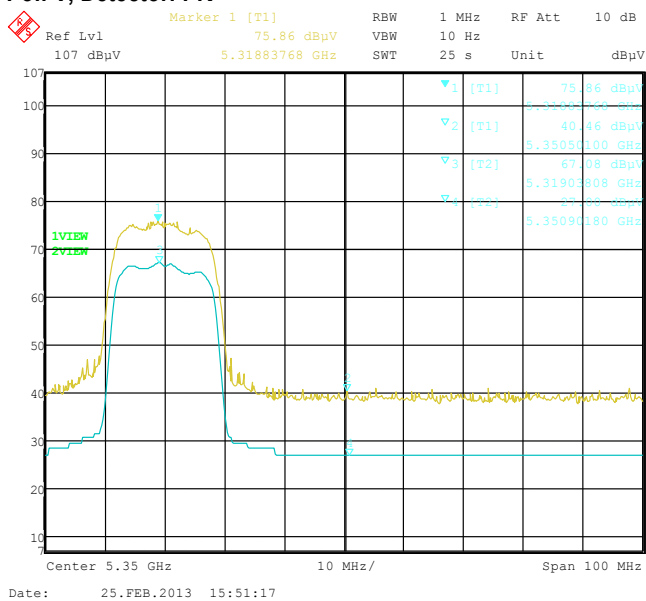
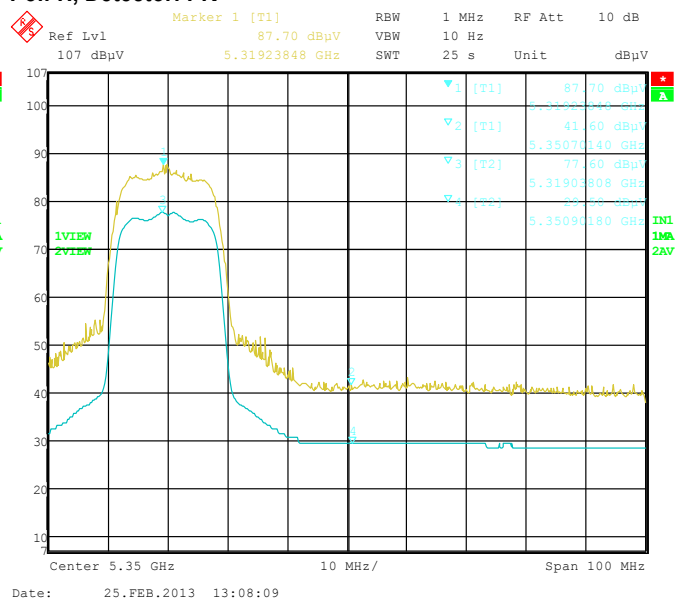


Figure 3-4: Band-Edge Compliance of RF Radiated Emission 802.11a, Ch 64, 5320 MHz, Centre of Band-Edge: 5350 MHz Pol: H, Detector: PK



	EMC Test Report for the BlackBerry® smartphone Model RFL111LW APPENDIX 3	
Test Report No. RTS-6026-1302-17_rev1	Dates of Test December 13, 2012-February 25 and March 27, 2013	FCC ID: L6ARFL110LW IC: 2503A-RFL110LW

802.11a Band-Edge Compliance of RF Radiated Emissions cont'd

Figure 3-5: Band-Edge Compliance of RF Radiated Emission
802.11a, Ch 100, 5500 MHz, Centre of Band-Edge: 5460 MHz
Pol: V, Detector: PK

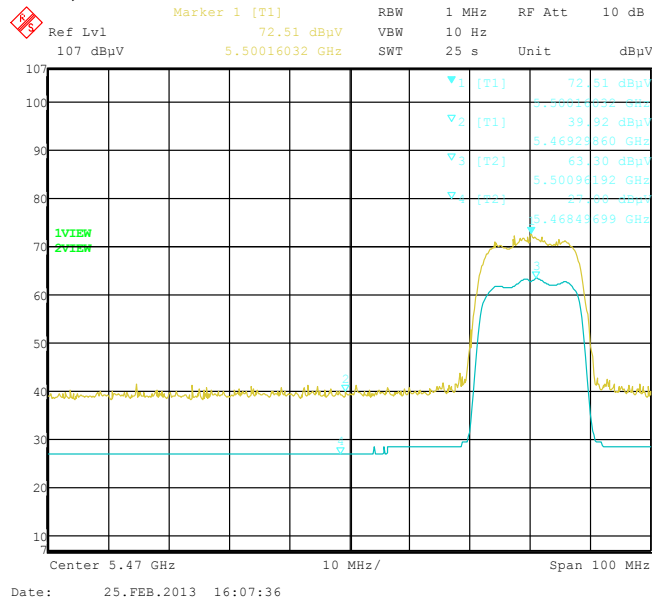


Figure 3-6: Band-Edge Compliance of RF Radiated Emission.
802.11a, Ch 100, 5500 MHz, Centre of Band-Edge: 5460 MHz
Pol: H, Detector: PK

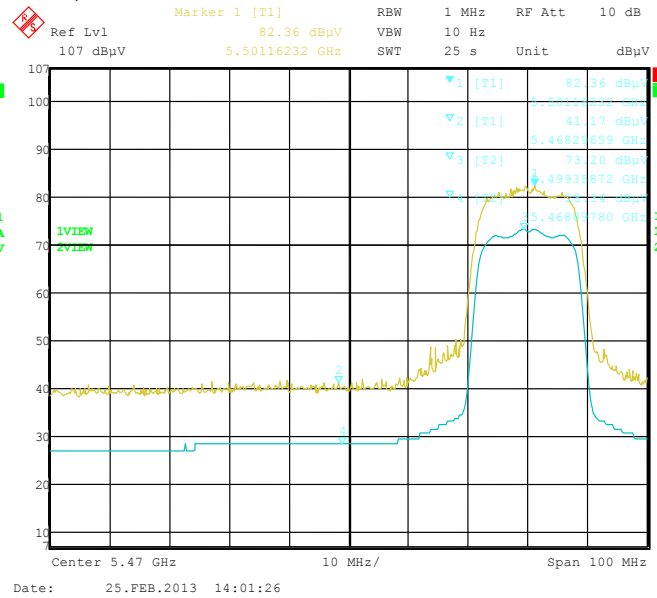


Figure 3-7: Band-Edge Compliance of RF Radiated Emission.
802.11a, Ch 140, 5700 MHz, Centre of Band-Edge: 5725 MHz
Pol: V, Detector: PK

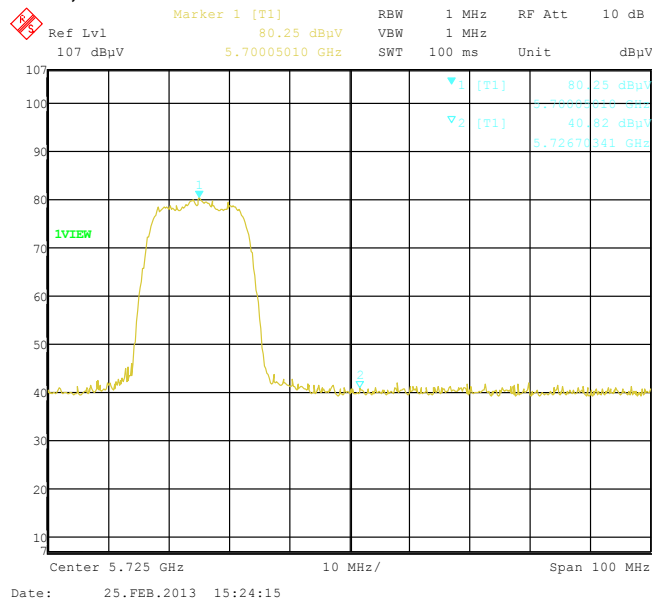
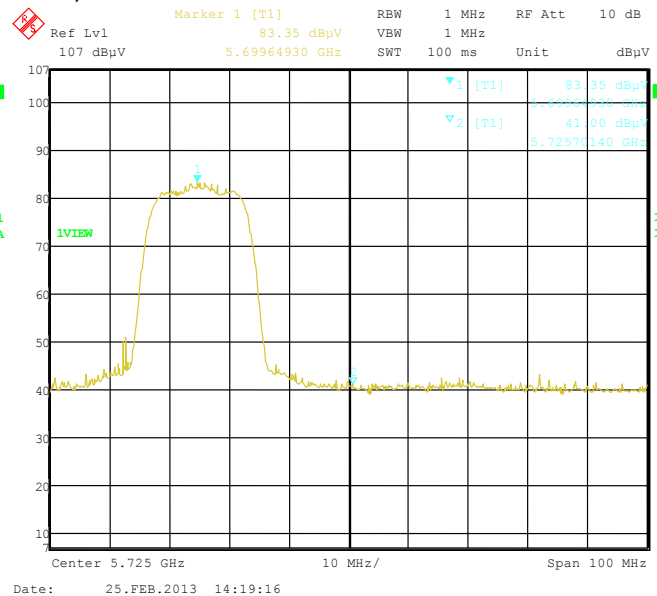



Figure 3-8: Band-Edge Compliance of RF Radiated Emission.
802.11a, Ch 140, 5700 MHz, Centre of Band-Edge: 5725 MHz
Pol: H, Detector: PK



	EMC Test Report for the BlackBerry® smartphone Model RFL111LW APPENDIX 3	
Test Report No. RTS-6026-1302-17_rev1	Dates of Test December 13, 2012-February 25 and March 27, 2013	FCC ID: L6ARFL110LW IC: 2503A-RFL110LW

802.11a Band-Edge Compliance of RF Radiated Emissions cont'd

Figure 3-9: Band-Edge Compliance of RF Radiated Emission 802.11a, Ch 149, 5745 MHz, Centre of Band-Edge: 5725 and 5715MHz

Pol: V, Detector: PK

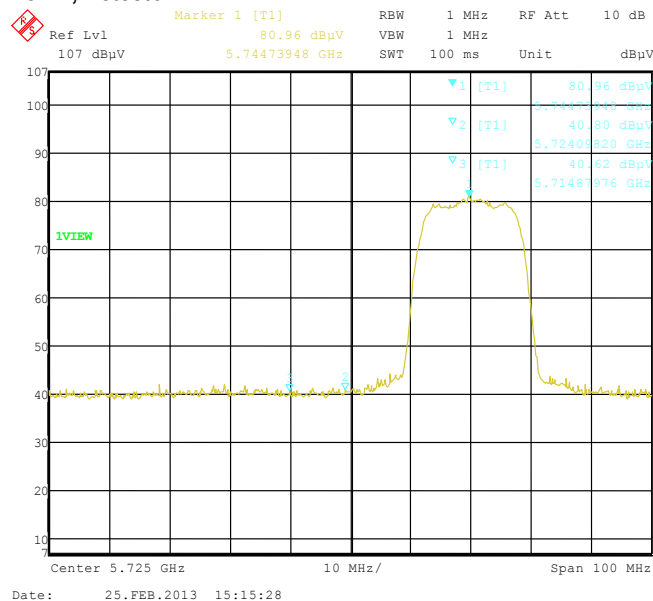


Figure 3-10: Band-Edge Compliance of RF Radiated Emission. 802.11a, Ch 149, 5745 MHz, Centre of Band-Edge: 5725 and 5715 MHz

Pol: H, Detector: PK

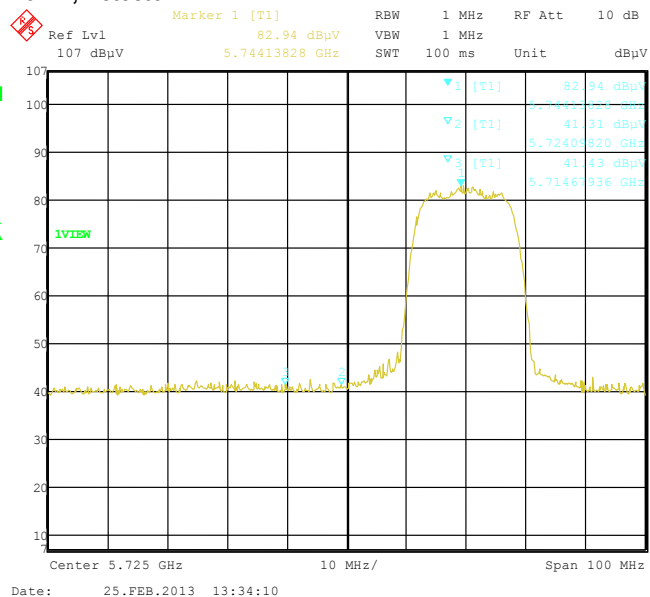


Figure 3-13: Band-Edge Compliance of RF Radiated Emission 802.11a, Ch 165, 5825 MHz, Centre of Band-Edge: 5805 MHz

Pol: V, Detector: PK

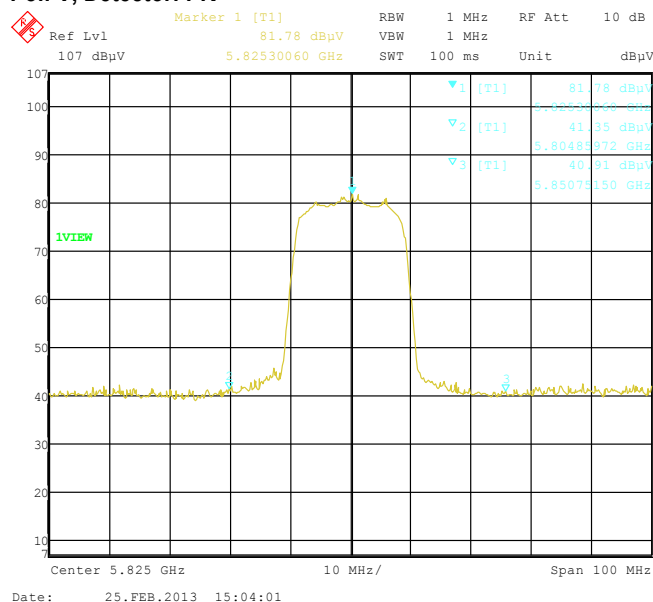
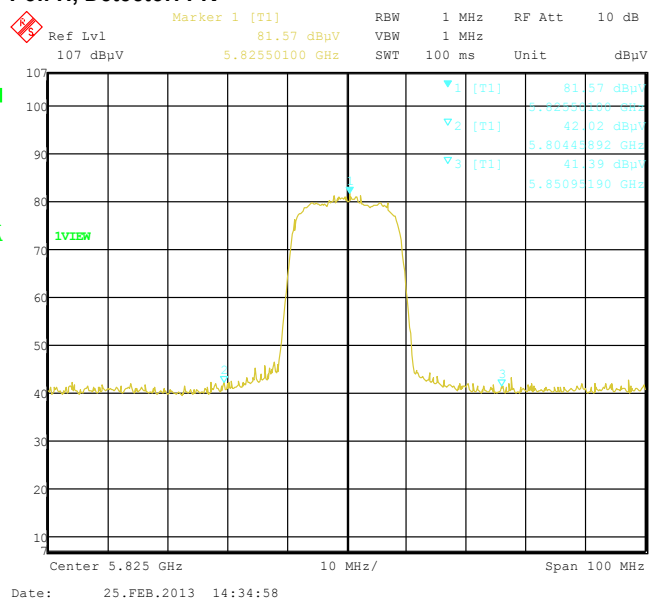


Figure 3-14: Band-Edge Compliance of RF Radiated Emission. 802.11a, Ch 165, 5825 MHz, Centre of Band-Edge: 5805 MHz

Pol: H, Detector: PK



	EMC Test Report for the BlackBerry® smartphone Model RFL111LW APPENDIX 3	
Test Report No. RTS-6026-1302-17_rev1	Dates of Test December 13, 2012-February 25 and March 27, 2013	FCC ID: L6ARFL110LW IC: 2503A-RFL110LW

802.11n Band-Edge Compliance of RF Radiated Emissions

Figure 3-1: Band-Edge Compliance of RF Radiated Emission
 802.11n, Ch 36, 5180 MHz, Centre of Band-Edge: 5150 MHz
 Pol: V, Detector: PK

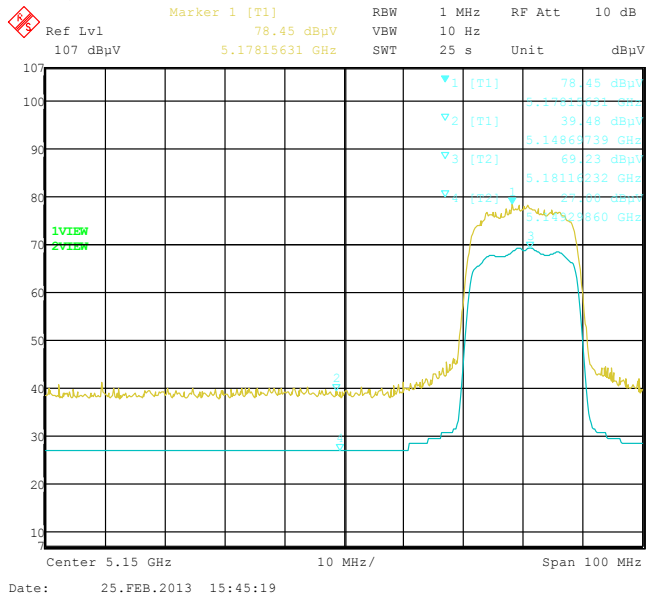


Figure 3-2: Band-Edge Compliance of RF Radiated Emission
 802.11n, Ch 36, 5180 MHz, Centre of Band-Edge: 5150 MHz
 Pol: H, Detector: PK

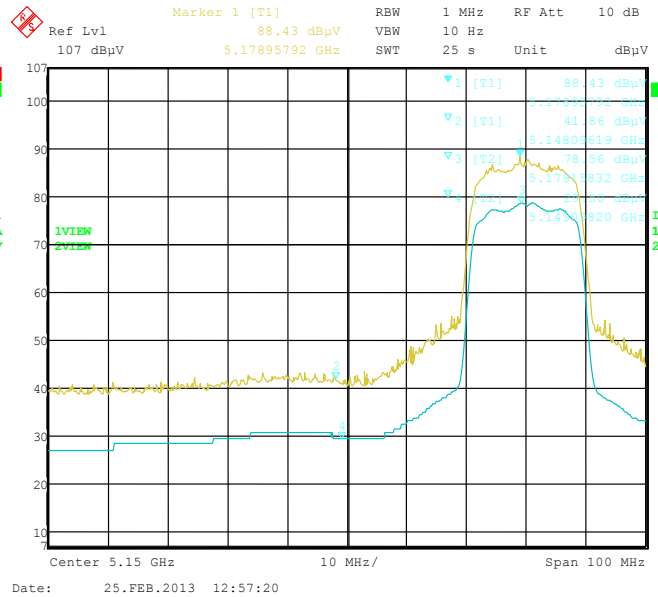


Figure 3-3: Band-Edge Compliance of RF Radiated Emission
 802.11n, Ch 64, 5320 MHz, Centre of Band-Edge: 5350 MHz
 Pol: V, Detector: PK

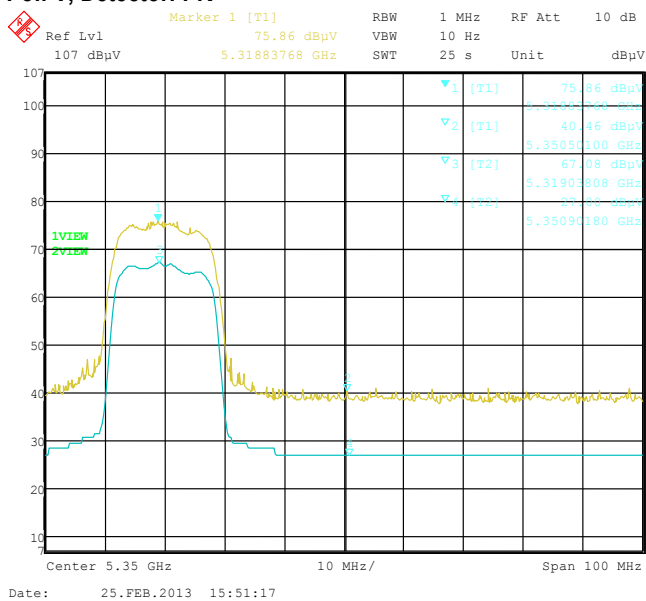
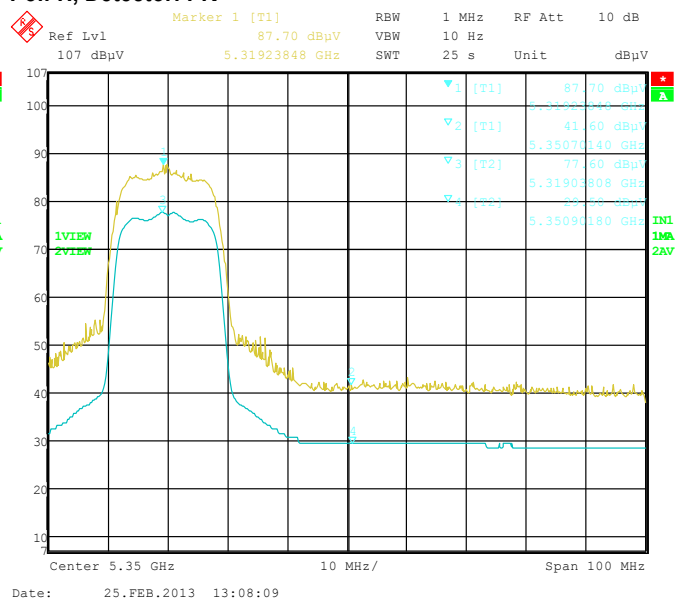



Figure 3-4: Band-Edge Compliance of RF Radiated Emission
 802.11n Ch 64, 5320 MHz, Centre of Band-Edge: 5350 MHz
 Pol: H, Detector: PK



	EMC Test Report for the BlackBerry® smartphone Model RFL111LW APPENDIX 3	
Test Report No. RTS-6026-1302-17_rev1	Dates of Test December 13, 2012-February 25 and March 27, 2013	FCC ID: L6ARFL110LW IC: 2503A-RFL110LW

802.11n Band-Edge Compliance of RF Radiated Emissions cont'd

Figure 3-5: Band-Edge Compliance of RF Radiated Emission
802.11n, Ch 100, 5500 MHz, Centre of Band-Edge: 5460 MHz
Pol: V, Detector: PK

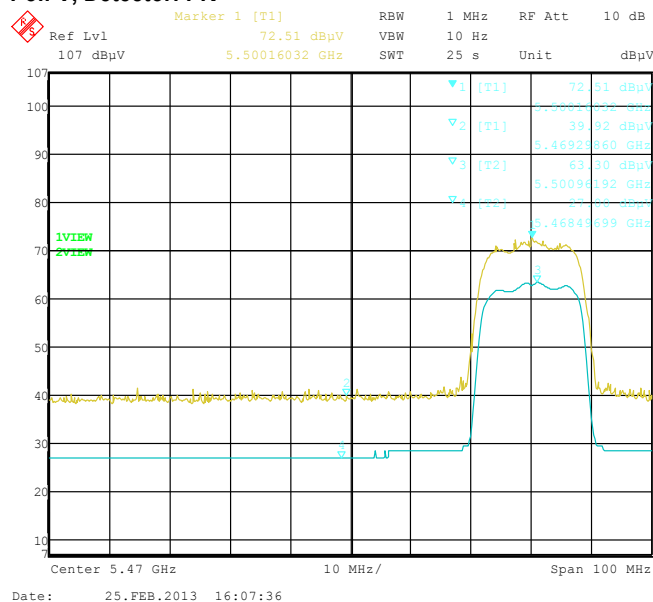


Figure 3-6: Band-Edge Compliance of RF Radiated Emission.
802.11n, Ch 100, 5500 MHz, Centre of Band-Edge: 5460 MHz
Pol: H, Detector: PK

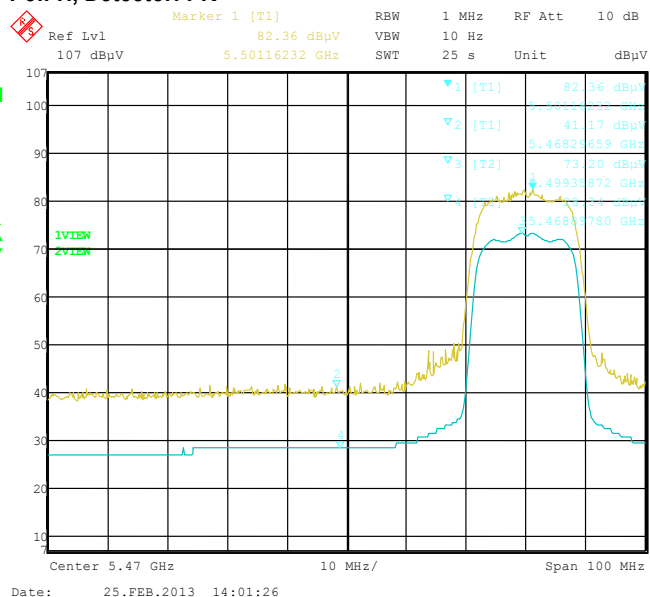


Figure 3-7: Band-Edge Compliance of RF Radiated Emission.
802.11n, Ch 140, 5700 MHz, Centre of Band-Edge: 5725 MHz
Pol: V, Detector: PK

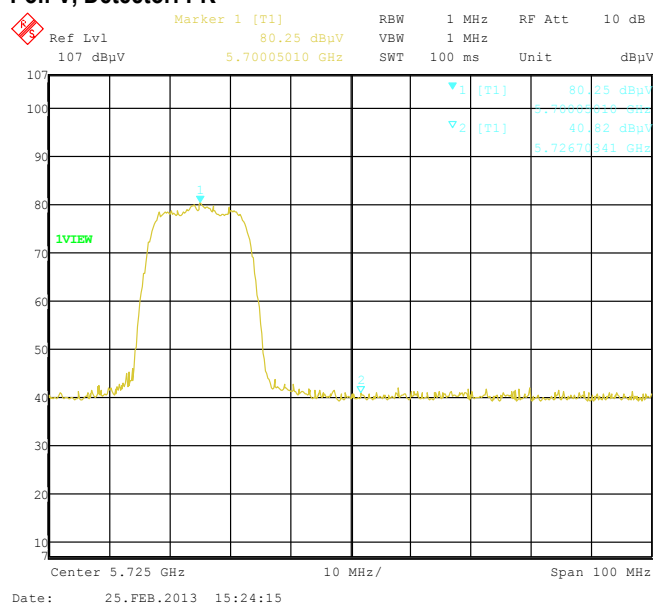
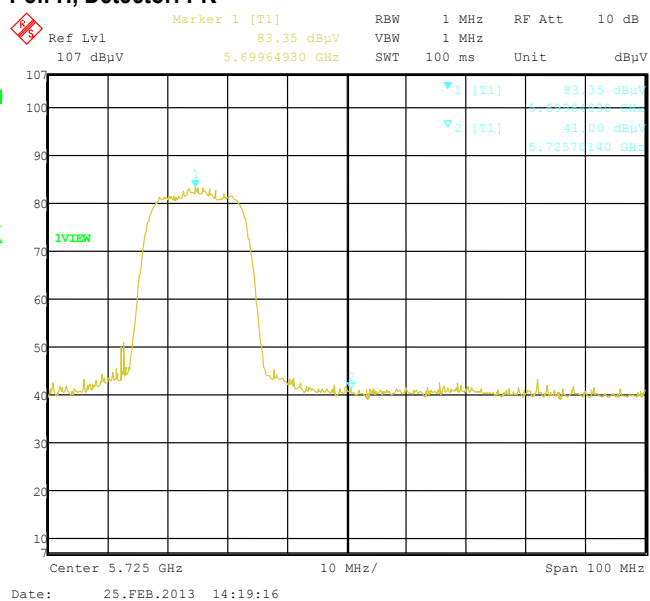


Figure 3-8: Band-Edge Compliance of RF Radiated Emission.
802.11n, Ch 140, 5700 MHz, Centre of Band-Edge: 5725 MHz
Pol: H, Detector: PK



	EMC Test Report for the BlackBerry® smartphone Model RFL111LW APPENDIX 3	
Test Report No. RTS-6026-1302-17_rev1	Dates of Test December 13, 2012-February 25 and March 27, 2013	FCC ID: L6ARFL110LW IC: 2503A-RFL110LW

802.11n Band-Edge Compliance of RF Radiated Emissions cont'd

Figure 3-9: Band-Edge Compliance of RF Radiated Emission
802.11n, Ch 149, 5745 MHz, Centre of Band-Edge: 5725 MHz
Pol: V, Detector: PK

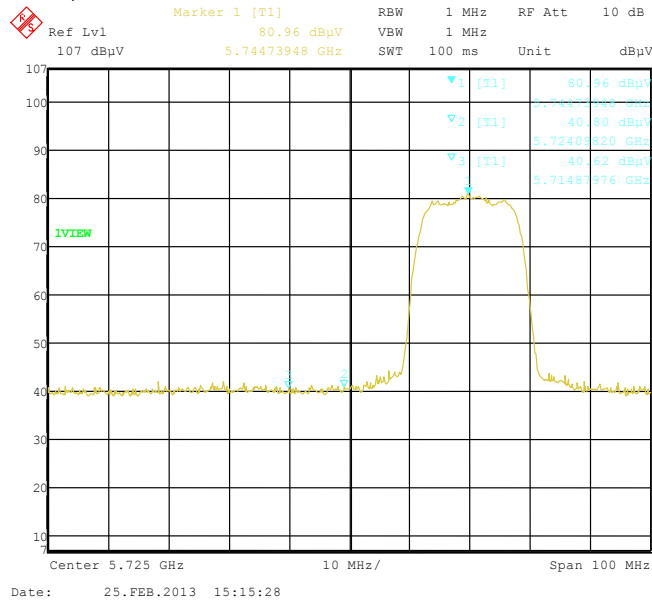


Figure 3-10: Band-Edge Compliance of RF Radiated Emission.
802.11n, Ch 149, 5745 MHz, Centre of Band-Edge: 5725 MHz
Pol: H, Detector: PK

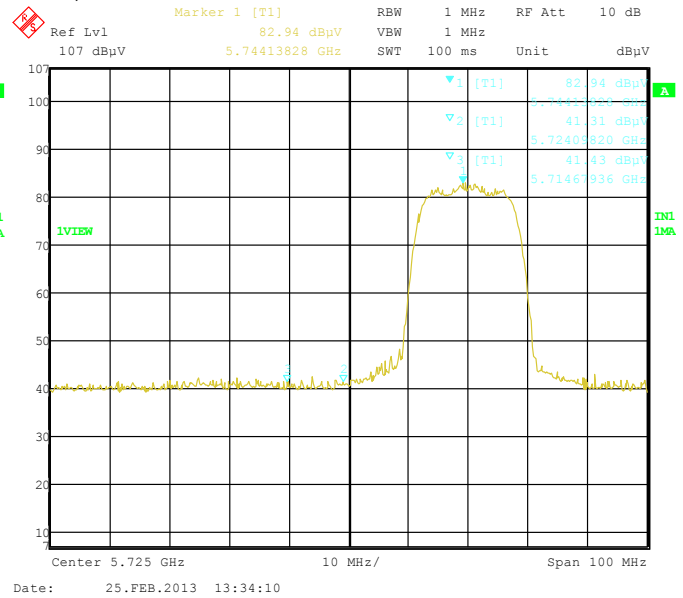


Figure 3-13: Band-Edge Compliance of RF Radiated Emission
802.11n, Ch 165, 5825 MHz, Centre of Band-Edge: 5805 MHz
Pol: V, Detector: PK

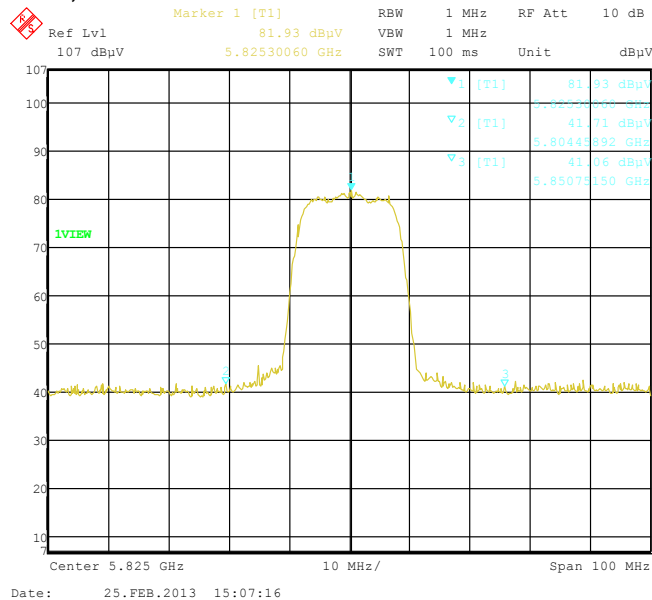
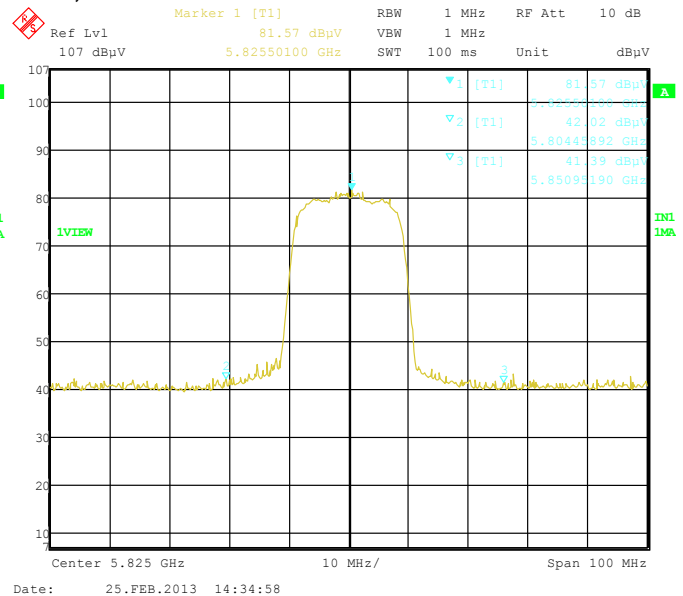



Figure 3-14: Band-Edge Compliance of RF Radiated Emission.
802.11n, Ch 165, 5825 MHz, Centre of Band-Edge: 5805 MHz
Pol: H, Detector: PK



**APPENDIX 4 – BLUETOOTH AND BLUETOOTH LOW ENERGY CONDUCTED
EMISSIONS TEST DATA/PLOTS**

	EMC Test Report for the BlackBerry® smartphone Model RFL111LW APPENDIX 4	
Test Report No. RTS-6026-1302-17_rev1	Dates of Test December 13, 2012-February 25 and March 27, 2013	FCC ID: L6ARFL110LW IC: 2503A-RFL110LW


Bluetooth RF Conducted Emission Test Results

Bluetooth power output from BlackBerry® smartphone was at maximum for all the recorded measurements shown below.

The measurements were performed by Berkin Can

Date of test: January 8-9, 2013

Test Setup Diagram



A reference offset of 12.4 dB was applied to the spectrum analyzer reference level for the attenuators and coaxial cable loss in the test circuit.

The environmental test conditions were: Temperature: 23.1-23.8 °C
Relative Humidity: 25.6-25.8 %

BlackBerry	EMC Test Report for the BlackBerry® smartphone Model RFL111LW APPENDIX 4	
Test Report No. RTS-6026-1302-17_rev1	Dates of Test December 13, 2012-February 25 and March 27, 2013	FCC ID: L6ARFL110LW IC: 2503A-RFL110LW

Bluetooth RF Conducted Emission Test Results cont'd

20 dB Bandwidth

The EUT met the requirements of the 20 dB bandwidth as per 47 CFR 15.247(a) and RSS-210. Low channel (0), middle channel (39) and high channel (78) were measured. Bluetooth was operating in single frequency mode.

Using pattern type "Static PBRs" and packet type "DH5" during the measurements.

Bluetooth Channel	Limit (MHz)	Measured Level (MHz)
0	≤1.0	917.000
39	≤1.0	922.600
78	≤1.0	917.900

See figures 4-1 to 4-3 for the plots of the 20 dB bandwidth measurements.

Figure 4-1: 20 dB Bandwidth
Single freq., Static PBRs, DH5

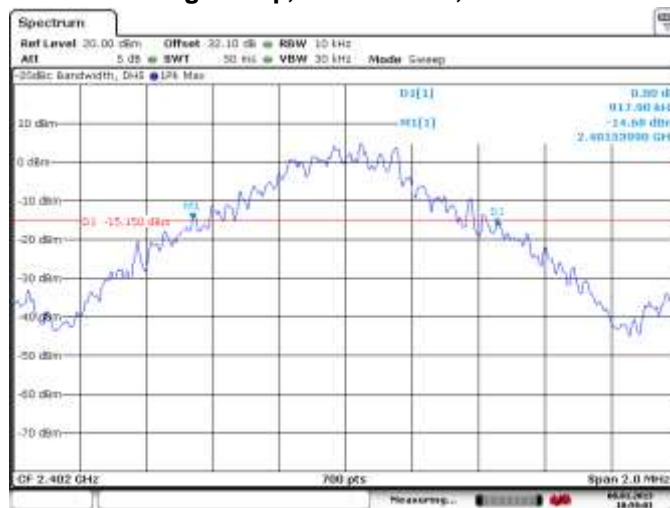
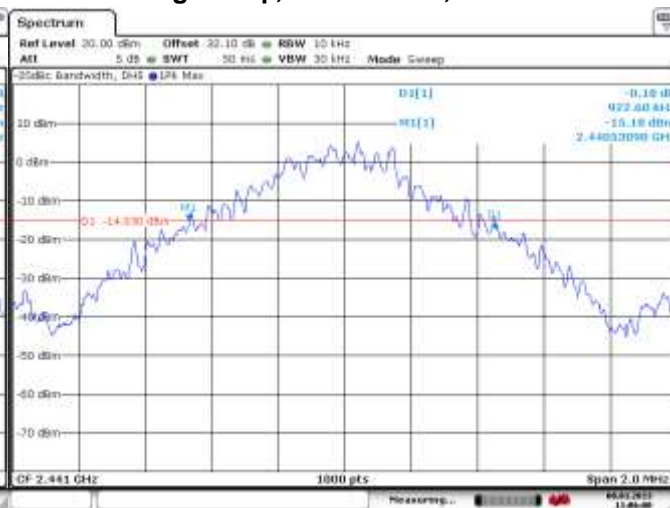


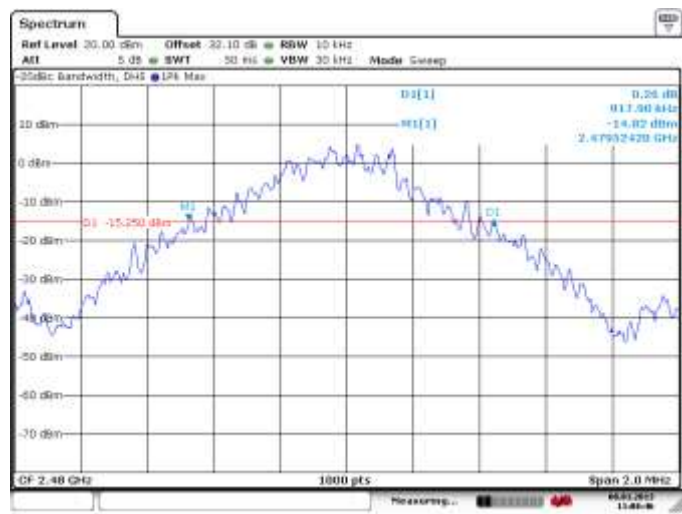
Figure 4-2: 20 dB Bandwidth
Single freq., Static PBRs, DH5



BlackBerry	EMC Test Report for the BlackBerry® smartphone Model RFL111LW APPENDIX 4	
Test Report No. RTS-6026-1302-17_rev1	Dates of Test December 13, 2012-February 25 and March 27, 2013	FCC ID: L6ARFL110LW IC: 2503A-RFL110LW

Bluetooth RF Conducted Emission Test Results cont'd


Figure 4-3: 20 dB Bandwidth
Single freq., Static PBRs, DH5



Using Pattern type “Static PBRs” and packet type “2-DH5” during the measurements.

Bluetooth Channel	Limit (MHz)	Measured Level (MHz)
0	≤1.5	1.316
39	≤1.5	1.318
78	≤1.5	1.318

See figures 4-4 to 4-6 for the plots of the 20 dB bandwidth measurements.

	EMC Test Report for the BlackBerry® smartphone Model RFL111LW APPENDIX 4	
Test Report No. RTS-6026-1302-17_rev1	Dates of Test December 13, 2012-February 25 and March 27, 2013	FCC ID: L6ARFL110LW IC: 2503A-RFL110LW

Bluetooth RF Conducted Emission Test Results cont'd

Figure 4-4: 20 dB Bandwidth
Single freq., Static PBRS, 2-DH5

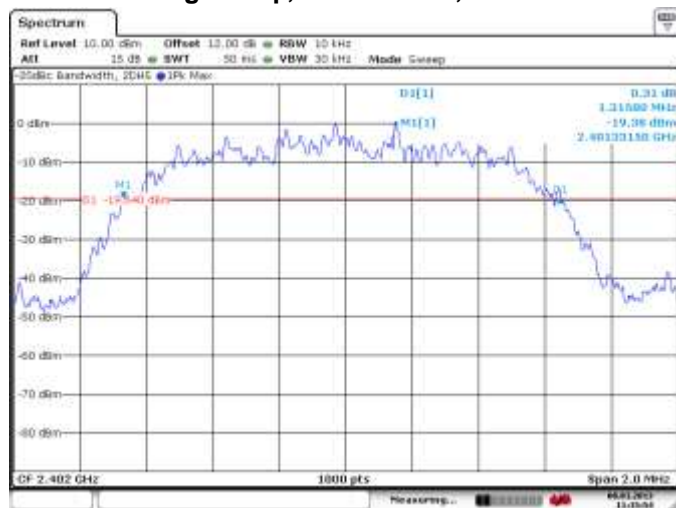
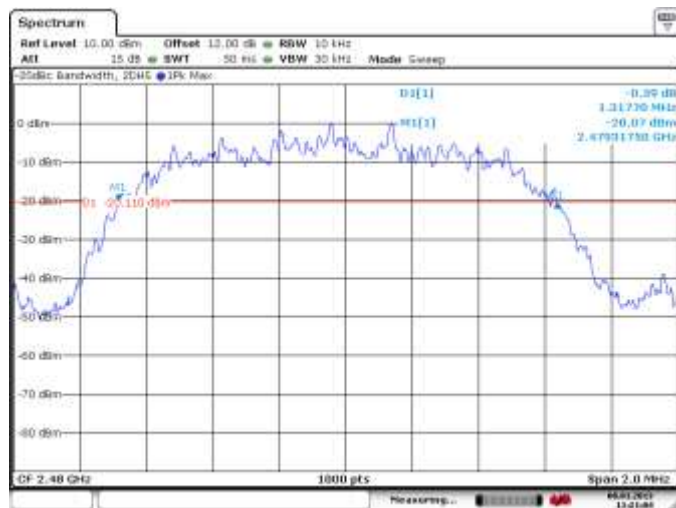


Figure 4-5: 20 dB Bandwidth
Single freq., Static PBRS, 2-DH5



Figure 4-6: 20 dB Bandwidth
Single freq., Static PBRS, 2-DH5



BlackBerry	EMC Test Report for the BlackBerry® smartphone Model RFL111LW APPENDIX 4	
Test Report No. RTS-6026-1302-17_rev1	Dates of Test December 13, 2012-February 25 and March 27, 2013	FCC ID: L6ARFL110LW IC: 2503A-RFL110LW

Using Pattern type “Static PBRs” and packet type “3-DH5” during the measurements.

Bluetooth Channel	Limit (MHz)	Measured Level (MHz)
0	≤1.5	1.316
39	≤1.5	1.293
78	≤1.5	1.316

See figures 4-7 to 4-9 for the plots of the 20 dB bandwidth measurements.

Figure 4-7: 20 dB Bandwidth
Single freq., Static PBRs, 3-DH5

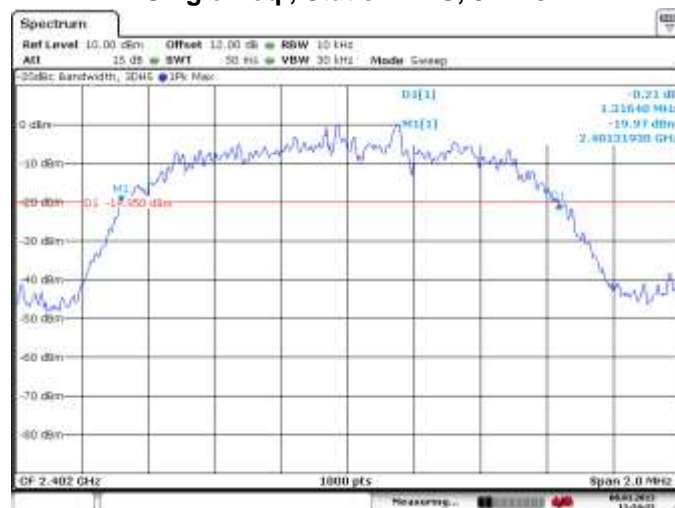


Figure 4-8: 20 dB Bandwidth
Single freq., Static PBRs, 3-DH5

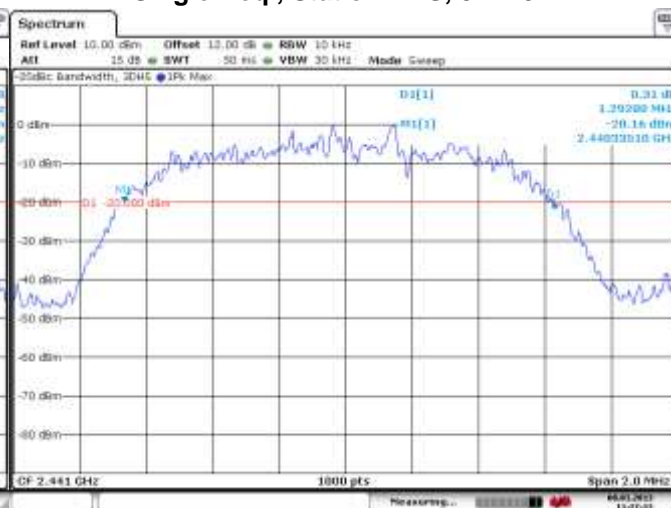
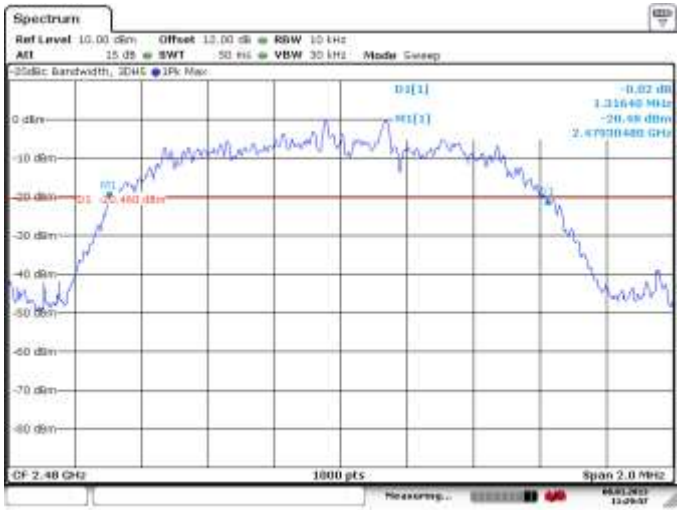


Figure 4-9: 20 dB Bandwidth
Single freq., Static PBRs, 3-DH5

	EMC Test Report for the BlackBerry® smartphone Model RFL111LW APPENDIX 4	
Test Report No. RTS-6026-1302-17_rev1	Dates of Test December 13, 2012-February 25 and March 27, 2013	FCC ID: L6ARFL110LW IC: 2503A-RFL110LW



BlackBerry	EMC Test Report for the BlackBerry® smartphone Model RFL111LW APPENDIX 4	
Test Report No. RTS-6026-1302-17_rev1	Dates of Test December 13, 2012-February 25 and March 27, 2013	FCC ID: L6ARFL110LW IC: 2503A-RFL110LW

Bluetooth RF Conducted Emission Test Results cont'd

Carrier Frequency Separation

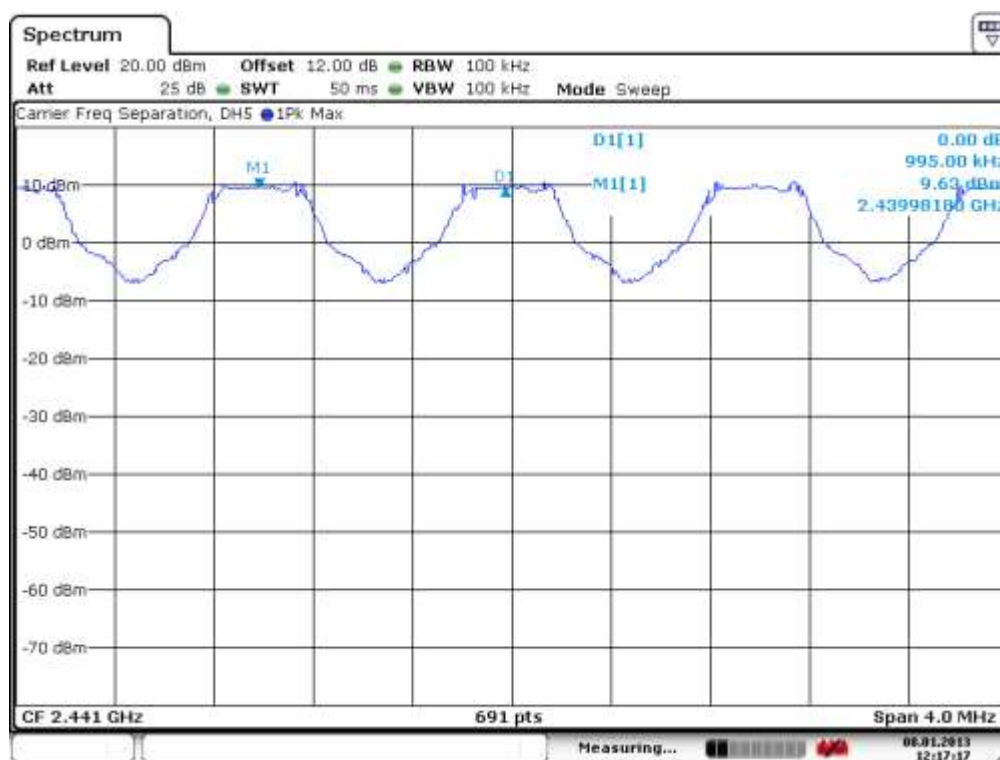
The EUT met the requirements of the Carrier Frequency Separation as per 47 CFR 15.247(a) and RSS-210. Channel 38 to 39 was measured. Bluetooth was operating in frequency hopping (Euro/US) mode.

Using pattern type "Static PBRs" and packet type "DH5" during the measurements.

Bluetooth Channels	Limit (MHz)	Measured Level (MHz)
38 to 39	≥ 0.025 or 20 dB bandwidth	0.995

See figure 4-10 for the plot of the Carrier Frequency Separation measurement.

Figure 4-10: Carrier Frequency Separation, Freq. Hopping, Static PBRs, DH5, Channels 38 to 39



BlackBerry	EMC Test Report for the BlackBerry® smartphone Model RFL111LW APPENDIX 4	
Test Report No. RTS-6026-1302-17_rev1	Dates of Test December 13, 2012-February 25 and March 27, 2013	FCC ID: L6ARFL110LW IC: 2503A-RFL110LW

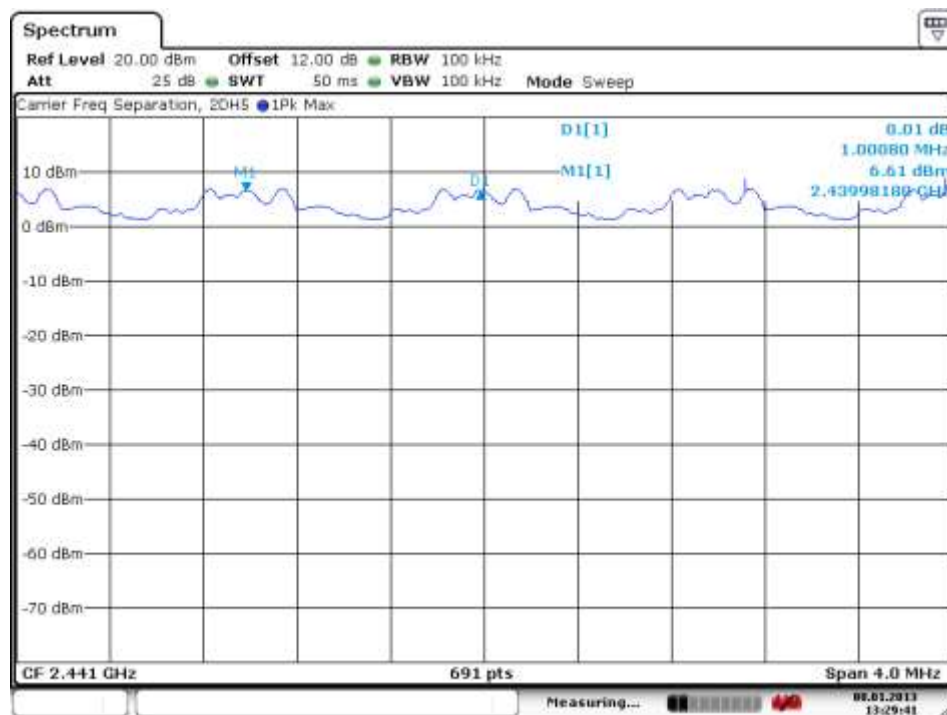
Bluetooth RF Conducted Emission Test Results cont'd

Using Pattern type “Static PBRs” and packet type “2-DH5” during the measurements.

Bluetooth Channels	Limit (MHz)	Measured Level (MHz)
38 to 39	≥ 0.025 or 20 dB bandwidth	1.001

See figure 4-11 for the plot of the Carrier Frequency Separation measurement.

Figure 4-11: Carrier Frequency Separation, Freq. Hopping, Static PBRs, 2-DH5, Channels 38 to 39



BlackBerry	EMC Test Report for the BlackBerry® smartphone Model RFL111LW APPENDIX 4	
Test Report No. RTS-6026-1302-17_rev1	Dates of Test December 13, 2012-February 25 and March 27, 2013	FCC ID: L6ARFL110LW IC: 2503A-RFL110LW

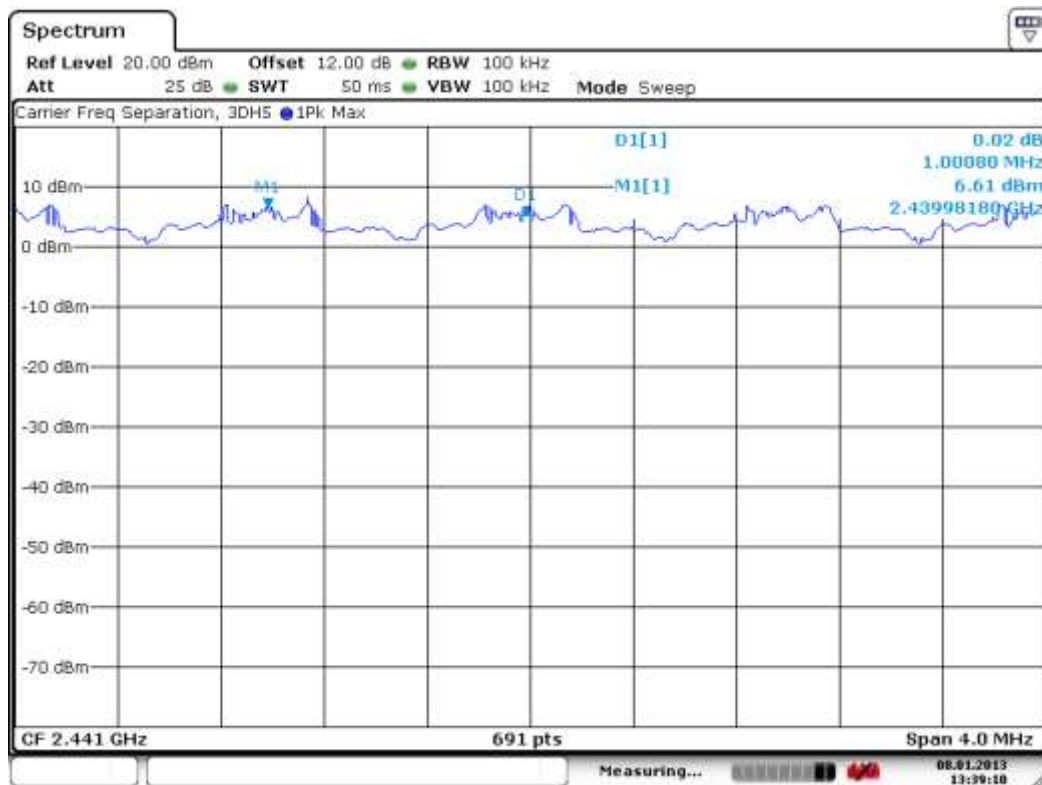
Bluetooth RF Conducted Emission Test Results cont'd

Using Pattern type “Static PBRs” and packet type “3-DH5” during the measurements.

Bluetooth Channels	Limit (MHz)	Measured Level (MHz)
38 to 39	≥ 0.025 or 20 dB bandwidth	1.001

See figure 4-12 for the plot of the Carrier Frequency Separation measurement.

Figure 4-12: Carrier Frequency Separation, Freq. Hopping, Static PBRs, 3-DH5, Channels 38 to 39



BlackBerry	EMC Test Report for the BlackBerry® smartphone Model RFL111LW APPENDIX 4	
Test Report No. RTS-6026-1302-17_rev1	Dates of Test December 13, 2012-February 25 and March 27, 2013	FCC ID: L6ARFL110LW IC: 2503A-RFL110LW

Bluetooth RF Conducted Emission Test Results cont'd

Number of Hopping Frequencies

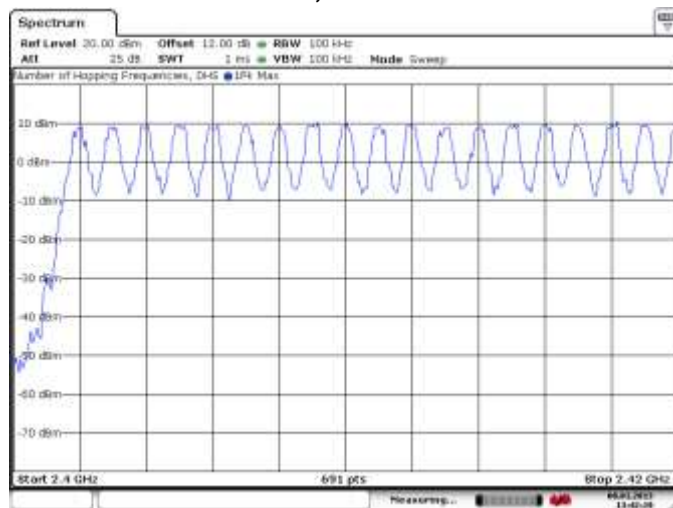
The EUT met the requirements of the number of hopping frequencies as per 47 CFR 15.247(a) and RSS-210. Bluetooth was operating in frequency hopping (Euro/US) mode.

Using pattern type “Static PBRS” and packet type “DH5” during the measurements.

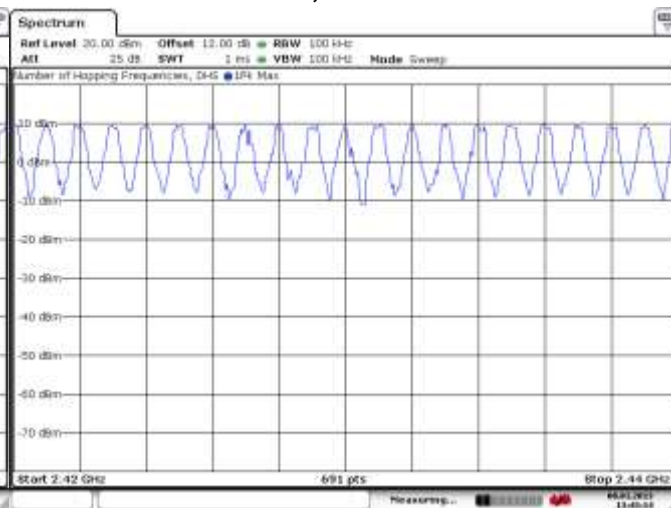
Limit (CH)	Number of Hopping Frequencies (CH)
≥75	79

See figures 4-13 to 4-16 for the plots of the number of hopping frequencies.

**Figure 4-13: Number of Hopping Frequencies
Static PBRS, DH5**



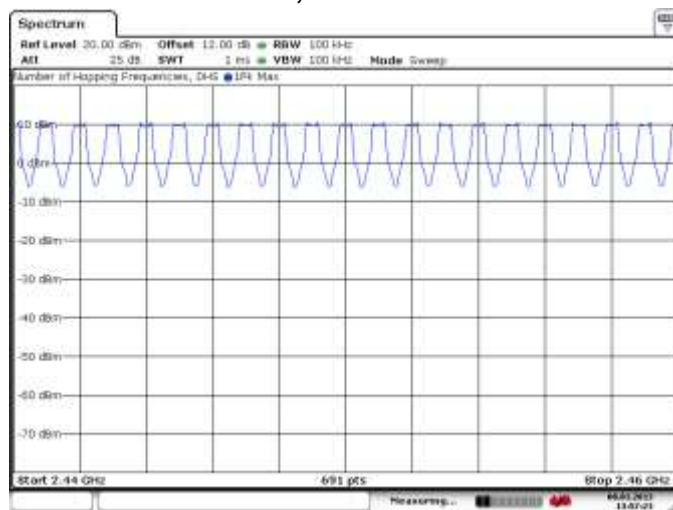
**Figure 4-14: Number of Hopping Frequencies
Static PBRS, DH5**



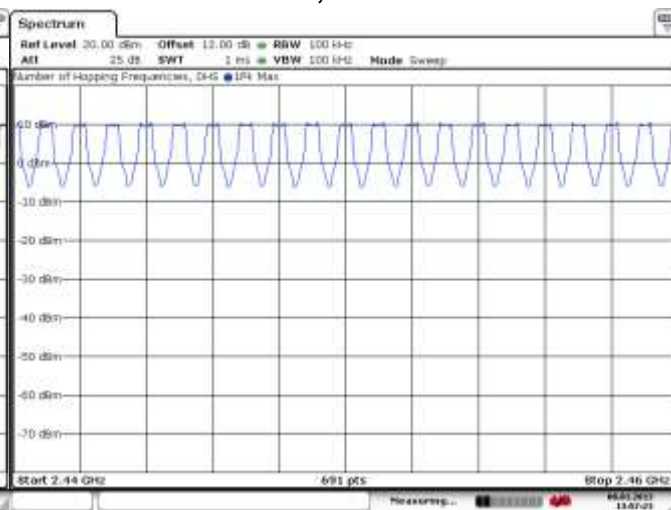
BlackBerry	EMC Test Report for the BlackBerry® smartphone Model RFL111LW APPENDIX 4	
Test Report No. RTS-6026-1302-17_rev1	Dates of Test December 13, 2012-February 25 and March 27, 2013	FCC ID: L6ARFL110LW IC: 2503A-RFL110LW

Bluetooth RF Conducted Emission Test Results cont'd

**Figure 4-15: Number of Hopping Frequencies
Static PBRS, DH5**



**Figure 4-16: Number of Hopping Frequencies
Static PBRS, DH5**



Time of Occupancy (Dwell Time)

The EUT met the requirements of the time of occupancy (dwell time) as per 47 CFR 15.247(a) and RSS-210. Low channel (0), middle channel (39) and high channel (78) were measured in packet types DH1, DH3 and DH5. Bluetooth was operating in frequency hopping (Euro/US) mode during the measurements. The frequency hopping is 1600 hops per second for a dwell time of 625 µsec for 79 channels.

A DH1 packet needs one time slot for transmitting and one time slot for receiving. The frequency hopping is 800 hops per second with 79 channels which is 10.127 times per second. As per 15.247(a) (iii) "The average time of occupancy on any channel shall not be greater than 0.4 seconds within a period of 0.4 seconds multiplied by the number of hopping channels employed". Therefore for 31.6 seconds (79x0.4) there are 320.0 times of appearance.

A DH3 packet needs one time slot for transmitting and one time slot for receiving. The frequency hopping is 400 hops per second with 79 channels which is 5.06 times per second. Therefore for 31.6 seconds there are 159.9 times of appearance.

A DH5 packet needs one time slot for transmitting and one time slot for receiving. The frequency hopping is 266.7 hops per second with 79 channels which is 3.38 times per second. Therefore for 31.6 seconds there are 106.8 times of appearance.

BlackBerry	EMC Test Report for the BlackBerry® smartphone Model RFL111LW APPENDIX 4	
Test Report No. RTS-6026-1302-17_rev1	Dates of Test December 13, 2012-February 25 and March 27, 2013	FCC ID: L6ARFL110LW IC: 2503A-RFL110LW

Bluetooth RF Conducted Emission Test Results cont'd

Bluetooth Channel	Mode	Tx Time (ms)	Dwell Time/31.6 sec. (msec.)	Limit (msec.)	Margin (msec.)
0	DH1	0.4050	$0.405 \times 320.0 = 129.60$	400	270.40
39	DH1	0.4030	$0.403 \times 320.0 = 128.96$	400	271.04
78	DH1	0.4030	$0.403 \times 320.0 = 128.96$	400	271.04
0	DH3	1.6530	$1.653 \times 320.0 = 528.96$	400	135.69
39	DH3	1.6530	$1.653 \times 320.0 = 528.96$	400	135.69
78	DH3	1.6530	$1.653 \times 320.0 = 528.96$	400	135.69
0	DH5	2.9140	$2.914 \times 320.0 = 932.48$	400	88.78
39	DH5	2.9230	$2.923 \times 320.0 = 935.36$	400	87.82
78	DH5	2.9230	$2.923 \times 320.0 = 935.36$	400	87.82

See figures 4-17 to 4-25 for the plots of the dwell time.

Bluetooth RF Conducted Emission Test Results cont'd

Figure 4-17: Time of Occupancy (Dwell Time)
Freq. Hopping, Static PBRs, DH1

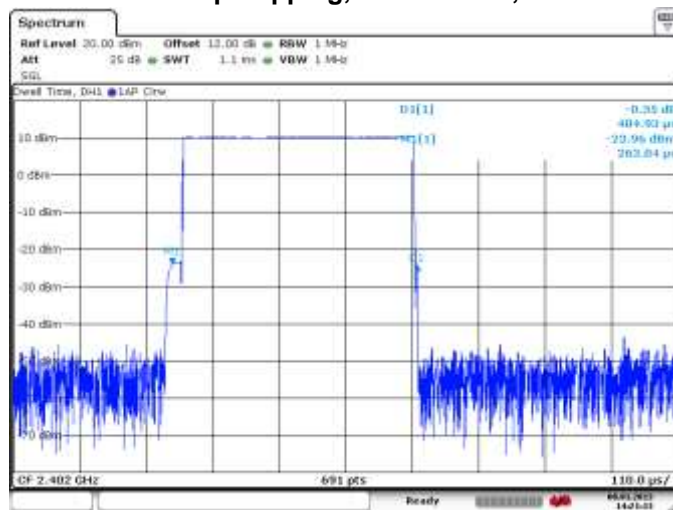
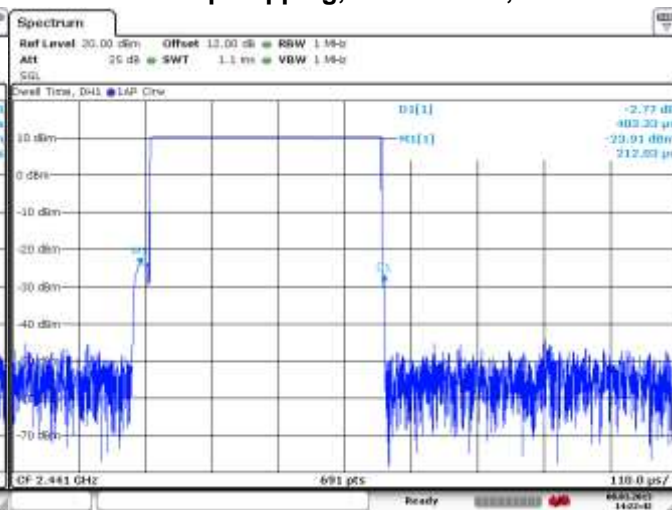



Figure 4-18: Time of Occupancy (Dwell Time)
Freq. Hopping, Static PBRs, DH1



	EMC Test Report for the BlackBerry® smartphone Model RFL111LW APPENDIX 4	
Test Report No. RTS-6026-1302-17_rev1	Dates of Test December 13, 2012-February 25 and March 27, 2013	FCC ID: L6ARFL110LW IC: 2503A-RFL110LW

Bluetooth RF Conducted Emission Test Results cont'd

Figure 4-19: Time of Occupancy (Dwell Time)
Freq. Hopping, Static PBRs, DH1

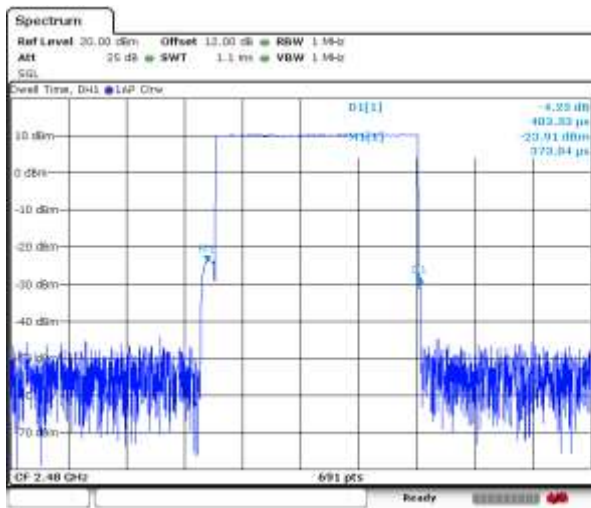


Figure 4-20: Time of Occupancy (Dwell Time)
Freq. Hopping, Static PBRs, DH3

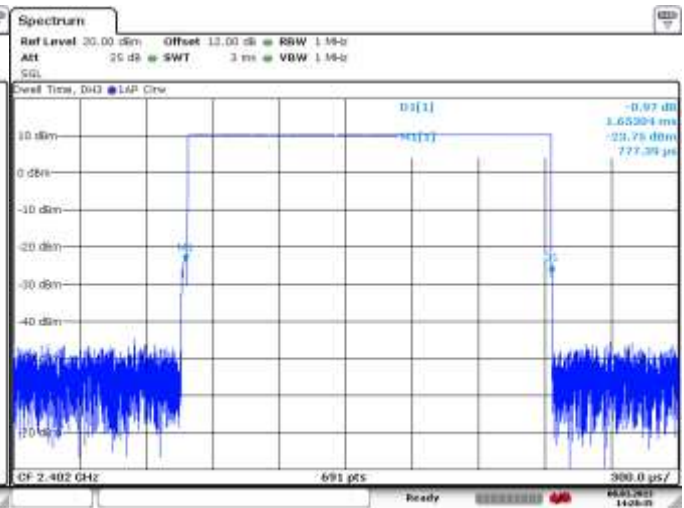


Figure 4-21: Time of Occupancy (Dwell Time)
Freq. Hopping, Static PBRs, DH3

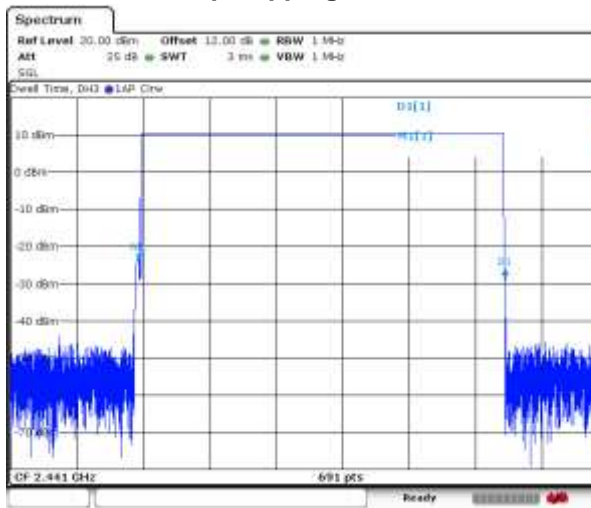
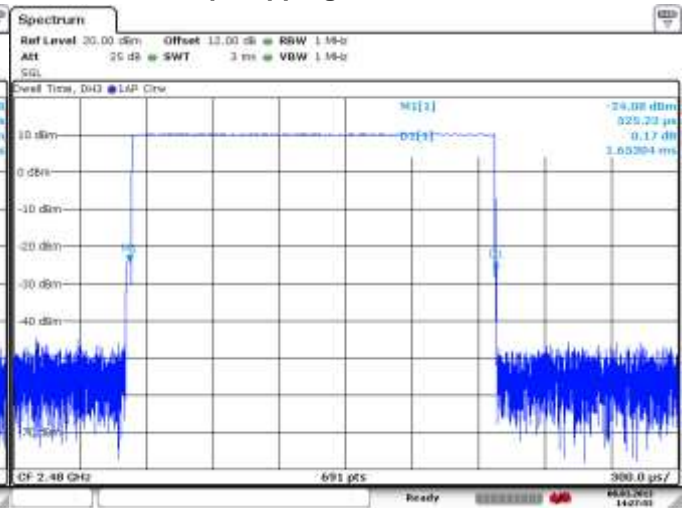


Figure 4-22: Time of Occupancy (Dwell Time)
Freq. Hopping, Static PBRs, DH3



	EMC Test Report for the BlackBerry® smartphone Model RFL111LW APPENDIX 4	
Test Report No. RTS-6026-1302-17_rev1	Dates of Test December 13, 2012-February 25 and March 27, 2013	FCC ID: L6ARFL110LW IC: 2503A-RFL110LW

Bluetooth RF Conducted Emission Test Results cont'd

Figure 4-23: Time of Occupancy (Dwell Time)
Freq. Hopping, Static PBRs, DH5

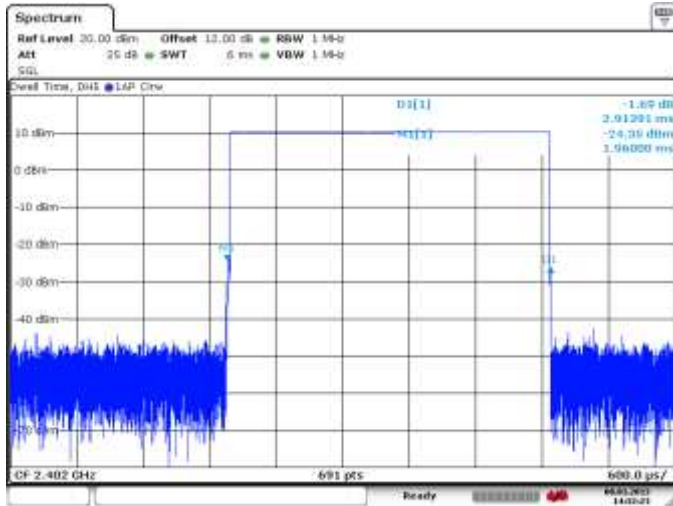


Figure 4-24: Time of Occupancy (Dwell Time)
Freq. Hopping, Static PBRs, DH5

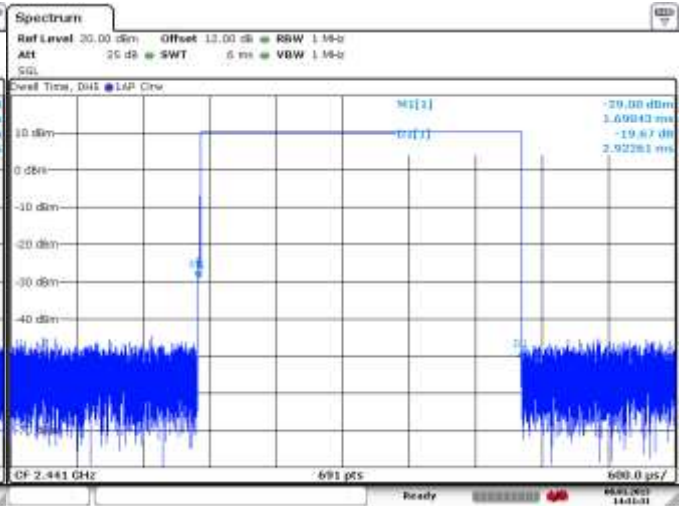
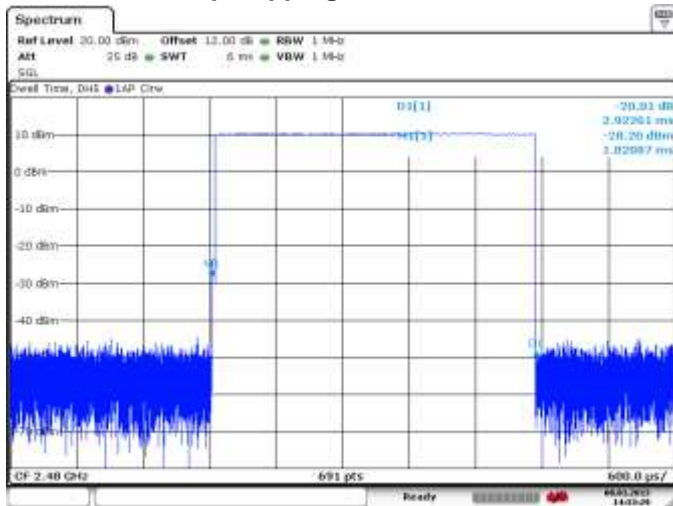



Figure 4-25: Time of Occupancy (Dwell Time)
Freq. Hopping, Static PBRs, DH5



	EMC Test Report for the BlackBerry® smartphone Model RFL111LW APPENDIX 4	
Test Report No. RTS-6026-1302-17_rev1	Dates of Test December 13, 2012-February 25 and March 27, 2013	FCC ID: L6ARFL110LW IC: 2503A-RFL110LW

Bluetooth RF Conducted Emission Test Results cont'd

Maximum Peak Conducted Output Power

The EUT met the requirements of the maximum peak conducted output power of class 1 as per 47 CFR 15.247(b) and RSS-210. Low channel (0), middle channel (39) and high channel (78) were measured. Bluetooth was operating in single frequency mode during the measurements. A reference offset of 12.4 dB was applied to the spectrum analyzer reference level for the coaxial cable loss and attenuators in the test circuit.

Using pattern type "Static PBRs" and packet type "DH5" during the measurements.

Bluetooth Channel	Measured Level (dBm)	Measured Level (W)	Class 1 Limit (dBm)
0	9.8	0.00955	0.0 to 20.0
39	10.2	0.01047	0.0 to 20.0
78	9.9	0.00977	0.0 to 20.0

Using Pattern type "Static PBRs" and packet type "2-DH5" during the measurements.

Bluetooth Channel	Measured Level (dBm)	Measured Level (W)	Class 1 Limit (dBm)
0	6.50	0.00447	0.0 to 20.0
39	6.70	0.00468	0.0 to 20.0
78	6.50	0.00447	0.0 to 20.0

Using Pattern type "Static PBRs" and packet type "3-DH5" during the measurements.

Bluetooth Channel	Measured Level (dBm)	Measured Level (W)	Class 1 Limit (dBm)
0	7.52	0.00565	0.0 to 20.0
39	7.16	0.00520	0.0 to 20.0
78	6.10	0.00407	0.0 to 20.0

BlackBerry	EMC Test Report for the BlackBerry® smartphone Model RFL111LW APPENDIX 4	
Test Report No. RTS-6026-1302-17_rev1	Dates of Test December 13, 2012-February 25 and March 27, 2013	FCC ID: L6ARFL110LW IC: 2503A-RFL110LW

Bluetooth RF Conducted Emission Test Results cont'd

Band Edge Compliance

The EUT met the requirements of the band edge compliance as per 47 CFR 15.247(c) and RSS-210. Low channel (0) and high channel (78) were measured. Bluetooth was operating in single frequency and hopping mode.

Using pattern type "Static PBRs" and packet type "DH5" during the measurements.

Bluetooth Channel	Operating Mode	Measured Level (dBc)	Limit (dBc)	Margin (dB)
0	Single Frequency	-56.34	-20	-36.34
78	Single Frequency	-58.76	-20	-38.76
0	Hopping	-59.97	-20	-39.97
78	Hopping	-60.97	-20	-40.97

See figures 4-35 to 4-38 for the plots of the band edge compliance measurements.

Figure 4-35: Band Edge Compliance
Single Freq., Static PBRs, DH5

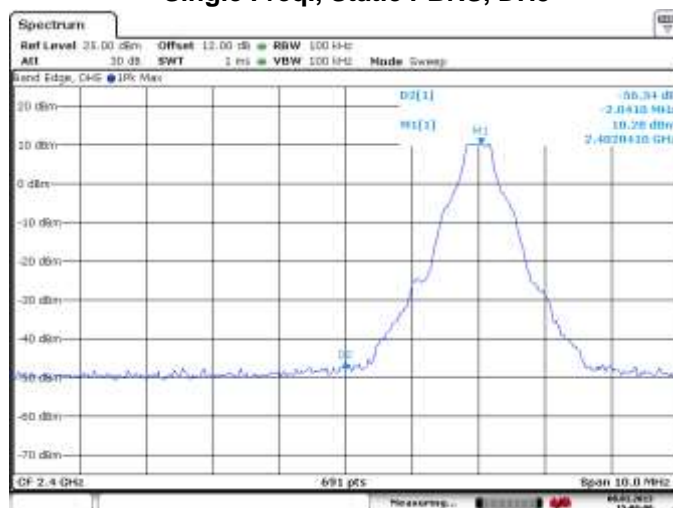
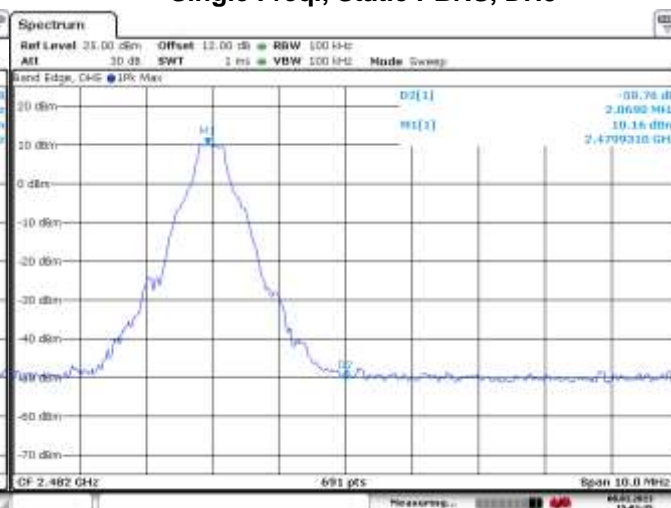


Figure 4-36: Band Edge Compliance
Single Freq., Static PBRs, DH5



BlackBerry	EMC Test Report for the BlackBerry® smartphone Model RFL111LW APPENDIX 4	
Test Report No. RTS-6026-1302-17_rev1	Dates of Test December 13, 2012-February 25 and March 27, 2013	FCC ID: L6ARFL110LW IC: 2503A-RFL110LW

Bluetooth RF Conducted Emission Test Results cont'd

Figure 4-37: Band Edge Compliance
Freq. Hopping, Static PBRS, DH5

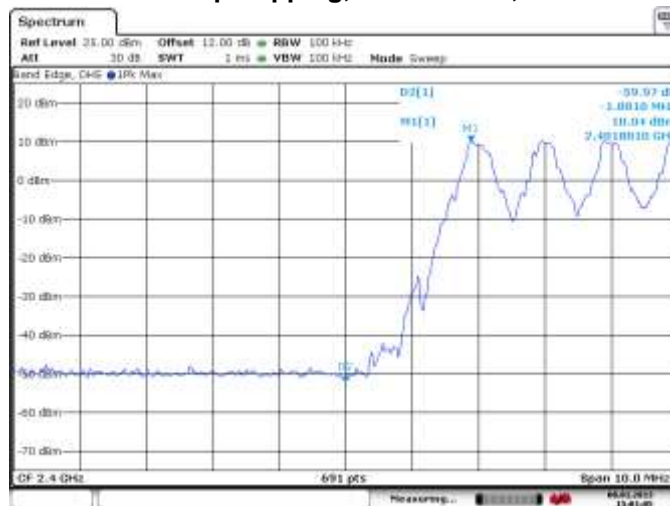
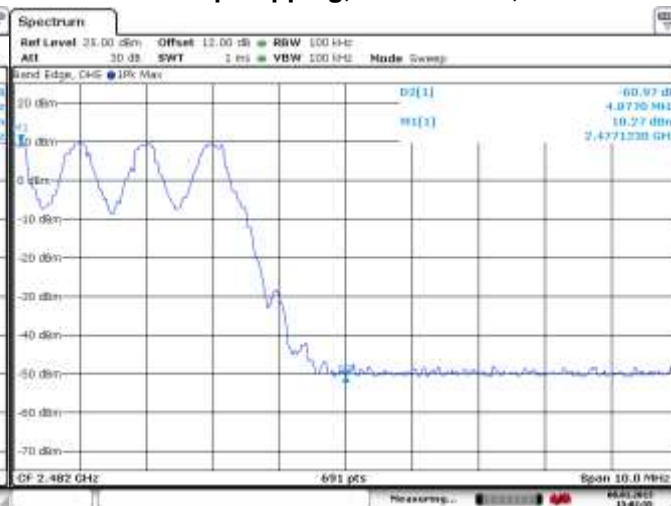


Figure 4-38: Band Edge Compliance
Freq. Hopping, Static PBRS, DH5



Using pattern type “Static PBRS” and packet type “2-DH5” during the measurements.

Bluetooth Channel	Operating Mode	Measured Level (dBc)	Limit (dBc)	Margin (dB)
0	Single Frequency	-56.17	-20	-36.17
78	Single Frequency	-55.5	-20	-35.50
0	Hopping	-55.86	-20	-35.86
78	Hopping	-56.27	-20	-36.27

See figures 4-39 to 4-42 for the plots of the band edge compliance measurements.

	EMC Test Report for the BlackBerry® smartphone Model RFL111LW APPENDIX 4	
Test Report No. RTS-6026-1302-17_rev1	Dates of Test December 13, 2012-February 25 and March 27, 2013	FCC ID: L6ARFL110LW IC: 2503A-RFL110LW

Bluetooth RF Conducted Emission Test Results cont'd

Figure 4-39: Band Edge Compliance
Single Freq., Static PBRS, 2-DH5

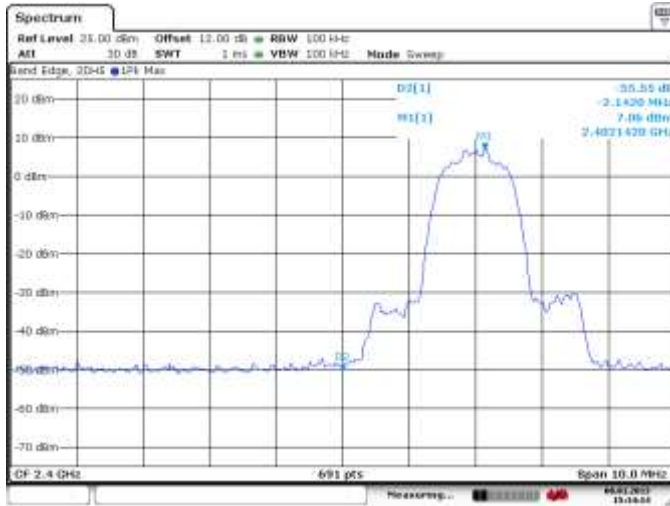


Figure 4-40: Band Edge Compliance
Single Freq., Static PBRS, 2-DH5

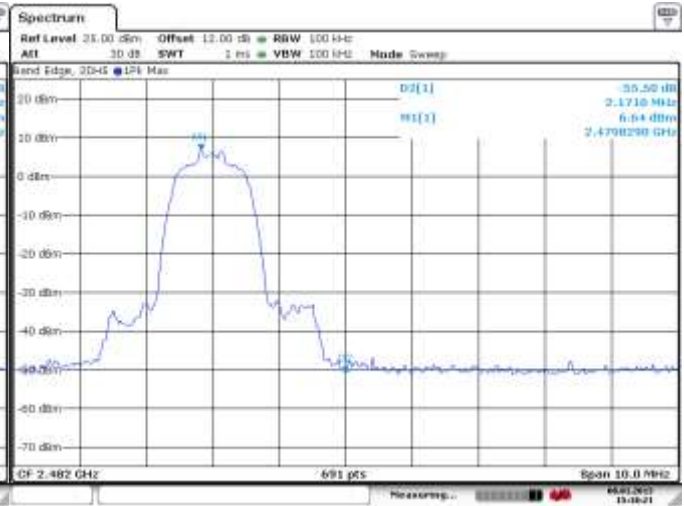


Figure 4-41: Band Edge Compliance
Freq. Hopping, Static PBRS, 2-DH5

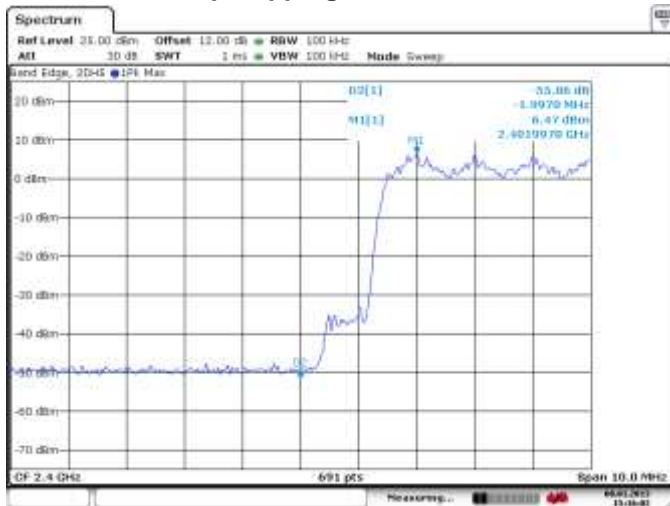
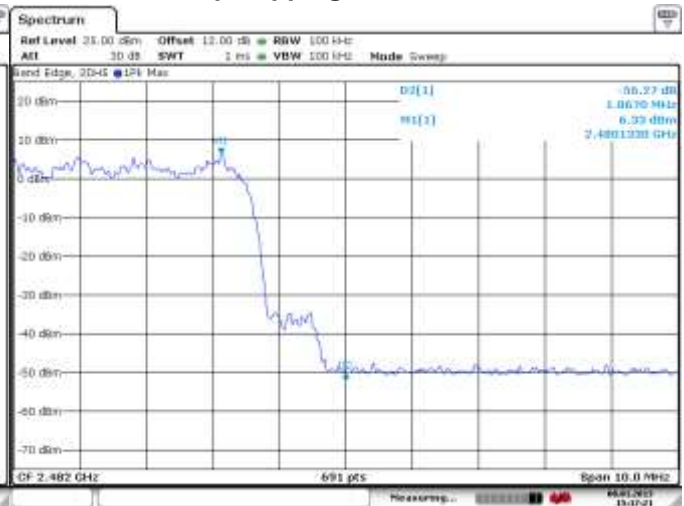


Figure 4-42: Band Edge Compliance
Freq. Hopping, Static PBRS, 2-DH5



BlackBerry	EMC Test Report for the BlackBerry® smartphone Model RFL111LW APPENDIX 4	
Test Report No. RTS-6026-1302-17_rev1	Dates of Test December 13, 2012-February 25 and March 27, 2013	FCC ID: L6ARFL110LW IC: 2503A-RFL110LW

Bluetooth RF Conducted Emission Test Results cont'd

Using pattern type "Static PBRS" and packet type "3-DH5" during the measurements.

Bluetooth Channel	Operating Mode	Measured Level (dBc)	Limit (dBc)	Margin (dB)
0	Single Frequency	-54.00	-20	-34.00
78	Single Frequency	-56.46	-20	-36.46
0	Hopping	-55.86	-20	-35.86
78	Hopping	-55.77	-20	-35.77

See figures 4-43 to 4-46 for the plots of the band edge compliance measurements.

Figure 4-43: Band Edge Compliance
Single Freq., Static PBRS, 3-DH5

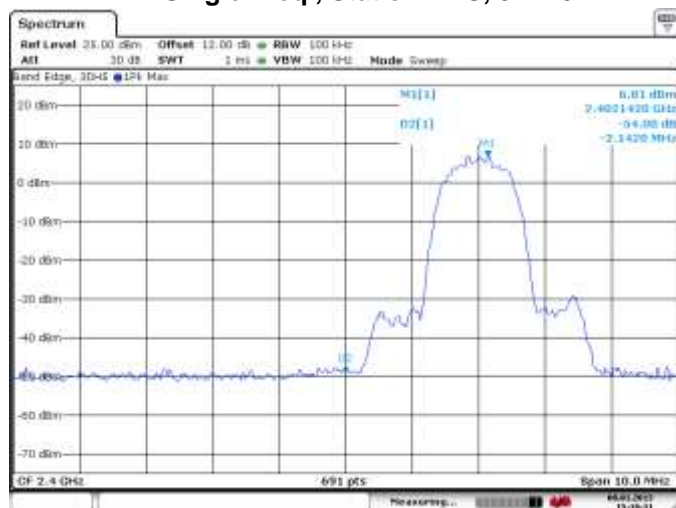
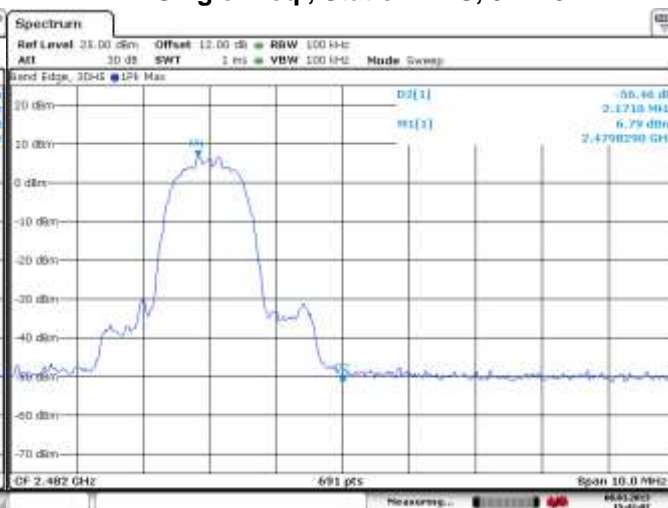


Figure 4-44: Band Edge Compliance
Single Freq., Static PBRS, 3-DH5



BlackBerry.	EMC Test Report for the BlackBerry® smartphone Model RFL111LW APPENDIX 4	
Test Report No. RTS-6026-1302-17_rev1	Dates of Test December 13, 2012-February 25 and March 27, 2013	FCC ID: L6ARFL110LW IC: 2503A-RFL110LW

Bluetooth RF Conducted Emission Test Results cont'd

Figure 4-45: Band Edge Compliance
Freq. Hopping, Static PBRS, 3-DH5

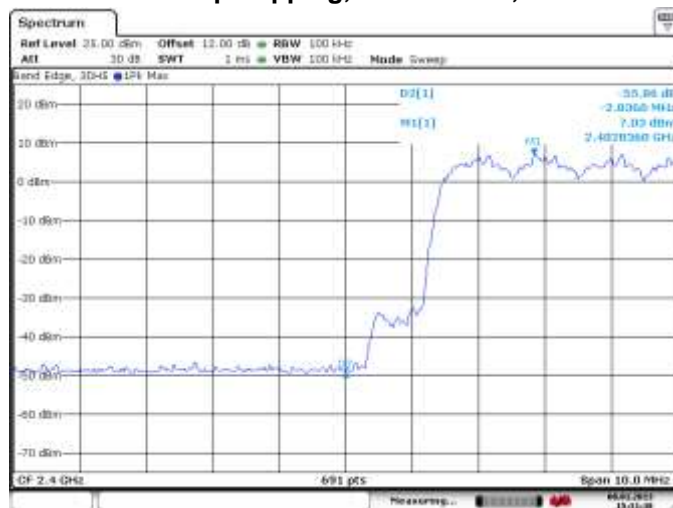
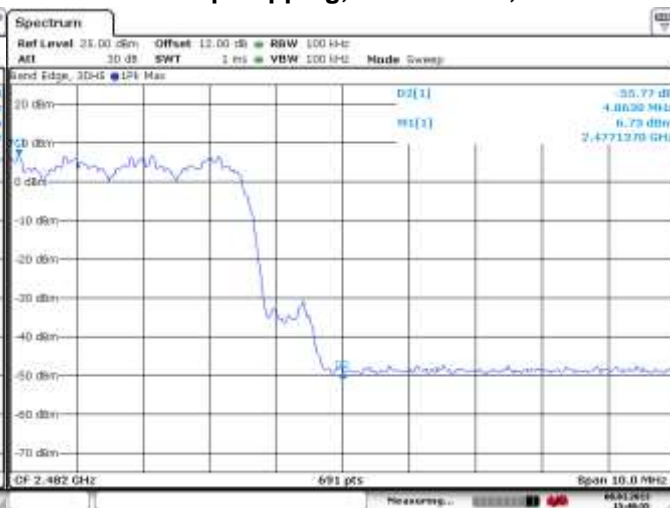



Figure 4-46: Band Edge Compliance
Freq. Hopping, Static PBRS, 3-DH5



	EMC Test Report for the BlackBerry® smartphone Model RFL111LW APPENDIX 4	
Test Report No. RTS-6026-1302-17_rev1	Dates of Test December 13, 2012-February 25 and March 27, 2013	FCC ID: L6ARFL110LW IC: 2503A-RFL110LW

Bluetooth RF Conducted Emission Test Results cont'd


Spurious RF Conducted Emissions

The EUT met the requirements of the spurious RF conducted emissions as per 47 CFR 15.247(c) and RSS-210. Low channel (0), mid channel (39) and high channel (78) were measured. Bluetooth was operating in single frequency and hopping mode. A reference offset of 12.4 dB was applied to the spectrum analyzer reference level for the attenuators and coaxial cable loss in the test circuit.

Using pattern type "Static PBRs" and packet type "DH5" during the measurements.

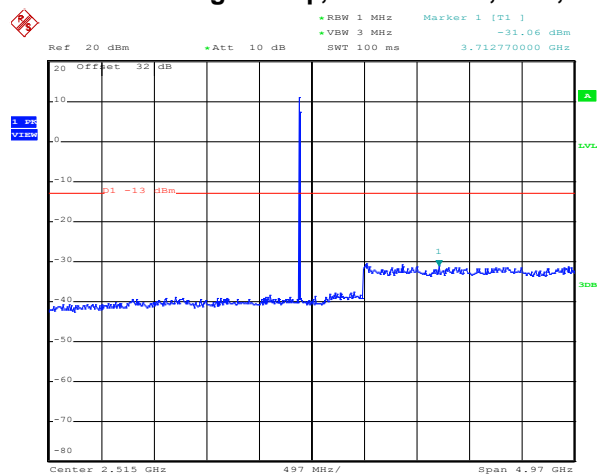
Bluetooth Channel	Channel Power (dBm)	Max. Measured Level (dBm)	Max. Measured Level from carrier (dBc)	Limit (dBc)
0.00	9.80	-31.06	-40.86	-20.00
39.00	10.20	-31.91	-42.11	-20.00
78.00	9.90	-31.88	-41.78	-20.00
Hopping mode	9.80	-31.12	-40.92	-20.00

See figures 4-47 to 4-50 for the plots of the spurious RF conducted emissions.

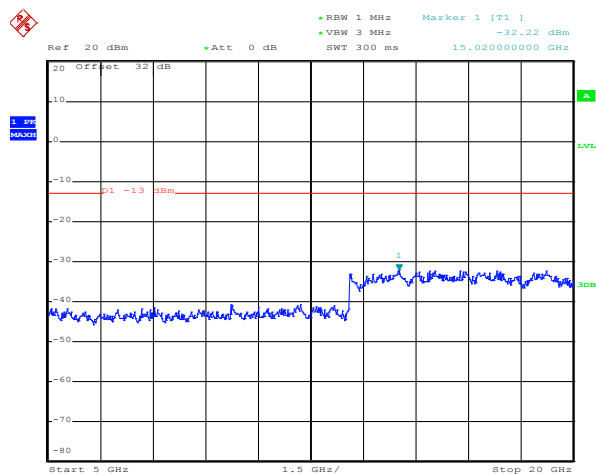
	EMC Test Report for the BlackBerry® smartphone Model RFL111LW APPENDIX 4	
Test Report No. RTS-6026-1302-17_rev1	Dates of Test December 13, 2012-February 25 and March 27, 2013	FCC ID: L6ARFL110LW IC: 2503A-RFL110LW

Bluetooth RF Conducted Emission Test Results cont'd

**Figure 4-47: Spurious RF Conducted Emissions
Single Freq., Static PBRS, DH5,**

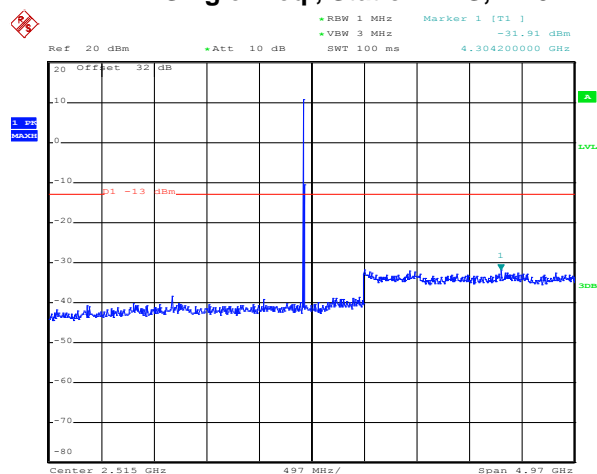


Date: 8.JAN.2013 16:09:57

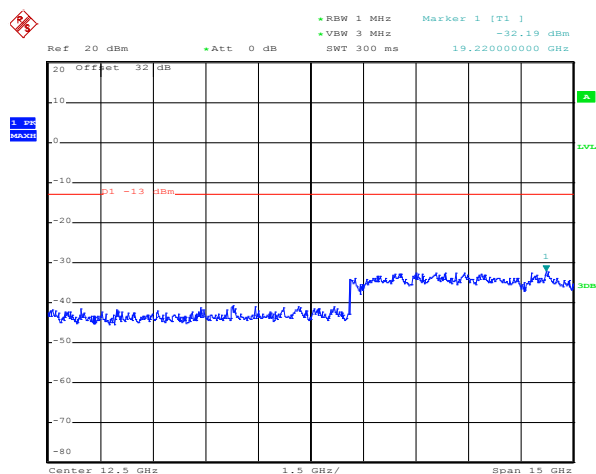


Date: 8.JAN.2013 16:18:05


**Figure 4-48: Spurious RF Conducted Emissions
Single Freq., Static PBRS, DH5**



Date: 8.JAN.2013 16:11:17

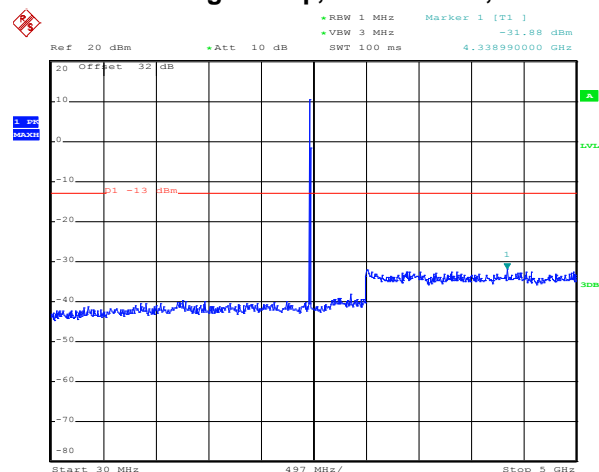


Date: 8.JAN.2013 16:18:54

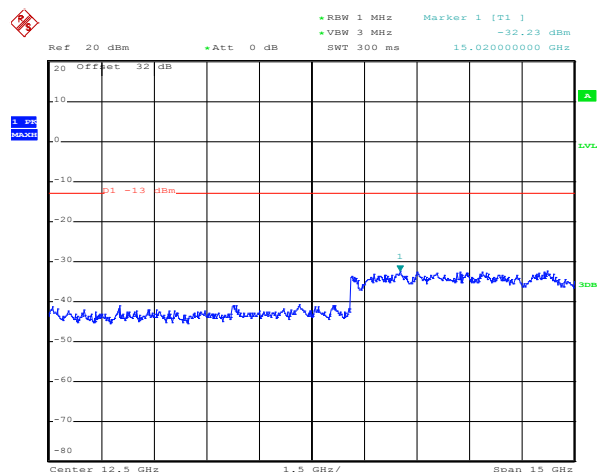
	EMC Test Report for the BlackBerry® smartphone Model RFL111LW APPENDIX 4	
Test Report No. RTS-6026-1302-17_rev1	Dates of Test December 13, 2012-February 25 and March 27, 2013	FCC ID: L6ARFL110LW IC: 2503A-RFL110LW

Bluetooth RF Conducted Emission Test Results cont'd

**Figure 4-49: Spurious RF Conducted Emissions
Single Freq., Static PBRS, DH5**

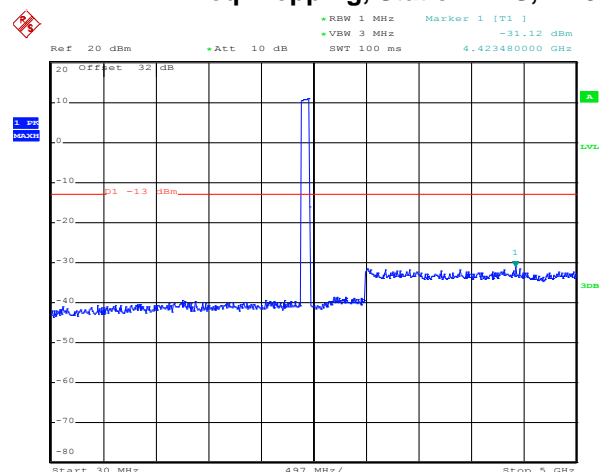


Date: 8.JAN.2013 16:12:06

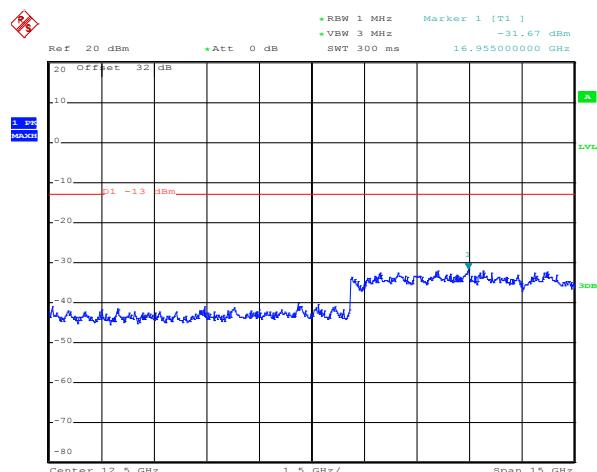


Date: 8.JAN.2013 16:19:48


**Figure 4-50: Spurious RF Conducted Emissions
Freq. Hopping, Static PBRS, DH5**



Date: 8.JAN.2013 16:13:55



Date: 8.JAN.2013 16:20:38


	EMC Test Report for the BlackBerry® smartphone Model RFL111LW APPENDIX 4	
Test Report No. RTS-6026-1302-17_rev1	Dates of Test December 13, 2012-February 25 and March 27, 2013	FCC ID: L6ARFL110LW IC: 2503A-RFL110LW

Bluetooth RF Conducted Emission Test Results cont'd

Using pattern type “Static PBRS” and packet type “2-DH5” during the measurements.

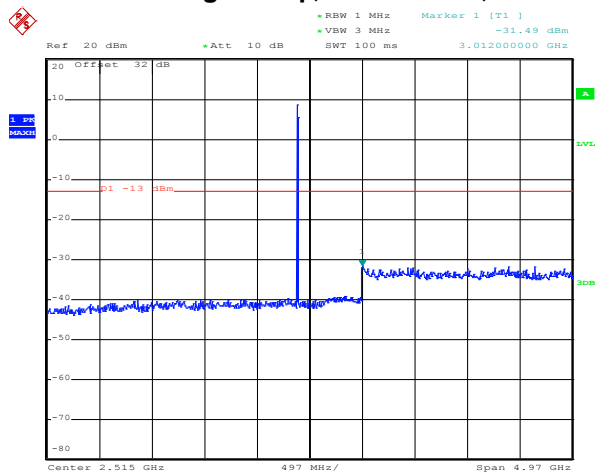
Bluetooth Channel	Channel Power (dBm)	Max. Measured Level (dBm)	Max. Measured Level from carrier (dBc)	Limit (dBc)
0.00	6.40	-31.49	-37.89	-20.00
39.00	6.60	-32.08	-38.68	-20.00
78.00	6.50	-32.16	-38.66	-20.00
Hopping mode	6.40	-31.24	-37.64	-20.00

See figures 4-51 to 4-54 for the plots of the spurious RF conducted emissions.

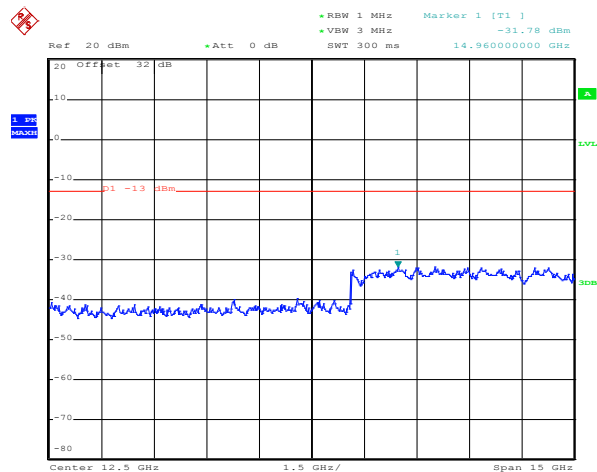
	EMC Test Report for the BlackBerry® smartphone Model RFL111LW APPENDIX 4	
Test Report No. RTS-6026-1302-17_rev1	Dates of Test December 13, 2012-February 25 and March 27, 2013	FCC ID: L6ARFL110LW IC: 2503A-RFL110LW

Bluetooth RF Conducted Emission Test Results cont'd

**Figure 4-51: Spurious RF Conducted Emissions
Single Freq., Static PBRs, 2-DH5**

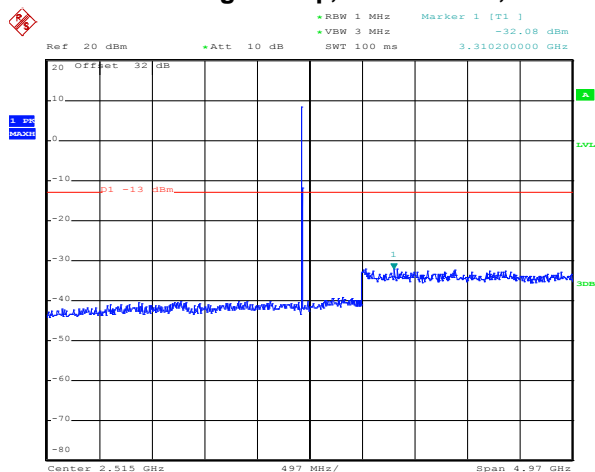


Date: 8.JAN.2013 17:09:13

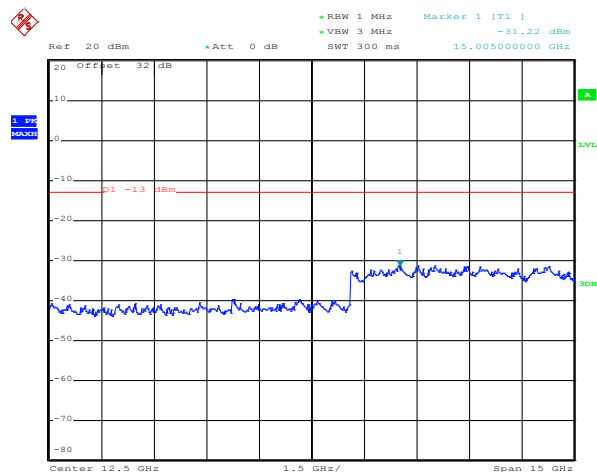


Date: 8.JAN.2013 16:25:30


**Figure 4-52: Spurious RF Conducted Emissions
Single Freq., Static PBRs, 2-DH5**



Date: 8.JAN.2013 17:08:00

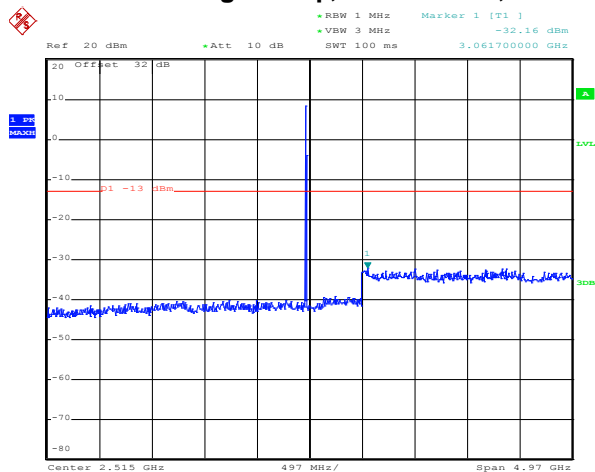


Date: 8.JAN.2013 16:54:55

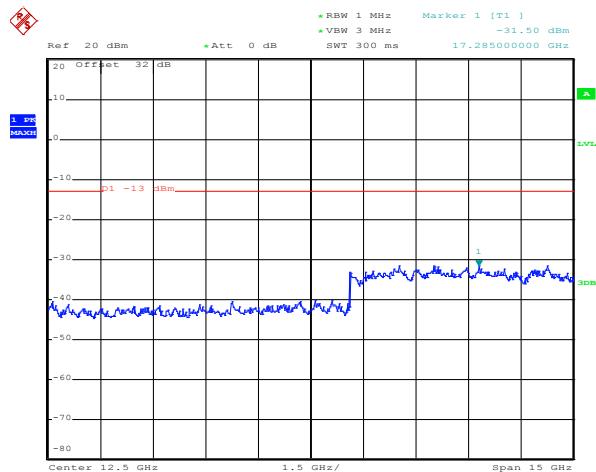
	EMC Test Report for the BlackBerry® smartphone Model RFL111LW APPENDIX 4	
Test Report No. RTS-6026-1302-17_rev1	Dates of Test December 13, 2012-February 25 and March 27, 2013	FCC ID: L6ARFL110LW IC: 2503A-RFL110LW

Bluetooth RF Conducted Emission Test Results cont'd

**Figure 4-53: Spurious RF Conducted Emissions
Single Freq., Static PBRs, 2-DH5**

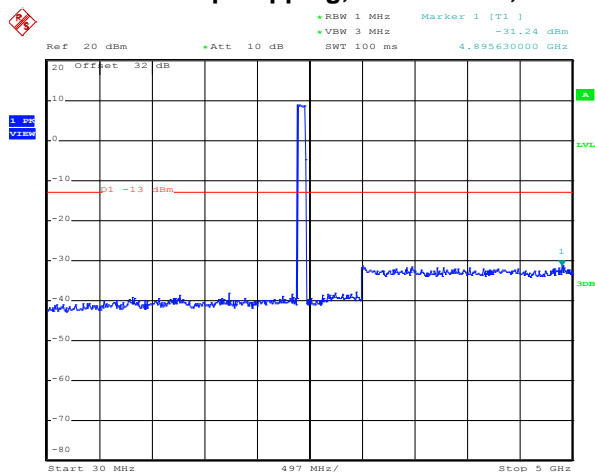


Date: 8.JAN.2013 17:07:18

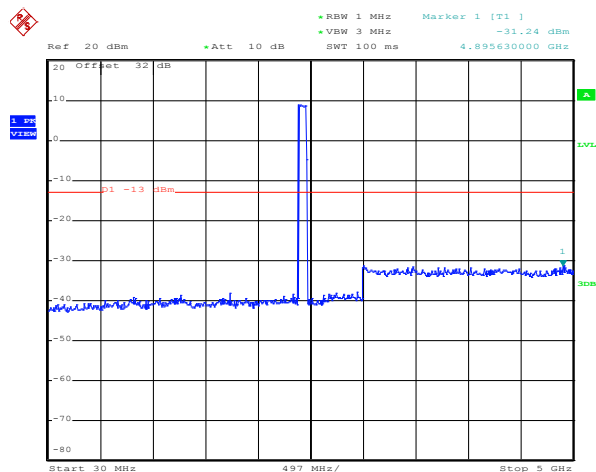


Date: 8.JAN.2013 16:59:08


**Figure 4-54: Spurious RF Conducted Emissions
Freq. Hopping, Static PBRs, 2-DH5**



Date: 8.JAN.2013 17:06:37



Date: 8.JAN.2013 17:06:37


	EMC Test Report for the BlackBerry® smartphone Model RFL111LW APPENDIX 4	
Test Report No. RTS-6026-1302-17_rev1	Dates of Test December 13, 2012-February 25 and March 27, 2013	FCC ID: L6ARFL110LW IC: 2503A-RFL110LW

Bluetooth RF Conducted Emission Test Results cont'd

Using pattern type "Static PBRS" and packet type "3-DH5" during the measurements.

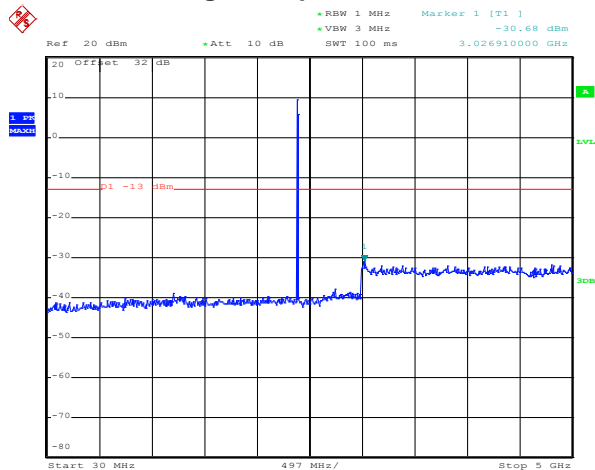
Bluetooth Channel	Channel Power (dBm)	Max. Measured Level (dBm)	Max. Measured Level from carrier (dBc)	Limit (dBc)
0.00	6.50	-30.68	-37.18	-20.00
39.00	6.70	-31.61	-38.31	-20.00
78.00	6.50	-31.26	-37.76	-20.00
Hopping mode	6.50	-30.83	-37.33	-20.00

See figures 4-55 to 4-58 for the plots of the spurious RF conducted emissions.

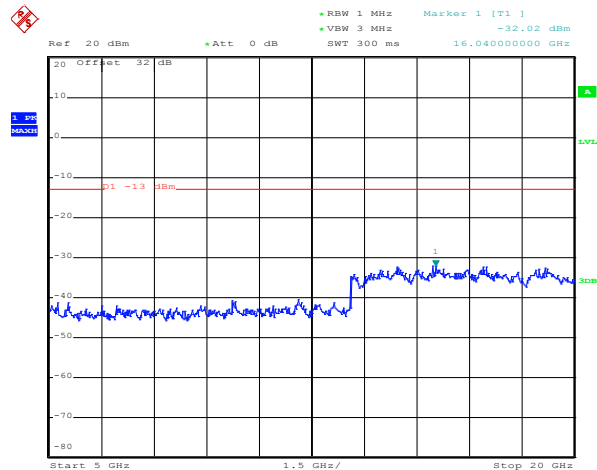
	EMC Test Report for the BlackBerry® smartphone Model RFL111LW APPENDIX 4	
Test Report No. RTS-6026-1302-17_rev1	Dates of Test December 13, 2012-February 25 and March 27, 2013	FCC ID: L6ARFL110LW IC: 2503A-RFL110LW

Bluetooth RF Conducted Emission Test Results cont'd

**Figure 4-55: Spurious RF Conducted Emissions
Single Freq., Static PBRs, 3-DH5**

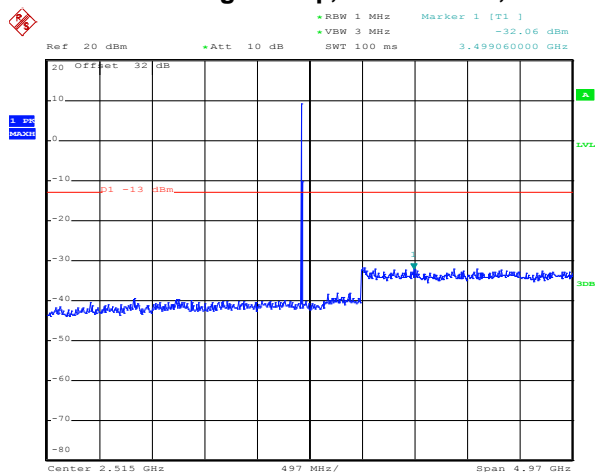


Date: 9.JAN.2013 10:52:25

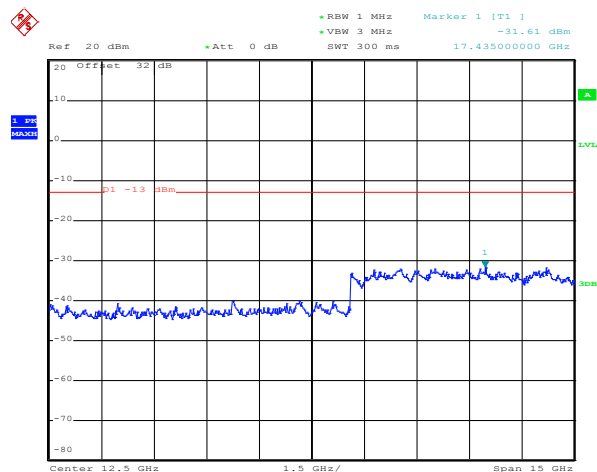


Date: 9.JAN.2013 11:07:28


**Figure 4-56: Spurious RF Conducted Emissions
Single Freq., Static PBRs, 3-DH5**



Date: 9.JAN.2013 10:53:18

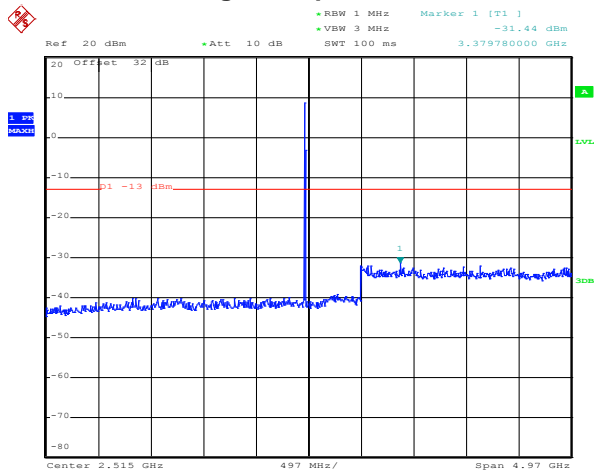


Date: 9.JAN.2013 11:06:47

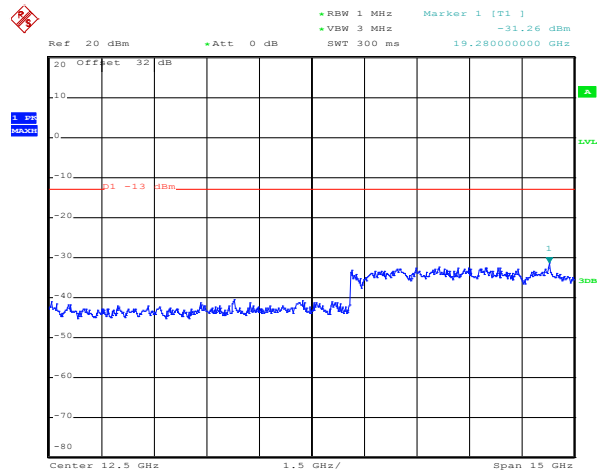
	EMC Test Report for the BlackBerry® smartphone Model RFL111LW APPENDIX 4	
Test Report No. RTS-6026-1302-17_rev1	Dates of Test December 13, 2012-February 25 and March 27, 2013	FCC ID: L6ARFL110LW IC: 2503A-RFL110LW

Bluetooth RF Conducted Emission Test Results cont'd

**Figure 4-57: Spurious RF Conducted Emissions
Single Freq., Static PBRs, 3-DH5**

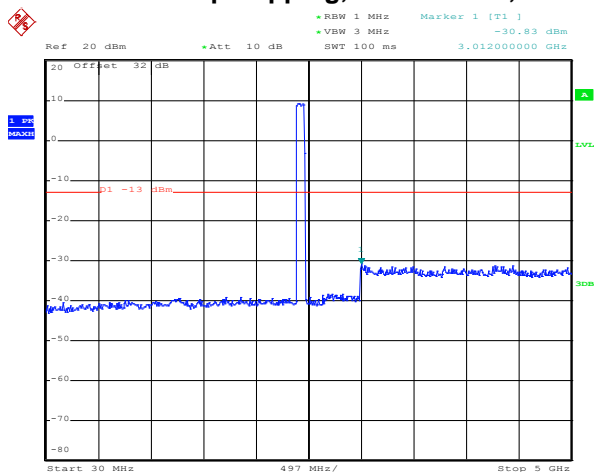


Date: 9.JAN.2013 10:54:23

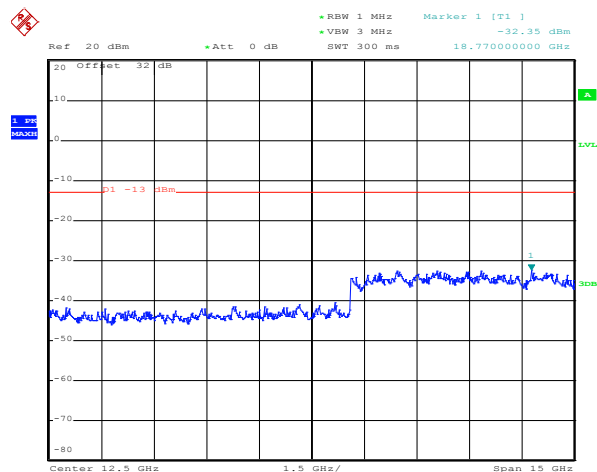


Date: 9.JAN.2013 11:03:17

**Figure 4-58: Spurious RF Conducted Emissions
Freq. Hopping, Static PBRs, 3-DH5**



Date: 9.JAN.2013 10:59:39



Date: 9.JAN.2013 11:01:59

BlackBerry	EMC Test Report for the BlackBerry® smartphone Model RFL111LW APPENDIX 4	
Test Report No. RTS-6026-1302-17_rev1	Dates of Test December 13, 2012-February 25 and March 27, 2013	FCC ID: L6ARFL110LW IC: 2503A-RFL110LW

Bluetooth Low Energy RF Conducted Emission Test Results

6 dB Bandwidth

The EUT met the requirements of the 6 dB bandwidth as per 47 CFR 15.247(a)(2) and RSS-210. Channels 0, 20 and 39 were measured.

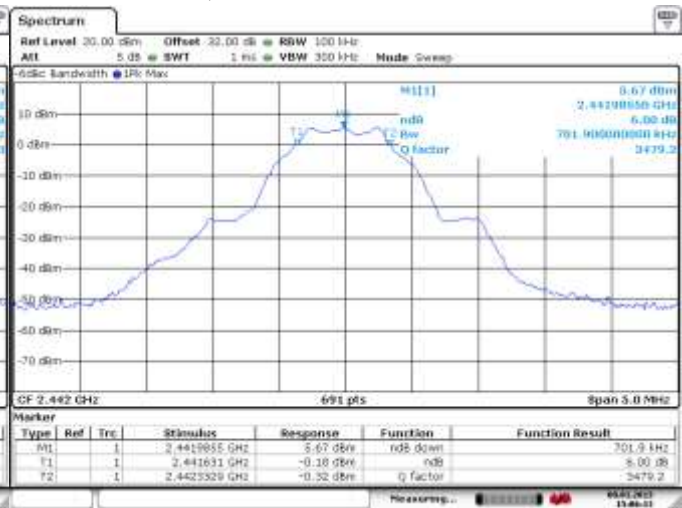
Channel	Limit (kHz)	Measured Level (MHz)
0	≥ 500	672.90
20	≥ 500	665.00
39	≥ 500	670.00

See figures 4-59 to 4-61 for the plots of the 6 dB bandwidth measurements for Channels 0, 20, and 39.

**Figure 4-59: 6 dB Bandwidth
LE, Channel 0**



**Figure 4-60: 6 dB Bandwidth
LE, Channel 20**




BlackBerry	EMC Test Report for the BlackBerry® smartphone Model RFL111LW APPENDIX 4	
Test Report No. RTS-6026-1302-17_rev1	Dates of Test December 13, 2012-February 25 and March 27, 2013	FCC ID: L6ARFL110LW IC: 2503A-RFL110LW

Bluetooth Low Energy RF Conducted Emission Test Results cont'd

**Figure 4-61: 6 dB Bandwidth
LE, Channel 39**



	EMC Test Report for the BlackBerry® smartphone Model RFL111LW APPENDIX 4	
Test Report No. RTS-6026-1302-17_rev1	Dates of Test December 13, 2012-February 25 and March 27, 2013	FCC ID: L6ARFL110LW IC: 2503A-RFL110LW

Bluetooth Low Energy RF Conducted Emission Test Results cont'd

Maximum Conducted Output Power

The EUT met the requirements of the maximum conducted output power of class 2 as per 47 CFR 15.247(b)(3) and RSS-210. Channels 0, 20 and 39 were measured using an Agilent power meter, model N1911A with model N1921A power sensor. A reference offset of 6.4 dB was applied to the power meter reference level for the coaxial cable loss and attenuators in the test circuit.

Channel	Class 2 Limit (W)	Measured Level (dBm)	Measured Level (W)
0	< 1.00	7.75	5.956621435
20	< 1.00	7.3	5.370317964
39	< 1.00	6.28	4.246195639

BlackBerry	EMC Test Report for the BlackBerry® smartphone Model RFL111LW APPENDIX 4	
Test Report No. RTS-6026-1302-17_rev1	Dates of Test December 13, 2012-February 25 and March 27, 2013	FCC ID: L6ARFL110LW IC: 2503A-RFL110LW

Bluetooth Low Energy RF Conducted Emission Test Results cont'd

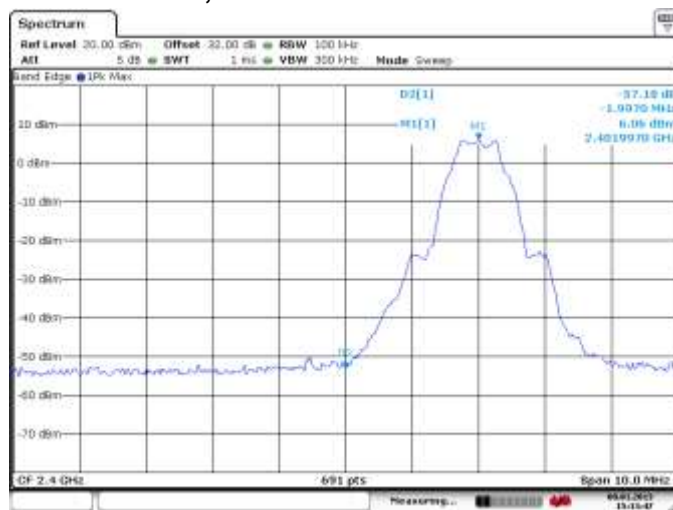
Band Edge Compliance

The EUT met the requirements of the band edge compliance as per 47 CFR 15.247(c) and RSS-210. Channels 0 and 39 were measured.

Channel	Limit (dBc)	Measured Level (dBc)	Margin (dBc)
0	< -20	-41.13	-21.13
39	< -20	-43.32	-23.32


See figures 4-62 to 4-63 for the plots of the band edge compliance measurements for Channels 0 and 39.

**Figure 4-62: Band Edge Compliance
LE, Channel 0**



**Figure 4-63: Band Edge Compliance
LE, Channel 39**



	EMC Test Report for the BlackBerry® smartphone Model RFL111LW APPENDIX 4	
Test Report No. RTS-6026-1302-17_rev1	Dates of Test December 13, 2012-February 25 and March 27, 2013	FCC ID: L6ARFL110LW IC: 2503A-RFL110LW

Bluetooth Low Energy RF Conducted Emission Test Results cont'd

Peak Power Spectral Density

The EUT met the requirements of the peak power spectral density as per 47 CFR 15.247(d) and RSS-210. Channels 0, 20 and 39 were measured.

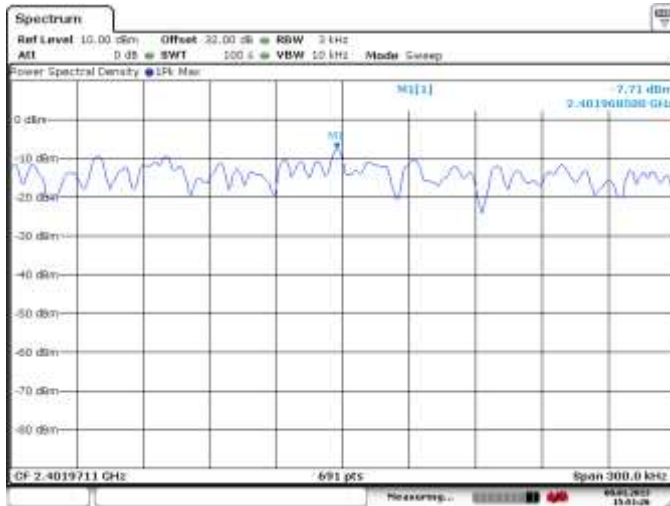
Channel	Limit (dBm)	Measured Level (dBm)	Margin (dBm)
0	< 8.00	-6.73	-14.73
20	< 8.00	-7.09	-15.09
39	< 8.00	-7.89	-15.89

BlackBerry	EMC Test Report for the BlackBerry® smartphone Model RFL111LW APPENDIX 4	
Test Report No. RTS-6026-1302-17_rev1	Dates of Test December 13, 2012-February 25 and March 27, 2013	FCC ID: L6ARFL110LW IC: 2503A-RFL110LW

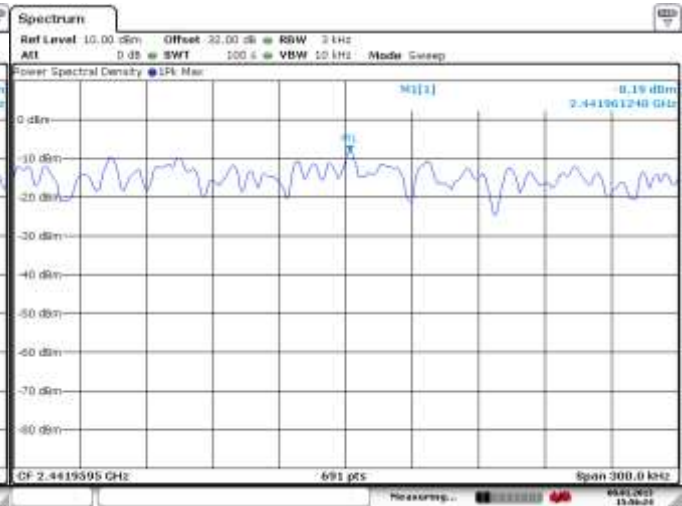
Bluetooth Low Energy RF Conducted Emission Test Results cont'd

See figures 4-64 to 4-66 for the plots of the peak power spectral density for Channels 0, 20 and 39.

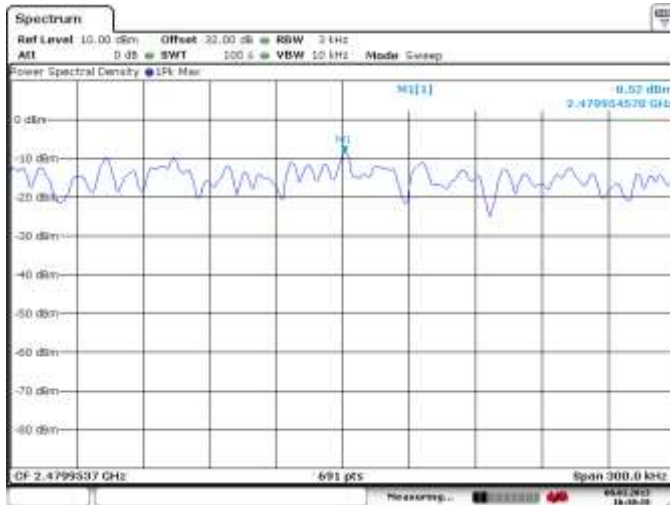
**Figure 4-64: Peak Power Spectral Density
LE, Channel 0**



**Figure 4-65: Peak Power Spectral Density
LE, Channel 20**



**Figure 4-66: Peak Power Spectral Density
LE, Channel 39**

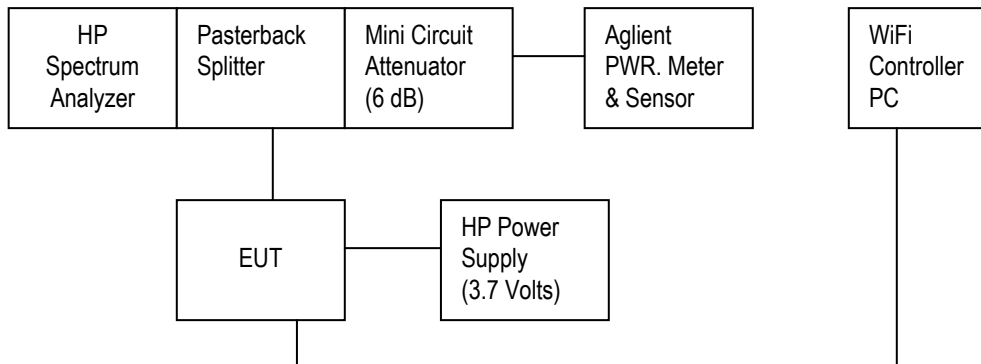


APPENDIX 5 – 802.11b/g/n CONDUCTED EMISSIONS TEST DATA/PLOTS

BlackBerry	EMC Test Report for the BlackBerry® smartphone Model RFL111LW APPENDIX 5	
Test Report No. RTS-6026-1302-17_rev1	Dates of Test December 13, 2012-February 25 and March 27, 2013	FCC ID: L6ARFL110LW IC: 2503A-RFL110LW

802.11b/g/n RF Conducted Emission Test Results

Test Setup Diagram




A reference offset of 20.4 dB was applied to the spectrum analyzer and 6.6 dB was applied to the Power Meter reference level for the attenuators and coaxial cable loss in the test circuit.

Date of test: January 11-14, 2013

The measurements on the BlackBerry® smartphone were performed by Kevin Guo.

The environmental test conditions were: Temperature: 22.6-22.8°C
 Relative Humidity: 29.5-23.9 %

	EMC Test Report for the BlackBerry® smartphone Model RFL111LW APPENDIX 5	
Test Report No. RTS-6026-1302-17_rev1	Dates of Test December 13, 2012-February 25 and March 27, 2013	FCC ID: L6ARFL110LW IC: 2503A-RFL110LW

802.11b/g/n RF Conducted Emission Test Results cont'd

6 dB Bandwidth

The EUT met the requirements of the 6 dB bandwidth as per 47 CFR 15.247(a)(2) and RSS-210. Channels 1, 6 and 11 were measured at 1 Mbps, 5.5 Mbps, and 11Mbps each for 802.11b mode, 6 Mbps, 24 Mbps, and 54 Mbps each for 802.11g mode, and MCS 0, 4, and 7 for 802.11n mode.

Channel	Data Rate	Limit (kHz)	Measured Level (MHz)
1	1 Mbps	≥ 500	7.93
	5.5 Mbps	≥ 500	8.25
	11 Mbps	≥ 500	7.47
	6 Mbps	≥ 500	16.38
	24 Mbps	≥ 500	15.56
	54 Mbps	≥ 500	16.59
	MCS 0	≥ 500	17.66
	MCS 4	≥ 500	17.77
	MCS 7	≥ 500	17.78
6	1 Mbps	≥ 500	8.05
	5.5 Mbps	≥ 500	7.61
	11 Mbps	≥ 500	7.50
	6 Mbps	≥ 500	16.44
	24 Mbps	≥ 500	16.56
	54 Mbps	≥ 500	16.56
	MCS 0	≥ 500	17.60
	MCS 4	≥ 500	17.77
	MCS 7	≥ 500	17.77
11	1 Mbps	≥ 500	8.05
	5.5 Mbps	≥ 500	8.48
	11 Mbps	≥ 500	8.25
	6 Mbps	≥ 500	16.44
	24 Mbps	≥ 500	16.56
	54 Mbps	≥ 500	16.56
	MCS 0	≥ 500	17.66
	MCS 4	≥ 500	17.77
	MCS 7	≥ 500	17.78

	EMC Test Report for the BlackBerry® smartphone Model RFL111LW APPENDIX 5	
Test Report No. RTS-6026-1302-17_rev1	Dates of Test December 13, 2012-February 25 and March 27, 2013	FCC ID: L6ARFL110LW IC: 2503A-RFL110LW

802.11b/g/n RF Conducted Emission Test Results cont'd

See figures 5-1 to 5-9 for the plots of the 6 dB bandwidth measurements for Channels 1, 6, and 11, at 1 Mbps each for 802.11b mode, 6 Mbps each for 802.11g mode, and MCS 0 each for 802.11n mode.

Figure 5-1: 6 dB Bandwidth
802.11b, Channel 1, 1 Mbps

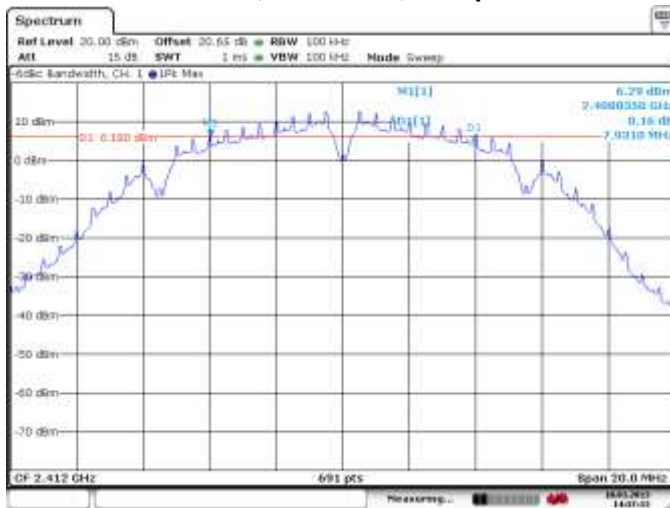


Figure 5-2: 6 dB Bandwidth
802.11b, Channel 6, 1 Mbps

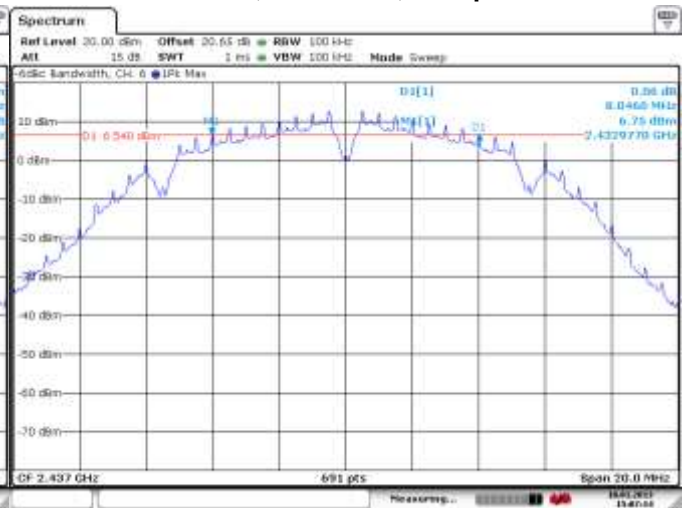


Figure 5-3: 6 dB Bandwidth
802.11b, Channel 11, 1 Mbps

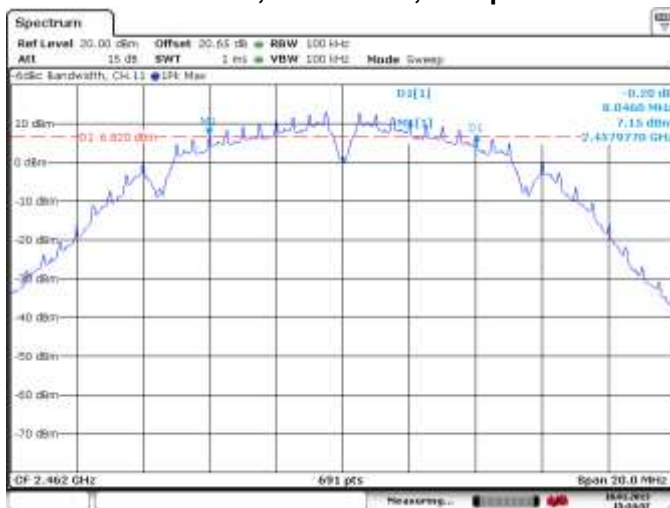
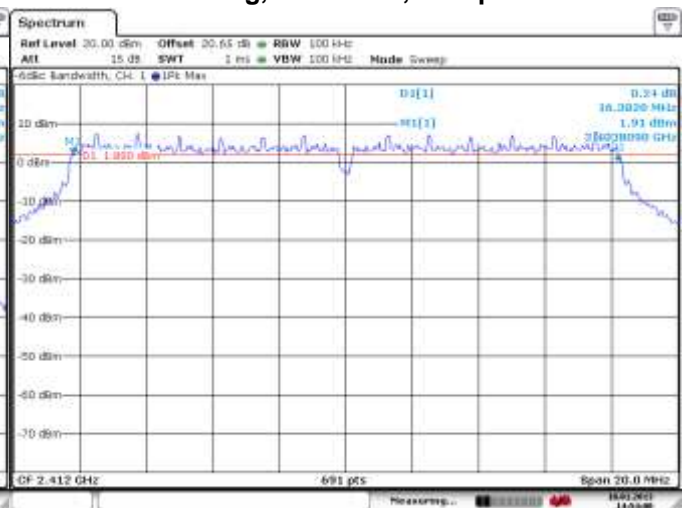


Figure 5-4: 6 dB Bandwidth
802.11g, Channel 1, 6 Mbps



	EMC Test Report for the BlackBerry® smartphone Model RFL111LW APPENDIX 5	
Test Report No. RTS-6026-1302-17_rev1	Dates of Test December 13, 2012-February 25 and March 27, 2013	FCC ID: L6ARFL110LW IC: 2503A-RFL110LW

802.11b/g/n RF Conducted Emission Test Results cont'd

Figure 5-5: 6 dB Bandwidth
802.11g, Channel 6, 6 Mbps

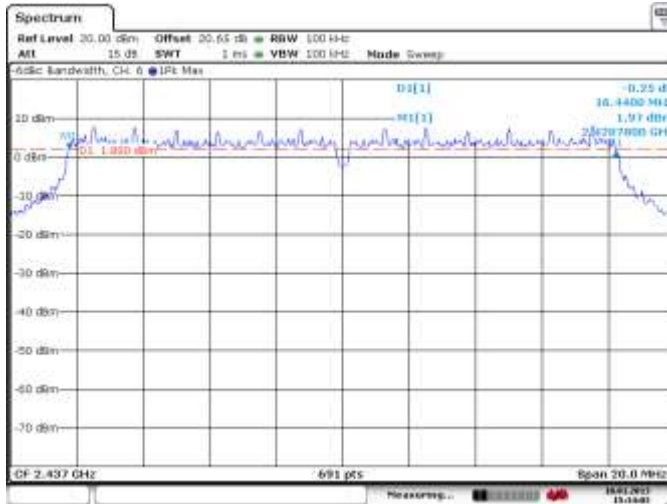


Figure 5-6: 6 dB Bandwidth
802.11g, Channel 11, 6 Mbps

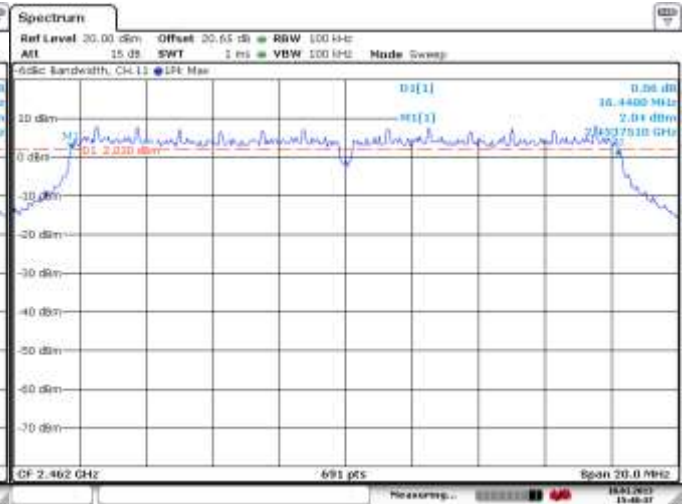


Figure 5-7: 6 dB Bandwidth
802.11n, Channel 1, MCS 0

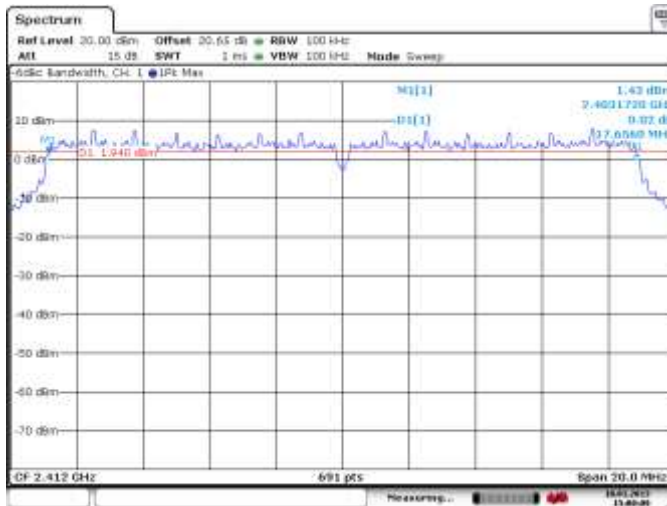
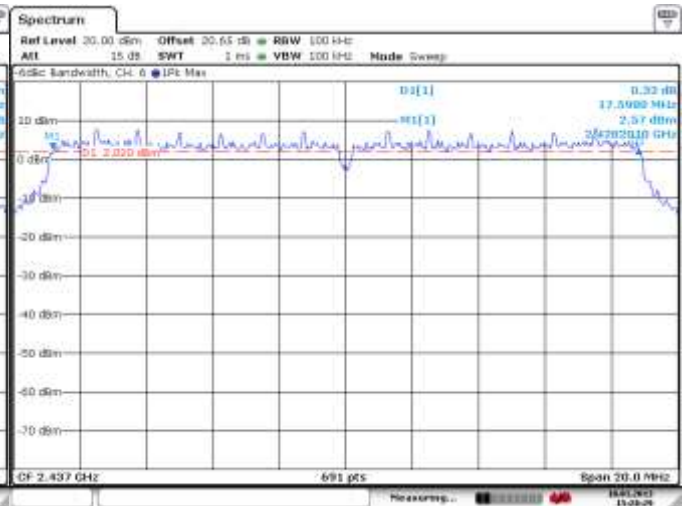
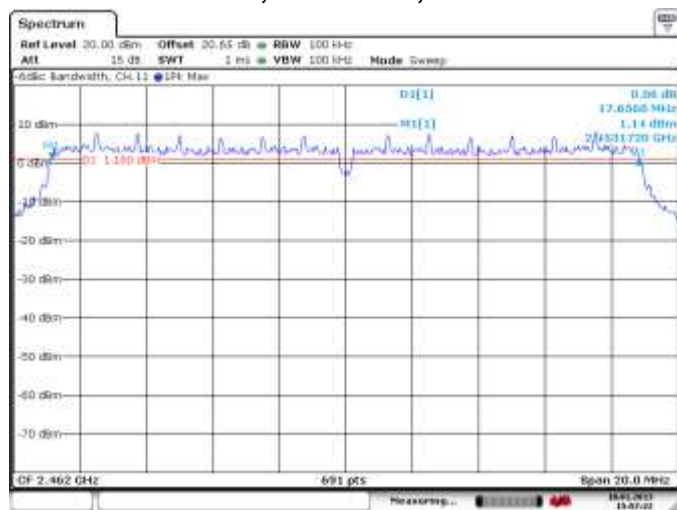



Figure 5-8: 6 dB Bandwidth
802.11n, Channel 6, MCS 0



BlackBerry.	EMC Test Report for the BlackBerry® smartphone Model RFL111LW APPENDIX 5	
Test Report No. RTS-6026-1302-17_rev1	Dates of Test December 13, 2012-February 25 and March 27, 2013	FCC ID: L6ARFL110LW IC: 2503A-RFL110LW

Figure 5-9: 6 dB Bandwidth
802.11n, Channel 11, MCS 0




	EMC Test Report for the BlackBerry® smartphone Model RFL111LW APPENDIX 5	
Test Report No. RTS-6026-1302-17_rev1	Dates of Test December 13, 2012-February 25 and March 27, 2013	FCC ID: L6ARFL110LW IC: 2503A-RFL110LW

802.11b/g/n RF Conducted Emission Test Results cont'd

Maximum Conducted Output Power


The EUT met the requirements of the maximum conducted output power of class 2 as per 47 CFR 15.247(b)(3) and RSS-210. Channels 1, 6 and 11 were measured at 1 Mbps, 5.5 Mbps, and 11 Mbps each for 802.11b mode, 6 Mbps, 24 Mbps, and 54 Mbps each for 802.11g mode, and MCS 0, 4 and 7 for 802.11n mode using an Agilent power meter, model N1911A with model N1921A power sensor. A reference offset of 18.4 dB was applied to the power meter reference level for the coaxial cable loss and attenuators in the test circuit.

Channel	Data Rate	Class 2 Limit (W)	Measured Level (dBm)	Measured Level (mW)
1	1 Mbps	< 1.00	19.28	84.77
	5.5 Mbps	< 1.00	19.07	80.82
	11 Mbps	< 1.00	19.09	81.07
	6 Mbps	< 1.00	16.27	42.39
	24 Mbps	< 1.00	15.88	38.73
	54 Mbps	< 1.00	14.48	28.03
	MCS 0	< 1.00	16.17	41.42
	MCS 4	< 1.00	13.58	22.80
	MCS 7	< 1.00	12.22	16.68
6	1 Mbps	< 1.00	19.49	89.01
	5.5 Mbps	< 1.00	19.33	85.62
	11 Mbps	< 1.00	19.25	84.09
	6 Mbps	< 1.00	18.88	77.35
	24 Mbps	< 1.00	16.44	44.01
	54 Mbps	< 1.00	14.86	30.62
	MCS 0	< 1.00	16.41	43.71
	MCS 4	< 1.00	13.81	24.05
	MCS 7	< 1.00	12.49	17.72

	EMC Test Report for the BlackBerry® smartphone Model RFL111LW APPENDIX 5	
Test Report No. RTS-6026-1302-17_rev1	Dates of Test December 13, 2012-February 25 and March 27, 2013	FCC ID: L6ARFL110LW IC: 2503A-RFL110LW

802.11b/g/n RF Conducted Emission Test Results cont'd

Channel	Data Rate	Class 2 Limit (W)	Measured Level (dBm)	Measured Level (mW)
11	1 Mbps	< 1.00	19.21	83.33
	5.5 Mbps	< 1.00	19.05	80.38
	11 Mbps	< 1.00	19.00	79.44
	6 Mbps	< 1.00	12.94	19.68
	24 Mbps	< 1.00	12.61	18.23
	54 Mbps	< 1.00	12.14	16.38
	MCS 0	< 1.00	12.88	19.42
	MCS 4	< 1.00	12.30	17.00
	MCS 7	< 1.00	11.97	15.73

	EMC Test Report for the BlackBerry® smartphone Model RFL111LW APPENDIX 5	
Test Report No. RTS-6026-1302-17_rev1	Dates of Test December 13, 2012-February 25 and March 27, 2013	FCC ID: L6ARFL110LW IC: 2503A-RFL110LW

802.11b/g/n RF Conducted Emission Test Results cont'd

Band Edge Compliance

The EUT met the requirements of the band edge compliance as per 47 CFR 15.247(c) and RSS-210. Channels 1 and 11 were measured at 1 Mbps, 5.5 Mbps, and 11 Mbps each for 802.11b mode, 6 Mbps, 24 Mbps, and 54 Mbps each for 802.11g mode, and MCS 0, 4 and 7 for 802.11n mode.

Channel	Data Rate	Limit (dBc)	Measured Level (dBc)	Margin (dBc)
1	1 Mbps	< -20	-46.18	-26.18
	5.5 Mbps	< -20	-46.09	-26.09
	11 Mbps	< -20	-46.11	-26.11
	6 Mbps	< -20	-29.38	-9.38
	24 Mbps	< -20	-29.26	-9.26
	54 Mbps	< -20	-29.19	-9.19
	MCS 0	< -20	-28.72	-8.72
	MCS 4	< -20	-28.61	-8.61
	MCS 7	< -20	-28.65	-8.65
11	1 Mbps	< -20	-45.64	-25.64
	5.5 Mbps	< -20	-45.49	-25.49
	11 Mbps	< -20	-45.46	-25.46
	6 Mbps	< -20	-29.56	-9.56
	24 Mbps	< -20	-29.51	-9.51
	54 Mbps	< -20	-29.40	-9.40
	MCS 0	< -20	-29.86	-9.86
	MCS 4	< -20	-29.75	-9.75
	MCS 7	< -20	-29.72	-9.72

See figures 5-10 to 5-15 for the plots of the band edge compliance measurements for Channels 1 and 11, at 1 Mbps each for 802.11b mode, 6 Mbps each for 802.11g mode, and MCS 0 each for 802.11n mode.

	EMC Test Report for the BlackBerry® smartphone Model RFL111LW APPENDIX 5	
Test Report No. RTS-6026-1302-17_rev1	Dates of Test December 13, 2012-February 25 and March 27, 2013	FCC ID: L6ARFL110LW IC: 2503A-RFL110LW

802.11b/g/n RF Conducted Emission Test Results cont'd

Figure 5-10: Band Edge Compliance
802.11b, Channel 1, 1 Mbps

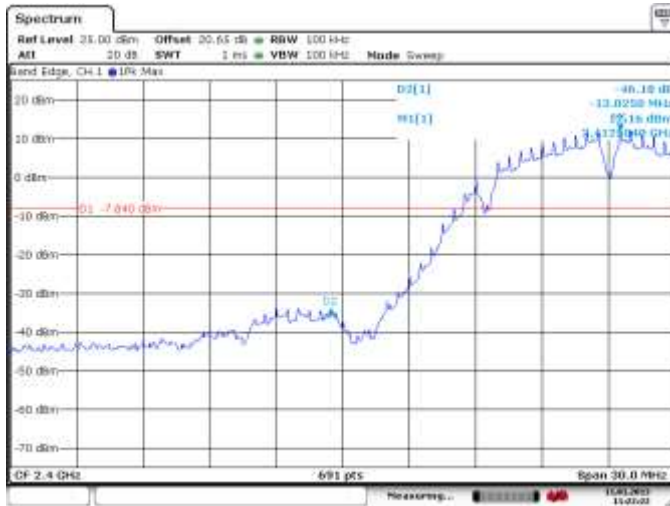


Figure 5-11: Band Edge Compliance
802.11b, Channel 11, 1 Mbps

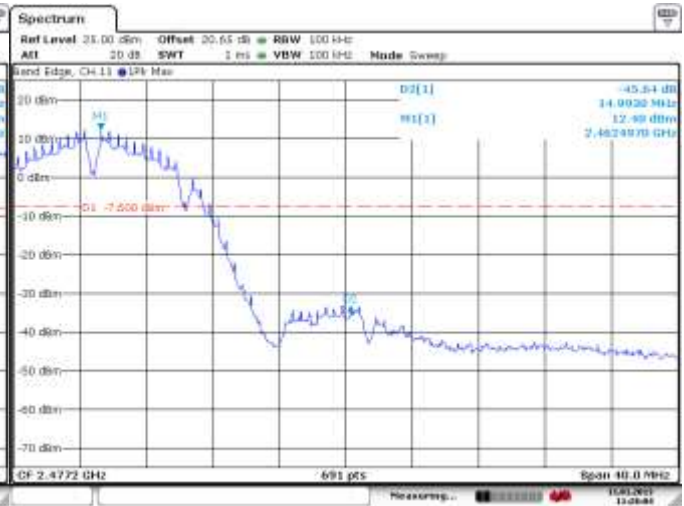


Figure 5-12: Band Edge Compliance
802.11g, Channel 1, 6 Mbps

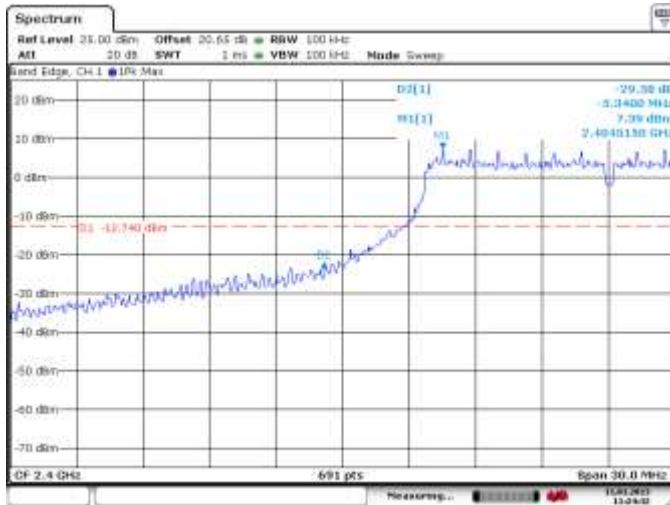
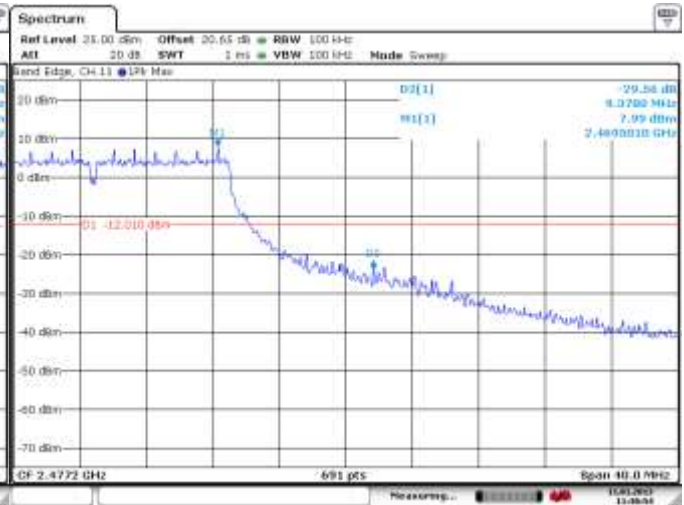


Figure 5-13: Band Edge Compliance
802.11g, Channel 11, 6 Mbps



BlackBerry	EMC Test Report for the BlackBerry® smartphone Model RFL111LW APPENDIX 5	
Test Report No. RTS-6026-1302-17_rev1	Dates of Test December 13, 2012-February 25 and March 27, 2013	FCC ID: L6ARFL110LW IC: 2503A-RFL110LW

802.11b/g/n RF Conducted Emission Test Results cont'd

Figure 5-14: Band Edge Compliance
802.11n, Channel 1, MCS 0

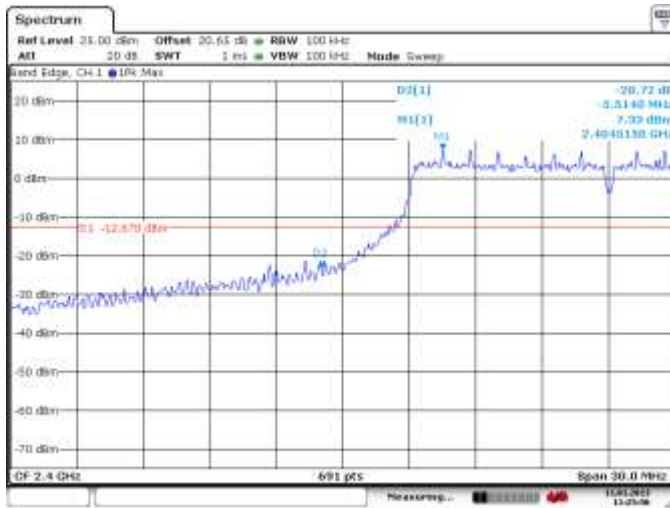
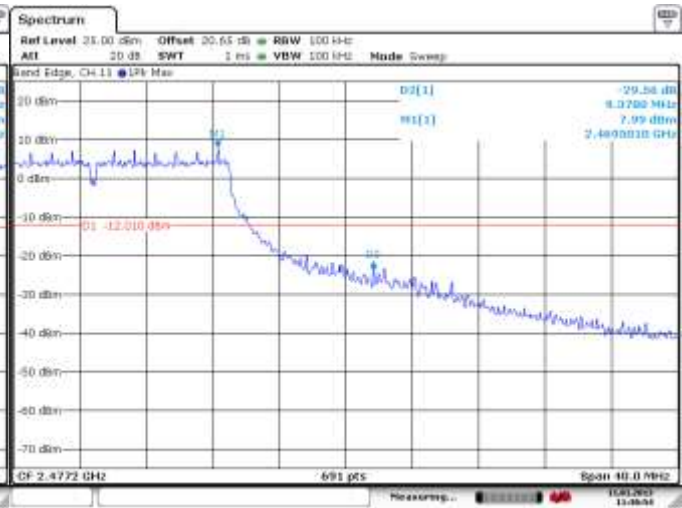



Figure 5-15: Band Edge Compliance
802.11n, Channel 11, MCS 0



	EMC Test Report for the BlackBerry® smartphone Model RFL111LW APPENDIX 5	
Test Report No. RTS-6026-1302-17_rev1	Dates of Test December 13, 2012-February 25 and March 27, 2013	FCC ID: L6ARFL110LW IC: 2503A-RFL110LW

802.11b/g/n RF Conducted Emission Test Results cont'd

Peak Power Spectral Density

The EUT met the requirements of the peak power spectral density as per 47 CFR 15.247(d) and RSS-210. Channels 1, 6 and 11 were measured at 1 Mbps, 5.5 Mbps, and 11 Mbps each for 802.11b mode, 6 Mbps, 24 Mbps, and 54 Mbps each for 802.11g mode, and MCS 0, 4, and 7 for 802.11n mode.

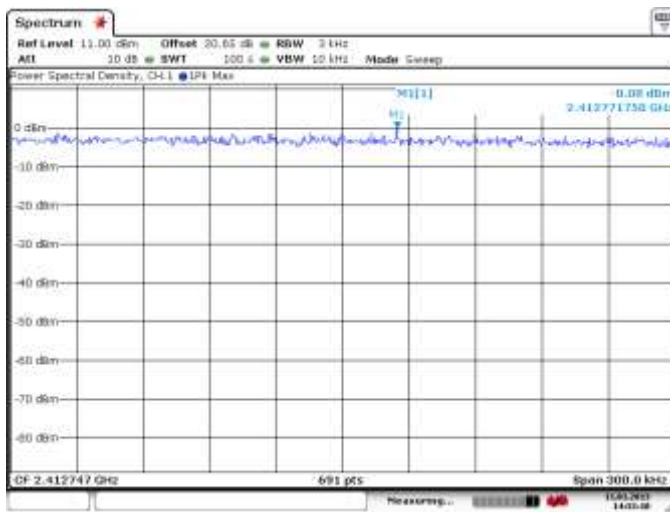
Channel	Data Rate	Limit (dBm)	Measured Level (dBm)	Margin (dBm)
1	1 Mbps	< 8.00	-0.08	-8.08
	5.5 Mbps	< 8.00	-1.79	-9.79
	11 Mbps	< 8.00	-2.05	-10.05
	6 Mbps	< 8.00	-6.12	-14.12
	24 Mbps	< 8.00	-8.04	-16.04
	54 Mbps	< 8.00	-9.16	-17.16
	MCS 0	< 8.00	-5.32	-13.32
	MCS 4	< 8.00	-7.43	-15.43
	MCS 7	< 8.00	-7.96	-15.96
6	1 Mbps	< 8.00	-0.47	-8.47
	5.5 Mbps	< 8.00	-2.14	-10.14
	11 Mbps	< 8.00	-2.69	-10.69
	6 Mbps	< 8.00	-6.03	-14.03
	24 Mbps	< 8.00	-7.84	-15.84
	54 Mbps	< 8.00	-9.16	-17.16
	MCS 0	< 8.00	-4.97	-12.97
	MCS 4	< 8.00	-7.24	-15.24
	MCS 7	< 8.00	-7.52	-15.52
11	1 Mbps	< 8.00	0.07	-7.93
	5.5 Mbps	< 8.00	-1.71	-9.71
	11 Mbps	< 8.00	-2.12	-10.12
	6 Mbps	< 8.00	-5.55	-13.55
	24 Mbps	< 8.00	-7.80	-15.80
	54 Mbps	< 8.00	-8.61	-16.61
	MCS 0	< 8.00	-5.44	-13.44
	MCS 4	< 8.00	-7.52	-15.52
	MCS 7	< 8.00	-7.95	-15.95

	EMC Test Report for the BlackBerry® smartphone Model RFL111LW APPENDIX 5	
Test Report No. RTS-6026-1302-17_rev1	Dates of Test December 13, 2012-February 25 and March 27, 2013	FCC ID: L6ARFL110LW IC: 2503A-RFL110LW

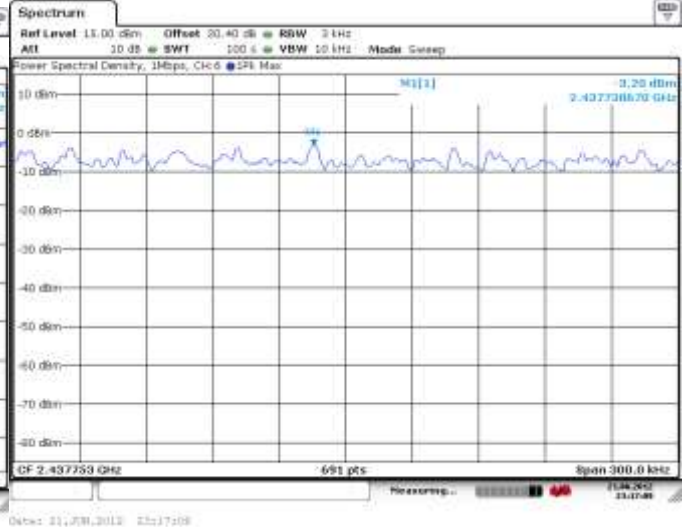
802.11b/g/n RF Conducted Emission Test Results cont'd

See figures 5-16 to 5-24 for the plots of the peak power spectral density for Channels 1, 6 and 11, at 1 Mbps each for 802.11b mode, 6 Mbps each for 802.11g mode, and MCS 0 for 802.11n mode.

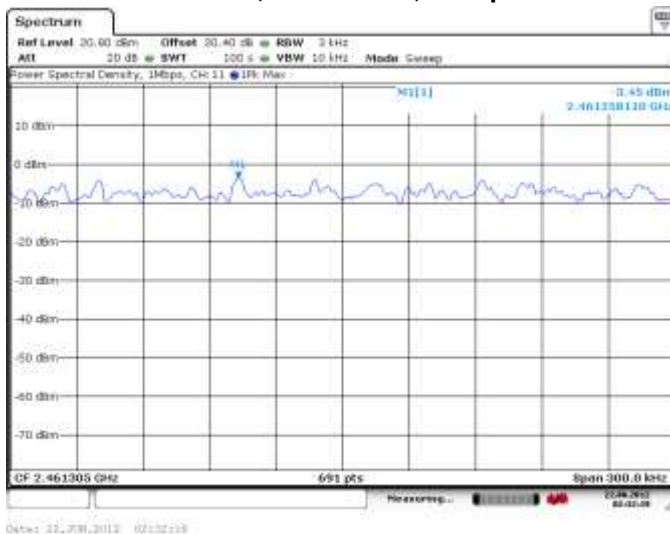
**Figure 5-16: Peak Power Spectral Density
802.11b, Channel 1, 1 Mbps**



**Figure 5-17: Peak Power Spectral Density
802.11b, Channel 6, 1 Mbps**



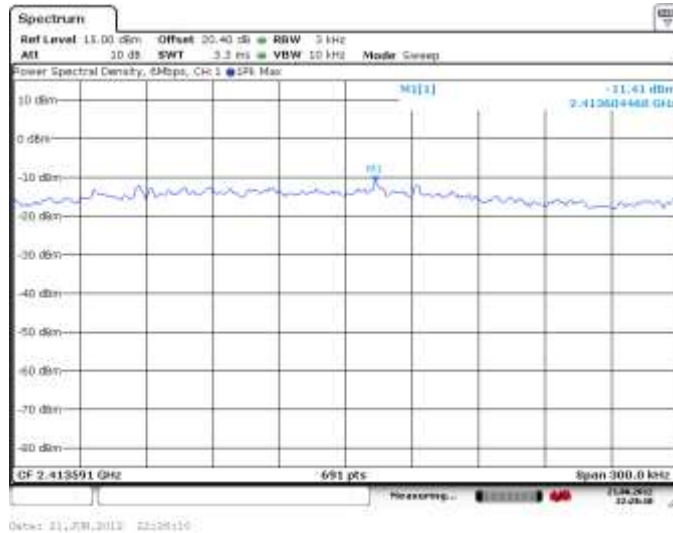
**Figure 5-18: Peak Power Spectral Density
802.11b, Channel 11, 1 Mbps**



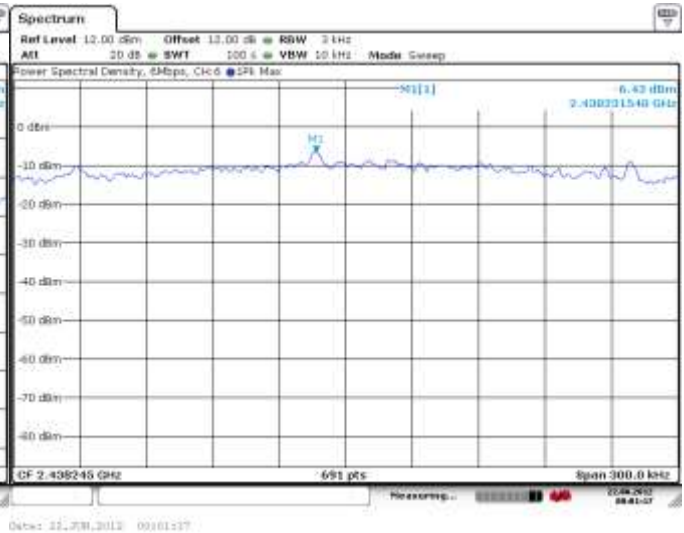
	EMC Test Report for the BlackBerry® smartphone Model RFL111LW APPENDIX 5	
Test Report No. RTS-6026-1302-17_rev1	Dates of Test December 13, 2012-February 25 and March 27, 2013	FCC ID: L6ARFL110LW IC: 2503A-RFL110LW

802.11b/g/n RF Conducted Emission Test Results cont'd

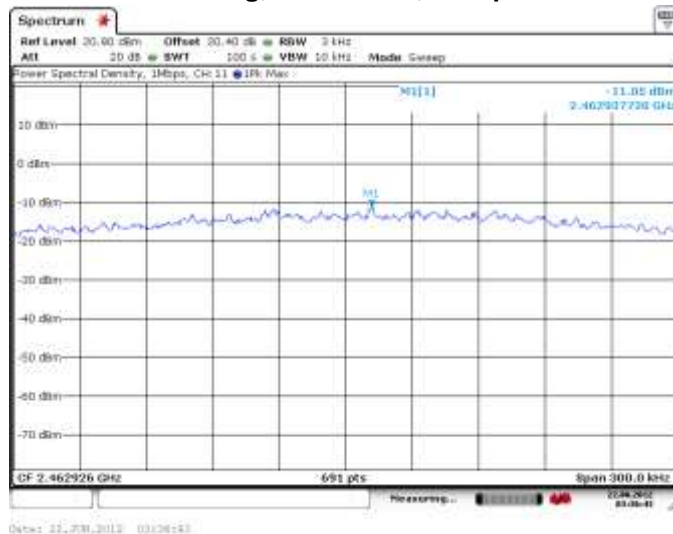
**Figure 5-19: Peak Power Spectral Density
802.11g, Channel 1, 6 Mbps**




**Figure 5-20: Peak Power Spectral Density
802.11g, Channel 6, 6 Mbps**



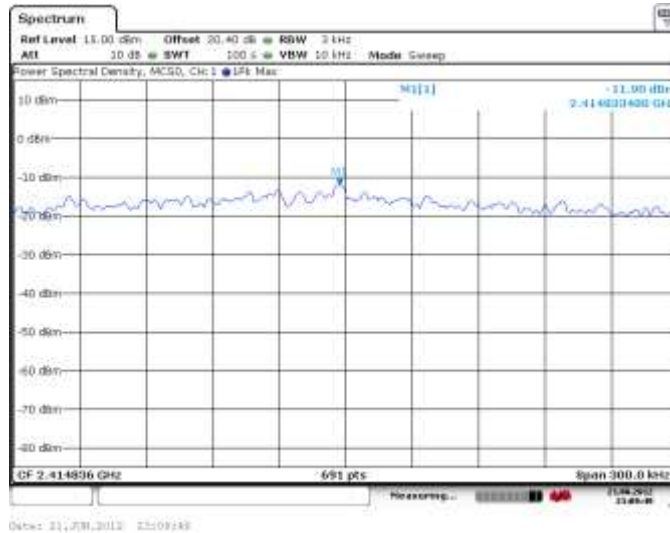
**Figure 5-21: Peak Power Spectral Density
802.11g, Channel 11, 6 Mbps**



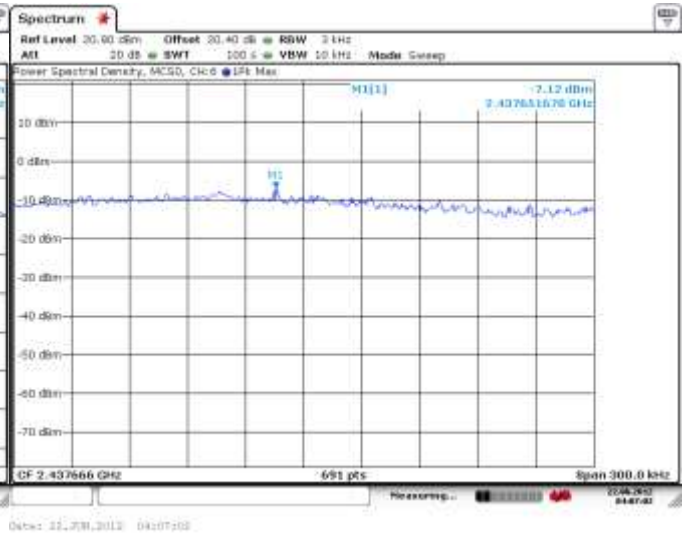
	EMC Test Report for the BlackBerry® smartphone Model RFL111LW APPENDIX 5	
Test Report No. RTS-6026-1302-17_rev1	Dates of Test December 13, 2012-February 25 and March 27, 2013	FCC ID: L6ARFL110LW IC: 2503A-RFL110LW

802.11b/g/n RF Conducted Emission Test Results cont'd

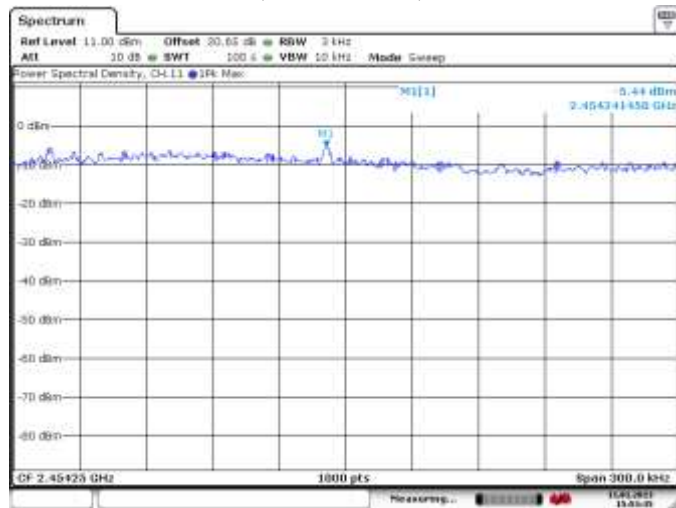
**Figure 5-22: Peak Power Spectral Density
802.11n, Channel 1, MCS 0**




**Figure 5-23: Peak Power Spectral Density
802.11n, Channel 6, MCS 0**



**Figure 5-24: Peak Power Spectral Density
802.11n, Channel 11, MCS 0**




	EMC Test Report for the BlackBerry® smartphone Model RFL111LW APPENDIX 5	
Test Report No. RTS-6026-1302-17_rev1	Dates of Test December 13, 2012-February 25 and March 27, 2013	FCC ID: L6ARFL110LW IC: 2503A-RFL110LW

802.11b/g/n RF Conducted Emission Test Results cont'd

Spurious RF Conducted Emissions

The EUT met the requirements of the spurious RF conducted emissions as per 47 CFR 15.247(c) and RSS-210. Channels 1, 6 and 11 were measured at 1 Mbps, 5.5 Mbps, and 11 Mbps each for 802.11b mode, 6 Mbps, 24 Mbps, and 54 Mbps each for 802.11g mode, and MCS 0, 4, and 7 for 802.11n mode. Peak power was measured using an Agilent power meter, model N1911A with model N1921A power sensor. A reference offset of 18.4 dB was applied to the power meter reference level for the coaxial cable loss and attenuators in the test circuit.

Channel	Data Rate	Power (dBm)	Max. Measured Level (dBm)	Max. Measured Level from Carrier (dBc)	Limit (dBc)
1	1 Mbps	18.21	-43.80	-62.01	-20
	5.5 Mbps	18.01	-44.11	-62.12	-20
	11 Mbps	18	-44.26	-62.26	-20
	6 Mbps	17.72	-46.42	-64.14	-20
	24 Mbps	14.91	-47.29	-62.2	-20
	54 Mbps	13.46	-47.35	-60.81	-20
	MCS 0	17.7	-47.20	-64.9	-20
	MCS 4	14.7	-48.64	-63.34	-20
	MCS 7	13.28	-48.71	-61.99	-20
6	1 Mbps	18.88	-43.88	-62.76	-20
	5.5 Mbps	18.663	-43.71	-62.373	-20
	11 Mbps	18.61	-44.46	-63.07	-20
	6 Mbps	17.88	-48.76	-66.64	-20
	24 Mbps	15.12	-48.36	-63.48	-20
	54 Mbps	13.49	-46.80	-60.29	-20
	MCS 0	17.95	-48.10	-66.05	-20
	MCS 4	14.94	-48.23	-63.17	-20
	MCS 7	13.51	-48.78	-62.29	-20


	EMC Test Report for the BlackBerry® smartphone Model RFL111LW APPENDIX 5	
Test Report No. RTS-6026-1302-17_rev1	Dates of Test December 13, 2012-February 25 and March 27, 2013	FCC ID: L6ARFL110LW IC: 2503A-RFL110LW

802.11b/g/n RF Conducted Emission Test Results cont'd

Channel	Data Rate	Power (dBm)	Max. Measured Level (dBm)	Max. Measured Level from Carrier (dBc)	Limit (dBc)
11	18.85	-44.00	-62.85	18.85	-20
	18.62	-44.23	-62.85	18.62	-20
	18.57	-48.21	-66.78	18.57	-20
	17.85	-48.43	-66.28	17.85	-20
	15.12	-48.11	-63.23	15.12	-20
	13.52	-48.42	-61.94	13.52	-20
	17.93	-48.37	-66.3	17.93	-20
	14.9	-48.28	-63.18	14.9	-20
	13.5	-48.34	-61.84	13.5	-20

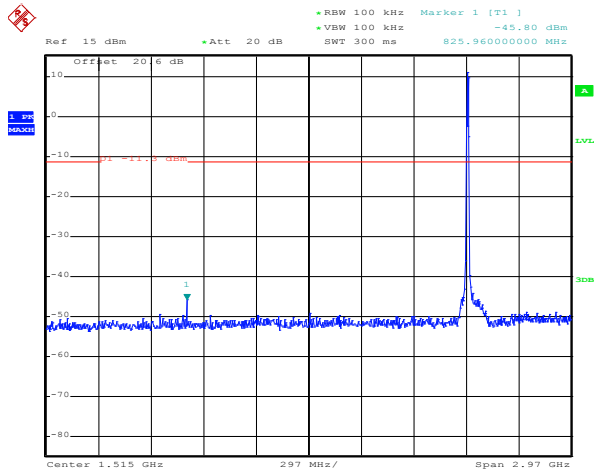
The emissions were in the NF.

See figures 5-25 to 5-33 for the plots of the spurious RF conducted emissions for Channels 1, 6 and 11, at 1 Mbps each for 802.11b mode, 6 Mbps each for 802.11g mode, and MCS 0 each for 802.11n mode.

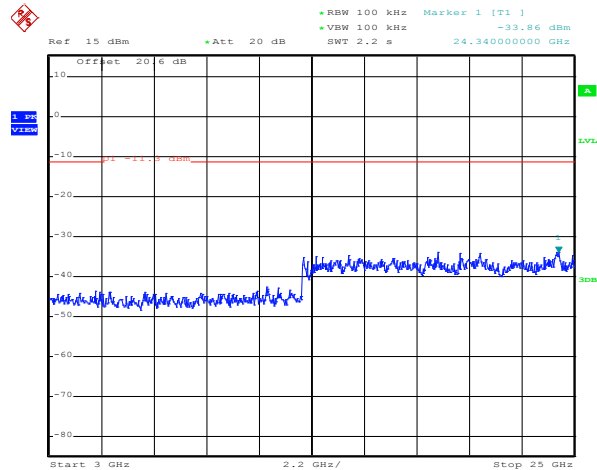
	EMC Test Report for the BlackBerry® smartphone Model RFL111LW APPENDIX 5	
Test Report No. RTS-6026-1302-17_rev1	Dates of Test December 13, 2012-February 25 and March 27, 2013	FCC ID: L6ARFL110LW IC: 2503A-RFL110LW

802.11b/g/n RF Conducted Emission Test Results cont'd

**Figure 5-25: Spurious Conducted RF Emissions
802.11b, Channel 1, 1 Mbps**

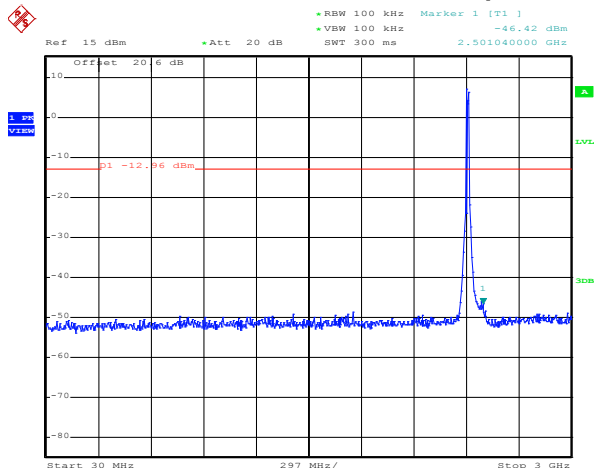


Date: 11.JAN.2013 17:08:15

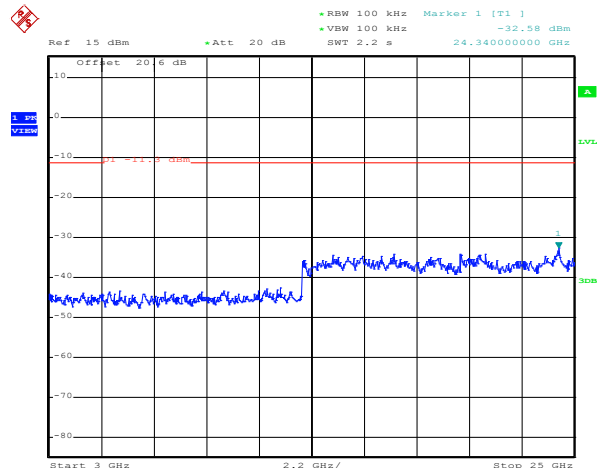


Date: 11.JAN.2013 17:10:13


**Figure 5-26 : Spurious Conducted RF Emissions
802.11b, Channel 6, 1 Mbps**



Date: 11.JAN.2013 17:13:22

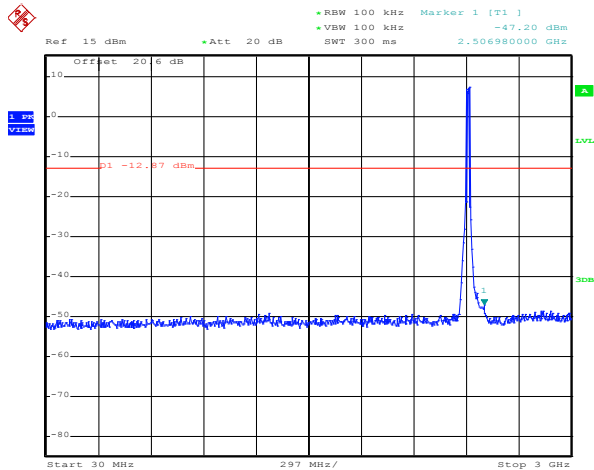


Date: 11.JAN.2013 17:11:13

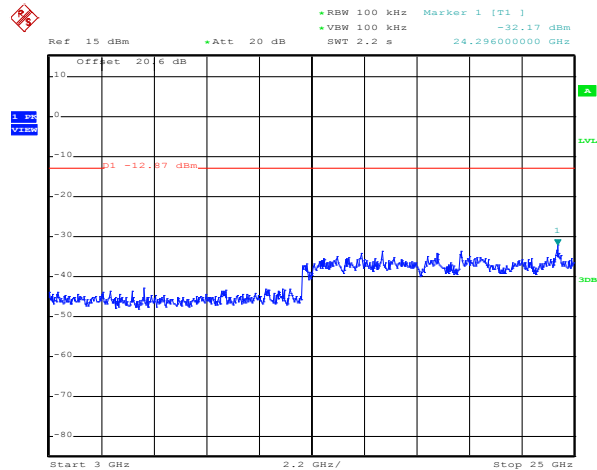
	EMC Test Report for the BlackBerry® smartphone Model RFL111LW APPENDIX 5	
Test Report No. RTS-6026-1302-17_rev1	Dates of Test December 13, 2012-February 25 and March 27, 2013	FCC ID: L6ARFL110LW IC: 2503A-RFL110LW

802.11b/g/n RF Conducted Emission Test Results cont'd

Figure 5-27: Spurious Conducted RF Emissions
802.11b, Channel 11, 1 Mbps

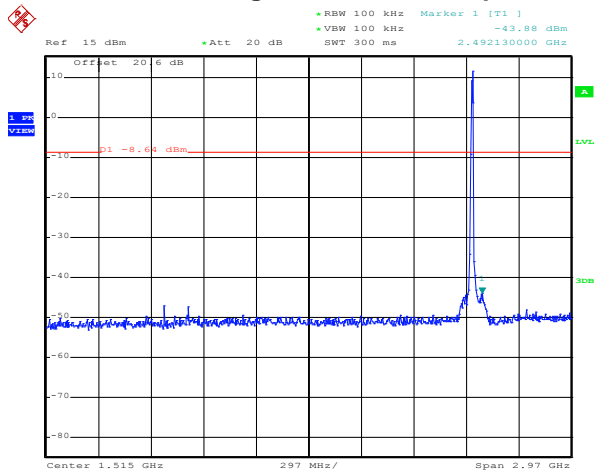


Date: 11.JAN.2013 17:14:45

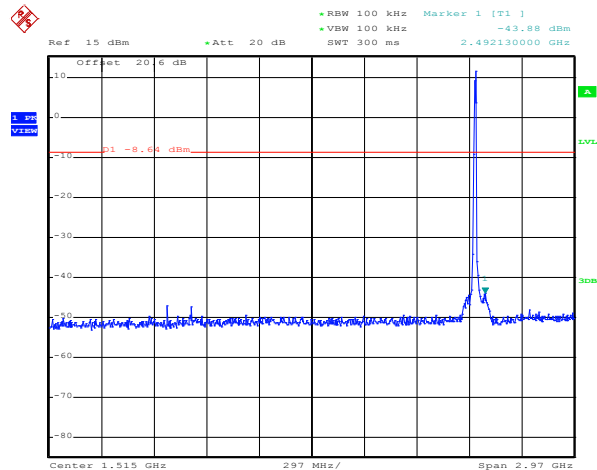


Date: 11.JAN.2013 17:16:22


Figure 5-28: Spurious Conducted RF Emissions
802.11g, Channel 1, 6 Mbps



Date: 14.JAN.2013 09:55:10

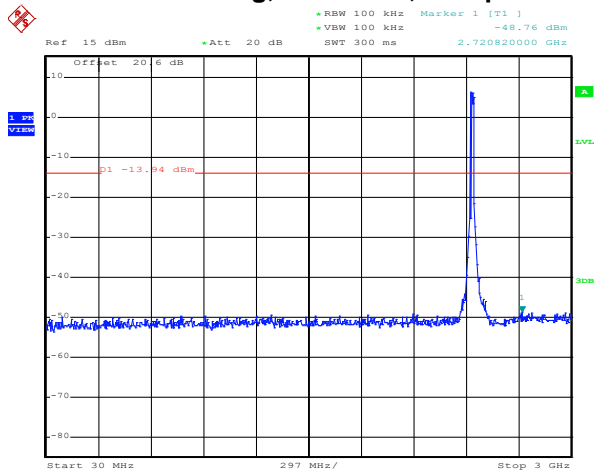



Date: 14.JAN.2013 09:55:10

	EMC Test Report for the BlackBerry® smartphone Model RFL111LW APPENDIX 5	
Test Report No. RTS-6026-1302-17_rev1	Dates of Test December 13, 2012-February 25 and March 27, 2013	FCC ID: L6ARFL110LW IC: 2503A-RFL110LW

802.11b/g/n RF Conducted Emission Test Results cont'd

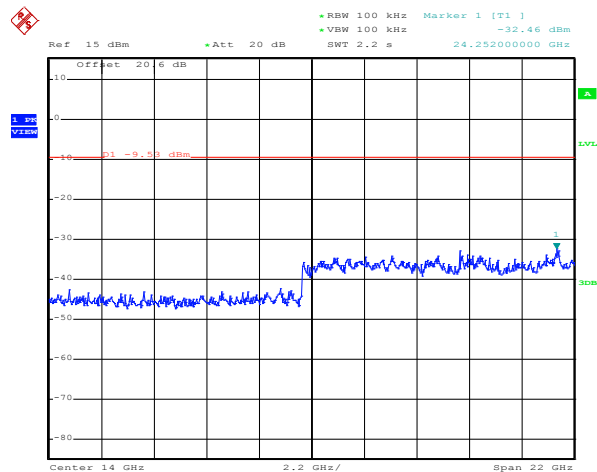
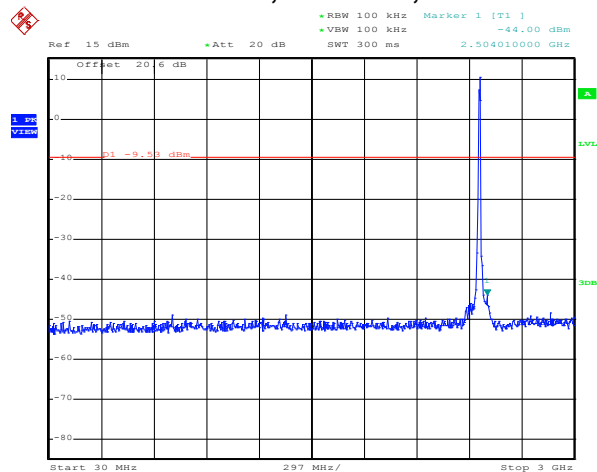
**Figure 5-29: Spurious Conducted RF Emissions
802.11g, Channel 6, 6 Mbps**



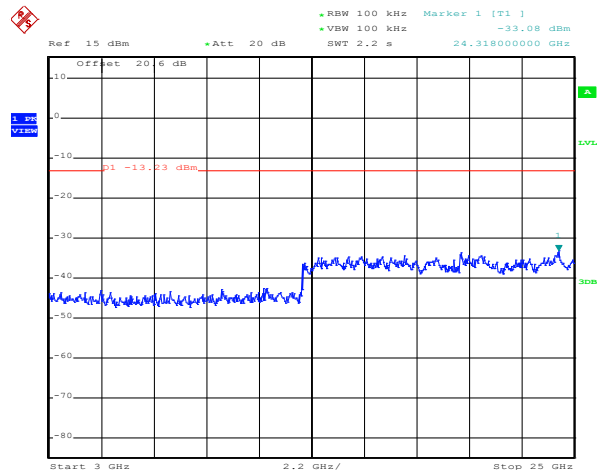
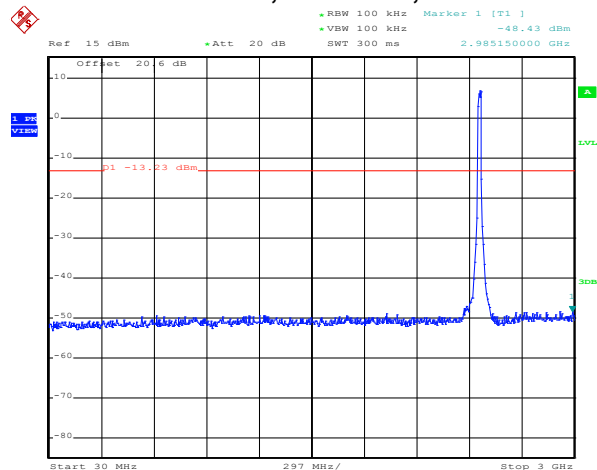
	EMC Test Report for the BlackBerry® smartphone Model RFL111LW APPENDIX 5	
Test Report No. RTS-6026-1302-17_rev1	Dates of Test December 13, 2012-February 25 and March 27, 2013	FCC ID: L6ARFL110LW IC: 2503A-RFL110LW


802.11b/g/n RF Conducted Emission Test Results cont'd

**Figure 5-31: Spurious Conducted RF Emissions
802.11n, Channel 1, MCS 0**



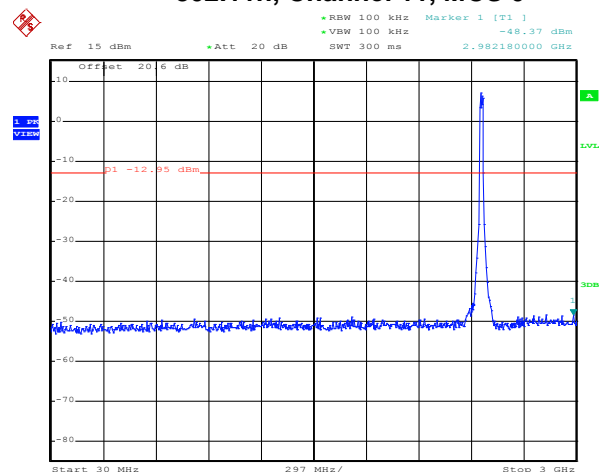
**Figure 5-32: Spurious Conducted RF Emissions
802.11n, Channel 6, MCS 0**



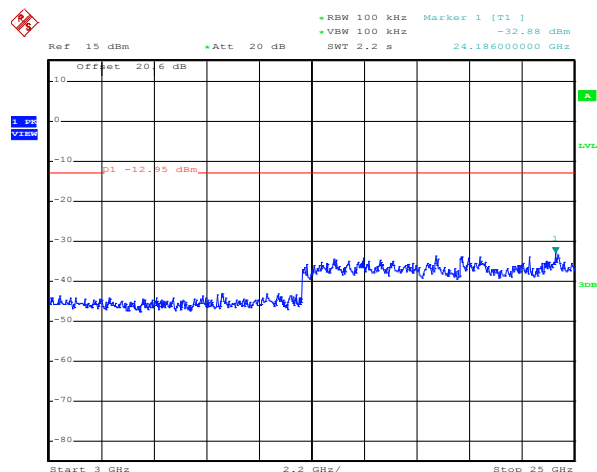
	EMC Test Report for the BlackBerry® smartphone Model RFL111LW APPENDIX 5	
Test Report No. RTS-6026-1302-17_rev1	Dates of Test December 13, 2012-February 25 and March 27, 2013	FCC ID: L6ARFL110LW IC: 2503A-RFL110LW

802.11b/g/n RF Conducted Emission Test Results cont'd

Figure 5-33: Spurious Conducted RF Emissions
802.11n, Channel 11, MCS 0




Date: 14.JAN.2013 10:40:21



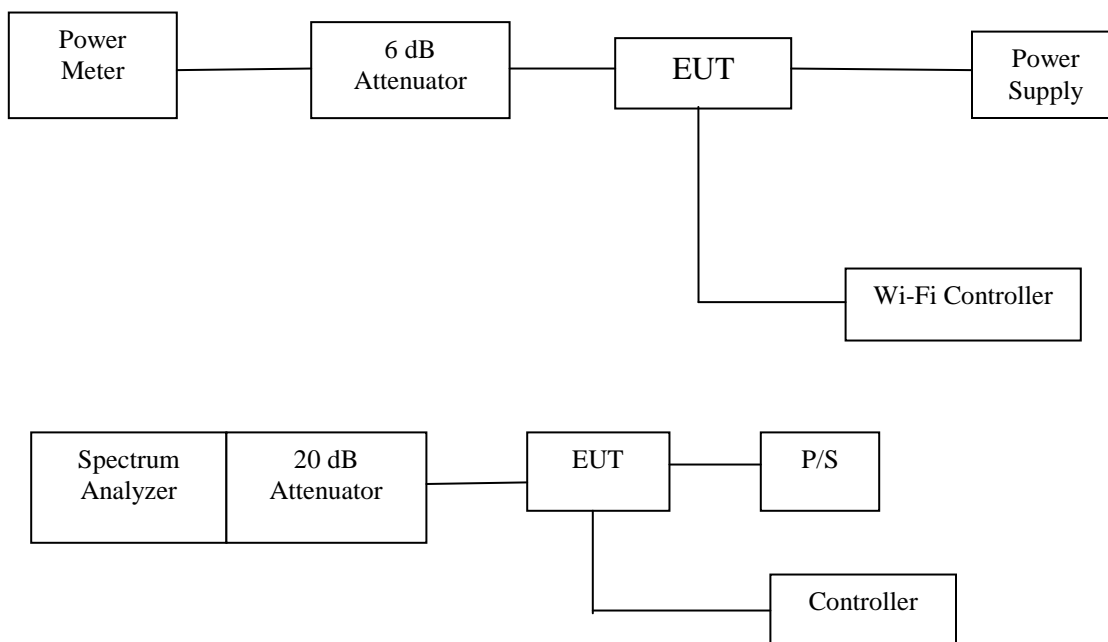
Date: 14.JAN.2013 10:41:16

APPENDIX 6 – 802.11a/n CONDUCTED EMISSIONS TEST DATA/PLOTS

	EMC Test Report for the BlackBerry® smartphone Model RFL111LW APPENDIX 6	
Test Report No. RTS-6012-1302-17_rev1	Dates of Test December 13, 2012-February 25 and March 27, 2013	FCC ID: L6ARFL110LW IC: 2503A-RFL110LW

802.11a/n RF Conducted Emission Test Results

Test Setup Diagram




A reference offset of 8.9 dB was applied to the spectrum analyzer and 7.4 dB to the Power Meter reference level for the attenuators and coaxial cable loss in the test circuit.

Date of test: January 21, 2013

The measurements were performed by Berkin Can.

The environmental test conditions were:

Temperature:	22.5 °C
Relative Humidity:	19.2 %

	EMC Test Report for the BlackBerry® smartphone Model RFL111LW APPENDIX 6	
Test Report No. RTS-6012-1302-17_rev1	Dates of Test December 13, 2012-February 25 and March 27, 2013	FCC ID: L6ARFL110LW IC: 2503A-RFL110LW


802.11a RF Conducted Emission Test Results cont'd

6 dB Bandwidth

The EUT met the requirements of the 6 dB bandwidth as per 47 CFR 15.247(a) (2) and RSS-210. Channels 36, 48, 64, 100, 140, and 165 were measured at 6 Mbps, 24 Mbps, and 54 Mbps each for 802.11a mode.

Channel	Data Rate	Limit (kHz)	Measured Level (MHz)
36	6 Mbps	≥ 500	16.44
	24 Mbps	≥ 500	16.56
	54 Mbps	≥ 500	16.56
48	6 Mbps	≥ 500	16.44
	24 Mbps	≥ 500	16.56
	54 Mbps	≥ 500	16.58
64	6 Mbps	≥ 500	16.47
	24 Mbps	≥ 500	16.53
	54 Mbps	≥ 500	16.56
100	6 Mbps	≥ 500	16.44
	24 Mbps	≥ 500	16.56
	54 Mbps	≥ 500	16.58
140	6 Mbps	≥ 500	16.38
	24 Mbps	≥ 500	16.56
	54 Mbps	≥ 500	16.56
165	6 Mbps	≥ 500	16.44
	24 Mbps	≥ 500	16.56
	54 Mbps	≥ 500	16.58

See figures 6-1 to 6-6 for the plots of the 6 dB bandwidth measurements for Channel 36, 48, 64, 100, 140, and 165 at 6 Mbps each for 802.11a mode.

	EMC Test Report for the BlackBerry® smartphone Model RFL111LW APPENDIX 6	
Test Report No. RTS-6012-1302-17_rev1	Dates of Test December 13, 2012-February 25 and March 27, 2013	FCC ID: L6ARFL110LW IC: 2503A-RFL110LW


802.11n RF Conducted Emission Test Results

6 dB Bandwidth

The EUT met the requirements of the 6 dB bandwidth as per 47 CFR 15.247(a) (2) and RSS-210. Channels 36, 64 and 165 were measured at MCS 0, MCS 4 and MCS 7 each for 802.11n mode.

Channel	Data Rate	Limit (kHz)	Measured Level (MHz)
36	MCS0	≥ 500	17.63
	MCS4	≥ 500	17.77
	MCS7	≥ 500	17.77
64	MCS0	≥ 500	17.63
	MCS4	≥ 500	17.74
	MCS7	≥ 500	17.77
165	MCS0	≥ 500	17.63
	MCS4	≥ 500	17.74
	MCS7	≥ 500	17.74

See figures 6-7 to 6-9 for the plots of the 6 dB bandwidth measurements for Channel 36, 100 and 165 at MCS 0 each for 802.11n mode.

	EMC Test Report for the BlackBerry® smartphone Model RFL111LW APPENDIX 6	
Test Report No. RTS-6012-1302-17_rev1	Dates of Test December 13, 2012-February 25 and March 27, 2013	FCC ID: L6ARFL110LW IC: 2503A-RFL110LW

802.11a RF Conducted Emission Test Results cont'd

Figure 6-1: 6 dB Bandwidth
802.11a, Channel 36, 6 Mbps

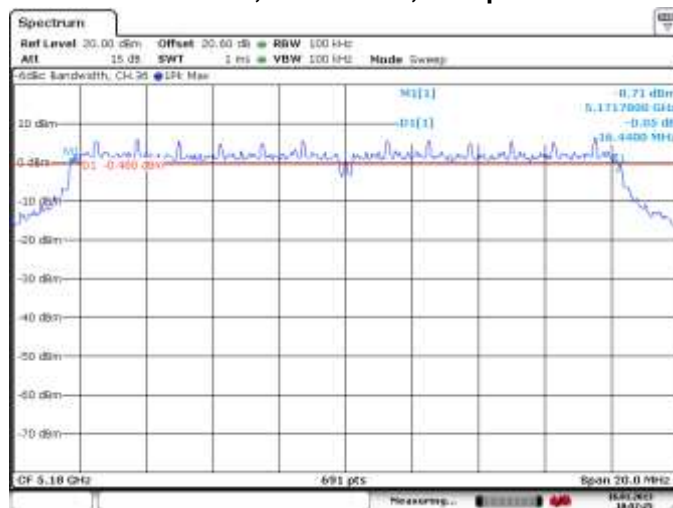


Figure 6-2: 6 dB Bandwidth
802.11a, Channel 48, 6 Mbps

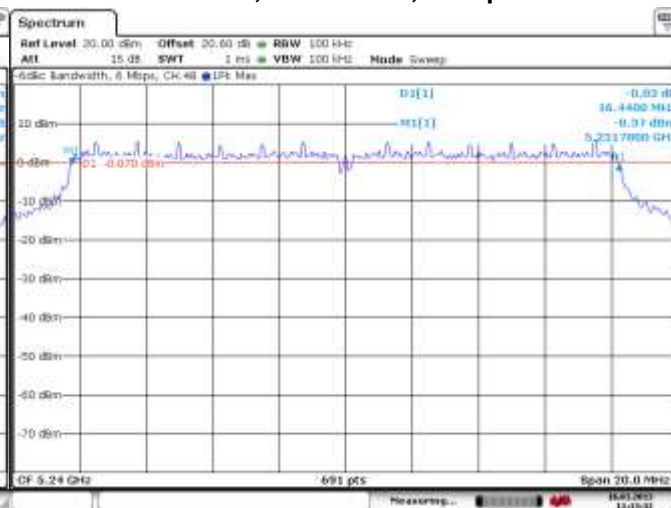


Figure 6-3: 6 dB Bandwidth
802.11a, Channel 64, 6 Mbps

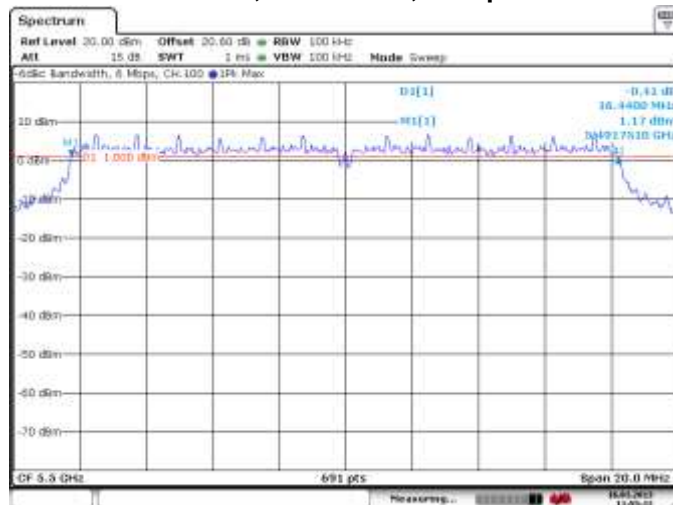
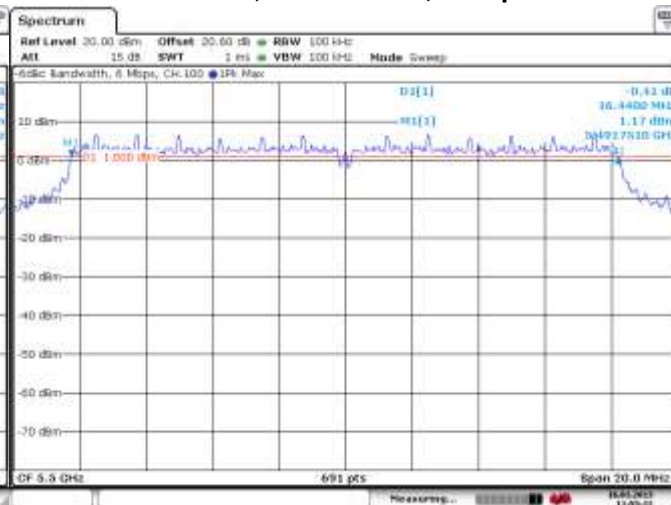


Figure 6-4: 6 dB Bandwidth
802.11a, Channel 100, 6 Mbps



BlackBerry	EMC Test Report for the BlackBerry® smartphone Model RFL111LW APPENDIX 6	
Test Report No. RTS-6012-1302-17_rev1	Dates of Test December 13, 2012-February 25 and March 27, 2013	FCC ID: L6ARFL110LW IC: 2503A-RFL110LW

802.11a RF Conducted Emission Test Results cont'd

Figure 6-5: 6 dB Bandwidth
802.11a, Channel 140, 6 Mbps

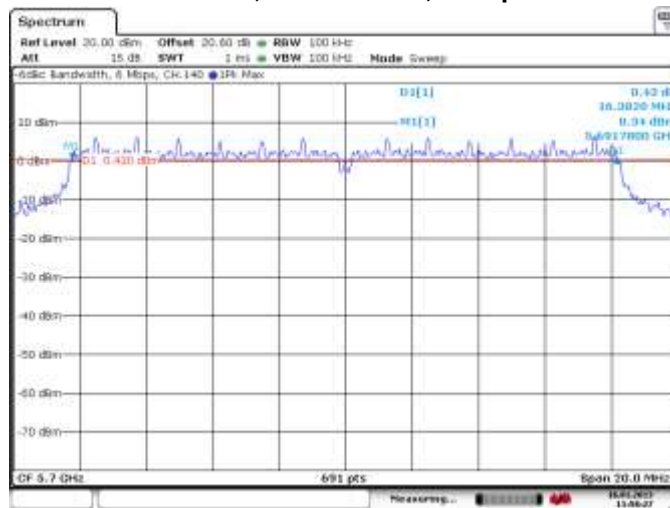
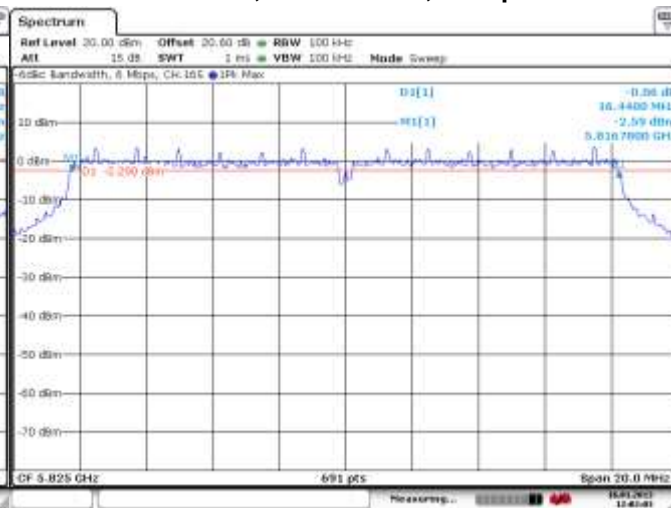



Figure 6-6: 6 dB Bandwidth
802.11a, Channel 165, 6 Mbps



	EMC Test Report for the BlackBerry® smartphone Model RFL111LW APPENDIX 6	
Test Report No. RTS-6012-1302-17_rev1	Dates of Test December 13, 2012-February 25 and March 27, 2013	FCC ID: L6ARFL110LW IC: 2503A-RFL110LW

802.11n RF Conducted Emission Test Results

Figure 6-7: 6 dB Bandwidth
802.11n, Channel 36, MCS 0

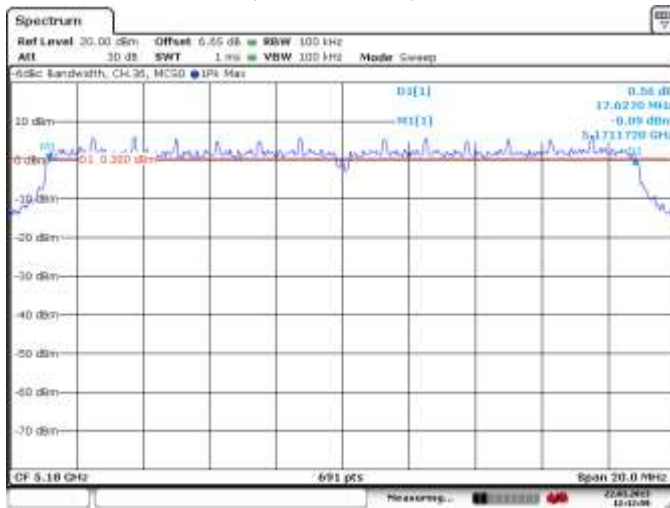


Figure 6-8: 6 dB Bandwidth
802.11n, Channel 100, MCS 0

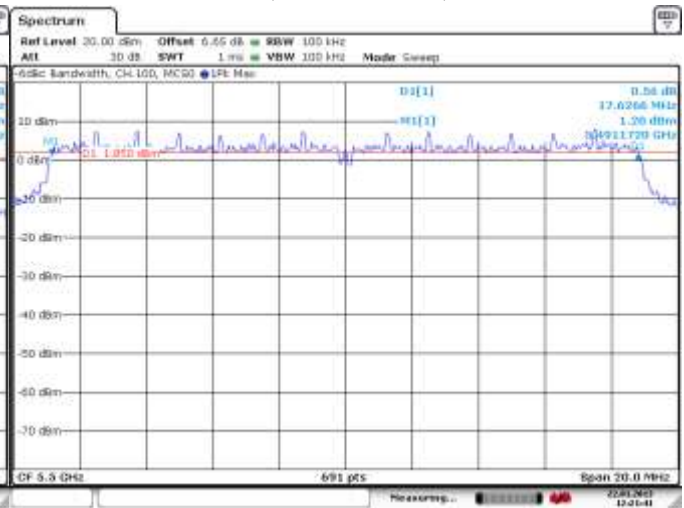
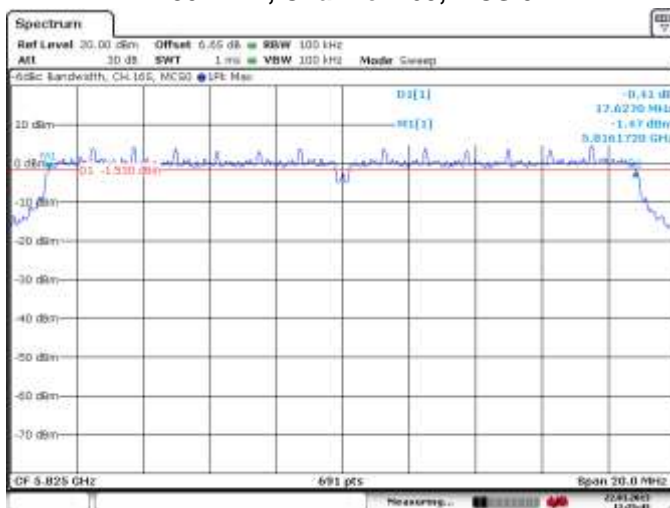



Figure 6-9: 6 dB Bandwidth
802.11n, Channel 165, MCS 0




	EMC Test Report for the BlackBerry® smartphone Model RFL111LW APPENDIX 6	
Test Report No. RTS-6012-1302-17_rev1	Dates of Test December 13, 2012-February 25 and March 27, 2013	FCC ID: L6ARFL110LW IC: 2503A-RFL110LW

802.11a RF Conducted Emission Test Results cont'd

Maximum Conducted Output Power

The EUT met the requirements of the maximum conducted output power of class 2 as per 47 CFR 15.407 and RSS-210. Channels 36, 48, 52, 60, 64, 100, 140 and 165 were measured for 802.11a mode using an Agilent power meter, model N1911A with model N1921A power sensor. A reference offset of 8.9 dB was applied to the power meter reference level for the coaxial cable loss and attenuators in the test circuit.

Channel	Data Rate	Power Limit (mW)	Measured Level (dBm)	Measured Level (mW)
36	6 Mbps	< 250.00	13.10	20.43
	24 Mbps	< 250.00	12.75	18.86
	54 Mbps	< 250.00	12.28	16.92
48	6 Mbps	< 250.00	13.07	20.29
	24 Mbps	< 250.00	12.54	17.96
	54 Mbps	< 250.00	12.08	16.14
52	6 Mbps	< 250.00	14.99	31.59
	24 Mbps	< 250.00	14.56	28.59
	54 Mbps	< 250.00	14.07	25.52
60	6 Mbps	< 250.00	15.05	31.99
	24 Mbps	< 250.00	14.62	28.97
	54 Mbps	< 250.00	14.16	26.06
64	6 Mbps	< 250.00	12.71	18.67
	24 Mbps	< 250.00	12.33	17.10
	54 Mbps	< 250.00	11.84	15.27
100	6 Mbps	< 250.00	12.80	19.07
	24 Mbps	< 250.00	12.36	17.23
	54 Mbps	< 250.00	11.83	15.23
140	6 Mbps	< 250.00	14.27	26.71
	24 Mbps	< 250.00	13.99	25.05
	54 Mbps	< 250.00	13.35	21.65
165	6 Mbps	< 1000.00	11.71	14.82
	24 Mbps	< 1000.00	11.35	13.64
	54 Mbps	< 1000.00	10.78	11.96


	EMC Test Report for the BlackBerry® smartphone Model RFL111LW APPENDIX 6	
Test Report No. RTS-6012-1302-17_rev1	Dates of Test December 13, 2012-February 25 and March 27, 2013	FCC ID: L6ARFL110LW IC: 2503A-RFL110LW

802.11n RF Conducted Emission Test Results

Maximum Conducted Output Power

The EUT met the requirements of the maximum conducted output power of class 2 as per 47 CFR 15.407 and RSS-210. Channels 36, 48, 52, 60, 64, 100, 140 and 165 were measured for 802.11n mode using an Agilent power meter, model N1911A with model N1921A power sensor. A reference offset of 8.9 dB was applied to the power meter reference level for the coaxial cable loss and attenuators in the test circuit.

Channel	Data Rate	Power Limit (mW)	Measured Level (dBm)	Measured Level (mW)
36	6 Mbps	< 250.00	13.08	20.32
	24 Mbps	< 250.00	12.47	17.66
	54 Mbps	< 250.00	12.08	16.14
48	6 Mbps	< 250.00	12.86	19.32
	24 Mbps	< 250.00	12.18	16.52
	54 Mbps	< 250.00	11.91	15.51
52	6 Mbps	< 250.00	14.92	31.03
	24 Mbps	< 250.00	14.20	26.30
	54 Mbps	< 250.00	13.86	24.32
60	6 Mbps	< 250.00	14.76	29.92
	24 Mbps	< 250.00	14.27	26.73
	54 Mbps	< 250.00	13.86	24.32
64	6 Mbps	< 250.00	14.67	29.30
	24 Mbps	< 250.00	14.01	25.20
	54 Mbps	< 250.00	13.69	23.38
100	6 Mbps	< 250.00	12.65	18.42
	24 Mbps	< 250.00	12.00	15.86
	54 Mbps	< 250.00	11.72	14.86
140	6 Mbps	< 250.00	12.16	16.45
	24 Mbps	< 250.00	11.47	14.02
	54 Mbps	< 250.00	11.11	12.90
165	6 Mbps	< 1000.00	11.68	14.71
	24 Mbps	< 1000.00	11.00	12.58
	54 Mbps	< 1000.00	10.66	11.63

	EMC Test Report for the BlackBerry® smartphone Model RFL111LW APPENDIX 6	
Test Report No. RTS-6012-1302-17_rev1	Dates of Test December 13, 2012-February 25 and March 27, 2013	FCC ID: L6ARFL110LW IC: 2503A-RFL110LW


802.11a RF Conducted Emission Test Results cont'd

Band Edge Compliance

The EUT met the requirements of the band edge compliance as per 47 CFR 15.407 and RSS-210. Channels 36, 64, 100, 149, 161 and 165 were measured at 6 Mbps, 24 Mbps, and 54 Mbps each for 802.11a mode.

Channel	Data Rate	Limit (dBc)	Measured Level (dBc)	Margin (dBc)
36	6 Mbps	< -20	-43.42	-23.42
	24 Mbps	< -20	-50.28	-30.28
	54 Mbps	< -20	-48.2	-28.20
64	6 Mbps	< -20	-45.74	-25.74
	24 Mbps	< -20	-49.41	-29.41
	54 Mbps	< -20	-50.15	-30.15
100	6 Mbps	< -20	-39.47	-19.47
	24 Mbps	< -20	-44.58	-24.58
	54 Mbps	< -20	-43.15	-23.15
149	6 Mbps	< -20	-39.35	-19.35
	24 Mbps	< -20	-42.72	-22.72
	54 Mbps	< -20	-40.50	-20.50
161	6 Mbps	< -20	-35.13	-15.13
	24 Mbps	< -20	-36.44	-16.44
	54 Mbps	< -20	-41.58	-21.58
165	6 Mbps	< -20	-23.39	-3.39
	24 Mbps	< -20	-24.51	-4.51
	54 Mbps	< -20	-24.89	-4.89

See figures 6-10 to 6-15 for the plots of the band edge compliance measurements for Channel 36, 64, 100, 149, 161 and 165 at 6 Mbps each for 802.11a mode.

	EMC Test Report for the BlackBerry® smartphone Model RFL111LW APPENDIX 6	
Test Report No. RTS-6012-1302-17_rev1	Dates of Test December 13, 2012-February 25 and March 27, 2013	FCC ID: L6ARFL110LW IC: 2503A-RFL110LW

802.11n RF Conducted Emission Test Results

Band Edge Compliance

The EUT met the requirements of the band edge compliance as per 47 CFR 15.407 and RSS-210. Channels 36, 64 and 165 were measured at MCS 0, MCS 4 and MCS 7 each for 802.11n mode.

Channel	Data Rate	Limit (dBc)	Measured Level (dBc)	Margin (dBc)
36	MCS0	< -20	-45.95	-25.95
	MCS4	< -20	-50.17	-30.17
	MCS7	< -20	-50.09	-30.09
64	MCS0	< -20	-46.10	-26.10
	MCS4	< -20	-48.70	-28.70
	MCS7	< -20	-47.08	-27.08
100	MCS0	< -20	-39.02	-19.02
	MCS4	< -20	-40.58	-20.58
	MCS7	< -20	-41.26	-21.26
149	MCS0	< -20	-37.83	-17.83
	MCS4	< -20	-37.53	-17.53
	MCS7	< -20	-39.80	-19.80
161	MCS0	< -20	-34.29	-14.29
	MCS4	< -20	-38.93	-18.93
	MCS7	< -20	-43.01	-23.01
165	MCS0	< -20	-21.97	-1.97
	MCS4	< -20	-23.67	-3.67
	MCS7	< -20	-23.20	-3.20

See figures 6-16 to 6-21 for the plots of the band edge compliance measurements for Channel 36, 64, 100, 149, 161 and 165 at MCS 0 each for 802.11n mode.

	EMC Test Report for the BlackBerry® smartphone Model RFL111LW APPENDIX 6	
Test Report No. RTS-6012-1302-17_rev1	Dates of Test December 13, 2012-February 25 and March 27, 2013	FCC ID: L6ARFL110LW IC: 2503A-RFL110LW

802.11a RF Conducted Emission Test Results cont'd

Figure 6-10: Band Edge Compliance
802.11a, Channel 36, 6 Mbps

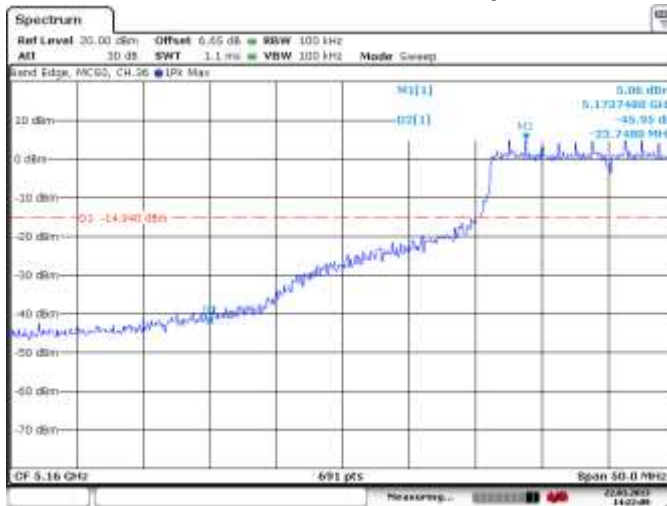


Figure 6-11: Band Edge Compliance
802.11a, Channel 64, 6 Mbps

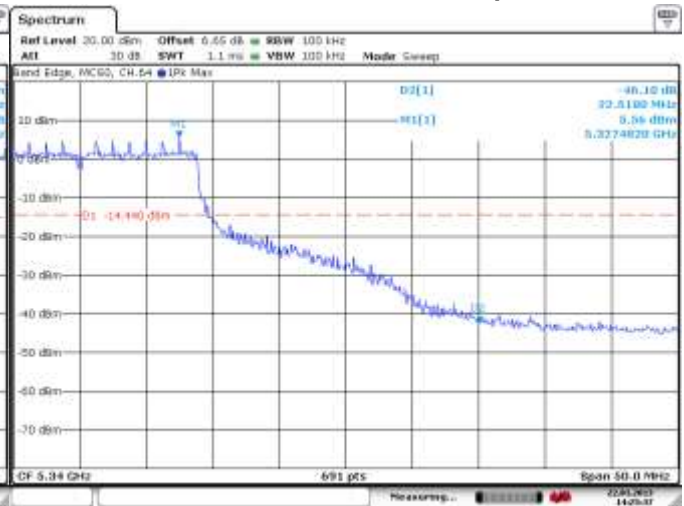


Figure 6-12: Band Edge Compliance
802.11a, Channel 100, 6 Mbps

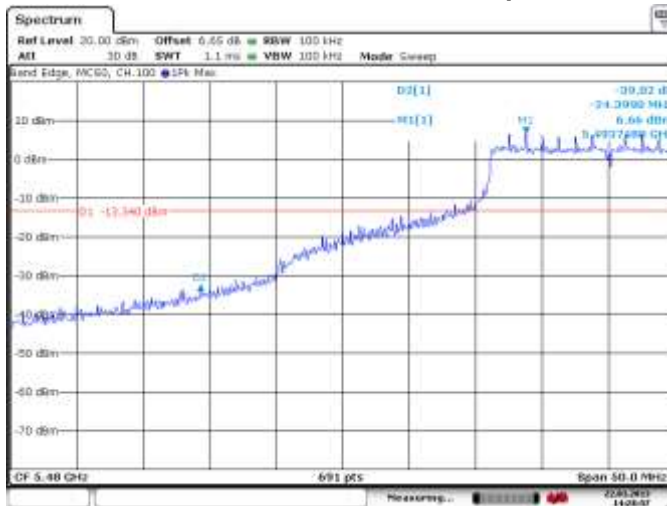
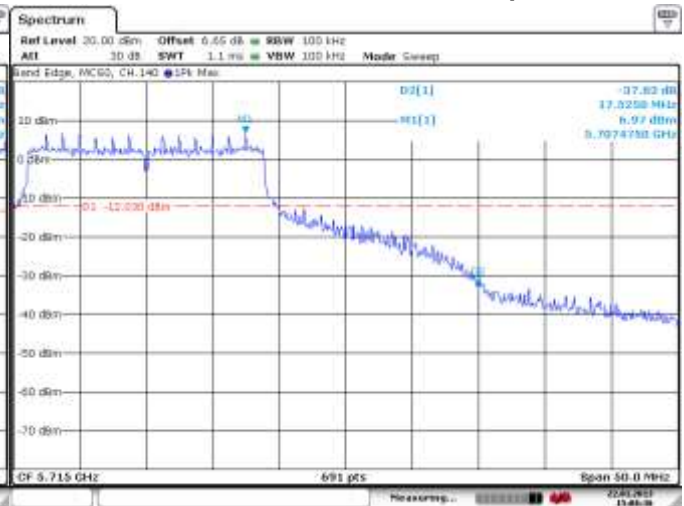


Figure 6-13: Band Edge Compliance
802.11a, Channel 140, 6 Mbps



BlackBerry	EMC Test Report for the BlackBerry® smartphone Model RFL111LW APPENDIX 6	
Test Report No. RTS-6012-1302-17_rev1	Dates of Test December 13, 2012-February 25 and March 27, 2013	FCC ID: L6ARFL110LW IC: 2503A-RFL110LW

802.11a RF Conducted Emission Test Results cont'd

Figure 6-14: Band Edge Compliance
802.11a, Channel 149, 6 Mbps

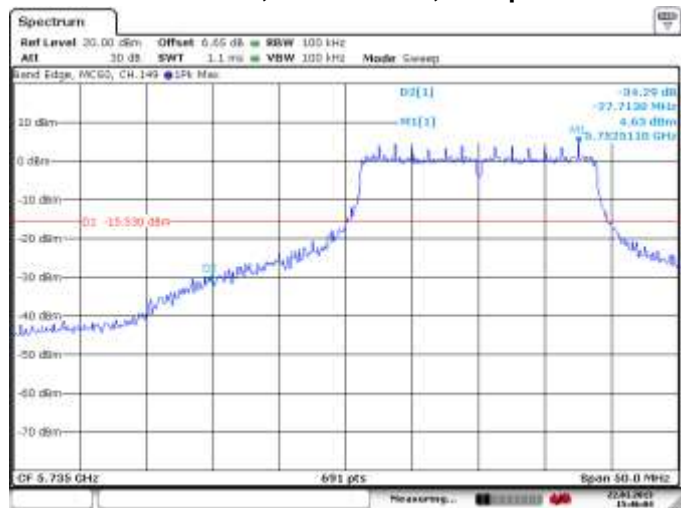
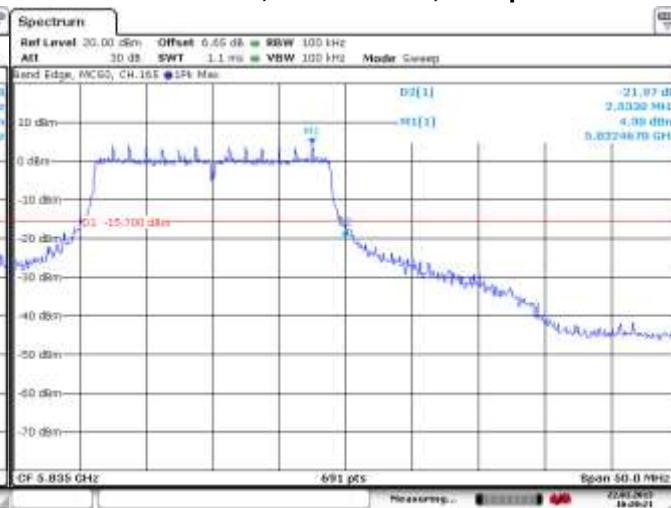


Figure 6-15: Band Edge Compliance
802.11a, Channel 165, 6 Mbps



	EMC Test Report for the BlackBerry® smartphone Model RFL111LW APPENDIX 6	
Test Report No. RTS-6012-1302-17_rev1	Dates of Test December 13, 2012-February 25 and March 27, 2013	FCC ID: L6ARFL110LW IC: 2503A-RFL110LW

802.11n RF Conducted Emission Test Results

Figure 6-16: Band Edge Compliance
802.11n, Channel 36, 6 Mbps

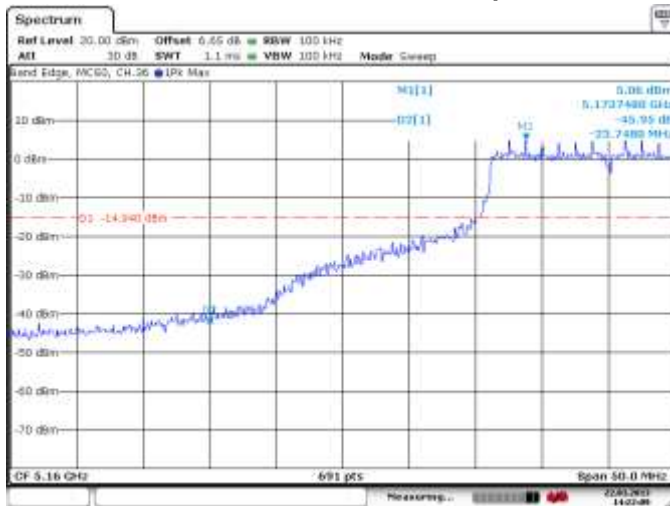


Figure 6-17: Band Edge Compliance
802.11n, Channel 64, 6 Mbps

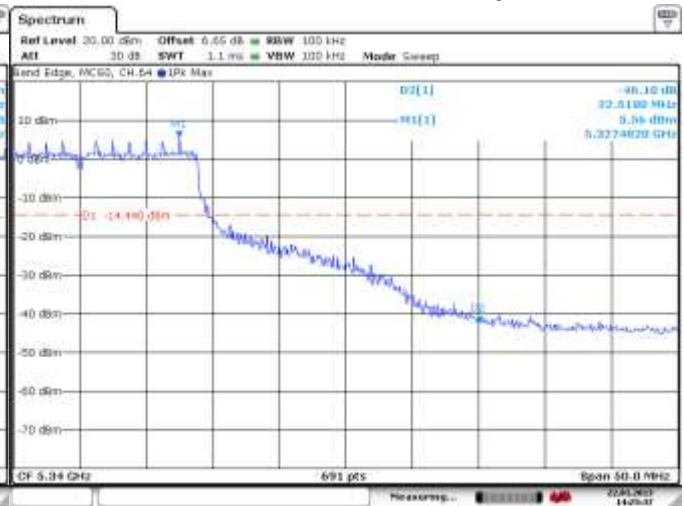


Figure 6-18: Band Edge Compliance
802.11n, Channel 100, 6 Mbps

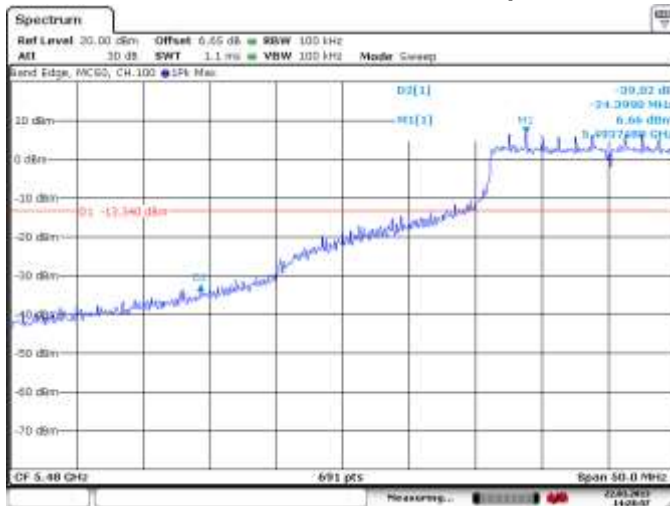
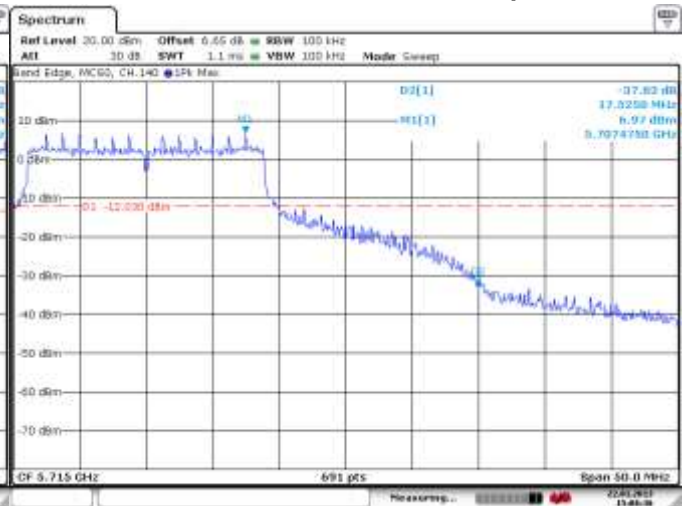



Figure 6-19: Band Edge Compliance
802.11n, Channel 140, 6 Mbps



	EMC Test Report for the BlackBerry® smartphone Model RFL111LW APPENDIX 6	
Test Report No. RTS-6012-1302-17_rev1	Dates of Test December 13, 2012-February 25 and March 27, 2013	FCC ID: L6ARFL110LW IC: 2503A-RFL110LW

802.11n RF Conducted Emission Test Results cont'd

Figure 6-20: Band Edge Compliance
802.11n, Channel 149, 6 Mbps

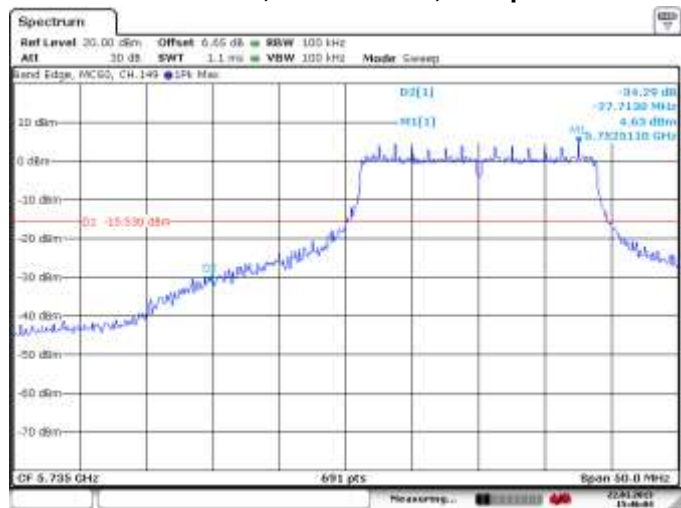
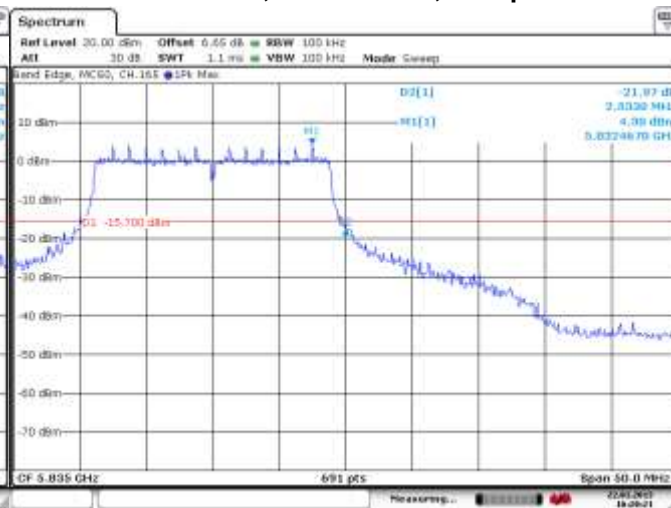



Figure 6-21: Band Edge Compliance
802.11n, Channel 165, 6 Mbps



	EMC Test Report for the BlackBerry® smartphone Model RFL111LW APPENDIX 6	
Test Report No. RTS-6012-1302-17_rev1	Dates of Test December 13, 2012-February 25 and March 27, 2013	FCC ID: L6ARFL110LW IC: 2503A-RFL110LW


802.11a RF Conducted Emission Test Results cont'd

Peak Power Spectral Density

The EUT met the requirements of the peak power spectral density as per 47 CFR 15.407 and RSS-210. Channels 36, 44, 48, 52, 60, 64, 149, 157, 161 and 165 were measured at 6 Mbps, 24 Mbps, and 54 Mbps each for 802.11a mode.

Channel	Data Rate	Limit (dBm)	Measured Level (dBm)	Margin (dBm)
36	6 Mbps	< 11.00	-1.77	-12.77
	24 Mbps	< 11.00	-9.96	-20.96
	54 Mbps	< 11.00	-11.96	-22.96
48	6 Mbps	< 11.00	-0.22	-11.22
	24 Mbps	< 11.00	-9.54	-20.54
	54 Mbps	< 11.00	-10.29	-21.29
64	6 Mbps	< 11.00	0.39	-10.61
	24 Mbps	< 11.00	-8.58	-19.58
	54 Mbps	< 11.00	-10.01	-21.01
100	6 Mbps	< 11.00	-0.29	-11.29
	24 Mbps	< 11.00	-1.24	-12.24
	54 Mbps	< 11.00	-2.78	-13.78
140	6 Mbps	< 11.00	-4.99	-15.99
	24 Mbps	< 11.00	-5.26	-16.26
	54 Mbps	< 11.00	-6.38	-17.38
165	6 Mbps	< 33.00	-8.94	-41.94
	24 Mbps	< 33.00	-9.06	-42.06
	54 Mbps	< 33.00	-11.12	-44.12

See figures 6-22 to 6-27 for the plots of the peak power spectral density for Channel 36, 48, 64, 100, 140, and 165 at 6 Mbps each for 802.11a mode.

	EMC Test Report for the BlackBerry® smartphone Model RFL111LW APPENDIX 6	
Test Report No. RTS-6012-1302-17_rev1	Dates of Test December 13, 2012-February 25 and March 27, 2013	FCC ID: L6ARFL110LW IC: 2503A-RFL110LW

802.11n RF Conducted Emission Test Results

Peak Power Spectral Density

The EUT met the requirements of the peak power spectral density as per 47 CFR 15.407 and RSS-210. Channels 36, 64 and 165 were measured at MCS 0, MCS 4 and MCS 7 each for 802.11n mode.

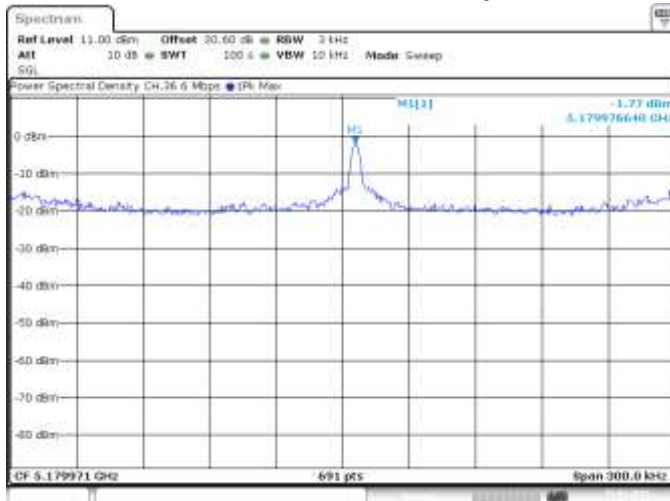
Channel	Data Rate	Limit (dBm)	Measured Level (dBm)	Margin (dBm)
36	6 Mbps	< 11.00	-3.62	-14.62
	24 Mbps	< 11.00	-10.40	-21.40
	54 Mbps	< 11.00	-12.30	-23.30
64	6 Mbps	< 11.00	-0.76	-11.76
	24 Mbps	< 11.00	-2.23	-13.23
	54 Mbps	< 11.00	-2.99	-13.99
165	6 Mbps	< 33.00	-9.10	-42.10
	24 Mbps	< 33.00	-10.95	-43.95
	54 Mbps	< 33.00	-10.97	-43.97

See figures 6-28 to 6-30 for the plots of the peak power spectral density for Channel 36, 64 and 165 at MCS 0 each for 802.11n mode.

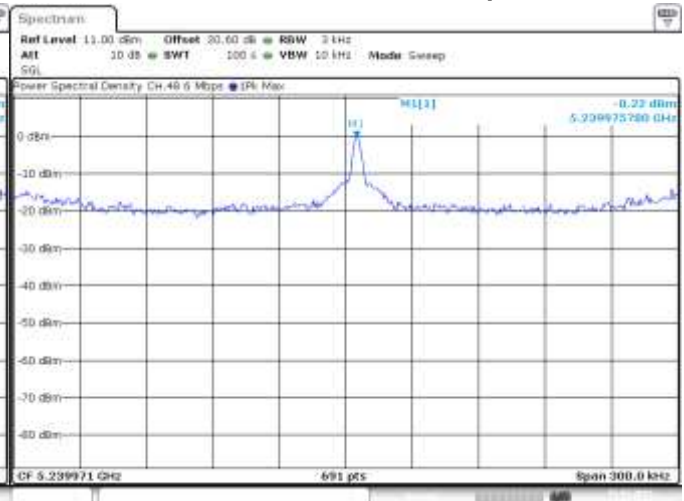
	EMC Test Report for the BlackBerry® smartphone Model RFL111LW APPENDIX 6	
Test Report No. RTS-6012-1302-17_rev1	Dates of Test December 13, 2012-February 25 and March 27, 2013	FCC ID: L6ARFL110LW IC: 2503A-RFL110LW

802.11a RF Conducted Emission Test Results cont'd

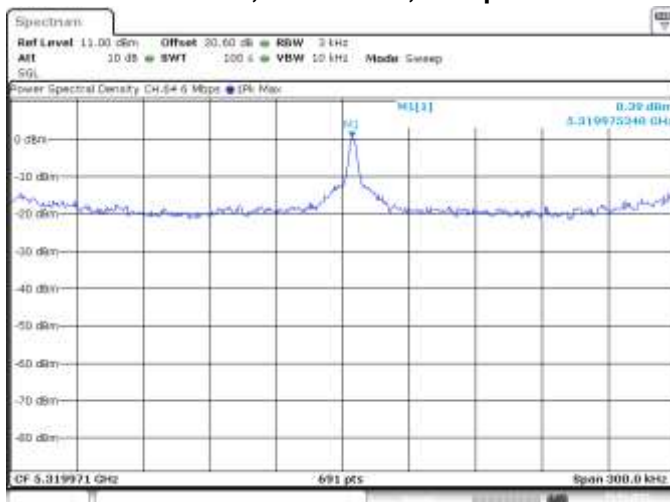
**Figure 6-22: Peak Power Spectral Density
802.11a, Channel 36, 6 Mbps**



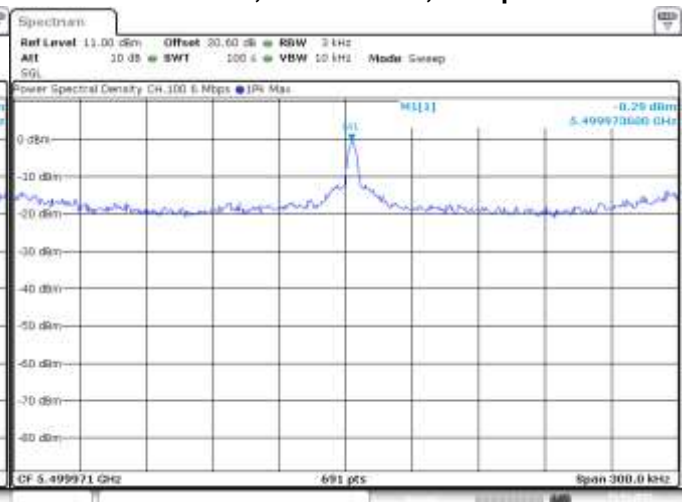
**Figure 6-23: Peak Power Spectral Density
802.11a, Channel 48, 6 Mbps**



**Figure 6-24: Peak Power Spectral Density
802.11a, Channel 64, 6 Mbps**



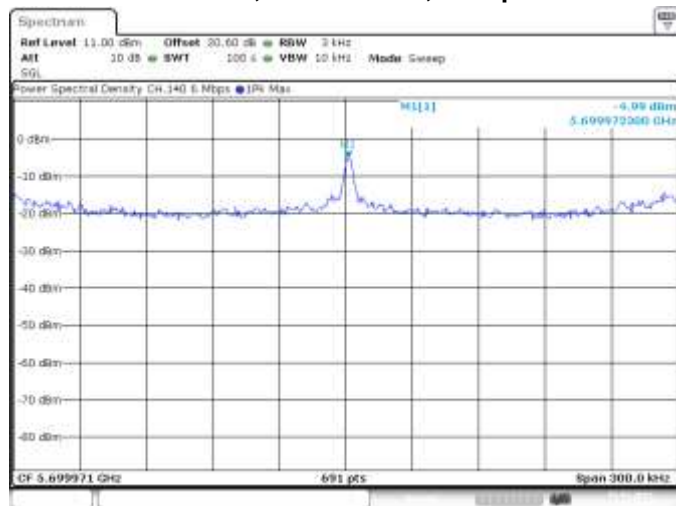
**Figure 6-25: Peak Power Spectral Density
802.11a, Channel 100, 6 Mbps**



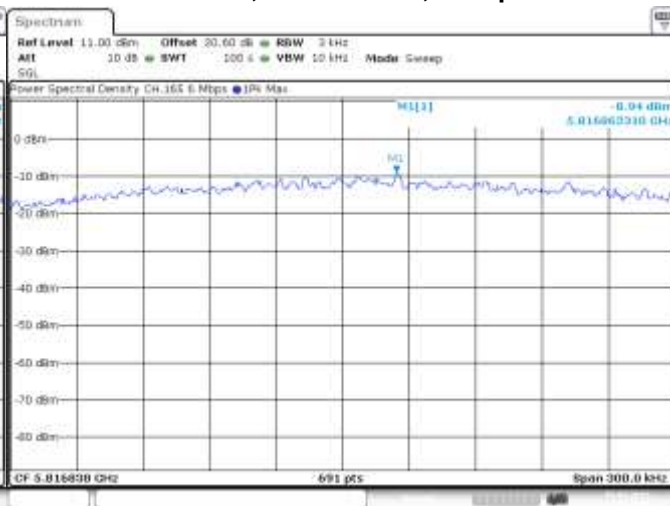
BlackBerry.	EMC Test Report for the BlackBerry® smartphone Model RFL111LW APPENDIX 6	
Test Report No. RTS-6012-1302-17_rev1	Dates of Test December 13, 2012-February 25 and March 27, 2013	FCC ID: L6ARFL110LW IC: 2503A-RFL110LW


802.11a RF Conducted Emission Test Results cont'd

**Figure 6-26: Peak Power Spectral Density
802.11a, Channel 140, 6 Mbps**



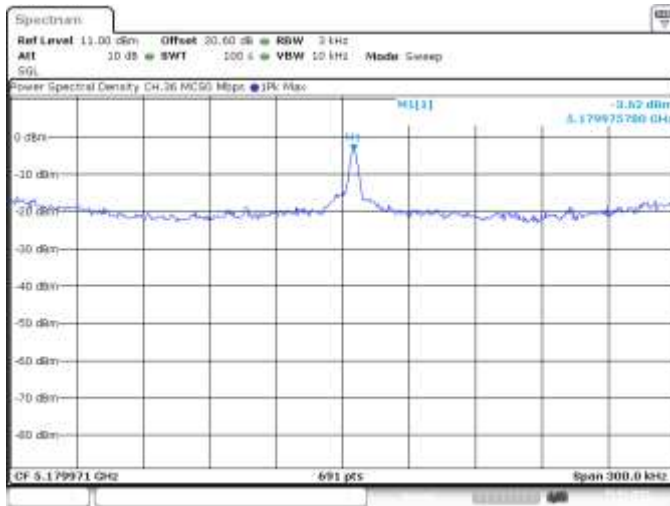
**Figure 6-27: Peak Power Spectral Density
802.11a, Channel 165, 6 Mbps**



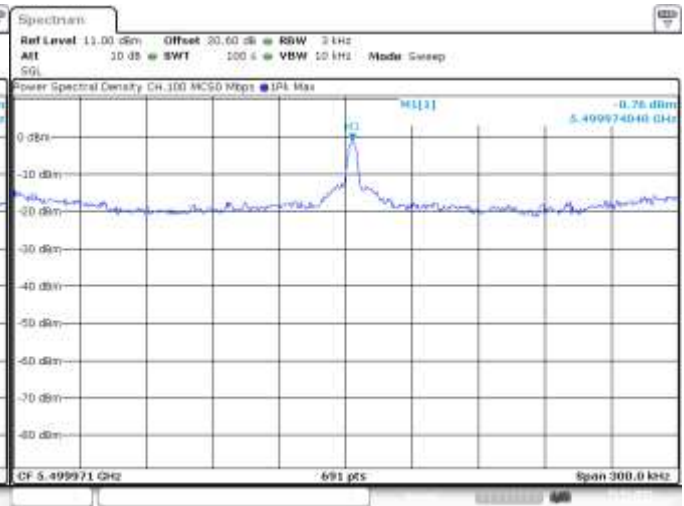
	EMC Test Report for the BlackBerry® smartphone Model RFL111LW APPENDIX 6	
Test Report No. RTS-6012-1302-17_rev1	Dates of Test December 13, 2012-February 25 and March 27, 2013	FCC ID: L6ARFL110LW IC: 2503A-RFL110LW

802.11n RF Conducted Emission Test Results

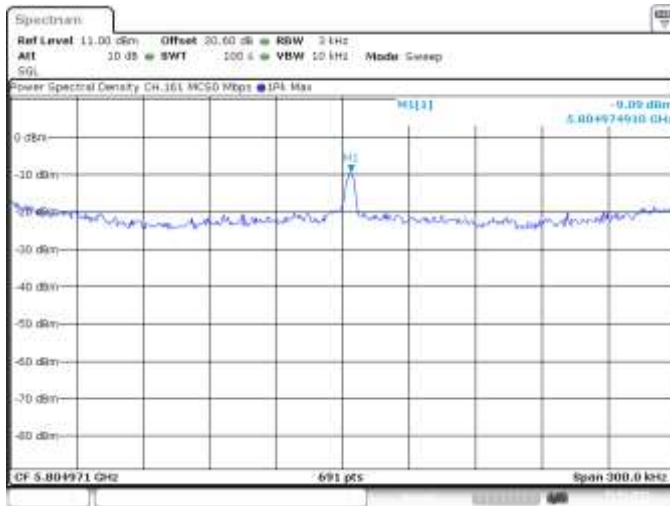
**Figure 6-28: Peak Power Spectral Density
802.11n, Channel 36, MCS 0**




**Figure 6-29: Peak Power Spectral Density
802.11n, Channel 64, MCS 0**



**Figure 6-30: Peak Power Spectral Density
802.11n, Channel 165, MCS 0**



	EMC Test Report for the BlackBerry® smartphone Model RFL111LW APPENDIX 6	
Test Report No. RTS-6012-1302-17_rev1	Dates of Test December 13, 2012-February 25 and March 27, 2013	FCC ID: L6ARFL110LW IC: 2503A-RFL110LW

802.11a RF Conducted Emission Test Results cont'd

Spurious RF Conducted Emissions

The EUT met the requirements of the spurious RF conducted emissions as per 47 CFR 15.407 and RSS-210. Channels 44, 60, and 157 were measured at 6 Mbps each for 802.11a mode. Peak power was measured using an Agilent power meter, model N1911A with model N1921A power sensor. A reference offset of 29.0 dB was applied to the spectrum analyzer reference level for the attenuators and coaxial cable loss in the test circuit.

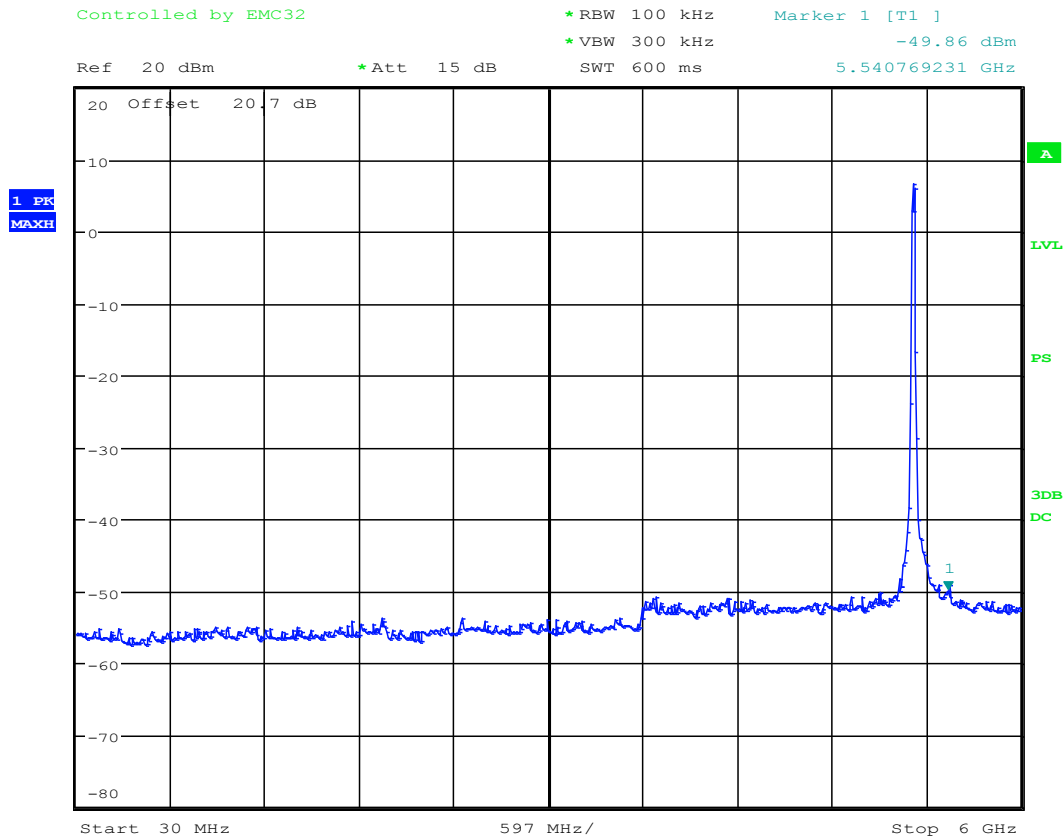
Channel	Data Rate	Power (dBm)	Max. Measured Level (dBm)	Limit (dBc)	Margin (dB)
64	6 Mbps	17.82	-43.26	-20	-23.26
100	6 Mbps	14.18	-43.29	-20	-23.29
140	6 Mbps	12.56	-41.22	-20	-21.22

See figures 6-31 to 6-33 for the plots of the spurious RF conducted emissions for Channel 64, 60 and 157 at 6 Mbps each for 802.11a mode.


	EMC Test Report for the BlackBerry® smartphone Model RFL111LW APPENDIX 6	
Test Report No. RTS-6012-1302-17_rev1	Dates of Test December 13, 2012-February 25 and March 27, 2013	FCC ID: L6ARFL110LW IC: 2503A-RFL110LW

802.11a RF Conducted Emission Test Results cont'd

Figure 6-31a: Spurious RF Conducted Emissions, 802.11a Channel 64, 6 Mbps

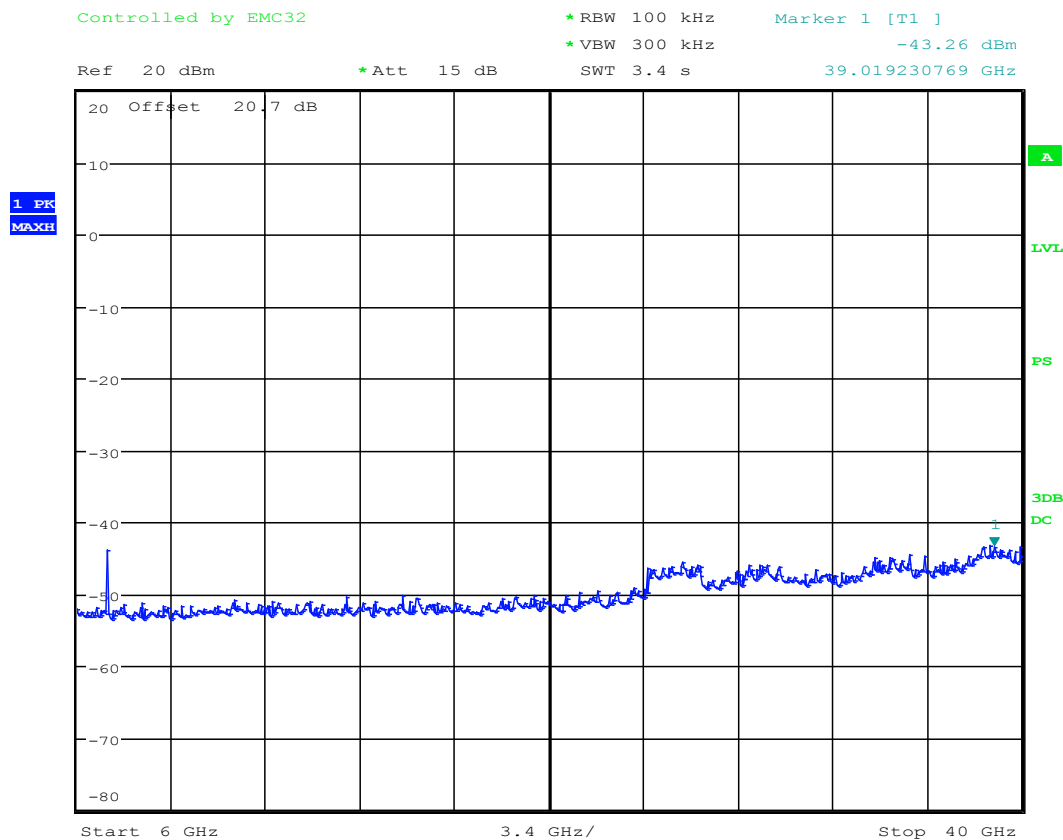


Date: 24.JAN.2013 11:03:56

	EMC Test Report for the BlackBerry® smartphone Model RFL111LW APPENDIX 6	
Test Report No. RTS-6012-1302-17_rev1	Dates of Test December 13, 2012-February 25 and March 27, 2013	FCC ID: L6ARFL110LW IC: 2503A-RFL110LW

802.11a RF Conducted Emission Test Results cont'd

Figure 6-31b: Spurious RF Conducted Emissions, 802.11a Channel 64, 6 Mbps

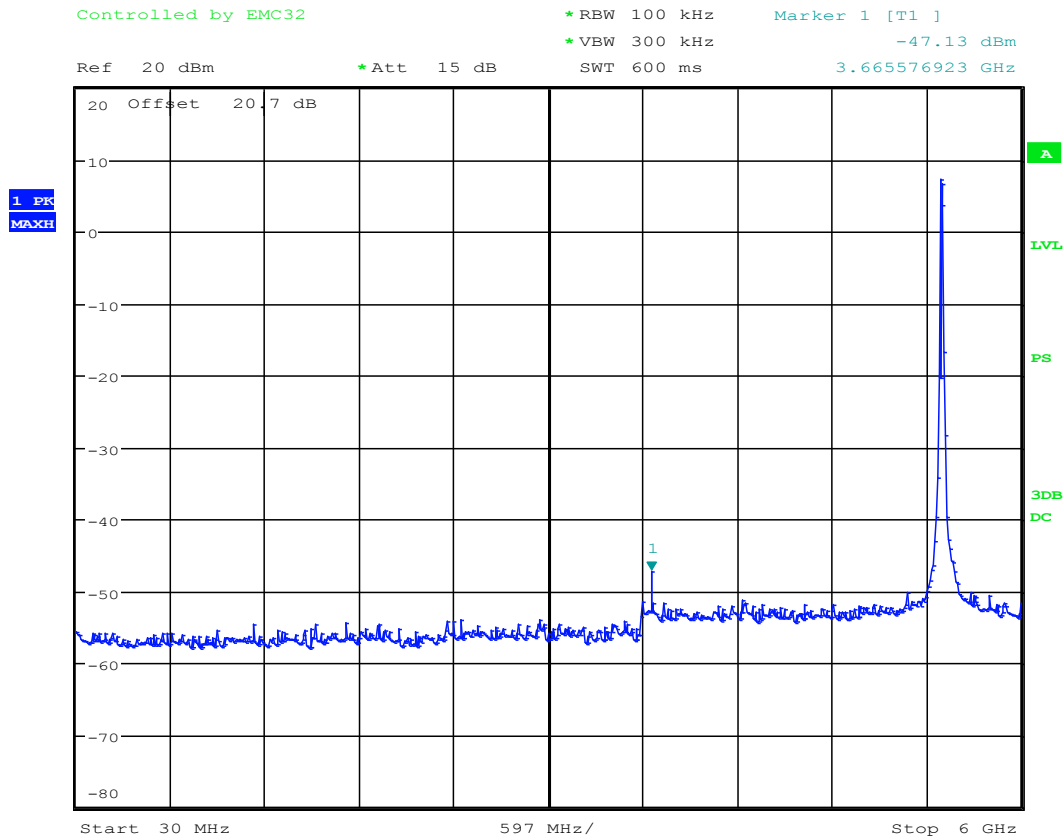


Date: 24.JAN.2013 11:04:35

	EMC Test Report for the BlackBerry® smartphone Model RFL111LW APPENDIX 6	
Test Report No. RTS-6012-1302-17_rev1	Dates of Test December 13, 2012-February 25 and March 27, 2013	FCC ID: L6ARFL110LW IC: 2503A-RFL110LW

802.11a RF Conducted Emission Test Results cont'd

Figure 6-32a: Spurious RF Conducted Emissions, 802.11a Channel 100, 6 Mbps

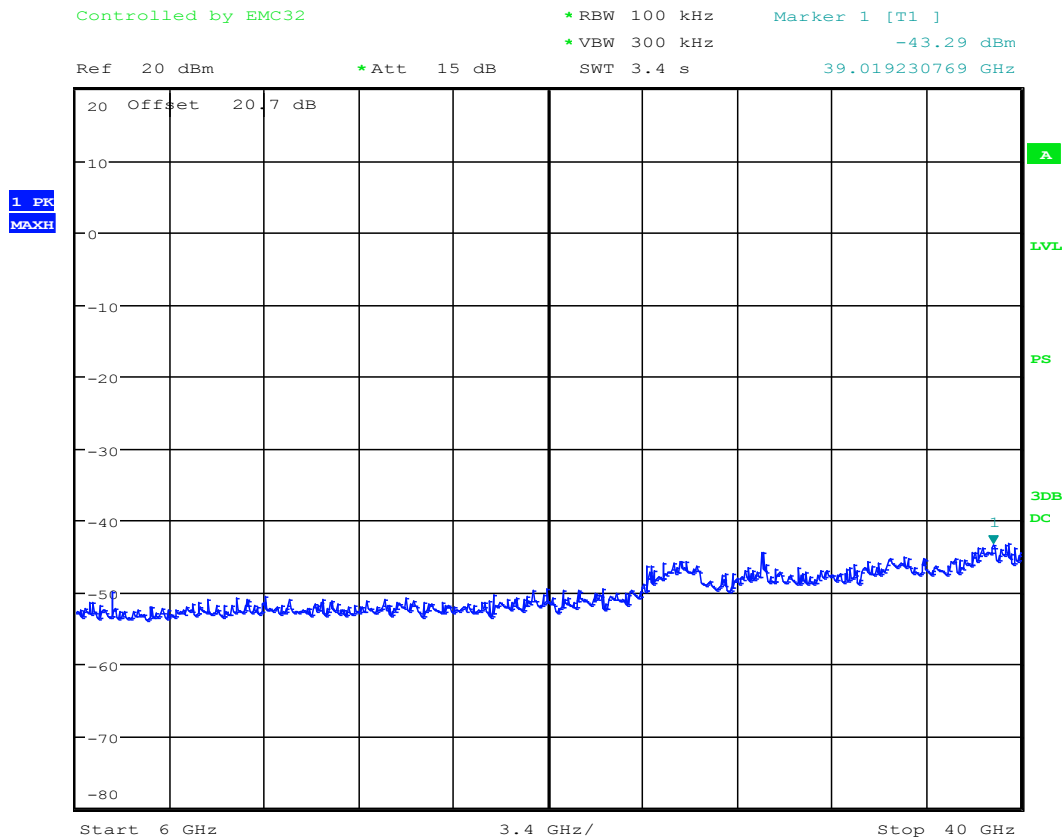


Date: 24.JAN.2013 11:05:35

	EMC Test Report for the BlackBerry® smartphone Model RFL111LW APPENDIX 6	
Test Report No. RTS-6012-1302-17_rev1	Dates of Test December 13, 2012-February 25 and March 27, 2013	FCC ID: L6ARFL110LW IC: 2503A-RFL110LW

802.11a RF Conducted Emission Test Results cont'd

Figure 6-32b: Spurious RF Conducted Emissions, 802.11a Channel 100, 6 Mbps

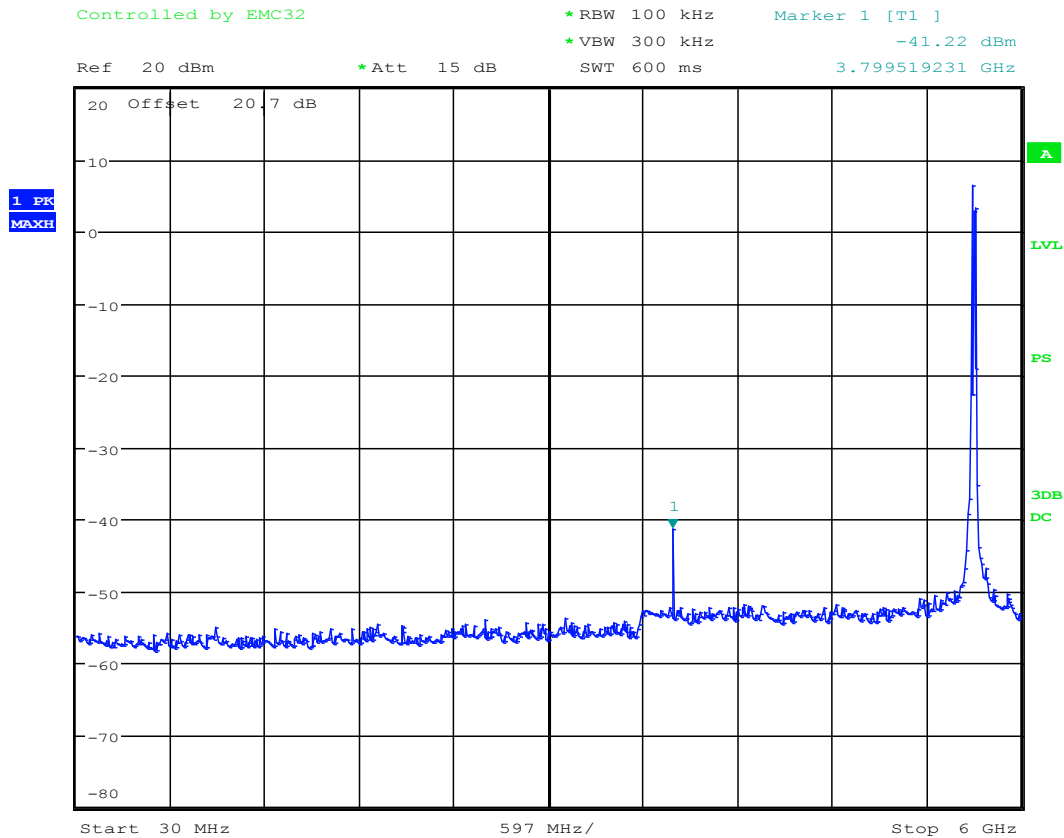


Date: 24.JAN.2013 11:05:10

	EMC Test Report for the BlackBerry® smartphone Model RFL111LW APPENDIX 6	
Test Report No. RTS-6012-1302-17_rev1	Dates of Test December 13, 2012-February 25 and March 27, 2013	FCC ID: L6ARFL110LW IC: 2503A-RFL110LW

802.11a RF Conducted Emission Test Results cont'd

Figure 6-33a: Spurious RF Conducted Emissions, 802.11a Channel 140, 6 Mbps

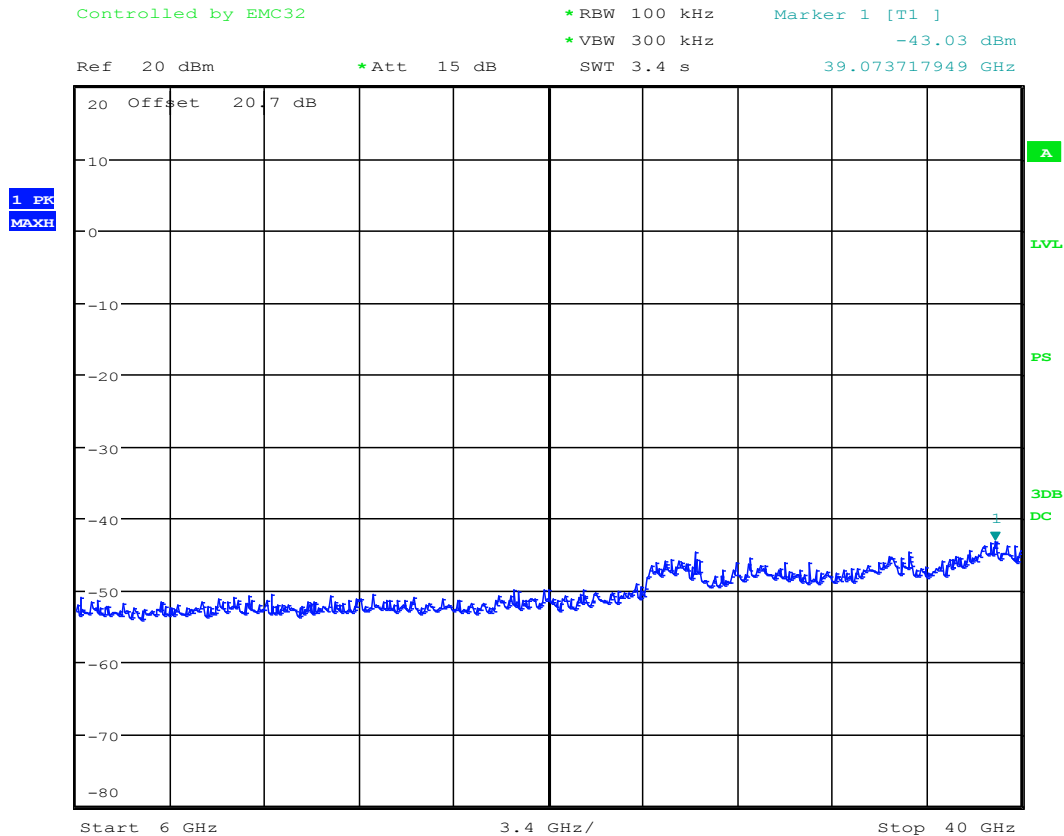


Date: 24.JAN.2013 11:06:00


BlackBerry	EMC Test Report for the BlackBerry® smartphone Model RFL111LW APPENDIX 6	
Test Report No. RTS-6012-1302-17_rev1	Dates of Test December 13, 2012-February 25 and March 27, 2013	FCC ID: L6ARFL110LW IC: 2503A-RFL110LW

802.11a RF Conducted Emission Test Results cont'd


Figure 6-33b: Spurious RF Conducted Emissions, 802.11a Channel 140, 6 Mbps



Date: 24.JAN.2013 11:06:37

	EMC Test Report for the BlackBerry® smartphone Model RFL111LW APPENDIX 7	
Test Report No. RTS-6012-1302-17_rev1	Dates of Test December 13, 2012-February 25 and March 27, 2013	FCC ID: L6ARFL110LW IC: 2503A-RFL110LW

APPENDIX 7 – NEAR FIELD COMMUNICATIONS TEST DATA/PLOTS

	EMC Test Report for the BlackBerry® smartphone Model RFL111LW APPENDIX 7	
Test Report No. RTS-6012-1302-17_rev1	Dates of Test December 13, 2012-February 25 and March 27, 2013	FCC ID: L6ARFL110LW IC: 2503A-RFL110LW

Near Field Communications (NFC) Test Results

Radiated Emissions

Date of Test: January 29, 2013

Measurements were performed by Savtej Sandhu.

The environmental test conditions were: Temperature: 25 °C
Relative Humidity: 21.2 %

The test distance was 3.0 metres with a EUT height of 0.8 metres, and sweep frequency of 9 kHz to 1 GHz.

The BlackBerry® smartphone was in vertical position.

The frequency sweep measurements were performed in Near Field Communications Tx mode at 13.56 MHz.

Frequency (MHz)	Reading (QP) (dBµV)	Correction Factor (dB)	Corrected Reading (QP) (dBµV/m)	Limit (dBµV/m)	Test Margin (dB)
13.558	17.42	18.56	55.28	124.00	-68.72
14.408	29.73	13.19	46.07	69.50	-23.43

All other emissions had a test margin of greater than 25.0 dB.

BlackBerry	EMC Test Report for the BlackBerry® smartphone Model RFL111LW APPENDIX 7	
Test Report No. RTS-6012-1302-17_rev1	Dates of Test December 13, 2012-February 25 and March 27, 2013	FCC ID: L6ARFL110LW IC: 2503A-RFL110LW

Near Field Communications (NFC) Test Results cont'd

Occupied Bandwidth

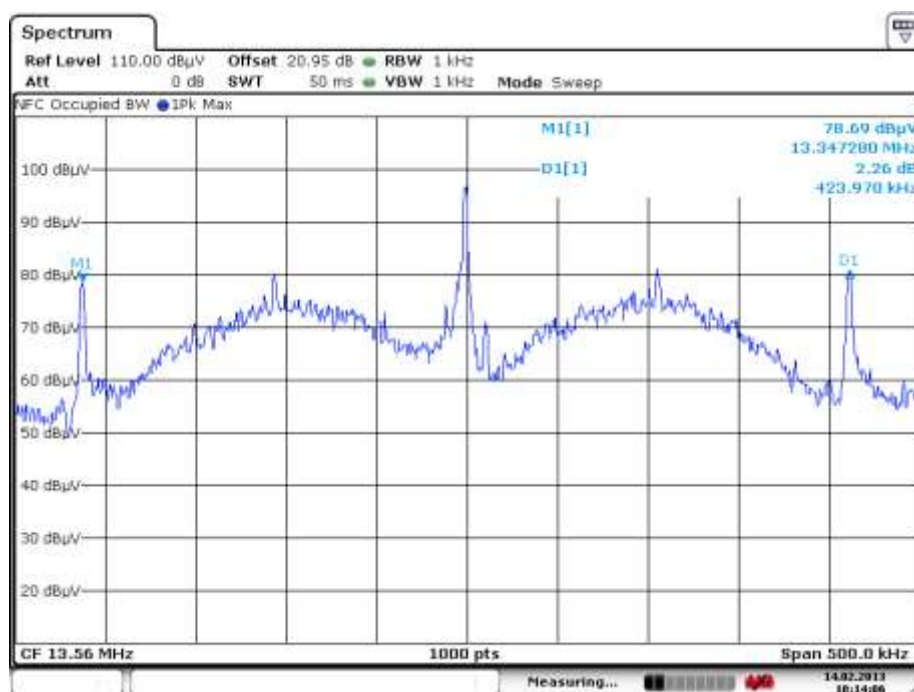
Date of test: February 14, 2013


The measurements were performed by Berkin Can.

The environmental test conditions were: Temperature: 24.2 °C
 Relative Humidity: 23.6 %

Operation mode (TX ON)	Occupied Bandwidth (kHz)
NFC, modulated	423.97

Figure 7-1: Occupied Bandwidth, NFC TX Frequency = 13.56 MHz



	EMC Test Report for the BlackBerry® smartphone Model RFL111LW APPENDIX 7	
Test Report No. RTS-6012-1302-17_rev1	Dates of Test December 13, 2012-February 25 and March 27, 2013	FCC ID: L6ARFL110LW IC: 2503A-RFL110LW

Near Field Communications (NFC) Test Results cont'd


Frequency Stability

Date of test: February 14, 2013.

The measurements were performed by Berkin Can.

The environmental test conditions were: Temperature: 24.2 °C
 Relative Humidity: 23.6 %

Test Temperature (Celsius)	Nominal Freq. (MHz)	Measured Freq. (MHz)	Input Voltage (Volts)	Max Freq Error (Hz)	% Deviation (Limit .01%)	PPM
-20	13.56	13.559419	3.6	-581	-0.00428	-42.8466
-20	13.56	13.559393	3.7	-607	-0.00448	-44.7640
-20	13.56	13.559410	4.35	-590	-0.00435	-43.5103
-10	13.56	13.559329	3.6	-671	-0.00495	-49.4838
-10	13.56	13.559252	3.7	-748	-0.00552	-55.1622
-10	13.56	13.559317	4.35	-683	-0.00504	-50.3687
0	13.56	13.559256	3.6	-744	-0.00549	-54.8673
0	13.56	13.559326	3.7	-674	-0.00497	-49.7050
0	13.56	13.559458	4.35	-542	-0.00400	-39.9705
10	13.56	13.559361	3.6	-639	-0.00471	-47.1239
10	13.56	13.559322	3.7	-678	-0.00500	-50.0000
10	13.56	13.559266	4.35	-734	-0.00541	-54.1298
20	13.56	13.559387	3.6	-613	-0.00452	-45.2065
20	13.56	13.559375	3.7	-625	-0.00461	-46.0914
20	13.56	13.559116	4.35	-884	-0.00652	-65.1917

	EMC Test Report for the BlackBerry® smartphone Model RFL111LW APPENDIX 7	
Test Report No. RTS-6012-1302-17_rev1	Dates of Test December 13, 2012-February 25 and March 27, 2013	FCC ID: L6ARFL110LW IC: 2503A-RFL110LW

Near Field Communications (NFC) Test Results cont'd

Frequency Stability cont'd

Test Temperature (Celsius)	Nominal Freq. (MHz)	Measured Freq. (MHz)	Input Voltage (Volts)	Max Freq Error (Hz)	% Deviation (Limit .01%)	PPM
30	13.56	13.559197	3.6	-803	-0.00592	-59.2183
30	13.56	13.559469	3.7	-531	-0.00392	-39.1593
30	13.56	13.559163	4.35	-837	-0.00617	-61.7257
40	13.56	13.559260	3.6	-740	-0.00546	-54.5723
40	13.56	13.559297	3.7	-703	-0.00518	-51.8437
40	13.56	13.559243	4.35	-757	-0.00558	-55.8260
50	13.56	13.559245	3.6	-755	-0.00557	-55.6785
50	13.56	13.559226	3.7	-774	-0.00571	-57.0796
50	13.56	13.559316	4.35	-684	-0.00504	-50.4425
60	13.56	13.559201	3.6	-799	-0.00589	-58.9233
60	13.56	13.559330	3.7	-670	-0.00494	-49.4100
60	13.56	13.559139	4.35	-861	-0.00635	-63.4956