

EX3DV4- SN:3866

May 31, 2018

10493-AAC	LTE-TDD (SC-FDMA, 50% RB, 15 MHz, 64-QAM, UL Subframe=2,3,4,7,8,9)	X	4.71	70.90	18.64	2.23	80.0	± 9.6 %
		Y	3.23	66.55	15.87		80.0	
		Z	3.39	67.44	16.38		80.0	
10494-AAC	LTE-TDD (SC-FDMA, 50% RB, 20 MHz, QPSK, UL Subframe=2,3,4,7,8,9)	X	6.63	79.67	21.55	2.23	80.0	± 9.6 %
		Y	3.14	69.49	16.91		80.0	
		Z	3.41	71.02	17.76		80.0	
10495-AAC	LTE-TDD (SC-FDMA, 50% RB, 20 MHz, 16-QAM, UL Subframe=2,3,4,7,8,9)	X	4.80	71.95	19.05	2.23	80.0	± 9.6 %
		Y	3.20	66.89	16.12		80.0	
		Z	3.35	67.82	16.65		80.0	
10496-AAC	LTE-TDD (SC-FDMA, 50% RB, 20 MHz, 64-QAM, UL Subframe=2,3,4,7,8,9)	X	4.80	71.35	18.83	2.23	80.0	± 9.6 %
		Y	3.29	66.77	16.11		80.0	
		Z	3.44	67.64	16.60		80.0	
10497-AAA	LTE-TDD (SC-FDMA, 100% RB, 1.4 MHz, QPSK, UL Subframe=2,3,4,7,8,9)	X	7.62	85.02	21.66	2.23	80.0	± 9.6 %
		Y	0.97	60.00	7.83		80.0	
		Z	0.96	60.00	8.24		80.0	
10498-AAA	LTE-TDD (SC-FDMA, 100% RB, 1.4 MHz, 16-QAM, UL Subframe=2,3,4,7,8,9)	X	4.01	72.58	16.22	2.23	80.0	± 9.6 %
		Y	1.16	60.00	6.77		80.0	
		Z	1.14	60.00	7.03		80.0	
10499-AAA	LTE-TDD (SC-FDMA, 100% RB, 1.4 MHz, 64-QAM, UL Subframe=2,3,4,7,8,9)	X	3.80	71.49	15.65	2.23	80.0	± 9.6 %
		Y	1.18	60.00	6.63		80.0	
		Z	1.16	60.00	6.86		80.0	
10500-AAA	LTE-TDD (SC-FDMA, 100% RB, 3 MHz, QPSK, UL Subframe=2,3,4,7,8,9)	X	6.32	82.09	22.38	2.23	80.0	± 9.6 %
		Y	2.24	68.13	15.26		80.0	
		Z	2.64	70.71	16.69		80.0	
10501-AAA	LTE-TDD (SC-FDMA, 100% RB, 3 MHz, 16-QAM, UL Subframe=2,3,4,7,8,9)	X	4.76	74.36	19.32	2.23	80.0	± 9.6 %
		Y	2.30	65.32	13.47		80.0	
		Z	2.60	67.21	14.56		80.0	
10502-AAA	LTE-TDD (SC-FDMA, 100% RB, 3 MHz, 64-QAM, UL Subframe=2,3,4,7,8,9)	X	4.78	73.99	19.12	2.23	80.0	± 9.6 %
		Y	2.34	65.16	13.32		80.0	
		Z	2.62	66.99	14.38		80.0	
10503-AAC	LTE-TDD (SC-FDMA, 100% RB, 5 MHz, QPSK, UL Subframe=2,3,4,7,8,9)	X	6.03	80.32	21.94	2.23	80.0	± 9.6 %
		Y	2.57	68.90	16.39		80.0	
		Z	2.87	70.75	17.45		80.0	
10504-AAC	LTE-TDD (SC-FDMA, 100% RB, 5 MHz, 16-QAM, UL Subframe=2,3,4,7,8,9)	X	4.54	72.86	19.24	2.23	80.0	± 9.6 %
		Y	2.73	66.67	15.33		80.0	
		Z	2.95	68.01	16.10		80.0	
10505-AAC	LTE-TDD (SC-FDMA, 100% RB, 5 MHz, 64-QAM, UL Subframe=2,3,4,7,8,9)	X	4.56	72.33	19.04	2.23	80.0	± 9.6 %
		Y	2.82	66.61	15.31		80.0	
		Z	3.02	67.87	16.04		80.0	
10506-AAC	LTE-TDD (SC-FDMA, 100% RB, 10 MHz, QPSK, UL Subframe=2,3,4,7,8,9)	X	6.54	79.44	21.45	2.23	80.0	± 9.6 %
		Y	3.11	69.34	16.83		80.0	
		Z	3.38	70.86	17.68		80.0	
10507-AAC	LTE-TDD (SC-FDMA, 100% RB, 10 MHz, 16-QAM, UL Subframe=2,3,4,7,8,9)	X	4.78	71.87	19.01	2.23	80.0	± 9.6 %
		Y	3.18	66.83	16.08		80.0	
		Z	3.34	67.75	16.61		80.0	

EX3DV4- SN:3866

May 31, 2018

10508-AAC	LTE-TDD (SC-FDMA, 100% RB, 10 MHz, 64-QAM, UL Subframe=2,3,4,7,8,9)	X	4.79	71.27	18.79	2.23	80.0	± 9.6 %
		Y	3.27	66.69	16.06		80.0	
		Z	3.42	67.56	16.55		80.0	
10509-AAC	LTE-TDD (SC-FDMA, 100% RB, 15 MHz, QPSK, UL Subframe=2,3,4,7,8,9)	X	6.15	76.10	20.18	2.23	80.0	± 9.6 %
		Y	3.56	68.76	16.70		80.0	
		Z	3.80	69.99	17.37		80.0	
10510-AAC	LTE-TDD (SC-FDMA, 100% RB, 15 MHz, 16-QAM, UL Subframe=2,3,4,7,8,9)	X	5.17	71.05	18.68	2.23	80.0	± 9.6 %
		Y	3.68	66.78	16.30		80.0	
		Z	3.81	67.52	16.71		80.0	
10511-AAC	LTE-TDD (SC-FDMA, 100% RB, 15 MHz, 64-QAM, UL Subframe=2,3,4,7,8,9)	X	5.15	70.57	18.53	2.23	80.0	± 9.6 %
		Y	3.76	66.65	16.29		80.0	
		Z	3.88	67.36	16.68		80.0	
10512-AAC	LTE-TDD (SC-FDMA, 100% RB, 20 MHz, QPSK, UL Subframe=2,3,4,7,8,9)	X	7.21	79.44	21.25	2.23	80.0	± 9.6 %
		Y	3.59	69.68	16.92		80.0	
		Z	3.89	71.16	17.72		80.0	
10513-AAC	LTE-TDD (SC-FDMA, 100% RB, 20 MHz, 16-QAM, UL Subframe=2,3,4,7,8,9)	X	5.14	71.71	18.95	2.23	80.0	± 9.6 %
		Y	3.56	66.87	16.34		80.0	
		Z	3.70	67.65	16.77		80.0	
10514-AAC	LTE-TDD (SC-FDMA, 100% RB, 20 MHz, 64-QAM, UL Subframe=2,3,4,7,8,9)	X	5.05	70.95	18.69	2.23	80.0	± 9.6 %
		Y	3.62	66.61	16.29		80.0	
		Z	3.75	67.34	16.69		80.0	
10515-AAA	IEEE 802.11b WiFi 2.4 GHz (DSSS, 2 Mbps, 99pc duty cycle)	X	1.01	65.06	16.43	0.00	150.0	± 9.6 %
		Y	0.83	62.96	14.25		150.0	
		Z	0.95	64.26	15.32		150.0	
10516-AAA	IEEE 802.11b WiFi 2.4 GHz (DSSS, 5.5 Mbps, 99pc duty cycle)	X	3.06	104.24	31.25	0.00	150.0	± 9.6 %
		Y	0.55	72.91	16.81		150.0	
		Z	0.82	78.63	21.25		150.0	
10517-AAA	IEEE 802.11b WiFi 2.4 GHz (DSSS, 11 Mbps, 99pc duty cycle)	X	0.96	69.40	18.39	0.00	150.0	± 9.6 %
		Y	0.67	64.87	14.71		150.0	
		Z	0.82	66.87	16.39		150.0	
10518-AAB	IEEE 802.11a/h WiFi 5 GHz (OFDM, 9 Mbps, 99pc duty cycle)	X	4.67	67.07	16.51	0.00	150.0	± 9.6 %
		Y	4.23	66.74	16.04		150.0	
		Z	4.31	67.18	16.26		150.0	
10519-AAB	IEEE 802.11a/h WiFi 5 GHz (OFDM, 12 Mbps, 99pc duty cycle)	X	4.89	67.35	16.64	0.00	150.0	± 9.6 %
		Y	4.37	66.91	16.13		150.0	
		Z	4.45	67.33	16.33		150.0	
10520-AAB	IEEE 802.11a/h WiFi 5 GHz (OFDM, 18 Mbps, 99pc duty cycle)	X	4.74	67.36	16.59	0.00	150.0	± 9.6 %
		Y	4.23	66.84	16.04		150.0	
		Z	4.31	67.28	16.26		150.0	
10521-AAB	IEEE 802.11a/h WiFi 5 GHz (OFDM, 24 Mbps, 99pc duty cycle)	X	4.68	67.39	16.59	0.00	150.0	± 9.6 %
		Y	4.16	66.81	16.02		150.0	
		Z	4.25	67.25	16.25		150.0	
10522-AAB	IEEE 802.11a/h WiFi 5 GHz (OFDM, 36 Mbps, 99pc duty cycle)	X	4.72	67.34	16.61	0.00	150.0	± 9.6 %
		Y	4.21	66.93	16.11		150.0	
		Z	4.29	67.35	16.33		150.0	

EX3DV4-- SN:3866

May 31, 2018

10523-AAB	IEEE 802.11a/h WiFi 5 GHz (OFDM, 48 Mbps, 99pc duty cycle)	X	4.60	67.27	16.49	0.00	150.0	± 9.6 %
		Y	4.14	66.93	16.03		150.0	
		Z	4.23	67.41	16.28		150.0	
10524-AAB	IEEE 802.11a/h WiFi 5 GHz (OFDM, 54 Mbps, 99pc duty cycle)	X	4.67	67.30	16.60	0.00	150.0	± 9.6 %
		Y	4.17	66.89	16.11		150.0	
		Z	4.25	67.33	16.33		150.0	
10525-AAB	IEEE 802.11ac WiFi (20MHz, MCS0, 99pc duty cycle)	X	4.63	66.35	16.20	0.00	150.0	± 9.6 %
		Y	4.20	66.00	15.74		150.0	
		Z	4.29	66.48	15.97		150.0	
10526-AAB	IEEE 802.11ac WiFi (20MHz, MCS1, 99pc duty cycle)	X	4.84	66.77	16.34	0.00	150.0	± 9.6 %
		Y	4.32	66.28	15.85		150.0	
		Z	4.41	66.74	16.08		150.0	
10527-AAB	IEEE 802.11ac WiFi (20MHz, MCS2, 99pc duty cycle)	X	4.76	66.76	16.31	0.00	150.0	± 9.6 %
		Y	4.25	66.25	15.79		150.0	
		Z	4.34	66.73	16.03		150.0	
10528-AAB	IEEE 802.11ac WiFi (20MHz, MCS3, 99pc duty cycle)	X	4.78	66.78	16.34	0.00	150.0	± 9.6 %
		Y	4.27	66.26	15.82		150.0	
		Z	4.36	66.74	16.06		150.0	
10529-AAB	IEEE 802.11ac WiFi (20MHz, MCS4, 99pc duty cycle)	X	4.78	66.78	16.34	0.00	150.0	± 9.6 %
		Y	4.27	66.26	15.82		150.0	
		Z	4.36	66.74	16.06		150.0	
10531-AAB	IEEE 802.11ac WiFi (20MHz, MCS6, 99pc duty cycle)	X	4.79	66.94	16.37	0.00	150.0	± 9.6 %
		Y	4.23	66.28	15.80		150.0	
		Z	4.32	66.76	16.04		150.0	
10532-AAB	IEEE 802.11ac WiFi (20MHz, MCS7, 99pc duty cycle)	X	4.64	66.83	16.33	0.00	150.0	± 9.6 %
		Y	4.12	66.15	15.73		150.0	
		Z	4.21	66.64	15.98		150.0	
10533-AAB	IEEE 802.11ac WiFi (20MHz, MCS8, 99pc duty cycle)	X	4.79	66.80	16.32	0.00	150.0	± 9.6 %
		Y	4.27	66.34	15.83		150.0	
		Z	4.36	66.83	16.07		150.0	
10534-AAB	IEEE 802.11ac WiFi (40MHz, MCS0, 99pc duty cycle)	X	5.27	66.85	16.33	0.00	150.0	± 9.6 %
		Y	4.83	66.25	15.90		150.0	
		Z	4.90	66.64	16.07		150.0	
10535-AAB	IEEE 802.11ac WiFi (40MHz, MCS1, 99pc duty cycle)	X	5.34	66.99	16.38	0.00	150.0	± 9.6 %
		Y	4.87	66.38	15.96		150.0	
		Z	4.93	66.75	16.12		150.0	
10536-AAB	IEEE 802.11ac WiFi (40MHz, MCS2, 99pc duty cycle)	X	5.22	67.00	16.38	0.00	150.0	± 9.6 %
		Y	4.76	66.38	15.94		150.0	
		Z	4.83	66.78	16.12		150.0	
10537-AAB	IEEE 802.11ac WiFi (40MHz, MCS3, 99pc duty cycle)	X	5.28	66.96	16.36	0.00	150.0	± 9.6 %
		Y	4.83	66.38	15.94		150.0	
		Z	4.89	66.76	16.11		150.0	
10538-AAB	IEEE 802.11ac WiFi (40MHz, MCS4, 99pc duty cycle)	X	5.38	67.00	16.41	0.00	150.0	± 9.6 %
		Y	4.89	66.34	15.96		150.0	
		Z	4.95	66.70	16.12		150.0	
10540-AAB	IEEE 802.11ac WiFi (40MHz, MCS6, 99pc duty cycle)	X	5.29	66.96	16.41	0.00	150.0	± 9.6 %
		Y	4.82	66.30	15.96		150.0	
		Z	4.89	66.67	16.12		150.0	

EX3DV4- SN:3866

May 31, 2018

10541-AAB	IEEE 802.11ac WiFi (40MHz, MCS7, 99pc duty cycle)	X	5.28	66.89	16.37	0.00	150.0	± 9.6 %
		Y	4.81	66.21	15.90		150.0	
		Z	4.88	66.62	16.07		150.0	
10542-AAB	IEEE 802.11ac WiFi (40MHz, MCS8, 99pc duty cycle)	X	5.42	66.89	16.38	0.00	150.0	± 9.6 %
		Y	4.96	66.32	15.97		150.0	
		Z	5.03	66.69	16.13		150.0	
10543-AAB	IEEE 802.11ac WiFi (40MHz, MCS9, 99pc duty cycle)	X	5.51	66.90	16.40	0.00	150.0	± 9.6 %
		Y	5.04	66.40	16.04		150.0	
		Z	5.09	66.74	16.18		150.0	
10544-AAB	IEEE 802.11ac WiFi (80MHz, MCS0, 99pc duty cycle)	X	5.55	66.94	16.30	0.00	150.0	± 9.6 %
		Y	5.17	66.32	15.89		150.0	
		Z	5.24	66.69	16.04		150.0	
10545-AAB	IEEE 802.11ac WiFi (80MHz, MCS1, 99pc duty cycle)	X	5.75	67.30	16.41	0.00	150.0	± 9.6 %
		Y	5.35	66.77	16.07		150.0	
		Z	5.39	67.04	16.18		150.0	
10546-AAB	IEEE 802.11ac WiFi (80MHz, MCS2, 99pc duty cycle)	X	5.65	67.23	16.40	0.00	150.0	± 9.6 %
		Y	5.20	66.44	15.92		150.0	
		Z	5.27	66.81	16.07		150.0	
10547-AAB	IEEE 802.11ac WiFi (80MHz, MCS3, 99pc duty cycle)	X	5.74	67.29	16.42	0.00	150.0	± 9.6 %
		Y	5.29	66.56	15.97		150.0	
		Z	5.34	66.89	16.11		150.0	
10548-AAB	IEEE 802.11ac WiFi (80MHz, MCS4, 99pc duty cycle)	X	5.96	68.10	16.79	0.00	150.0	± 9.6 %
		Y	5.43	67.18	16.25		150.0	
		Z	5.45	67.42	16.35		150.0	
10550-AAB	IEEE 802.11ac WiFi (80MHz, MCS6, 99pc duty cycle)	X	5.67	67.18	16.38	0.00	150.0	± 9.6 %
		Y	5.27	66.64	16.03		150.0	
		Z	5.31	66.94	16.15		150.0	
10551-AAB	IEEE 802.11ac WiFi (80MHz, MCS7, 99pc duty cycle)	X	5.68	67.25	16.38	0.00	150.0	± 9.6 %
		Y	5.20	66.41	15.88		150.0	
		Z	5.26	66.78	16.03		150.0	
10552-AAB	IEEE 802.11ac WiFi (80MHz, MCS8, 99pc duty cycle)	X	5.59	67.04	16.29	0.00	150.0	± 9.6 %
		Y	5.18	66.44	15.89		150.0	
		Z	5.26	66.83	16.06		150.0	
10553-AAB	IEEE 802.11ac WiFi (80MHz, MCS9, 99pc duty cycle)	X	5.68	67.08	16.34	0.00	150.0	± 9.6 %
		Y	5.24	66.38	15.90		150.0	
		Z	5.30	66.76	16.05		150.0	
10554-AAC	IEEE 802.11ac WiFi (160MHz, MCS0, 99pc duty cycle)	X	5.94	67.29	16.37	0.00	150.0	± 9.6 %
		Y	5.60	66.65	15.96		150.0	
		Z	5.65	66.99	16.10		150.0	
10555-AAC	IEEE 802.11ac WiFi (160MHz, MCS1, 99pc duty cycle)	X	6.09	67.62	16.50	0.00	150.0	± 9.6 %
		Y	5.69	66.88	16.06		150.0	
		Z	5.74	67.19	16.18		150.0	
10556-AAC	IEEE 802.11ac WiFi (160MHz, MCS2, 99pc duty cycle)	X	6.10	67.63	16.50	0.00	150.0	± 9.6 %
		Y	5.73	66.99	16.11		150.0	
		Z	5.77	67.28	16.22		150.0	
10557-AAC	IEEE 802.11ac WiFi (160MHz, MCS3, 99pc duty cycle)	X	6.09	67.60	16.51	0.00	150.0	± 9.6 %
		Y	5.68	66.85	16.06		150.0	
		Z	5.74	67.20	16.19		150.0	

EX3DV4- SN:3866

May 31, 2018

10558-AAC	IEEE 802.11ac WiFi (160MHz, MCS4, 99pc duty cycle)	X	6.14	67.77	16.61	0.00	150.0	± 9.6 %
		Y	5.69	66.91	16.11		150.0	
		Z	5.74	67.25	16.24		150.0	
10560-AAC	IEEE 802.11ac WiFi (160MHz, MCS6, 99pc duty cycle)	X	6.15	67.63	16.58	0.00	150.0	± 9.6 %
		Y	5.71	66.84	16.11		150.0	
		Z	5.76	67.18	16.24		150.0	
10561-AAC	IEEE 802.11ac WiFi (160MHz, MCS7, 99pc duty cycle)	X	6.05	67.57	16.58	0.00	150.0	± 9.6 %
		Y	5.64	66.83	16.13		150.0	
		Z	5.69	67.14	16.25		150.0	
10562-AAC	IEEE 802.11ac WiFi (160MHz, MCS8, 99pc duty cycle)	X	6.19	67.99	16.80	0.00	150.0	± 9.6 %
		Y	5.69	66.99	16.22		150.0	
		Z	5.74	67.31	16.34		150.0	
10563-AAC	IEEE 802.11ac WiFi (160MHz, MCS9, 99pc duty cycle)	X	6.48	68.39	16.93	0.00	150.0	± 9.6 %
		Y	5.80	66.97	16.17		150.0	
		Z	5.84	67.27	16.28		150.0	
10564-AAA	IEEE 802.11g WiFi 2.4 GHz (DSSS-OFDM, 9 Mbps, 99pc duty cycle)	X	4.99	67.10	16.63	0.46	150.0	± 9.6 %
		Y	4.54	66.72	16.13		150.0	
		Z	4.61	67.11	16.32		150.0	
10565-AAA	IEEE 802.11g WiFi 2.4 GHz (DSSS-OFDM, 12 Mbps, 99pc duty cycle)	X	5.26	67.61	16.96	0.46	150.0	± 9.6 %
		Y	4.74	67.17	16.48		150.0	
		Z	4.81	67.54	16.65		150.0	
10566-AAA	IEEE 802.11g WiFi 2.4 GHz (DSSS-OFDM, 18 Mbps, 99pc duty cycle)	X	5.09	67.49	16.80	0.46	150.0	± 9.6 %
		Y	4.57	66.95	16.26		150.0	
		Z	4.64	67.35	16.45		150.0	
10567-AAA	IEEE 802.11g WiFi 2.4 GHz (DSSS-OFDM, 24 Mbps, 99pc duty cycle)	X	5.13	67.93	17.17	0.46	150.0	± 9.6 %
		Y	4.62	67.44	16.70		150.0	
		Z	4.69	67.82	16.88		150.0	
10568-AAA	IEEE 802.11g WiFi 2.4 GHz (DSSS-OFDM, 36 Mbps, 99pc duty cycle)	X	4.99	67.16	16.52	0.46	150.0	± 9.6 %
		Y	4.45	66.62	15.95		150.0	
		Z	4.52	66.99	16.13		150.0	
10569-AAA	IEEE 802.11g WiFi 2.4 GHz (DSSS-OFDM, 48 Mbps, 99pc duty cycle)	X	5.07	67.97	17.21	0.46	150.0	± 9.6 %
		Y	4.61	67.68	16.84		150.0	
		Z	4.69	68.08	17.03		150.0	
10570-AAA	IEEE 802.11g WiFi 2.4 GHz (DSSS-OFDM, 54 Mbps, 99pc duty cycle)	X	5.11	67.77	17.12	0.46	150.0	± 9.6 %
		Y	4.60	67.44	16.72		150.0	
		Z	4.68	67.82	16.90		150.0	
10571-AAA	IEEE 802.11b WiFi 2.4 GHz (DSSS, 1 Mbps, 90pc duty cycle)	X	1.30	67.15	17.55	0.46	130.0	± 9.6 %
		Y	0.99	63.68	14.70		130.0	
		Z	1.10	64.78	15.61		130.0	
10572-AAA	IEEE 802.11b WiFi 2.4 GHz (DSSS, 2 Mbps, 90pc duty cycle)	X	1.33	68.08	18.08	0.46	130.0	± 9.6 %
		Y	1.00	64.26	15.07		130.0	
		Z	1.11	65.43	16.02		130.0	
10573-AAA	IEEE 802.11b WiFi 2.4 GHz (DSSS, 5.5 Mbps, 90pc duty cycle)	X	100.00	155.96	42.55	0.46	130.0	± 9.6 %
		Y	1.75	84.37	21.07		130.0	
		Z	2.99	94.69	26.31		130.0	
10574-AAA	IEEE 802.11b WiFi 2.4 GHz (DSSS, 11 Mbps, 90pc duty cycle)	X	2.01	80.32	23.68	0.46	130.0	± 9.6 %
		Y	1.10	70.53	18.24		130.0	
		Z	1.28	72.51	19.68		130.0	

EX3DV4- SN:3866

May 31, 2018

10575-AAA	IEEE 802.11g WiFi 2.4 GHz (DSSS-OFDM, 6 Mbps, 90pc duty cycle)	X	4.78	66.90	16.69	0.46	130.0	± 9.6 %
		Y	4.31	66.44	16.10		130.0	
		Z	4.38	66.81	16.28		130.0	
10576-AAA	IEEE 802.11g WiFi 2.4 GHz (DSSS-OFDM, 9 Mbps, 90pc duty cycle)	X	4.81	67.08	16.77	0.46	130.0	± 9.6 %
		Y	4.34	66.66	16.20		130.0	
		Z	4.41	67.05	16.39		130.0	
10577-AAA	IEEE 802.11g WiFi 2.4 GHz (DSSS-OFDM, 12 Mbps, 90pc duty cycle)	X	5.04	67.41	16.94	0.46	130.0	± 9.6 %
		Y	4.50	66.90	16.36		130.0	
		Z	4.57	67.27	16.53		130.0	
10578-AAA	IEEE 802.11g WiFi 2.4 GHz (DSSS-OFDM, 18 Mbps, 90pc duty cycle)	X	4.95	67.63	17.07	0.46	130.0	± 9.6 %
		Y	4.42	67.09	16.49		130.0	
		Z	4.49	67.46	16.67		130.0	
10579-AAA	IEEE 802.11g WiFi 2.4 GHz (DSSS-OFDM, 24 Mbps, 90pc duty cycle)	X	4.70	66.92	16.39	0.46	130.0	± 9.6 %
		Y	4.15	66.13	15.63		130.0	
		Z	4.22	66.52	15.83		130.0	
10580-AAA	IEEE 802.11g WiFi 2.4 GHz (DSSS-OFDM, 36 Mbps, 90pc duty cycle)	X	4.75	66.87	16.37	0.46	130.0	± 9.6 %
		Y	4.18	66.17	15.64		130.0	
		Z	4.24	66.54	15.83		130.0	
10581-AAA	IEEE 802.11g WiFi 2.4 GHz (DSSS-OFDM, 48 Mbps, 90pc duty cycle)	X	4.85	67.71	17.04	0.46	130.0	± 9.6 %
		Y	4.33	67.16	16.45		130.0	
		Z	4.40	67.56	16.65		130.0	
10582-AAA	IEEE 802.11g WiFi 2.4 GHz (DSSS-OFDM, 54 Mbps, 90pc duty cycle)	X	4.65	66.63	16.16	0.46	130.0	± 9.6 %
		Y	4.07	65.86	15.38		130.0	
		Z	4.14	66.24	15.58		130.0	
10583-AAB	IEEE 802.11a/h WiFi 5 GHz (OFDM, 6 Mbps, 90pc duty cycle)	X	4.78	66.90	16.69	0.46	130.0	± 9.6 %
		Y	4.31	66.44	16.10		130.0	
		Z	4.38	66.81	16.28		130.0	
10584-AAB	IEEE 802.11a/h WiFi 5 GHz (OFDM, 9 Mbps, 90pc duty cycle)	X	4.81	67.08	16.77	0.46	130.0	± 9.6 %
		Y	4.34	66.66	16.20		130.0	
		Z	4.41	67.05	16.39		130.0	
10585-AAB	IEEE 802.11a/h WiFi 5 GHz (OFDM, 12 Mbps, 90pc duty cycle)	X	5.04	67.41	16.94	0.46	130.0	± 9.6 %
		Y	4.50	66.90	16.36		130.0	
		Z	4.57	67.27	16.53		130.0	
10586-AAB	IEEE 802.11a/h WiFi 5 GHz (OFDM, 18 Mbps, 90pc duty cycle)	X	4.95	67.63	17.07	0.46	130.0	± 9.6 %
		Y	4.42	67.09	16.49		130.0	
		Z	4.49	67.46	16.67		130.0	
10587-AAB	IEEE 802.11a/h WiFi 5 GHz (OFDM, 24 Mbps, 90pc duty cycle)	X	4.70	66.92	16.39	0.46	130.0	± 9.6 %
		Y	4.15	66.13	15.63		130.0	
		Z	4.22	66.52	15.83		130.0	
10588-AAB	IEEE 802.11a/h WiFi 5 GHz (OFDM, 36 Mbps, 90pc duty cycle)	X	4.75	66.87	16.37	0.46	130.0	± 9.6 %
		Y	4.18	66.17	15.64		130.0	
		Z	4.24	66.54	15.83		130.0	
10589-AAB	IEEE 802.11a/h WiFi 5 GHz (OFDM, 48 Mbps, 90pc duty cycle)	X	4.85	67.71	17.04	0.46	130.0	± 9.6 %
		Y	4.33	67.16	16.45		130.0	
		Z	4.40	67.56	16.65		130.0	
10590-AAB	IEEE 802.11a/h WiFi 5 GHz (OFDM, 54 Mbps, 90pc duty cycle)	X	4.65	66.63	16.16	0.46	130.0	± 9.6 %
		Y	4.07	65.86	15.38		130.0	
		Z	4.14	66.24	15.58		130.0	

EX3DV4- SN:3866

May 31, 2018

10591-AAB	IEEE 802.11n (HT Mixed, 20MHz, MCS0, 90pc duty cycle)	X	4.93	66.95	16.78	0.46	130.0	± 9.6 %
		Y	4.47	66.55	16.25		130.0	
		Z	4.54	66.91	16.42		130.0	
10592-AAB	IEEE 802.11n (HT Mixed, 20MHz, MCS1, 90pc duty cycle)	X	5.11	67.31	16.91	0.46	130.0	± 9.6 %
		Y	4.59	66.84	16.38		130.0	
		Z	4.65	67.20	16.54		130.0	
10593-AAB	IEEE 802.11n (HT Mixed, 20MHz, MCS2, 90pc duty cycle)	X	5.04	67.26	16.81	0.46	130.0	± 9.6 %
		Y	4.50	66.70	16.21		130.0	
		Z	4.57	67.06	16.38		130.0	
10594-AAB	IEEE 802.11n (HT Mixed, 20MHz, MCS3, 90pc duty cycle)	X	5.09	67.42	16.96	0.46	130.0	± 9.6 %
		Y	4.56	66.90	16.40		130.0	
		Z	4.63	67.26	16.57		130.0	
10595-AAB	IEEE 802.11n (HT Mixed, 20MHz, MCS4, 90pc duty cycle)	X	5.06	67.38	16.86	0.46	130.0	± 9.6 %
		Y	4.52	66.86	16.30		130.0	
		Z	4.59	67.23	16.47		130.0	
10596-AAB	IEEE 802.11n (HT Mixed, 20MHz, MCS5, 90pc duty cycle)	X	5.00	67.38	16.86	0.46	130.0	± 9.6 %
		Y	4.45	66.81	16.28		130.0	
		Z	4.52	67.18	16.45		130.0	
10597-AAB	IEEE 802.11n (HT Mixed, 20MHz, MCS6, 90pc duty cycle)	X	4.95	67.32	16.77	0.46	130.0	± 9.6 %
		Y	4.40	66.67	16.12		130.0	
		Z	4.47	67.04	16.30		130.0	
10598-AAB	IEEE 802.11n (HT Mixed, 20MHz, MCS7, 90pc duty cycle)	X	4.94	67.61	17.07	0.46	130.0	± 9.6 %
		Y	4.41	66.97	16.43		130.0	
		Z	4.48	67.34	16.61		130.0	
10599-AAB	IEEE 802.11n (HT Mixed, 40MHz, MCS0, 90pc duty cycle)	X	5.58	67.50	16.92	0.46	130.0	± 9.6 %
		Y	5.15	67.02	16.51		130.0	
		Z	5.19	67.26	16.60		130.0	
10600-AAB	IEEE 802.11n (HT Mixed, 40MHz, MCS1, 90pc duty cycle)	X	5.75	67.98	17.13	0.46	130.0	± 9.6 %
		Y	5.25	67.36	16.65		130.0	
		Z	5.25	67.48	16.68		130.0	
10601-AAB	IEEE 802.11n (HT Mixed, 40MHz, MCS2, 90pc duty cycle)	X	5.63	67.70	17.01	0.46	130.0	± 9.6 %
		Y	5.15	67.15	16.57		130.0	
		Z	5.19	67.39	16.65		130.0	
10602-AAB	IEEE 802.11n (HT Mixed, 40MHz, MCS3, 90pc duty cycle)	X	5.71	67.67	16.90	0.46	130.0	± 9.6 %
		Y	5.25	67.17	16.49		130.0	
		Z	5.26	67.33	16.53		130.0	
10603-AAB	IEEE 802.11n (HT Mixed, 40MHz, MCS4, 90pc duty cycle)	X	5.82	68.06	17.23	0.46	130.0	± 9.6 %
		Y	5.32	67.50	16.80		130.0	
		Z	5.33	67.66	16.85		130.0	
10604-AAB	IEEE 802.11n (HT Mixed, 40MHz, MCS5, 90pc duty cycle)	X	5.59	67.46	16.93	0.46	130.0	± 9.6 %
		Y	5.20	67.12	16.59		130.0	
		Z	5.21	67.28	16.63		130.0	
10605-AAB	IEEE 802.11n (HT Mixed, 40MHz, MCS6, 90pc duty cycle)	X	5.68	67.71	17.05	0.46	130.0	± 9.6 %
		Y	5.24	67.22	16.63		130.0	
		Z	5.25	67.40	16.69		130.0	
10606-AAB	IEEE 802.11n (HT Mixed, 40MHz, MCS7, 90pc duty cycle)	X	5.47	67.22	16.68	0.46	130.0	± 9.6 %
		Y	5.02	66.63	16.18		130.0	
		Z	5.05	66.88	16.27		130.0	

EX3DV4- SN:3866

May 31, 2018

10607-AAB	IEEE 802.11ac WiFi (20MHz, MCS0, 90pc duty cycle)	X	4.77	66.31	16.43	0.46	130.0	± 9.6 %
		Y	4.32	65.89	15.89		130.0	
		Z	4.39	66.30	16.09		130.0	
10608-AAB	IEEE 802.11ac WiFi (20MHz, MCS1, 90pc duty cycle)	X	4.99	66.75	16.60	0.46	130.0	± 9.6 %
		Y	4.45	66.22	16.04		130.0	
		Z	4.53	66.62	16.23		130.0	
10609-AAB	IEEE 802.11ac WiFi (20MHz, MCS2, 90pc duty cycle)	X	4.88	66.63	16.46	0.46	130.0	± 9.6 %
		Y	4.35	66.02	15.84		130.0	
		Z	4.42	66.44	16.04		130.0	
10610-AAB	IEEE 802.11ac WiFi (20MHz, MCS3, 90pc duty cycle)	X	4.94	66.80	16.62	0.46	130.0	± 9.6 %
		Y	4.40	66.22	16.03		130.0	
		Z	4.48	66.63	16.23		130.0	
10611-AAB	IEEE 802.11ac WiFi (20MHz, MCS4, 90pc duty cycle)	X	4.86	66.62	16.48	0.46	130.0	± 9.6 %
		Y	4.31	65.99	15.85		130.0	
		Z	4.39	66.41	16.05		130.0	
10612-AAB	IEEE 802.11ac WiFi (20MHz, MCS5, 90pc duty cycle)	X	4.87	66.77	16.52	0.46	130.0	± 9.6 %
		Y	4.30	66.10	15.88		130.0	
		Z	4.37	66.51	16.08		130.0	
10613-AAB	IEEE 802.11ac WiFi (20MHz, MCS6, 90pc duty cycle)	X	4.88	66.69	16.42	0.46	130.0	± 9.6 %
		Y	4.29	65.90	15.71		130.0	
		Z	4.36	66.31	15.91		130.0	
10614-AAB	IEEE 802.11ac WiFi (20MHz, MCS7, 90pc duty cycle)	X	4.82	66.92	16.68	0.46	130.0	± 9.6 %
		Y	4.27	66.20	16.02		130.0	
		Z	4.35	66.62	16.22		130.0	
10615-AAB	IEEE 802.11ac WiFi (20MHz, MCS8, 90pc duty cycle)	X	4.85	66.40	16.24	0.46	130.0	± 9.6 %
		Y	4.30	65.77	15.58		130.0	
		Z	4.37	66.19	15.79		130.0	
10616-AAB	IEEE 802.11ac WiFi (40MHz, MCS0, 90pc duty cycle)	X	5.42	66.83	16.58	0.46	130.0	± 9.6 %
		Y	4.96	66.20	16.10		130.0	
		Z	5.01	66.52	16.22		130.0	
10617-AAB	IEEE 802.11ac WiFi (40MHz, MCS1, 90pc duty cycle)	X	5.48	66.93	16.59	0.46	130.0	± 9.6 %
		Y	5.00	66.32	16.13		130.0	
		Z	5.04	66.61	16.24		130.0	
10618-AAB	IEEE 802.11ac WiFi (40MHz, MCS2, 90pc duty cycle)	X	5.38	67.04	16.67	0.46	130.0	± 9.6 %
		Y	4.91	66.40	16.18		130.0	
		Z	4.96	66.72	16.32		130.0	
10619-AAB	IEEE 802.11ac WiFi (40MHz, MCS3, 90pc duty cycle)	X	5.40	66.83	16.50	0.46	130.0	± 9.6 %
		Y	4.93	66.20	16.01		130.0	
		Z	4.98	66.51	16.14		130.0	
10620-AAB	IEEE 802.11ac WiFi (40MHz, MCS4, 90pc duty cycle)	X	5.51	66.92	16.59	0.46	130.0	± 9.6 %
		Y	5.00	66.20	16.06		130.0	
		Z	5.04	66.49	16.18		130.0	
10621-AAB	IEEE 802.11ac WiFi (40MHz, MCS5, 90pc duty cycle)	X	5.49	67.03	16.76	0.46	130.0	± 9.6 %
		Y	5.01	66.36	16.28		130.0	
		Z	5.07	66.68	16.40		130.0	
10622-AAB	IEEE 802.11ac WiFi (40MHz, MCS6, 90pc duty cycle)	X	5.49	67.13	16.81	0.46	130.0	± 9.6 %
		Y	5.00	66.44	16.31		130.0	
		Z	5.05	66.75	16.43		130.0	

EX3DV4- SN:3866

May 31, 2018

10623-AAB	IEEE 802.11ac WiFi (40MHz, MCS7, 90pc duty cycle)	X	5.38	66.71	16.48	0.46	130.0	± 9.6 %
		Y	4.88	65.94	15.91		130.0	
		Z	4.94	66.29	16.05		130.0	
10624-AAB	IEEE 802.11ac WiFi (40MHz, MCS8, 90pc duty cycle)	X	5.56	66.84	16.60	0.46	130.0	± 9.6 %
		Y	5.08	66.23	16.12		130.0	
		Z	5.13	66.53	16.24		130.0	
10625-AAB	IEEE 802.11ac WiFi (40MHz, MCS9, 90pc duty cycle)	X	5.91	67.73	17.09	0.46	130.0	± 9.6 %
		Y	5.17	66.38	16.27		130.0	
		Z	5.21	66.65	16.36		130.0	
10626-AAB	IEEE 802.11ac WiFi (80MHz, MCS0, 90pc duty cycle)	X	5.68	66.87	16.51	0.46	130.0	± 9.6 %
		Y	5.29	66.22	16.05		130.0	
		Z	5.34	66.54	16.17		130.0	
10627-AAB	IEEE 802.11ac WiFi (80MHz, MCS1, 90pc duty cycle)	X	5.91	67.35	16.70	0.46	130.0	± 9.6 %
		Y	5.51	66.83	16.32		130.0	
		Z	5.54	67.05	16.40		130.0	
10628-AAB	IEEE 802.11ac WiFi (80MHz, MCS2, 90pc duty cycle)	X	5.74	67.02	16.48	0.46	130.0	± 9.6 %
		Y	5.28	66.17	15.91		130.0	
		Z	5.32	66.48	16.04		130.0	
10629-AAB	IEEE 802.11ac WiFi (80MHz, MCS3, 90pc duty cycle)	X	5.82	67.08	16.49	0.46	130.0	± 9.6 %
		Y	5.38	66.36	16.01		130.0	
		Z	5.41	66.62	16.10		130.0	
10630-AAB	IEEE 802.11ac WiFi (80MHz, MCS4, 90pc duty cycle)	X	6.27	68.56	17.23	0.46	130.0	± 9.6 %
		Y	5.62	67.29	16.47		130.0	
		Z	5.59	67.36	16.48		130.0	
10631-AAB	IEEE 802.11ac WiFi (80MHz, MCS5, 90pc duty cycle)	X	6.22	68.52	17.40	0.46	130.0	± 9.6 %
		Y	5.60	67.40	16.74		130.0	
		Z	5.63	67.62	16.81		130.0	
10632-AAB	IEEE 802.11ac WiFi (80MHz, MCS6, 90pc duty cycle)	X	5.91	67.51	16.92	0.46	130.0	± 9.6 %
		Y	5.53	67.06	16.59		130.0	
		Z	5.55	67.26	16.65		130.0	
10633-AAB	IEEE 802.11ac WiFi (80MHz, MCS7, 90pc duty cycle)	X	5.84	67.28	16.63	0.46	130.0	± 9.6 %
		Y	5.31	66.29	16.02		130.0	
		Z	5.36	66.60	16.14		130.0	
10634-AAB	IEEE 802.11ac WiFi (80MHz, MCS8, 90pc duty cycle)	X	5.82	67.29	16.70	0.46	130.0	± 9.6 %
		Y	5.34	66.49	16.17		130.0	
		Z	5.40	66.82	16.31		130.0	
10635-AAB	IEEE 802.11ac WiFi (80MHz, MCS9, 90pc duty cycle)	X	5.69	66.57	16.07	0.46	130.0	± 9.6 %
		Y	5.18	65.63	15.44		130.0	
		Z	5.23	65.96	15.58		130.0	
10636-AAC	IEEE 802.11ac WiFi (160MHz, MCS0, 90pc duty cycle)	X	6.08	67.23	16.58	0.46	130.0	± 9.6 %
		Y	5.72	66.56	16.13		130.0	
		Z	5.76	66.85	16.23		130.0	
10637-AAC	IEEE 802.11ac WiFi (160MHz, MCS1, 90pc duty cycle)	X	6.24	67.61	16.75	0.46	130.0	± 9.6 %
		Y	5.84	66.87	16.27		130.0	
		Z	5.86	67.10	16.35		130.0	
10638-AAC	IEEE 802.11ac WiFi (160MHz, MCS2, 90pc duty cycle)	X	6.24	67.57	16.70	0.46	130.0	± 9.6 %
		Y	5.86	66.92	16.27		130.0	
		Z	5.89	67.19	16.36		130.0	

EX3DV4- SN:3866

May 31, 2018

10639-AAC	IEEE 802.11ac WiFi (160MHz, MCS3, 90pc duty cycle)	X	6.25	67.61	16.77	0.46	130.0	± 9.6 %
		Y	5.82	66.81	16.26		130.0	
		Z	5.86	67.09	16.36		130.0	
10640-AAC	IEEE 802.11ac WiFi (160MHz, MCS4, 90pc duty cycle)	X	6.26	67.64	16.73	0.46	130.0	± 9.6 %
		Y	5.77	66.68	16.13		130.0	
		Z	5.81	66.95	16.23		130.0	
10641-AAC	IEEE 802.11ac WiFi (160MHz, MCS5, 90pc duty cycle)	X	6.26	67.40	16.63	0.46	130.0	± 9.6 %
		Y	5.87	66.76	16.19		130.0	
		Z	5.90	66.99	16.27		130.0	
10642-AAC	IEEE 802.11ac WiFi (160MHz, MCS6, 90pc duty cycle)	X	6.35	67.79	16.99	0.46	130.0	± 9.6 %
		Y	5.90	67.01	16.50		130.0	
		Z	5.94	67.28	16.59		130.0	
10643-AAC	IEEE 802.11ac WiFi (160MHz, MCS7, 90pc duty cycle)	X	6.16	67.42	16.70	0.46	130.0	± 9.6 %
		Y	5.74	66.65	16.20		130.0	
		Z	5.77	66.91	16.29		130.0	
10644-AAC	IEEE 802.11ac WiFi (160MHz, MCS8, 90pc duty cycle)	X	6.37	68.04	17.04	0.46	130.0	± 9.6 %
		Y	5.80	66.84	16.32		130.0	
		Z	5.84	67.11	16.41		130.0	
10645-AAC	IEEE 802.11ac WiFi (160MHz, MCS9, 90pc duty cycle)	X	6.68	68.50	17.21	0.46	130.0	± 9.6 %
		Y	5.93	66.91	16.32		130.0	
		Z	5.94	67.09	16.36		130.0	
10646-AAD	LTE-TDD (SC-FDMA, 1 RB, 5 MHz, QPSK, UL Subframe=2,7)	X	44.33	125.76	41.42	9.30	60.0	± 9.6 %
		Y	8.12	90.41	29.63		60.0	
		Z	9.47	96.10	32.32		60.0	
10647-AAC	LTE-TDD (SC-FDMA, 1 RB, 20 MHz, QPSK, UL Subframe=2,7)	X	39.99	124.26	41.16	9.30	60.0	± 9.6 %
		Y	7.29	88.78	29.19		60.0	
		Z	8.12	93.34	31.52		60.0	
10648-AAA	CDMA2000 (1x Advanced)	X	1.02	69.07	14.71	0.00	150.0	± 9.6 %
		Y	0.35	60.00	6.00		150.0	
		Z	0.48	62.06	8.36		150.0	
10652-AAB	LTE-TDD (OFDMA, 5 MHz, E-TM 3.1, Clipping 44%)	X	4.14	68.69	17.73	2.23	80.0	± 9.6 %
		Y	3.12	65.84	15.39		80.0	
		Z	3.28	66.78	15.93		80.0	
10653-AAB	LTE-TDD (OFDMA, 10 MHz, E-TM 3.1, Clipping 44%)	X	4.55	67.60	17.54	2.23	80.0	± 9.6 %
		Y	3.71	65.45	15.91		80.0	
		Z	3.81	66.06	16.24		80.0	
10654-AAB	LTE-TDD (OFDMA, 15 MHz, E-TM 3.1, Clipping 44%)	X	4.48	67.20	17.50	2.23	80.0	± 9.6 %
		Y	3.74	65.13	15.99		80.0	
		Z	3.83	65.68	16.28		80.0	
10655-AAB	LTE-TDD (OFDMA, 20 MHz, E-TM 3.1, Clipping 44%)	X	4.53	67.23	17.53	2.23	80.0	± 9.6 %
		Y	3.81	65.06	16.04		80.0	
		Z	3.91	65.59	16.32		80.0	
10658-AAA	Pulse Waveform (200Hz, 10%)	X	100.00	114.44	28.34	10.00	50.0	± 9.6 %
		Y	3.54	67.55	11.83		50.0	
		Z	4.08	69.96	12.78		50.0	
10659-AAA	Pulse Waveform (200Hz, 20%)	X	100.00	111.68	26.09	6.99	60.0	± 9.6 %
		Y	2.06	65.21	9.55		60.0	
		Z	3.36	70.59	11.93		60.0	

EX3DV4– SN:3866

May 31, 2018

10660-AAA	Pulse Waveform (200Hz, 40%)	X	100.00	111.49	24.73	3.98	80.0	± 9.6 %
		Y	0.75	61.07	6.12		80.0	
		Z	7.98	79.59	13.48		80.0	
10661-AAA	Pulse Waveform (200Hz, 60%)	X	100.00	115.51	25.21	2.22	100.0	± 9.6 %
		Y	0.35	60.00	4.23		100.0	
		Z	100.00	95.80	15.85		100.0	
10662-AAA	Pulse Waveform (200Hz, 80%)	X	100.00	134.17	30.81	0.97	120.0	± 9.6 %
		Y	29.47	245.22	22.71		120.0	
		Z	0.15	60.00	4.10		120.0	

^E Uncertainty is determined using the max. deviation from linear response applying rectangular distribution and is expressed for the square of the field value.

APPENDIX B. – Dipole Calibration Data

Calibration Laboratory of
Schmid & Partner
Engineering AG
Zeughausstrasse 43, 8004 Zurich, Switzerland



S Schweizerischer Kalibrierdienst
C Service suisse d'étalonnage
S Servizio svizzero di taratura
S Swiss Calibration Service

Accredited by the Swiss Accreditation Service (SAS)
The Swiss Accreditation Service is one of the signatories to the EA
Multilateral Agreement for the recognition of calibration certificates

Accreditation No.: SCS 0108

Client **DT&C (Dymstec)**

Certificate No: D835V2-464_Sep17

CALIBRATION CERTIFICATE

Object **D835V2 - SN:464**

Calibration procedure(s) **QA CAL-05.v9**
Calibration procedure for dipole validation kits above 700 MHz

Calibration date: **September 21, 2017**

This calibration certificate documents the traceability to national standards, which realize the physical units of measurements (SI).
The measurements and the uncertainties with confidence probability are given on the following pages and are part of the certificate.

All calibrations have been conducted in the closed laboratory facility: environment temperature $(22 \pm 3)^{\circ}\text{C}$ and humidity $< 70\%$.

Calibration Equipment used (M&TE critical for calibration)

Primary Standards	ID #	Cal Date (Certificate No.)	Scheduled Calibration
Power meter NRP	SN: 104778	04-Apr-17 (No. 217-02521/02522)	Apr-18
Power sensor NRP-Z91	SN: 103244	04-Apr-17 (No. 217-02521)	Apr-18
Power sensor NRP-Z91	SN: 103245	04-Apr-17 (No. 217-02522)	Apr-18
Reference 20 dB Attenuator	SN: 5058 (20k)	07-Apr-17 (No. 217-02528)	Apr-18
Type-N mismatch combination	SN: 5047.2 / 06327	07-Apr-17 (No. 217-02529)	Apr-18
Reference Probe EX3DV4	SN: 7349	31-May-17 (No. EX3-7349_May17)	May-18
DAE4	SN: 601	28-Mar-17 (No. DAE4-601_Mar17)	Mar-18
Secondary Standards	ID #	Check Date (in house)	Scheduled Check
Power meter EPM-442A	SN: GB37480704	07-Oct-15 (in house check Oct-16)	In house check: Oct-18
Power sensor HP 8481A	SN: US37292783	07-Oct-15 (in house check Oct-16)	In house check: Oct-18
Power sensor HP 8481A	SN: MY41092317	07-Oct-15 (in house check Oct-16)	In house check: Oct-18
RF generator R&S SMT-06	SN: 100972	15-Jun-15 (in house check Oct-16)	In house check: Oct-18
Network Analyzer HP 8753E	SN: US37390585	18-Oct-01 (in house check Oct-16)	In house check: Oct-17

Calibrated by: **Name** Michael Weber **Function** Laboratory Technician

Signature



Approved by: **Name** Katja Pokovic **Function** Technical Manager



Issued: September 21, 2017

This calibration certificate shall not be reproduced except in full without written approval of the laboratory.

Calibration Laboratory of
Schmid & Partner
Engineering AG
Zeughausstrasse 43, 8004 Zurich, Switzerland



S Schweizerischer Kalibrierdienst
C Service suisse d'étalonnage
S Servizio svizzero di taratura
S Swiss Calibration Service

Accredited by the Swiss Accreditation Service (SAS)
The Swiss Accreditation Service is one of the signatories to the EA
Multilateral Agreement for the recognition of calibration certificates

Accreditation No.: SCS 0108

Glossary:

TSL	tissue simulating liquid
ConvF	sensitivity in TSL / NORM x,y,z
N/A	not applicable or not measured

Calibration is Performed According to the Following Standards:

- IEEE Std 1528-2013, "IEEE Recommended Practice for Determining the Peak Spatial-Averaged Specific Absorption Rate (SAR) in the Human Head from Wireless Communications Devices: Measurement Techniques", June 2013
- IEC 62209-1, "Measurement procedure for the assessment of Specific Absorption Rate (SAR) from hand-held and body-mounted devices used next to the ear (frequency range of 300 MHz to 6 GHz)", July 2016
- IEC 62209-2, "Procedure to determine the Specific Absorption Rate (SAR) for wireless communication devices used in close proximity to the human body (frequency range of 30 MHz to 6 GHz)", March 2010
- KDB 865664, "SAR Measurement Requirements for 100 MHz to 6 GHz"

Additional Documentation:

- DASY4/5 System Handbook

Methods Applied and Interpretation of Parameters:

- Measurement Conditions:** Further details are available from the Validation Report at the end of the certificate. All figures stated in the certificate are valid at the frequency indicated.
- Antenna Parameters with TSL:** The dipole is mounted with the spacer to position its feed point exactly below the center marking of the flat phantom section, with the arms oriented parallel to the body axis.
- Feed Point Impedance and Return Loss:** These parameters are measured with the dipole positioned under the liquid filled phantom. The impedance stated is transformed from the measurement at the SMA connector to the feed point. The Return Loss ensures low reflected power. No uncertainty required.
- Electrical Delay:** One-way delay between the SMA connector and the antenna feed point. No uncertainty required.
- SAR measured:** SAR measured at the stated antenna input power.
- SAR normalized:** SAR as measured, normalized to an input power of 1 W at the antenna connector.
- SAR for nominal TSL parameters:** The measured TSL parameters are used to calculate the nominal SAR result.

The reported uncertainty of measurement is stated as the standard uncertainty of measurement multiplied by the coverage factor $k=2$, which for a normal distribution corresponds to a coverage probability of approximately 95%.

Measurement Conditions

DASY system configuration, as far as not given on page 1.

DASY Version	DASY5	V52.10.0
Extrapolation	Advanced Extrapolation	
Phantom	Modular Flat Phantom	
Distance Dipole Center - TSL	15 mm	with Spacer
Zoom Scan Resolution	dx, dy, dz = 5 mm	
Frequency	835 MHz \pm 1 MHz	

Head TSL parameters

The following parameters and calculations were applied.

	Temperature	Permittivity	Conductivity
Nominal Head TSL parameters	22.0 °C	41.5	0.90 mho/m
Measured Head TSL parameters	(22.0 \pm 0.2) °C	40.9 \pm 6 %	0.93 mho/m \pm 6 %
Head TSL temperature change during test	< 0.5 °C	----	----

SAR result with Head TSL

SAR averaged over 1 cm ³ (1 g) of Head TSL	Condition	
SAR measured	250 mW input power	2.41 W/kg
SAR for nominal Head TSL parameters	normalized to 1W	9.38 W/kg \pm 17.0 % (k=2)

SAR averaged over 10 cm ³ (10 g) of Head TSL	condition	
SAR measured	250 mW input power	1.54 W/kg
SAR for nominal Head TSL parameters	normalized to 1W	6.03 W/kg \pm 16.5 % (k=2)

Body TSL parameters

The following parameters and calculations were applied.

	Temperature	Permittivity	Conductivity
Nominal Body TSL parameters	22.0 °C	55.2	0.97 mho/m
Measured Body TSL parameters	(22.0 \pm 0.2) °C	55.3 \pm 6 %	0.98 mho/m \pm 6 %
Body TSL temperature change during test	< 0.5 °C	----	----

SAR result with Body TSL

SAR averaged over 1 cm ³ (1 g) of Body TSL	Condition	
SAR measured	250 mW input power	2.38 W/kg
SAR for nominal Body TSL parameters	normalized to 1W	9.45 W/kg \pm 17.0 % (k=2)

SAR averaged over 10 cm ³ (10 g) of Body TSL	condition	
SAR measured	250 mW input power	1.55 W/kg
SAR for nominal Body TSL parameters	normalized to 1W	6.16 W/kg \pm 16.5 % (k=2)

Appendix (Additional assessments outside the scope of SCS 0108)

Antenna Parameters with Head TSL

Impedance, transformed to feed point	50.6 Ω - 1.4 j Ω
Return Loss	- 36.5 dB

Antenna Parameters with Body TSL

Impedance, transformed to feed point	47.4 Ω - 3.9 j Ω
Return Loss	- 26.3 dB

General Antenna Parameters and Design

Electrical Delay (one direction)	1.380 ns
----------------------------------	----------

After long term use with 100W radiated power, only a slight warming of the dipole near the feedpoint can be measured.

The dipole is made of standard semirigid coaxial cable. The center conductor of the feeding line is directly connected to the second arm of the dipole. The antenna is therefore short-circuited for DC-signals. On some of the dipoles, small end caps are added to the dipole arms in order to improve matching when loaded according to the position as explained in the "Measurement Conditions" paragraph. The SAR data are not affected by this change. The overall dipole length is still according to the Standard.

No excessive force must be applied to the dipole arms, because they might bend or the soldered connections near the feedpoint may be damaged.

Additional EUT Data

Manufactured by	SPEAG
Manufactured on	March 27, 2002

DASY5 Validation Report for Head TSL

Date: 21.09.2017

Test Laboratory: SPEAG, Zurich, Switzerland

DUT: Dipole 835 MHz; Type: D835V2; Serial: D835V2 - SN:464

Communication System: UID 0 - CW; Frequency: 835 MHz

Medium parameters used: $f = 835 \text{ MHz}$; $\sigma = 0.93 \text{ S/m}$; $\epsilon_r = 40.9$; $\rho = 1000 \text{ kg/m}^3$

Phantom section: Flat Section

Measurement Standard: DASY5 (IEEE/IEC/ANSI C63.19-2011)

DASY52 Configuration:

- Probe: EX3DV4 - SN7349; ConvF(10.07, 10.07, 10.07); Calibrated: 31.05.2017;
- Sensor-Surface: 1.4mm (Mechanical Surface Detection)
- Electronics: DAE4 Sn601; Calibrated: 28.03.2017
- Phantom: Flat Phantom 4.9 (front); Type: QD 00L P49 AA; Serial: 1001
- DASY52 52.10.0(1446); SEMCAD X 14.6.10(7417)

Dipole Calibration for Head Tissue/Pin=250 mW, $d=15\text{mm}$ /Zoom Scan (7x7x7)/Cube 0:


Measurement grid: $dx=5\text{mm}$, $dy=5\text{mm}$, $dz=5\text{mm}$

Reference Value = 62.00 V/m; Power Drift = -0.01 dB

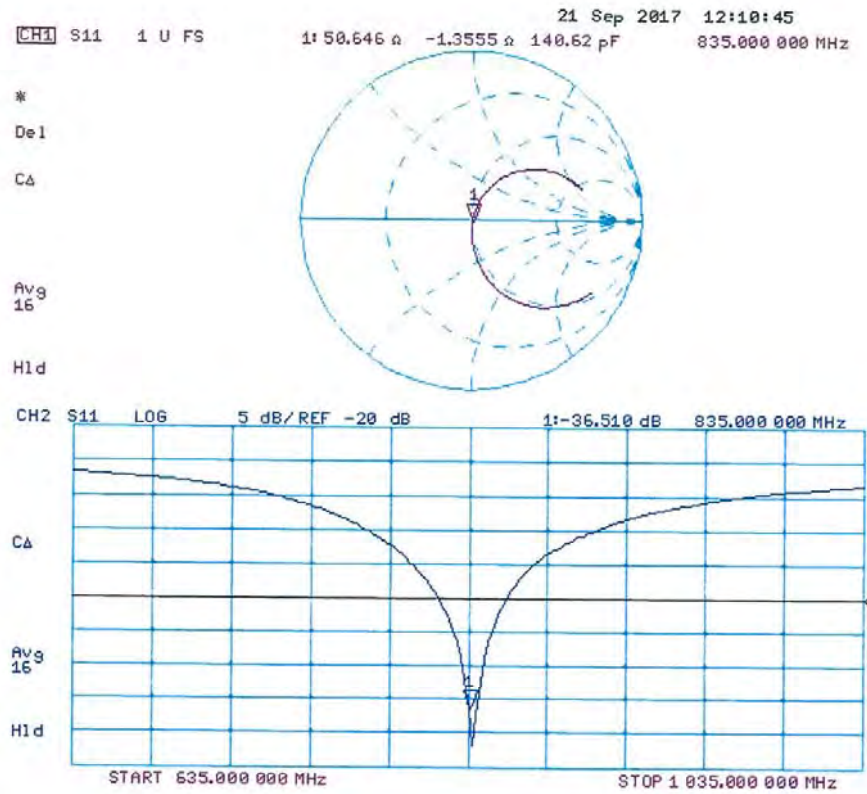
Peak SAR (extrapolated) = 3.75 W/kg

SAR(1 g) = 2.41 W/kg; SAR(10 g) = 1.54 W/kg

Maximum value of SAR (measured) = 3.29 W/kg



Impedance Measurement Plot for Head TSL



DASY5 Validation Report for Body TSL

Date: 21.09.2017

Test Laboratory: SPEAG, Zurich, Switzerland

DUT: Dipole 835 MHz; Type: D835V2; Serial: D835V2 - SN:464

Communication System: UID 0 - CW; Frequency: 835 MHz

Medium parameters used: $f = 835 \text{ MHz}$; $\sigma = 0.98 \text{ S/m}$; $\epsilon_r = 55.3$; $\rho = 1000 \text{ kg/m}^3$

Phantom section: Flat Section

Measurement Standard: DASY5 (IEEE/IEC/ANSI C63.19-2011)

DASY52 Configuration:

- Probe: EX3DV4 - SN7349; ConvF(10.2, 10.2, 10.2); Calibrated: 31.05.2017;
- Sensor-Surface: 1.4mm (Mechanical Surface Detection)
- Electronics: DAE4 Sn601; Calibrated: 28.03.2017
- Phantom: Flat Phantom 4.9 (Back); Type: QD 00R P49 AA; Serial: 1005
- DASY52 52.10.0(1446); SEMCAD X 14.6.10(7417)

Dipole Calibration for Body Tissue/Pin=250 mW, d=15mm/Zoom Scan (7x7x7)/Cube 0:


Measurement grid: $dx=5\text{mm}$, $dy=5\text{mm}$, $dz=5\text{mm}$

Reference Value = 59.50 V/m; Power Drift = -0.02 dB

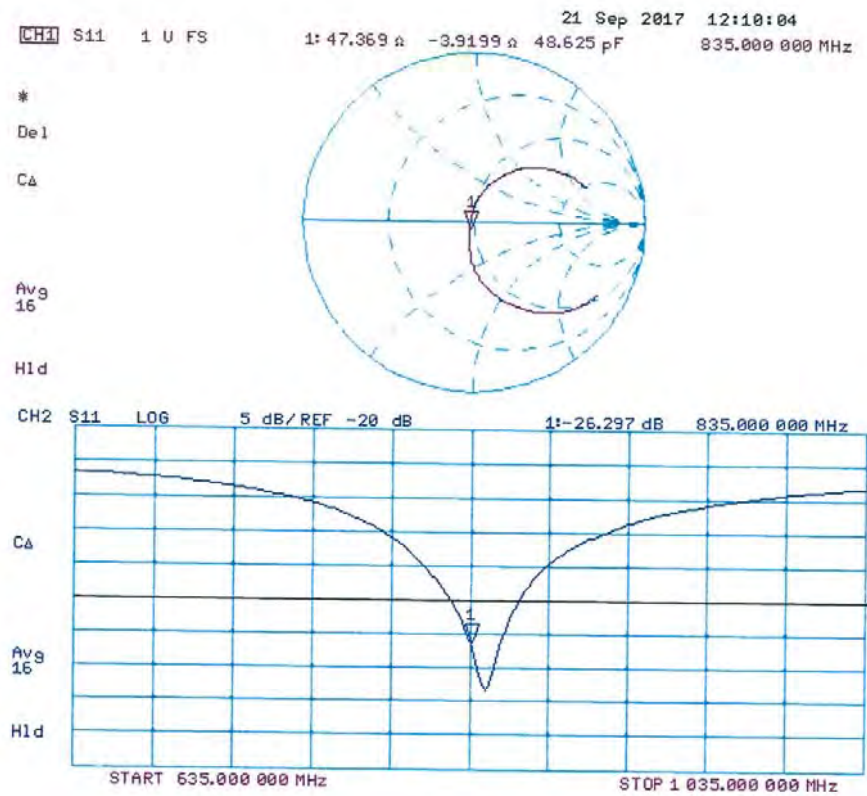
Peak SAR (extrapolated) = 3.58 W/kg

SAR(1 g) = 2.38 W/kg; SAR(10 g) = 1.55 W/kg

Maximum value of SAR (measured) = 3.14 W/kg



Impedance Measurement Plot for Body TSL



Calibration Laboratory of
Schmid & Partner
Engineering AG
Zeughausstrasse 43, 8004 Zurich, Switzerland



S Schweizerischer Kalibrierdienst
C Service suisse d'étalonnage
S Servizio svizzero di taratura
S Swiss Calibration Service

Accredited by the Swiss Accreditation Service (SAS)
The Swiss Accreditation Service is one of the signatories to the EA
Multilateral Agreement for the recognition of calibration certificates

Accreditation No.: **SCS 0108**

Client **DT&C (Dymstec)**

Certificate No: **D1800V2-2d202_Apr18**

CALIBRATION CERTIFICATE

Object **D1800V2 - SN:2d202**

Calibration procedure(s) **QA CAL-05.v10**
Calibration procedure for dipole validation kits above 700 MHz

Calibration date: **April 26, 2018**

This calibration certificate documents the traceability to national standards, which realize the physical units of measurements (SI).
The measurements and the uncertainties with confidence probability are given on the following pages and are part of the certificate.

All calibrations have been conducted in the closed laboratory facility: environment temperature $(22 \pm 3)^{\circ}\text{C}$ and humidity $< 70\%$.

Calibration Equipment used (M&TE critical for calibration)

Primary Standards	ID #	Cal Date (Certificate No.)	Scheduled Calibration
Power meter NRP	SN: 104778	04-Apr-18 (No. 217-02672/02673)	Apr-19
Power sensor NRP-Z91	SN: 103244	04-Apr-18 (No. 217-02672)	Apr-19
Power sensor NRP-Z91	SN: 103245	04-Apr-18 (No. 217-02673)	Apr-19
Reference 20 dB Attenuator	SN: 5058 (20k)	04-Apr-18 (No. 217-02682)	Apr-19
Type-N mismatch combination	SN: 5047.2 / 06327	04-Apr-18 (No. 217-02683)	Apr-19
Reference Probe EX3DV4	SN: 7349	30-Dec-17 (No. EX3-7349_Dec17)	Dec-18
DAE4	SN: 601	26-Oct-17 (No. DAE4-601_Oct17)	Oct-18
Secondary Standards	ID #	Check Date (in house)	Scheduled Check
Power meter EPM-442A	SN: GB37480704	07-Oct-15 (in house check Oct-16)	In house check: Oct-18
Power sensor HP 8481A	SN: US37292783	07-Oct-15 (in house check Oct-16)	In house check: Oct-18
Power sensor HP 8481A	SN: MY41092317	07-Oct-15 (in house check Oct-16)	In house check: Oct-18
RF generator R&S SMT-06	SN: 100972	15-Jun-15 (in house check Oct-16)	In house check: Oct-18
Network Analyzer HP 8753E	SN: US37390585	18-Oct-01 (in house check Oct-17)	In house check: Oct-18

Calibrated by: **Claudio Leubler** **Laboratory Technician**

Approved by: **Katja Pokovic** **Technical Manager**

Signature

Issued: April 26, 2018

This calibration certificate shall not be reproduced except in full without written approval of the laboratory.

Calibration Laboratory of
Schmid & Partner
Engineering AG
Zeughausstrasse 43, 8004 Zurich, Switzerland



S Schweizerischer Kalibrierdienst
C Service suisse d'étalonnage
S Servizio svizzero di taratura
S Swiss Calibration Service

Accredited by the Swiss Accreditation Service (SAS)
The Swiss Accreditation Service is one of the signatories to the EA
Multilateral Agreement for the recognition of calibration certificates

Accreditation No.: **SCS 0108**

Glossary:

TSL tissue simulating liquid
ConvF sensitivity in TSL / NORM x,y,z
N/A not applicable or not measured

Calibration is Performed According to the Following Standards:

- IEEE Std 1528-2013, "IEEE Recommended Practice for Determining the Peak Spatial-Averaged Specific Absorption Rate (SAR) in the Human Head from Wireless Communications Devices: Measurement Techniques", June 2013
- IEC 62209-1, "Measurement procedure for the assessment of Specific Absorption Rate (SAR) from hand-held and body-mounted devices used next to the ear (frequency range of 300 MHz to 6 GHz)", July 2016
- IEC 62209-2, "Procedure to determine the Specific Absorption Rate (SAR) for wireless communication devices used in close proximity to the human body (frequency range of 30 MHz to 6 GHz)", March 2010
- KDB 865664, "SAR Measurement Requirements for 100 MHz to 6 GHz"

Additional Documentation:

- DASY4/5 System Handbook

Methods Applied and Interpretation of Parameters:

- Measurement Conditions:** Further details are available from the Validation Report at the end of the certificate. All figures stated in the certificate are valid at the frequency indicated.
- Antenna Parameters with TSL:** The dipole is mounted with the spacer to position its feed point exactly below the center marking of the flat phantom section, with the arms oriented parallel to the body axis.
- Feed Point Impedance and Return Loss:** These parameters are measured with the dipole positioned under the liquid filled phantom. The impedance stated is transformed from the measurement at the SMA connector to the feed point. The Return Loss ensures low reflected power. No uncertainty required.
- Electrical Delay:** One-way delay between the SMA connector and the antenna feed point. No uncertainty required.
- SAR measured:** SAR measured at the stated antenna input power.
- SAR normalized:** SAR as measured, normalized to an input power of 1 W at the antenna connector.
- SAR for nominal TSL parameters:** The measured TSL parameters are used to calculate the nominal SAR result.

The reported uncertainty of measurement is stated as the standard uncertainty of measurement multiplied by the coverage factor $k=2$, which for a normal distribution corresponds to a coverage probability of approximately 95%.