

Annex D

1-8373/19-01-01_AnnexD

[Setup photos of the Equipment Under Test](#)

This addendum is electronically signed and valid without handwritten signature.
For verification of the electronic signatures, the public keys can be requested at the testing laboratory.

Document authorized:

Mihail Dorongovskij
Lab Manager
Radio Communications & EMC

Photos



Photo 1: EUT at the anechoic chamber



Photo 2: EUT at the anechoic chamber




Photo 3: EUT at the anechoic chamber




Photo 4: EUT at the anechoic chamber




Photo 5: EUT at the anechoic chamber



Photo 6: EUT at the anechoic chamber




Photo 7: EUT at the anechoic chamber



Photo 8: EUT at the anechoic chamber, loop antenna test setup




Photo 9: EUT at the anechoic chamber, loop antenna test setup



Photo 10: EUT at the anechoic chamber, loop antenna test setup



Photo 11: EUT at the anechoic chamber, loop antenna test setup




Photo 12: EUT at the semi-anechoic chamber




Photo 13: EUT at the semi-anechoic chamber



Photo 14: AC conducted test setup



Photo 15: AC conducted test setup, power supply



Photo 16: AC conducted test setup, power supply




Photo 17: Evaluation board with module, back side view




Photo 18: Evaluation board with module, front side view

Document history

Version	Applied changes	Date of release
	initial release	2019-05-08
- END OF DOCUMENT -		