

MagEZ Case & MagEZ Folio User Manual



Contents

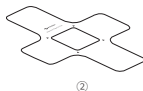
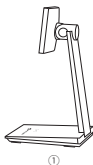
Welcome & Intro	1
Package Contents	2
Features	3
Compatibility	5
Specs	5
Quick Guide	6
Buttons & LED Indicators	13
Warranty	14
Exclusions & Limitations	15
Important	16
Customer Service	17
Legal	17
FCC WARNING	18

Welcome & Intro

Thank you for purchasing the MagEZ Stand, a magnetic tablet mount with a smartphone wireless charging base.

Package Contents

1. MagEZ Stand *1
(1x Wireless Charging Base & 1 x Magnetic Mount)
2. Metal Sticker *1
3. Type A-C Charging Cable *1
4. Setup Tool Kit *1



Features

- A tablet stand with a built-in wireless charging base for Qi-enabled devices.
- Attach a tablet* using the metal sticker provided or MagEZ Case 2 for iPad Pro and MagEZ Case/Case Pro 1&2 for phones.
*Weighing less than 2.2lbs (1kg)
- Wireless charging pad charges both Qi-enabled smartphones and earbuds.
- 15W charging speeds (iPhone 7.5W, earbuds 5W)
- Attach a tablet to use as a second screen or desktop computer.
- Reusable gel pads stick firmly to tables, glass, etc.
- Rotates between portrait and landscape positions.
- Tilts forward 32.5 degrees and backward 5 degrees.

- A raised position that's perfect for seated eye-height
- Built-in wireless charging safety features.
- Made from zinc and aluminum alloy, PU, and aerospace-grade aramid fiber.
- LED lights indicate charging status.

Compatibility

- **Compatible with:**

- all smartphones using a MagEZ Case.
- all tablets using the metal sticker
- iPad Pro 2021 using a MagEZ Case 2 for iPad Pro
- all Qi-enabled devices (wireless charging pad)

- **Requires a QC+PD-18W charger**

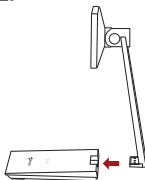
Specs

Items	Specifications
Type-C Input DC	5V/2A / 9V/2A / 12V/1.5A
Wireless Output	5W/7.5W/10W/15W
Adjustable view	(+32.5° backwards & -5° forwards)
Wireless Output distance	≤ 8mm

Quick Guide

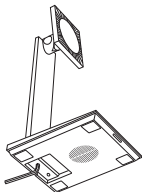
- ① Slot the mount to the base.

将支架插入底座。



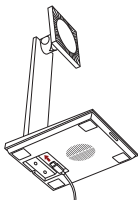
Secure the bolts with the Allen wrench (included).

拧紧底部螺丝。(包装内附赠安装工具)



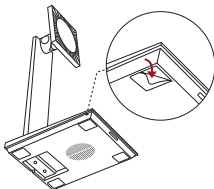
② Connect the power.

接通电源。




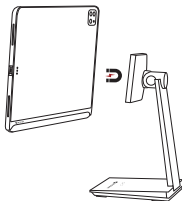
③ Clean and dry your work surface and peel off the base's protective film before placement.

安装前, 请清洁安装桌面, 并撕下支架底座可移胶的保护膜。



- ④ Attach a tablet using a MagEZ Case for iPad Pro/Air or with the metal sticker provided.*

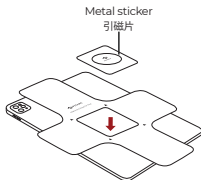
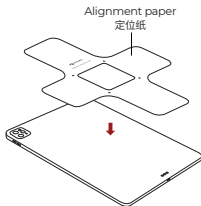
可与戴有PITAKA磁吸保护壳的iPad Pro/Air相磁吸，或与贴有引磁片*的任何平板电脑磁吸。



*Fix the metal sticker to your case or tablet using the paper guideline.

*如何安装引磁片？

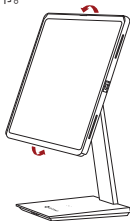
请使用定位纸将提供的引磁片，贴在您的平板电脑或平板电脑壳上



- ⑤ Adjust angle by $+32.5^{\circ}/-5^{\circ}$.

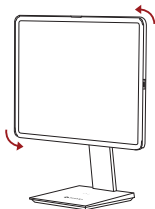
调整角度

向上 32.5° 向下 5° 调节。




- ⑥ Rotates 360° .

360° 自由旋转。



- ⑦ Place a Qi-enabled smartphone on the base for up to 15W wireless charging speeds.

支持Qi协议的电子设备放在底座上充电
可提供最高15W无线充电功率。





*Scan QR code for video instruction.



扫码查看操作视频

Buttons & LED Indicators

Operating Status	LED Indicator Activity
Stand has power	Red and white lights flash for 3 seconds, then go off.
Charging Device	White light stays on.
Standby Mode	No lights
Overheating Protection	Red light flashes every 0.5 seconds.
Foreign Object Detection	Red light stays on
Short Circuit Protection	Red light flashes every 2 seconds
Overvoltage/ Undervoltage Protection	Red light flashes every second.

Warranty

At PITAKA, we are always striving to provide our customers with the best quality products. The PITAKA MagEZ Stand is guaranteed for 12 months from the date of purchase. The MagEZ Stand is warranted to be free of defects in materials and function under normal use. A defect is defined as an imperfection or flaw during the manufacturing process. The warranty is non-transferable and covers the original end-user purchaser. PITAKA will only authorize the warranty claim if the products were purchased from an official store or an authorized dealer. For full details regarding warranty terms and exclusions, please visit: ipitaka.com/pages/shipping-warranty.

Exclusions & Limitations

Except for the limited warranty expressly set forth or to the extent restricted or prohibited by applicable law, PITAKA expressly disclaims any other warranties express or implied, including any warranty of quality, merchantability, or fitness for a particular purpose, and you specifically agree that PITAKA shall not be liable for any special, incidental, indirect, punitive, or consequential damages of any type on any PITAKA product. In addition to and without limiting the generality of the foregoing disclaimers, the limited warranty does not, under any circumstances, cover the replacement or cost of any electronic device or personal property inside or outside of the PITAKA product.

Important

- Keep out of direct sunlight.
- Do not immerse in liquid.
- Operating Temperature 14°F - 86°F (-10 - 30 °C)
- Storage Temperature -4°F - 140°F (-20 - 60 °C)
- Operating Humidity 45-85% Relative Humidity
- Storage Humidity 30-90% Relative Humidity
- Do not disassemble or replace any part of the MagEZ Stand.

Customer Service

Tel: +852 9202 6223

Email: support@ipitaka.com

Web: www.ipitaka.com

Legal

The manufacturer is not responsible for any damages to any device incurred through the use of this product. The manufacturer shall not, in any way, be liable to you or to any third party for any damages you or any third party may suffer as a result of use, intended or unintended, or misuse of this product in conjunction with any device or accessory other than the appropriate device for which this product is designed. The manufacturer will not be responsible for any damages you or any third party may suffer as a result of the misuse of this product as outlined above. The purchaser agrees to defend, indemnify, and hold the manufacturer harmless for any claims or damages arising from unintended use or misuse, including use with an unintended device.

FCC WARNING

This device complies with part 15 of the FCC Rules. Operation is subject to the following two conditions: (1) this device may not cause harmful interference, and (2) this device must accept any interference received, including interference that may cause undesired operation.

Any changes or modifications not expressly approved by the party responsible for compliance could void the user's authority to operate the equipment.

NOTE: This equipment has been tested and found to comply with the limits for a Class B digital device, according to Part 15 of the FCC Rules. These limits are designed to provide reasonable protection against harmful interference in a residential installation. This equipment generates, uses and can radiate radio frequency energy and, if not installed and used following the instructions, may cause harmful interference to radio communications. However, there is no guarantee that interference will not occur in a particular installation.

If this equipment does cause harmful interference to radio or television reception, which can be determined by turning the equipment off and on, the user is encouraged to try to correct the interference by one or more of the following measures:

- Reorient or relocate the receiving antenna.
- Increase the separation between the equipment and receiver.
- Connect the equipment into an outlet on a circuit different from that to which the receiver is connected.
- Consult the dealer or an experienced radio/TV technician for help.

To maintain compliance with FCC's RF Exposure guidelines, this equipment should be installed and operated with minimum distance between 20cm the radiator your body: Use only the supplied antenna.

FCC ID: 2AR15-MSP01-01

