

4折5页+三包凭证那页打穿孔线+展开成品尺寸480*157mm+折后成品尺寸96X157MM

这里打穿孔线

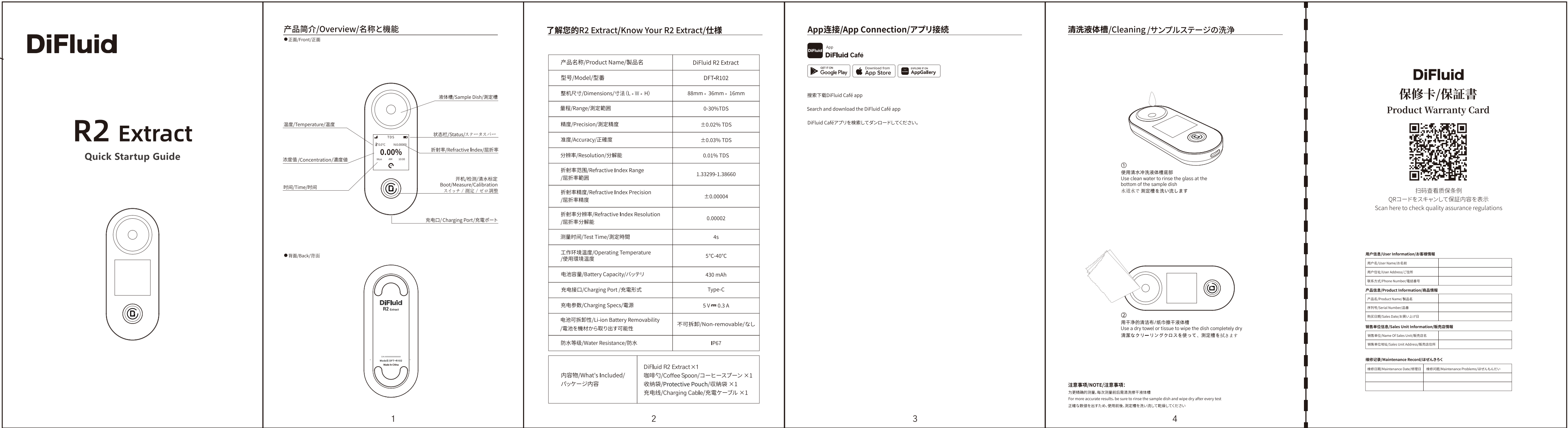
封面

正面

反面

封底

这里打穿孔线



了解您的R2 Extract/Know Your R2 Extract/仕様

产品名称/Product Name/製品名	DiFluid R2 Extract
型号/Model/型番	DFT-R102
整机尺寸/Dimensions/寸法 (L × W × H)	88mm × 36mm × 16mm
量程/Range/測定範囲	0-30%TDS
精度/Precision/測定精度	±0.02% TDS
准确度/Accuracy/正確度	±0.03% TDS
分辨率/Resolution/分解能	0.01% TDS
折射率范围/Refractive Index Range /屈折率範囲	1.33299-1.38660
折射率精度/Refractive Index Precision /屈折率精度	±0.00004
折射率分辨率/Refractive Index Resolution /屈折率分辨率	0.00002
测量时间/Test Time/測定時間	4s
工作环境温度/Operating Temperature /使用環境温度	5℃-40℃
电池容量/Battery Capacity/バッテリー	430 mAh
充电接口/Charging Port/充電形式	Type-C
充电参数/Charging Specs/電源	5V ⚡ 0.3 A
电池可拆卸性/Li-ion Battery Removability /電池を素材から取り出す可能性	不可拆卸/Non-removable/なし
防水等级/Water Resistance/防水	IP67

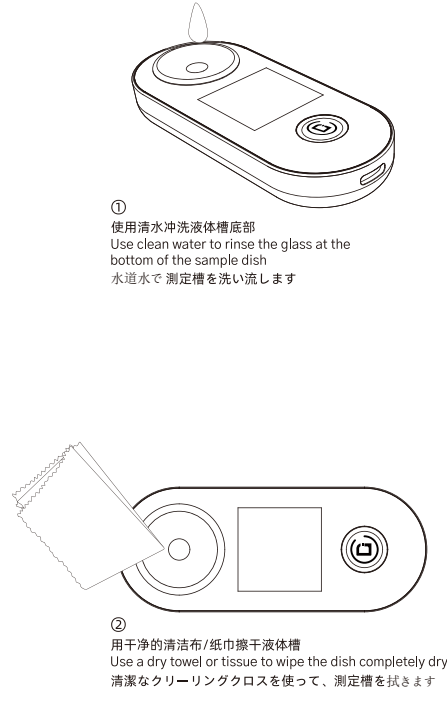
内容物/What's Included/パッケージ内容	DiFluid R2 Extract ×1 咖啡勺/Coffee Spoon/コーヒースプーン ×1 收纳袋/Protective Pouch/収納袋 ×1 充电线/Charging Cable/充電ケーブル ×1
-----------------------------	--

App连接/App Connection/アプリ接続



搜索下载DiFluid Café app
Search and download the DiFluid Café app
DiFluid Caféアプリを検索してダウンロードしてください。

清洗液体槽/Cleaning /サンプルステージの洗浄



注意事项/NOTE/注意事項:
为获得准确的结果，每次测量后请及时清洗并擦干液体槽。
For more accurate results, be sure to rinse the sample dish and wipe dry after every test.
正確な数値を出すため、使用前後、測定槽を洗い拭いて乾燥してください。

DiFluid 保修卡/保証書
Product Warranty Card



扫码查看质保条款
QRコードをスキャンして保証内容を表示。
Scan here to check quality assurance regulations

用户信息/User Information/お客様情報	
姓名/Name/氏名	
联系电话/Phone Number/電話番号	
电子邮箱/Email Address/メールアドレス	
产品信息/Product Information/製品情報	
产品名称/Product Name/製品名	
序列号/Serial Number/番番	
购买日期/Sales Date/購入日付	
销售单位信息/Sales Unit Information/販売店情報	
销售单位名称/Sales Unit Name/販売店名称	
销售单位地址/Sales Unit Address/販売店住所	
维护记录/Maintenance Record/メンテナンス記録	
维护日期/Maintenance Date/管理日	维护问题/Maintenance Problem/故障内容

Compliance Information
FCC Compliance Notice

This device complies with part 15 of the FCC rules. Operation is subject to the following two conditions:
(1) this device may not cause harmful interference, and (2) this device must accept any interference received, including interference that may cause undesired operation.

NOTE:
The manufacturer is not responsible for any radio or TV interference caused by unauthorized modifications or changes to this equipment. Such modifications or changes could void the user's authority to operate the equipment.

NOTE:
This equipment has been tested and found to comply with the limits for a Class B digital device, pursuant to part 15 of the FCC Rules. These limits are designed to provide reasonable protection against harmful interference in a residential installation. This equipment generates uses and can radiate radio frequency energy and, if not installed and used in accordance with the instructions, may cause harmful interference to radio communications. However, there is no guarantee that interference will not occur in a particular installation. If this equipment does cause harmful interference to radio or television reception, which can be determined by turning the equipment off and on, the user is encouraged to try to correct the interference by one or more of the following measures:
- Reorient or relocate the receiving antenna.
- Increase the separation between the equipment and receiver.
- Connect the equipment into an outlet on a circuit different from that to which the receiver is connected.
- Consult the dealer or an experienced radio/TV technician for help.
The device has been evaluated to meet general RF exposure requirements, and can be used in portable exposure conditions without restriction.

Compliance Information
CE Compliance Notice

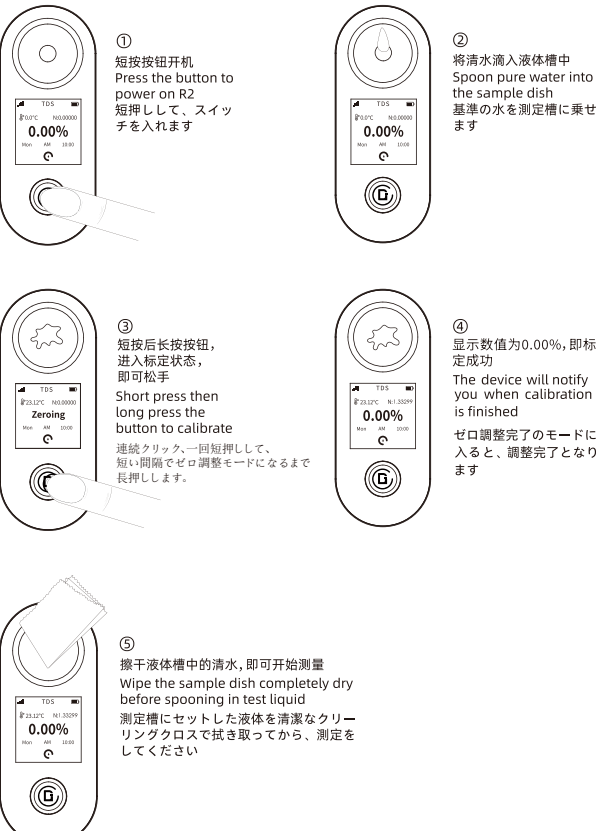
EU regulatory conformance:
RF exposure information: The EIRP power of the device at maximal case is below the exempt condition, 20mW specified in EN62479: 2010. RF exposure assessment has been performed to prove that this unit will not generate the harmful EM emission above the reference level as specified in EC Council Recommendation (1999/519/EC).

CE DOC:
Hereby, Shenzhen Digitizing Fluid Technology Co., Ltd. declares that the radio equipment type DFT-S101 is in compliance with Directive 2014/53/EU. The full text of the EU declaration of conformity is available at the following internet address: www.digitizefluid.com/support/document.

Manufacturer information:
Company name: Shenzhen Digitizing Fluid Technology Co., Ltd.
Address : Room 1602, Jinhua Building, Longhua District, Shenzhen, China.

Operation temperature: 5℃~40℃
Operation frequency(Max power)
Bluetooth: 2402~2480 (9dBm)

标定/Calibration/ゼロ調整



标定注意事项/Calibration Notes/ゼロ調整に関する注意事項:

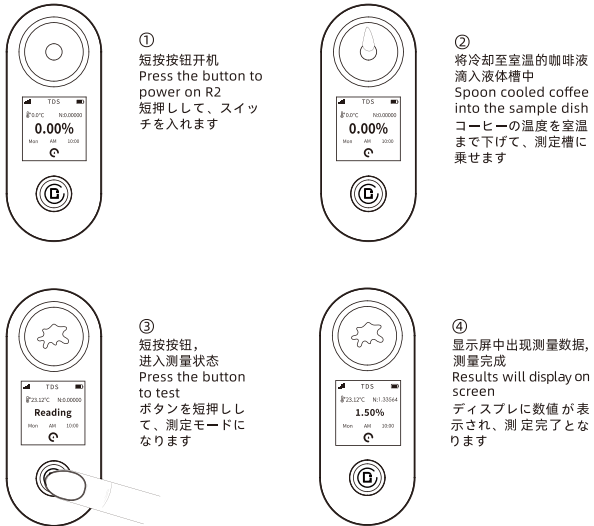
- 标定前请确保样品池完全干燥。
- 标定前请确保液体完全搅拌均匀。
- 标定前，请确保液体完全搅拌均匀。
- 标定前，请确保液体完全搅拌均匀。
- 标定前，请确保液体完全搅拌均匀。

- Before calibration, make sure the sample dish is clean.
- Before calibration, make sure the sample dish is clean.
- Before calibration, make sure the sample dish is clean.
- Before calibration, make sure the sample dish is clean.
- Before calibration, make sure the sample dish is clean.

- Before calibration, make sure the sample dish is clean.
- Before calibration, make sure the sample dish is clean.
- Before calibration, make sure the sample dish is clean.
- Before calibration, make sure the sample dish is clean.
- Before calibration, make sure the sample dish is clean.

- Before calibration, make sure the sample dish is clean.
- Before calibration, make sure the sample dish is clean.
- Before calibration, make sure the sample dish is clean.
- Before calibration, make sure the sample dish is clean.
- Before calibration, make sure the sample dish is clean.

测量/Testing/測定



测量注意事项/Testing Notes/測定に関する注意事項:

- 测量前请确保样品池完全干燥。
- 测量前请确保液体完全搅拌均匀。
- 测量前，请确保液体完全搅拌均匀。
- 测量前，请确保液体完全搅拌均匀。
- 测量前，请确保液体完全搅拌均匀。

- Before testing, make sure the sample dish is clean.
- Before testing, make sure the sample dish is clean.
- Before testing, make sure the sample dish is clean.
- Before testing, make sure the sample dish is clean.
- Before testing, make sure the sample dish is clean.

- Before testing, make sure the sample dish is clean.
- Before testing, make sure the sample dish is clean.
- Before testing, make sure the sample dish is clean.
- Before testing, make sure the sample dish is clean.
- Before testing, make sure the sample dish is clean.

- Before testing, make sure the sample dish is clean.
- Before testing, make sure the sample dish is clean.
- Before testing, make sure the sample dish is clean.
- Before testing, make sure the sample dish is clean.
- Before testing, make sure the sample dish is clean.

- Before testing, make sure the sample dish is clean.
- Before testing, make sure the sample dish is clean.
- Before testing, make sure the sample dish is clean.
- Before testing, make sure the sample dish is clean.
- Before testing, make sure the sample dish is clean.

其他信息

客服电话:
+86 0755-23763557
公司官网:
www.digitizefluid.com

Other Information

Support Number
+86 0755-23763557
Company Website
www.digitizefluid.com

他の情報

電話での連絡
+86 0755-23763557
公式サイト
www.digitizefluid.com

7

8