



# DATASHEET

## AW3170

Common Name- 2 Port B42 & 43 - 33°

3300-3800MHz	2	Fixed	20.5	33°
Frequency	Ports	Tilt	Gain	Beamwidth

### PRODUCT INFORMATION

Developed for fixed wireless access applications requiring narrow Azimuth

### APPLICATION

Alpha Wireless sector antennas are the most commonly used solution for designing high quality wireless networks. The 33 degree azimuth patterns allows to increase capacity to 6 sectors without increasing the number of sites. With additional options for fixed tilt settings enables improved optimization.

### STANDARD & CERTIFICATIONS

Certification	BS EN ISO 9001:2015
---------------	---------------------



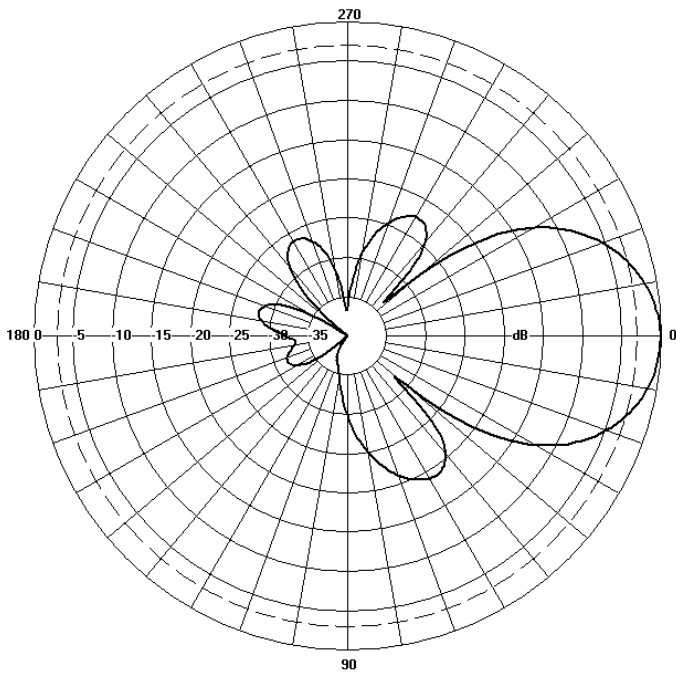
### FEATURES

- Wide-band antenna for 3GPP bands 42 & 48
- Dual Cross polarization antenna +/- 45°
- Narrow Azimuth beam to increase site capacity
- Mounting bracket with variable tilt

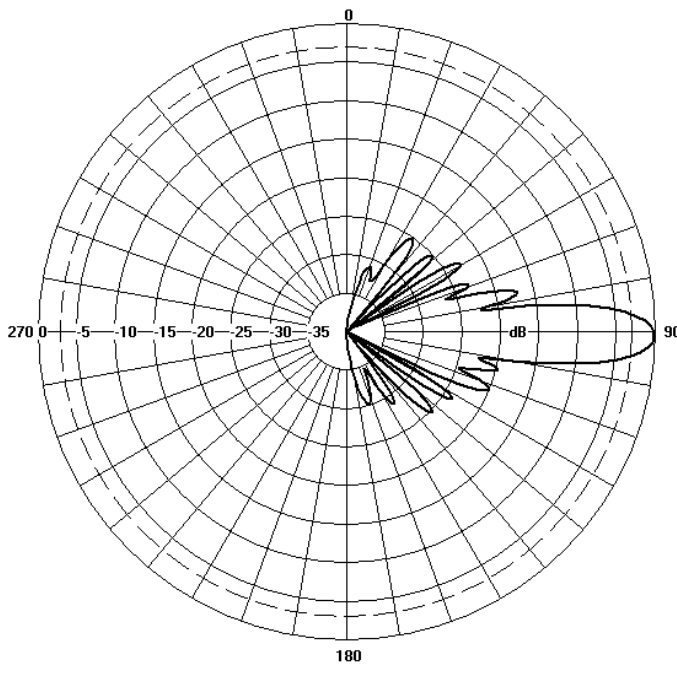
TECHNICAL SPECIFICATION

Electrical Specifications		
Frequency Range	MHz	3300-3800MHz
Polarisation	Degree	+/-45° Slant Linear
Gain	dBi	20.5
Azimuth Beamwidth	Degree	33°
Azimuth Beam Squint	Degree<	3°
Elevation Beamwidth	Degree	7°
Electrical Downtilt	Degree	T0° or T4°
Electrical Downtilt Deviation	Degree<	1°
Impedance	Ohms	50
VSWR	<	1.5
Return Loss	dB>	14
Isolation	dB>	25
Front to Back Ratio: Total Power +/-30°	dB>	27
Upper Sidelobe Suppression, Peak to 20°	dB>	17
Cross-Polar Discrimination	dB>	16
Maximum Effective Power Per Port	W	100

Radiation Pattern Files



Azimuth



Elevation

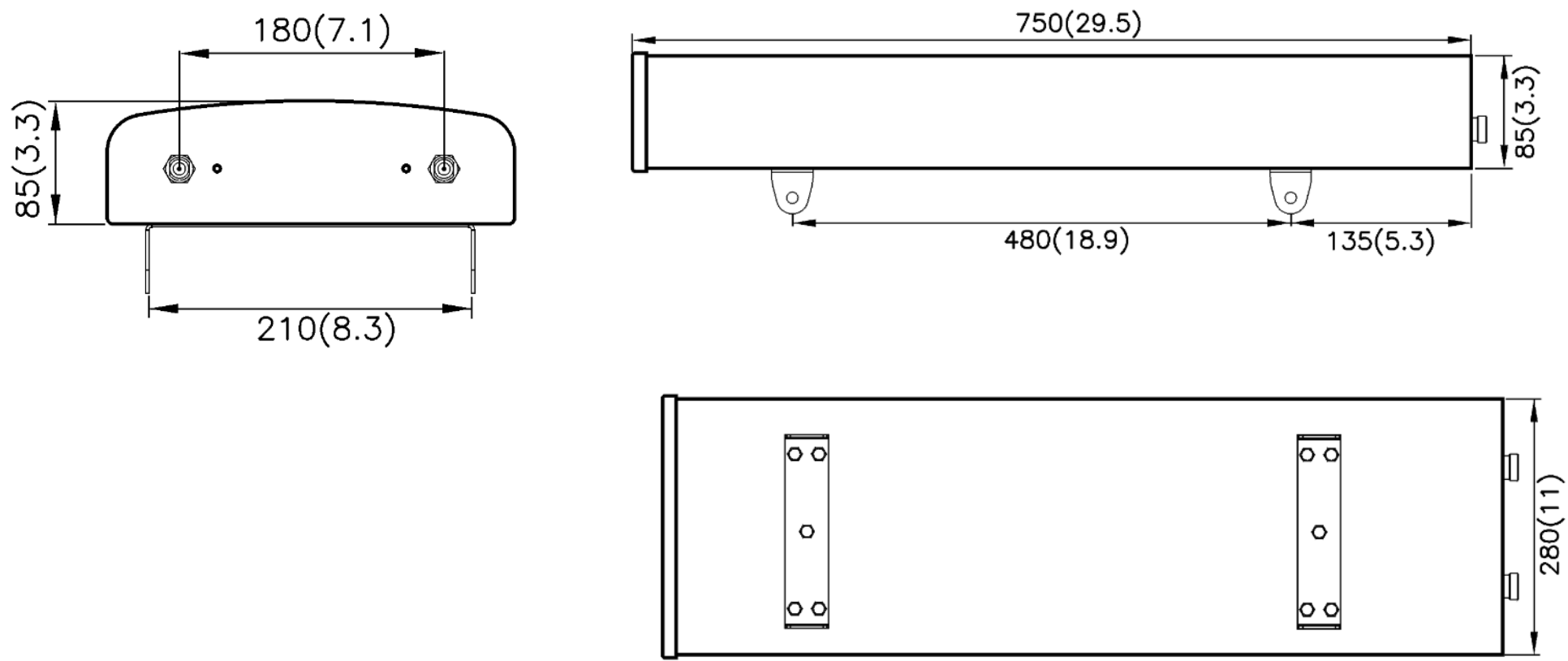
For radiation pattern files, please login at [www.alphawireless.com](http://www.alphawireless.com)

TECHNICAL SPECIFICATION

Mechanical Specifications		
Dimensions (LxØ)	mm (in)	750 (29.5) x 280 (11) x 85 (3.3)
Packing Size (LxWxD)	mm (in)	793 (31.2) x 340 (13.3) x 178 (7)
Net Weight (antenna)	kg (lb)	6 (13.2)
Net Weight (mount)	kg (lb)	1.5 (3.41)
Shipping Weight	kg (lb)	7.5 (16.61)
Connector Type (Female)	-	N Type
Connector Quantity	-	2
Connector Position	-	Bottom
Windload Frontal (at Rated Wind Speed: 150km/h)	N (lbf)	220 (50)
Windload Lateral (at Rated Wind Speed: 150km/h)	N (lbf)	80 (18)
Survival Wind Speed	km/h (mph)	200 (125)
Radome Material	-	UV-Stabilised PVC
Radome Colour	RAL	7035
Product Compliance Environmental	-	RoHS
Lightning Protection	-	DC Grounded
Cold Temperature Survival	°C (°F)	-40 (-40)
Hot Temperature Survival	°C (°F)	70 (158)

Mechanical Illustration

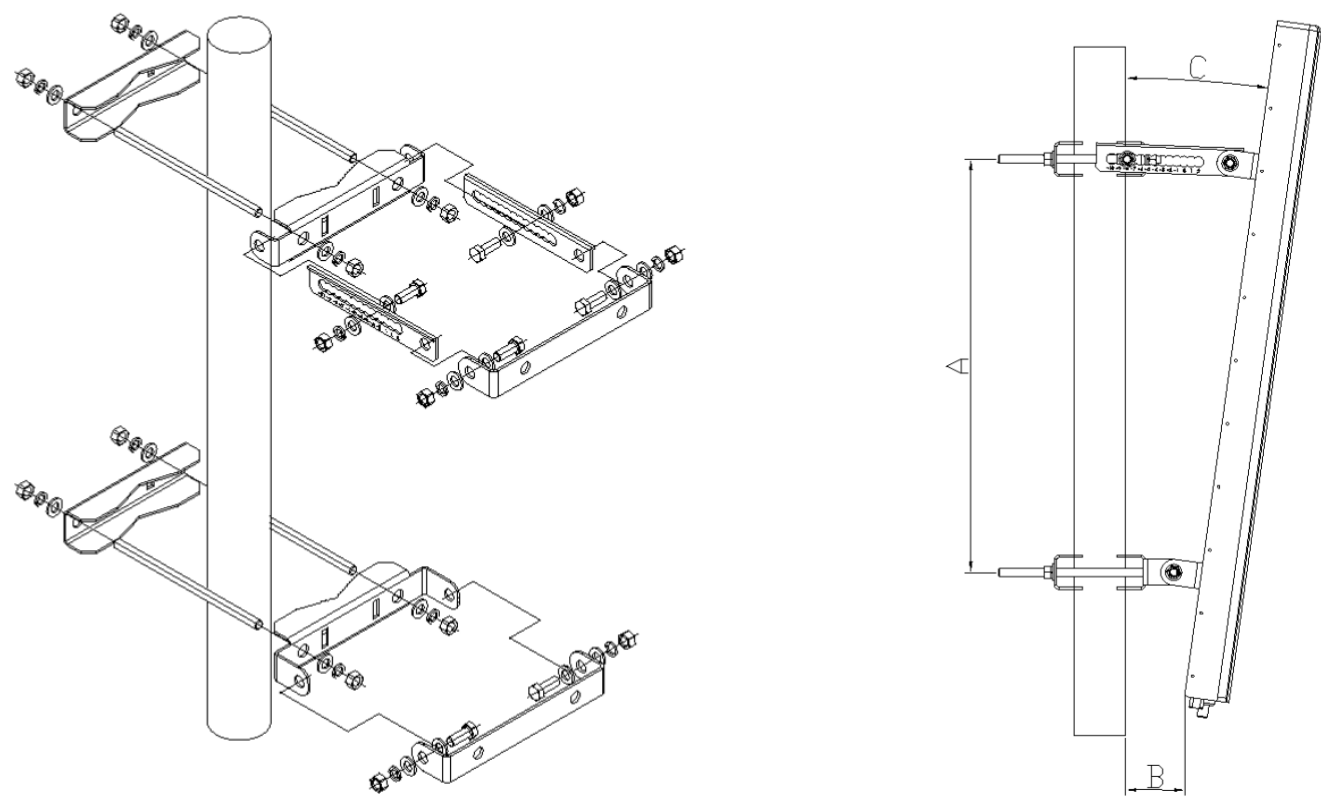
All measurements are in mm (in)



TECHNICAL SPECIFICATION

Mounting Bracket Kit

CL-V-104 Mount Kit M12 2.5mm (Mount Kit included with antenna)



Mounting Kit Tilt Range	Mounting Kit Material	Mounting Kit Pole Diameter
+2° to -10°	Stainless Steel	50mm-115mm (2" to 4.5")

ORDERING INFO

- AW3170-T0-N     Zero Degrees Fixed Tilt with N Type Connectors
- AW3170-T4-N     Four Degrees Fixed Tilt with N Type Connectors

Enquiries

- Ireland**  
Ashgrove Business Centre,  
Ballybrittas, Portlaoise, Ireland  
Post code: R32 DT0A  
[sales@alphawireless.com](mailto:sales@alphawireless.com)  
+353 57 86 33847
- USA**  
11322 W 79th St, Lenexa, KS  
66214, USA  
[sales@alphawireless.com](mailto:sales@alphawireless.com)  
+1 913 279 0008

Alpha Wireless



DISCLAIMER

The information in this document is provided solely regarding Alpha Wireless products. The information is not a guarantee of performance or characteristics. Alpha Wireless reserves the right to modify, change, amend, improve or make corrections to this document and its products, at any time and its sole discretion without prior written consent or notice. No license to any intellectual property rights is granted or implied under this document. Alpha Wireless disclaims warranties and liabilities of any kind including non-infringement of intellectual property rights of any third party.  
© Alpha Wireless Limited 2014