







Natures Sleep / Control Box Instruction manual

Function description:

Control the main control box through the remote control to make the air pump work and inflate the airbag inside the mattress. When a person lies on the mattress, the extrusion of the airbag can achieve a massage effect.

Description of accessories:

Serial number	Name	Shape
1	Mattress	
2	Detachable plug-in type air tube joint	
3	Main control box/air pump box	
4	Remote control	
5	USB cable	
6	Power adapters	

Installation instructions:

1. Mattress ① Pass ② Detachable plug-in type air tube joint and ③ Main control box/air pump box for connection
- 2 ③ Main control box/air pump box through power adapter ⑥ to supply power .
3. When the remote is out of power, it can be used through ③ Main control box/air pump box, use ⑤ USB cable to charge ④ the remote controls

Product information (specification parameters):

Product Name: Massage Mattress / Air Pump

Input: 29 VDC 2.0A

Note:

1. This device complies with part 15 of the FCC Rules. Operation is subject to the following two conditions:
 - (1) This device may not cause harmful interference, and
 - (2) this device must accept any interference received, including interference that may cause undesired operation.
2. Non-professional, do not disassemble or repair the device

FCC Statement:

This device complies with part 15 of the FCC Rules. Operation is subject to the following

two conditions: (1) This device may not cause harmful interference, and (2) this device

must accept any interference received, including interference that may cause undesired operation.

This equipment has been tested and found to comply with the limits for a Class B digital

device, pursuant to part 15 of the FCC Rules. These limits are designed to provide reasonable protection against harmful interference in a residential installation. This

equipment generates, uses and can radiate radio frequency energy and, if not installed and used in accordance with the instructions, may cause harmful interference to radio communications. However, there is no guarantee that interference will not occur in a particular installation. If this equipment does cause harmful interference to radio or television reception, which can be determined by turning the equipment off and on, the

user is encouraged to try to correct the interference by one or more of the following measures:

- Reorient or relocate the receiving antenna.

- Increase the separation between the equipment and receiver.

- Connect the equipment into an outlet on a circuit different from that to which the receiver is connected.

- Consult the dealer or an experienced radio/TV technician for help.

Caution: Any changes or modifications not expressly approved by the party responsible

for compliance could void the user's authority to operate the equipment.

This equipment complies with FCC radiation exposure limits set forth for an uncontrolled environment. This transmitter must not be co-located or operating in conjunction with any other antenna or transmitter.