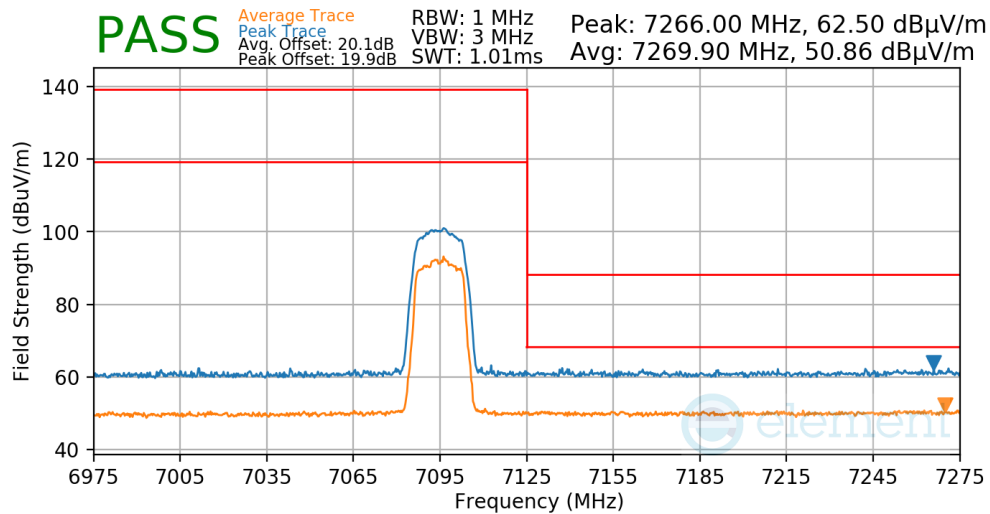
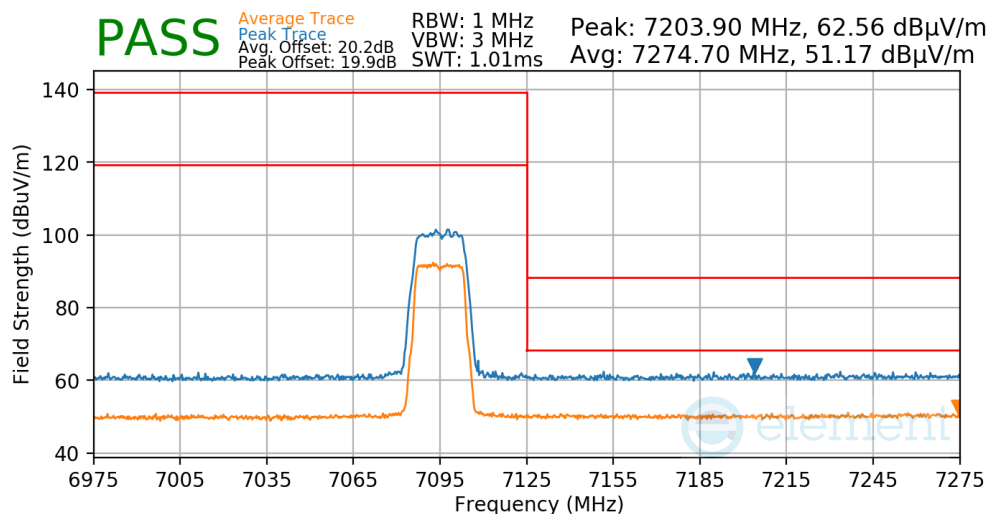


Worst Case Mode: 802.11a
 Worst Case Transfer Rate: 24Mbps
 Distance of Measurements: 3 Meters
 Operating Frequency: 7095MHz
 Channel: 229



Plot 7-683. Antenna 4a Radiated Upper Band Edge (Peak/Average – UNII Band 8)

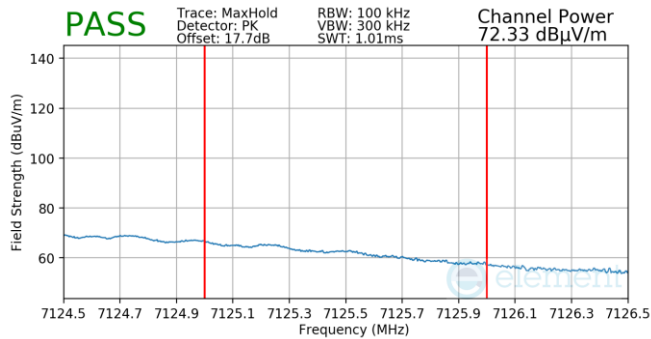
Worst Case Mode: 802.11a
 Worst Case Transfer Rate: 54Mbps
 Distance of Measurements: 3 Meters
 Operating Frequency: 7095MHz
 Channel: 229



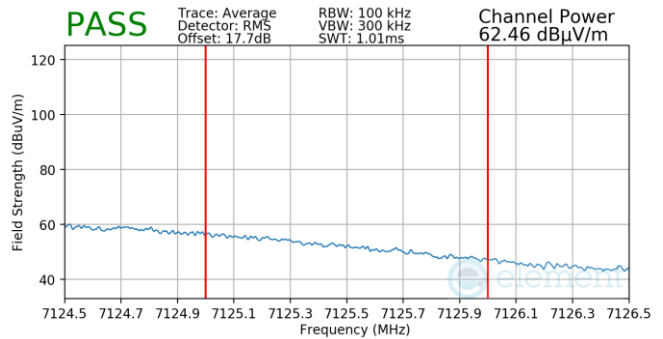
Plot 7-684. Antenna 4a Radiated Upper Band Edge (Peak/Average – UNII Band 8)

FCC ID: BCGA2764 IC: 579C-A2764		MEASUREMENT REPORT (CERTIFICATION)	Approved by: Technical Manager
Test Report S/N: 1C2205090028-21-R2.BCG	Test Dates: 5/30/2022 - 9/16/2022	EUT Type: Tablet Device	Page 243 of 282

Worst Case Mode: 802.11a
Worst Case Transfer Rate: 12Mbps
Distance of Measurements: 3 Meters
Operating Frequency: 7115MHz
Channel: 233

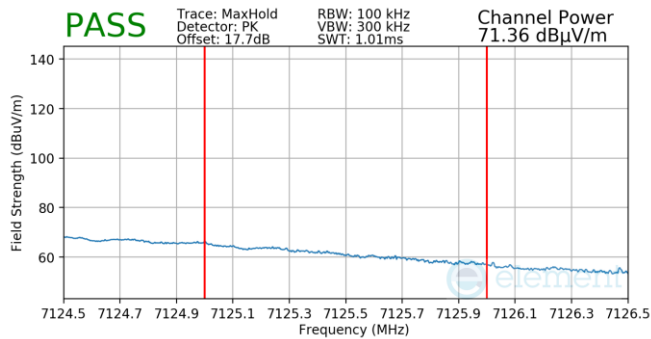


Plot 7-685. Antenna 4a Radiated Upper Band Edge (Peak – UNII Band 8)

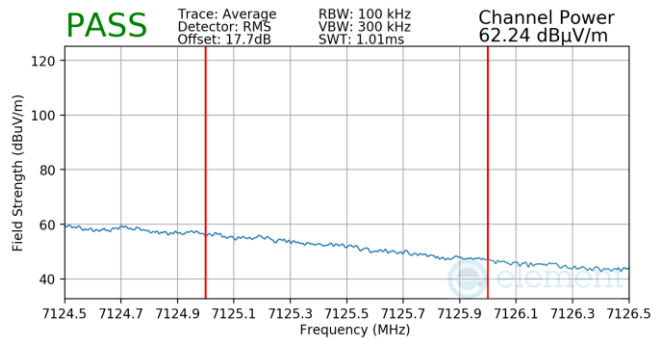


Plot 7-686. Antenna 4a Radiated Upper Band Edge (Average – UNII Band 8)

Worst Case Mode: 802.11a
Worst Case Transfer Rate: 24Mbps
Distance of Measurements: 3 Meters
Operating Frequency: 7115MHz
Channel: 233



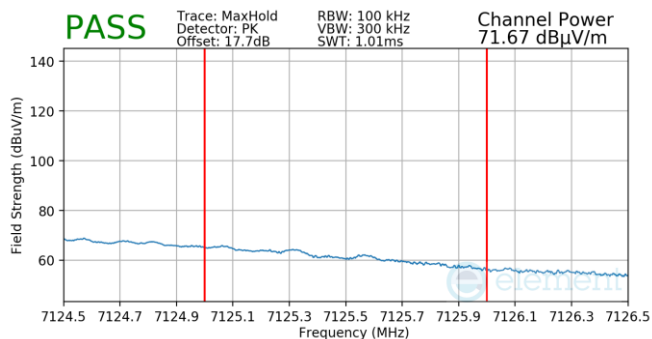
Plot 7-687. Antenna 4a Radiated Upper Band Edge (Peak – UNII Band 8)



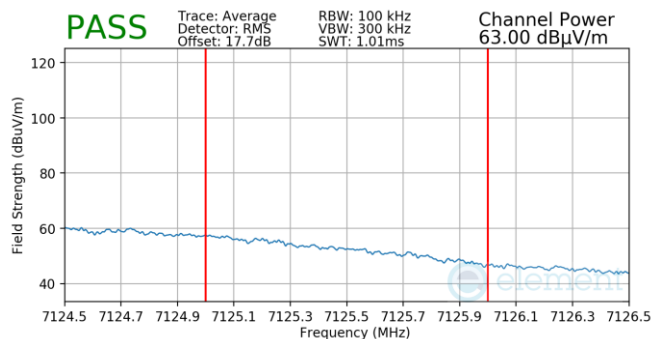
Plot 7-688. Antenna 4a Radiated Upper Band Edge (Average – UNII Band 8)

FCC ID: BCGA2764 IC: 579C-A2764		MEASUREMENT REPORT (CERTIFICATION)	Approved by: Technical Manager
Test Report S/N: 1C2205090028-21-R2.BCG	Test Dates: 5/30/2022 - 9/16/2022	EUT Type: Tablet Device	Page 244 of 282


Worst Case Mode: 802.11a
 Worst Case Transfer Rate: 54Mbps
 Distance of Measurements: 3 Meters
 Operating Frequency: 7115MHz
 Channel: 233



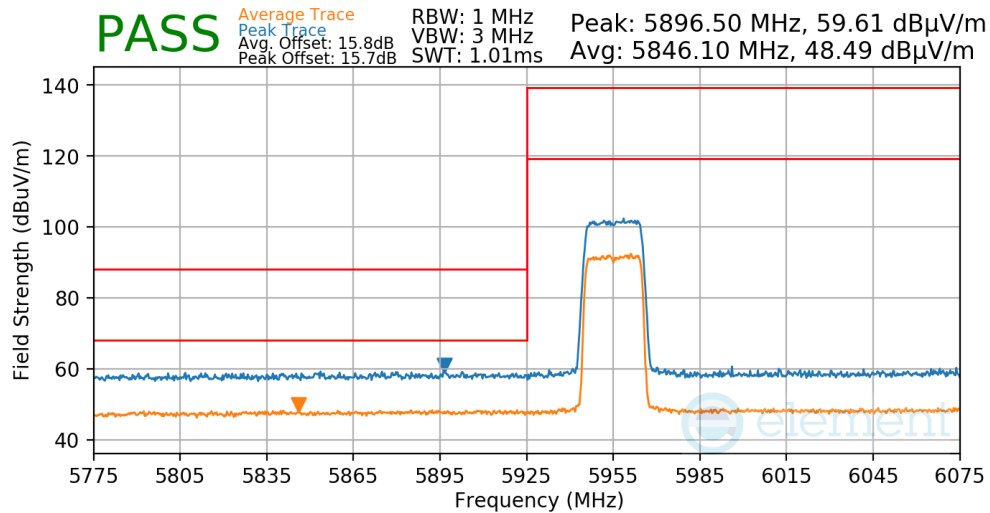
Plot 7-689. Antenna 4a Radiated Upper Band Edge (Peak – UNII Band 8)



Plot 7-690. Antenna 4a Radiated Upper Band Edge (Average – UNII Band 8)

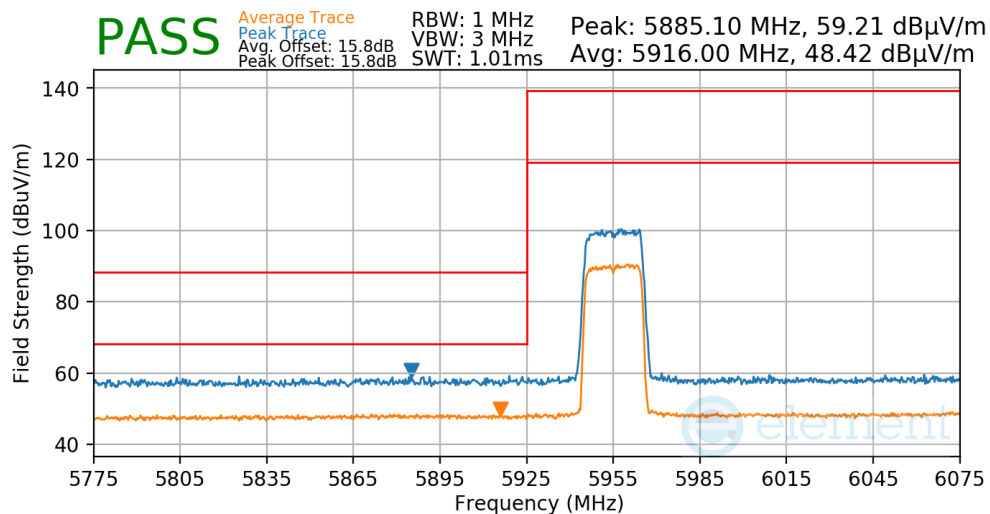
FCC ID: BCGA2764 IC: 579C-A2764	 MEASUREMENT REPORT (CERTIFICATION)		Approved by: Technical Manager
Test Report S/N: 1C2205090028-21-R2.BCG	Test Dates: 5/30/2022 - 9/16/2022	EUT Type: Tablet Device	Page 245 of 282

Worst Case Mode: 802.11ax
Worst Case Transfer Rate: MCS2
Distance of Measurements: 3 Meters
Operating Frequency: 5955MHz
Channel: 1



Plot 7-691. Antenna 4a Radiated Lower Band Edge (Peak/Average – UNII Band 5)

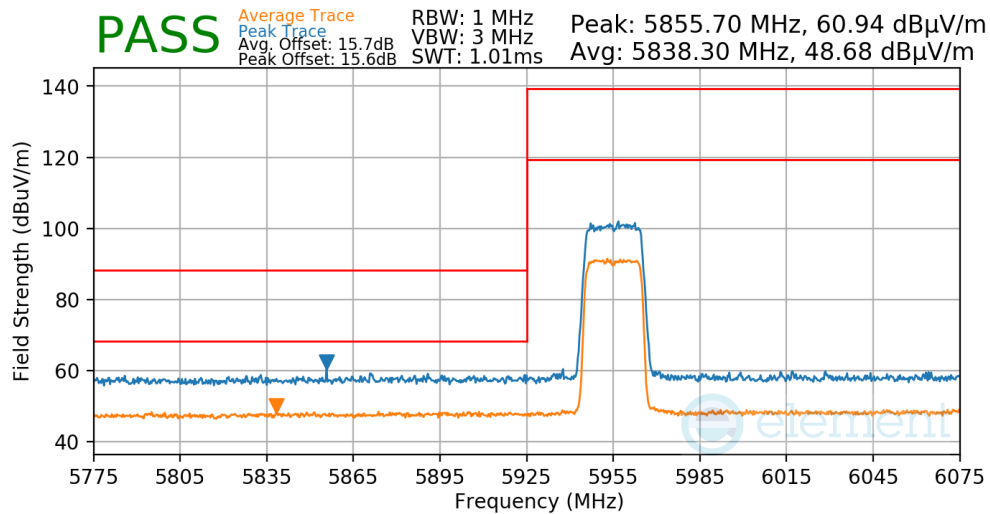
Worst Case Mode: 802.11ax
Worst Case Transfer Rate: MCS4
Distance of Measurements: 3 Meters
Operating Frequency: 5955MHz
Channel: 1



Plot 7-692. Antenna 4a Radiated Lower Band Edge (Peak/Average – UNII Band 5)

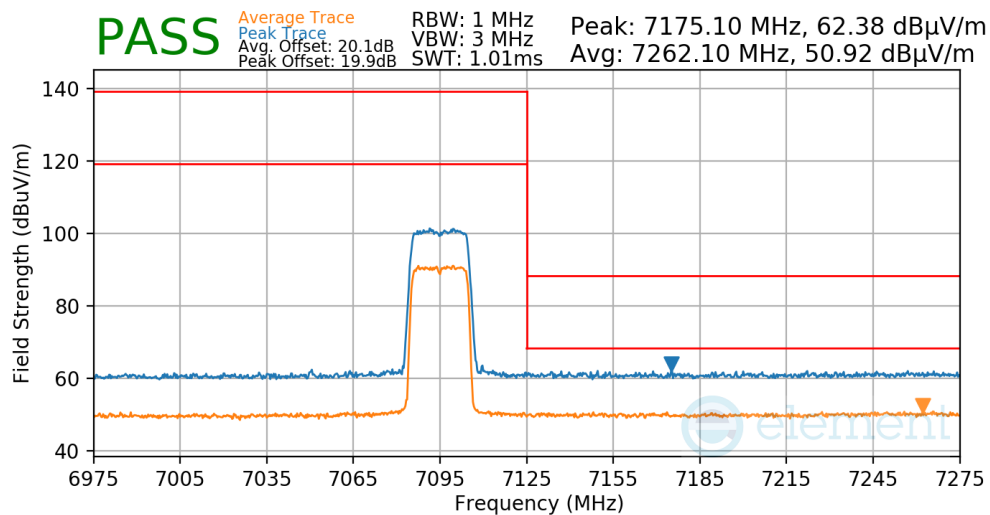
FCC ID: BCGA2764 IC: 579C-A2764		MEASUREMENT REPORT (CERTIFICATION)	Approved by: Technical Manager
Test Report S/N: 1C2205090028-21-R2.BCG	Test Dates: 5/30/2022 - 9/16/2022	EUT Type: Tablet Device	Page 246 of 282

Worst Case Mode: 802.11ax
 Worst Case Transfer Rate: MCS11
 Distance of Measurements: 3 Meters
 Operating Frequency: 5955MHz
 Channel: 1



Plot 7-693. Antenna 4a Radiated Lower Band Edge (Peak/Average – UNII Band 5)

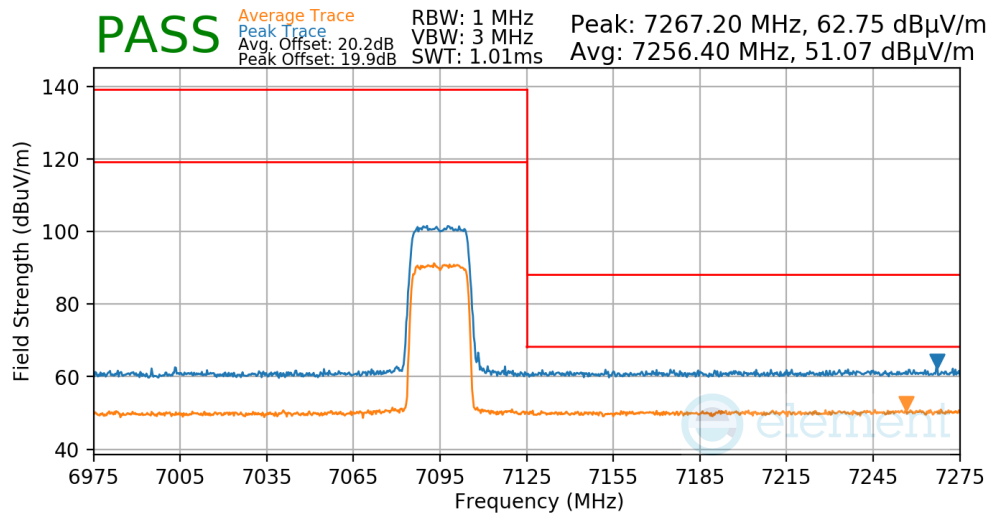
Worst Case Mode: 802.11ax
 Worst Case Transfer Rate: MCS2
 Distance of Measurements: 3 Meters
 Operating Frequency: 7095MHz
 Channel: 229



Plot 7-694. Antenna 4a Radiated Upper Band Edge (Peak/Average – UNII Band 8)

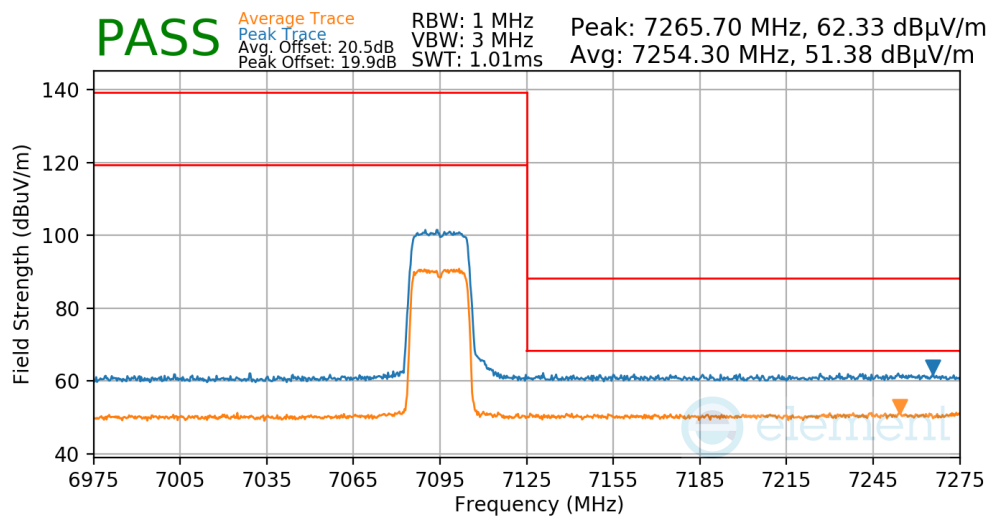
FCC ID: BCGA2764 IC: 579C-A2764	 MEASUREMENT REPORT (CERTIFICATION)		Approved by: Technical Manager
Test Report S/N: 1C2205090028-21-R2.BCG	Test Dates: 5/30/2022 - 9/16/2022	EUT Type: Tablet Device	Page 247 of 282

Worst Case Mode: 802.11ax
Worst Case Transfer Rate: MCS4
Distance of Measurements: 3 Meters
Operating Frequency: 7095MHz
Channel: 229



Plot 7-695. Antenna 4a Radiated Upper Band Edge (Peak/Average – UNII Band 8)

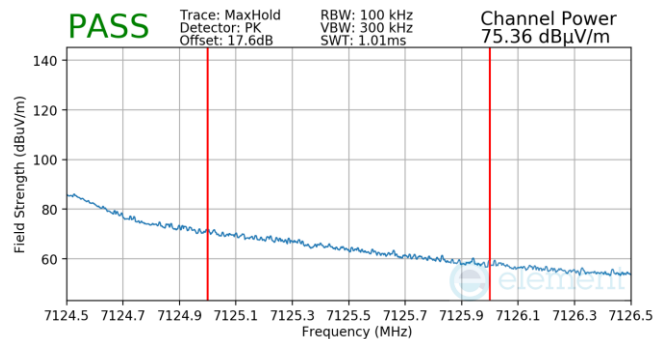
Worst Case Mode: 802.11ax
Worst Case Transfer Rate: MCS11
Distance of Measurements: 3 Meters
Operating Frequency: 7095MHz
Channel: 229



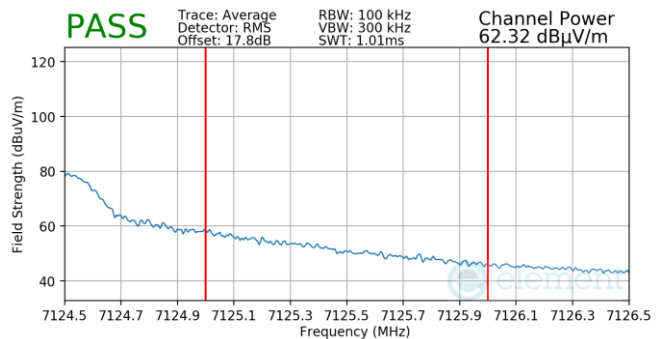
Plot 7-696. Antenna 4a Radiated Upper Band Edge (Peak/Average – UNII Band 8)

FCC ID: BCGA2764 IC: 579C-A2764		MEASUREMENT REPORT (CERTIFICATION)	Approved by: Technical Manager
Test Report S/N: 1C2205090028-21-R2.BCG	Test Dates: 5/30/2022 - 9/16/2022	EUT Type: Tablet Device	Page 248 of 282

Worst Case Mode: 802.11ax
Worst Case Transfer Rate: MCS2
Distance of Measurements: 3 Meters
Operating Frequency: 7115MHz
Channel: 233

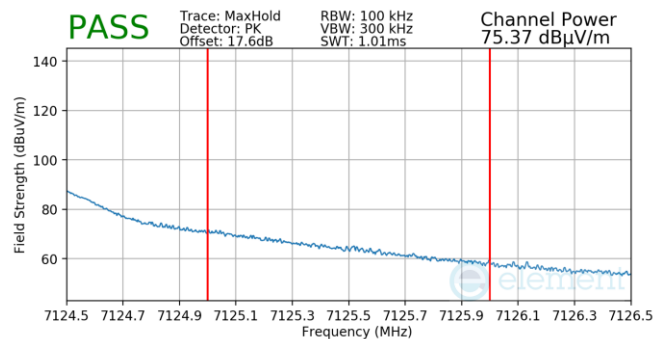


Plot 7-697. Antenna 4a Radiated Upper Band Edge (Peak – UNII Band 8)

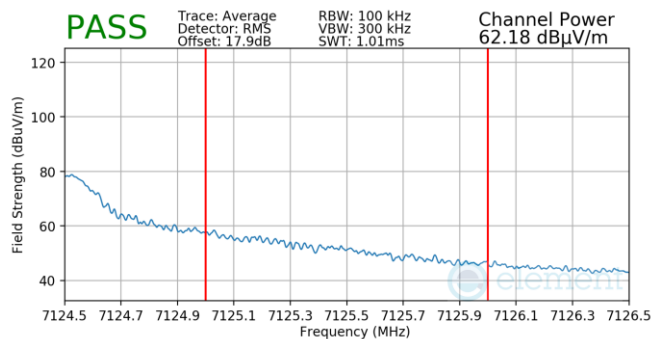


Plot 7-698. Antenna 4a Radiated Upper Band Edge (Average – UNII Band 8)

Worst Case Mode: 802.11ax
Worst Case Transfer Rate: MCS4
Distance of Measurements: 3 Meters
Operating Frequency: 7115MHz
Channel: 233



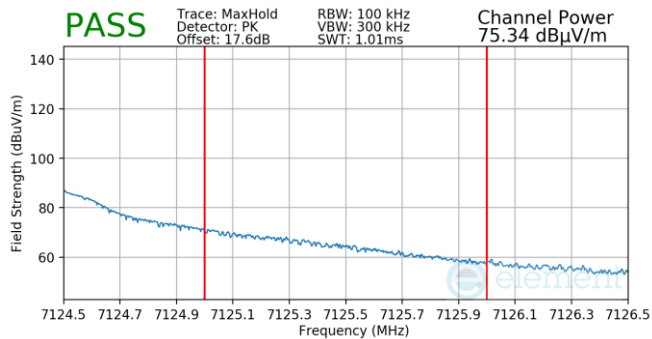
Plot 7-699. Antenna 4a Radiated Upper Band Edge (Peak – UNII Band 8)



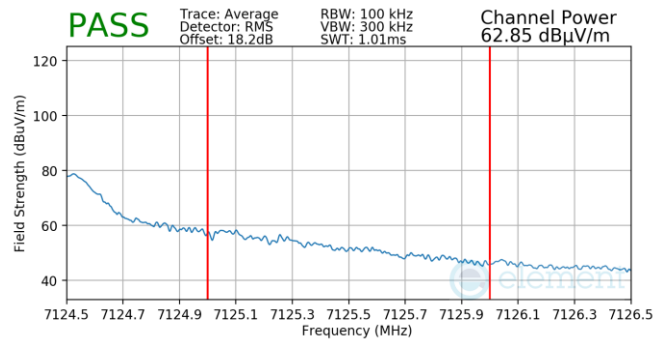
Plot 7-700. Antenna 4a Radiated Upper Band Edge (Average – UNII Band 8)

FCC ID: BCGA2764 IC: 579C-A2764	 MEASUREMENT REPORT (CERTIFICATION)		Approved by: Technical Manager
Test Report S/N: 1C2205090028-21-R2.BCG	Test Dates: 5/30/2022 - 9/16/2022	EUT Type: Tablet Device	Page 249 of 282

Worst Case Mode: 802.11ax
 Worst Case Transfer Rate: MCS11
 Distance of Measurements: 3 Meters
 Operating Frequency: 7115MHz
 Channel: 233



Plot 7-701. Antenna 4a Radiated Upper Band Edge (Peak – UNII Band 8)



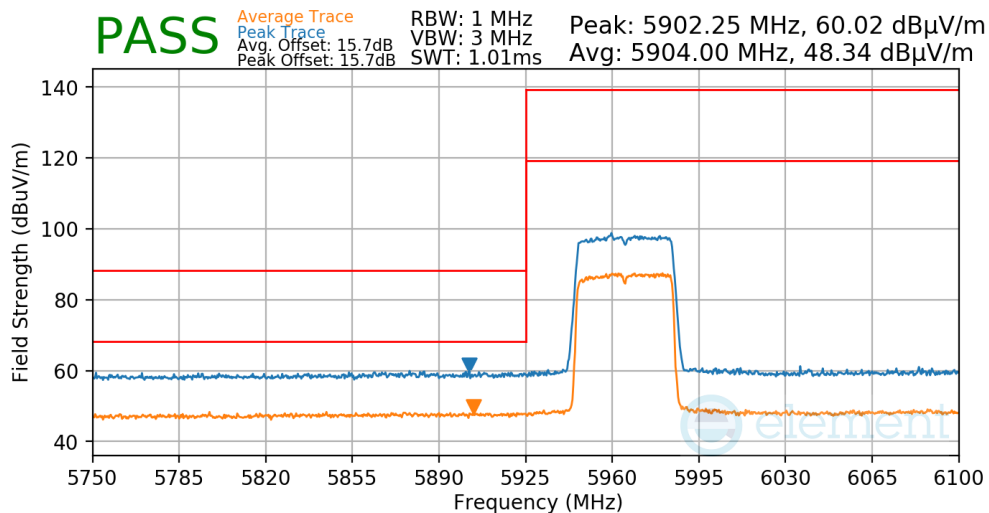
Plot 7-702. Antenna 4a Radiated Upper Band Edge (Average – UNII Band 8)

FCC ID: BCGA2764 IC: 579C-A2764	 MEASUREMENT REPORT (CERTIFICATION)		Approved by: Technical Manager
Test Report S/N: 1C2205090028-21-R2.BCG	Test Dates: 5/30/2022 - 9/16/2022	EUT Type: Tablet Device	Page 250 of 282

7.7.9 Antenna 4a Radiated Band Edge Measurements (40MHz BW)

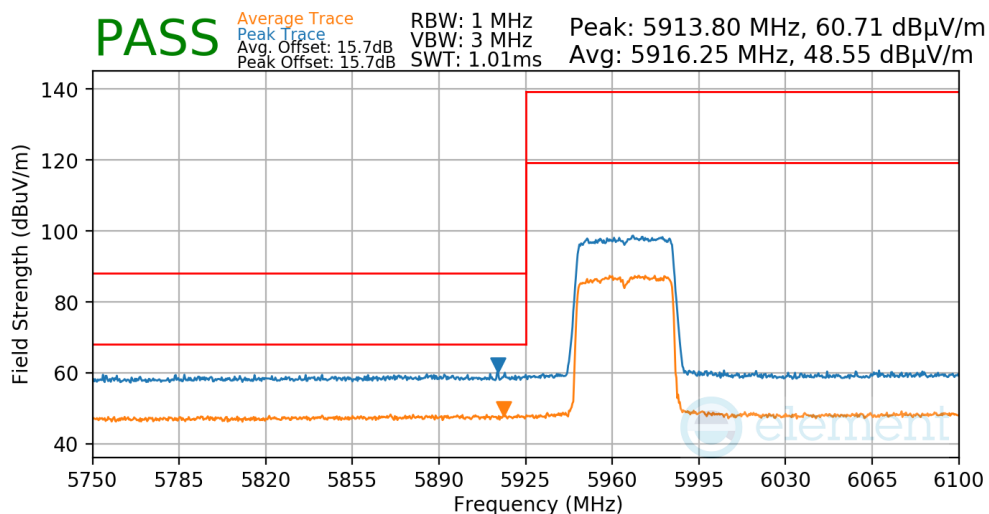
§15.407(b.1)(b.2) §15.205 §15.209; RSS-Gen [8.9]

Worst Case Mode:	802.11ax
Worst Case Transfer Rate:	MCS2
Distance of Measurements:	3 Meters
Operating Frequency:	5965MHz
Channel:	3



Plot 7-703. Antenna 4a Radiated Lower Band Edge (Peak & Average – UNII Band 5)

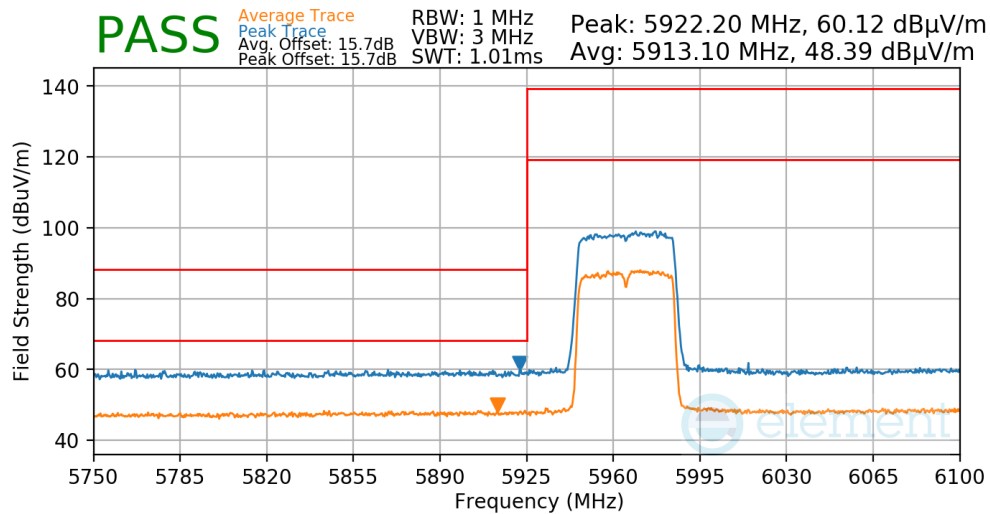
Worst Case Mode:	802.11ax
Worst Case Transfer Rate:	MCS4
Distance of Measurements:	3 Meters
Operating Frequency:	5965MHz
Channel:	3



Plot 7-704. Antenna 4a Radiated Lower Band Edge (Peak & Average – UNII Band 5)

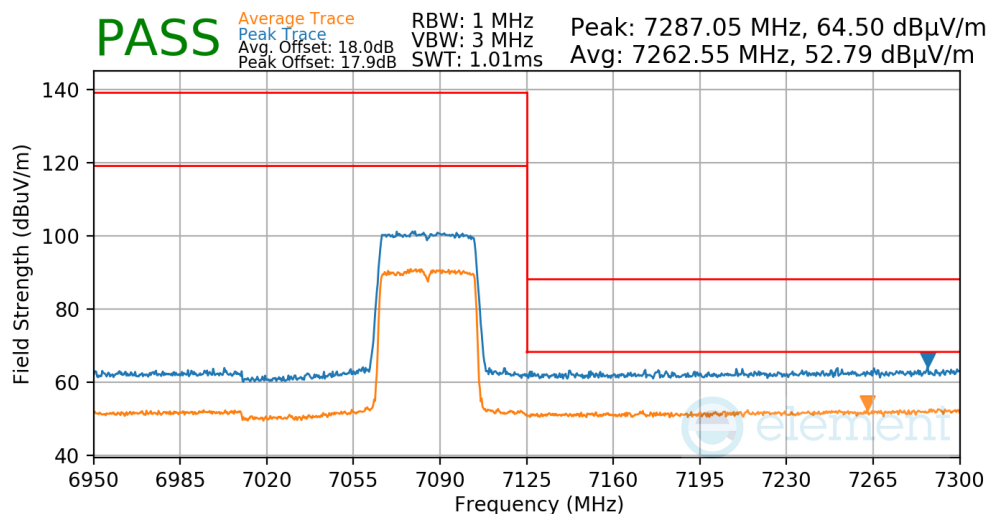
FCC ID: BCGA2764 IC: 579C-A2764		MEASUREMENT REPORT (CERTIFICATION)	Approved by: Technical Manager
Test Report S/N: 1C2205090028-21-R2.BCG	Test Dates: 5/30/2022 - 9/16/2022	EUT Type: Tablet Device	Page 251 of 282

Worst Case Mode: 802.11ax
Worst Case Transfer Rate: MCS11
Distance of Measurements: 3 Meters
Operating Frequency: 5965MHz
Channel: 3



Plot 7-705. Antenna 4a Radiated Lower Band Edge (Peak & Average – UNII Band 5)

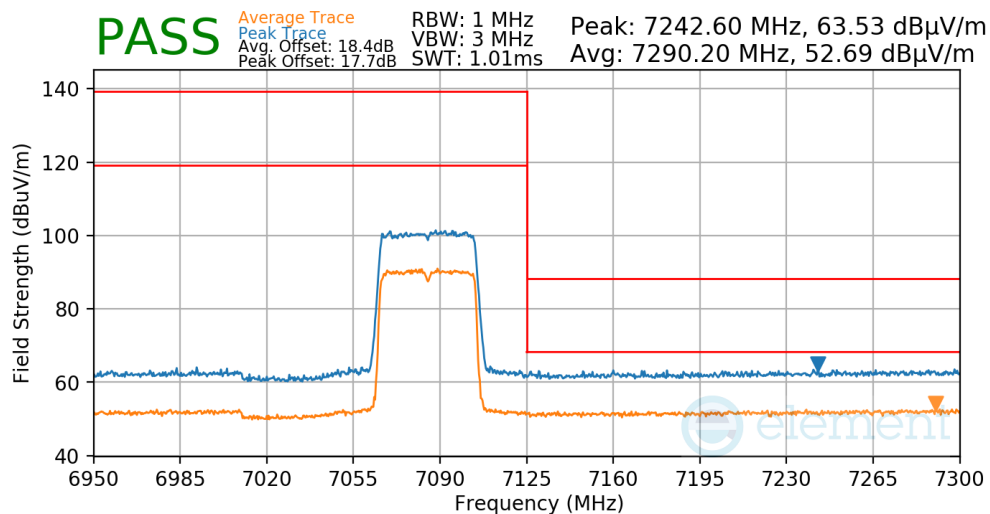
Worst Case Mode: 802.11ax
Worst Case Transfer Rate: MCS2
Distance of Measurements: 3 Meters
Operating Frequency: 7085MHz
Channel: 227



Plot 7-706. Antenna 4a Radiated Upper Band Edge (Peak & Average – UNII Band 8)

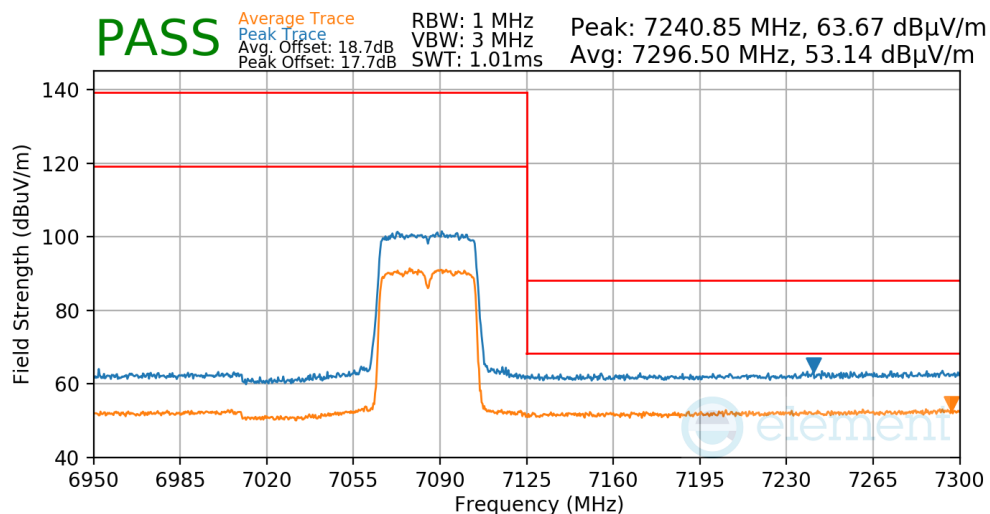
FCC ID: BCGA2764 IC: 579C-A2764		MEASUREMENT REPORT (CERTIFICATION)	Approved by: Technical Manager
Test Report S/N: 1C2205090028-21-R2.BCG	Test Dates: 5/30/2022 - 9/16/2022	EUT Type: Tablet Device	Page 252 of 282

Worst Case Mode: 802.11ax
 Worst Case Transfer Rate: MCS4
 Distance of Measurements: 3 Meters
 Operating Frequency: 7085MHz
 Channel: 227



Plot 7-707. Antenna 4a Radiated Upper Band Edge (Peak & Average – UNII Band 8)

Worst Case Mode: 802.11ax
 Worst Case Transfer Rate: MCS11
 Distance of Measurements: 3 Meters
 Operating Frequency: 7085MHz
 Channel: 227



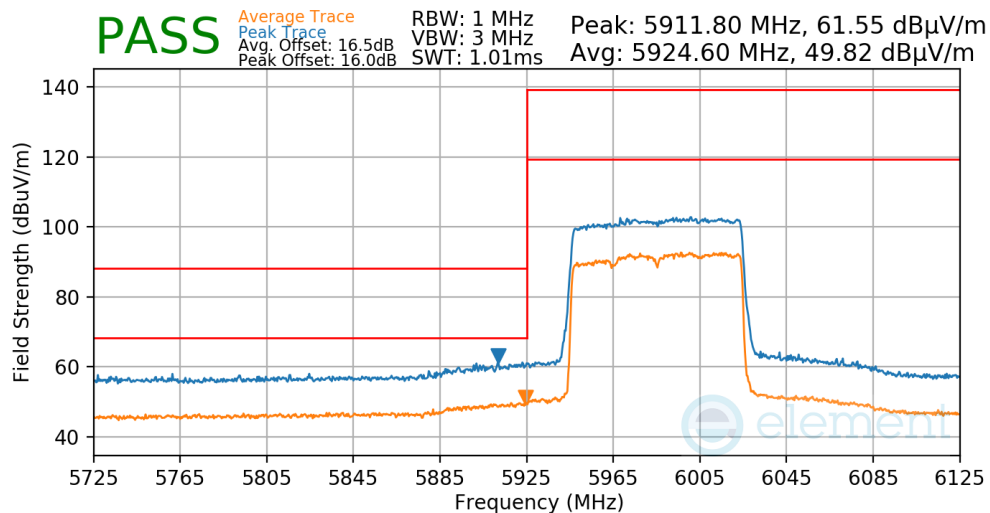
Plot 7-708. Antenna 4a Radiated Upper Band Edge (Peak & Average – UNII Band 8)

FCC ID: BCGA2764 IC: 579C-A2764		MEASUREMENT REPORT (CERTIFICATION)	Approved by: Technical Manager
Test Report S/N: 1C2205090028-21-R2.BCG	Test Dates: 5/30/2022 - 9/16/2022	EUT Type: Tablet Device	Page 253 of 282

7.7.10 Antenna 4a Radiated Band Edge Measurements (80MHz BW)

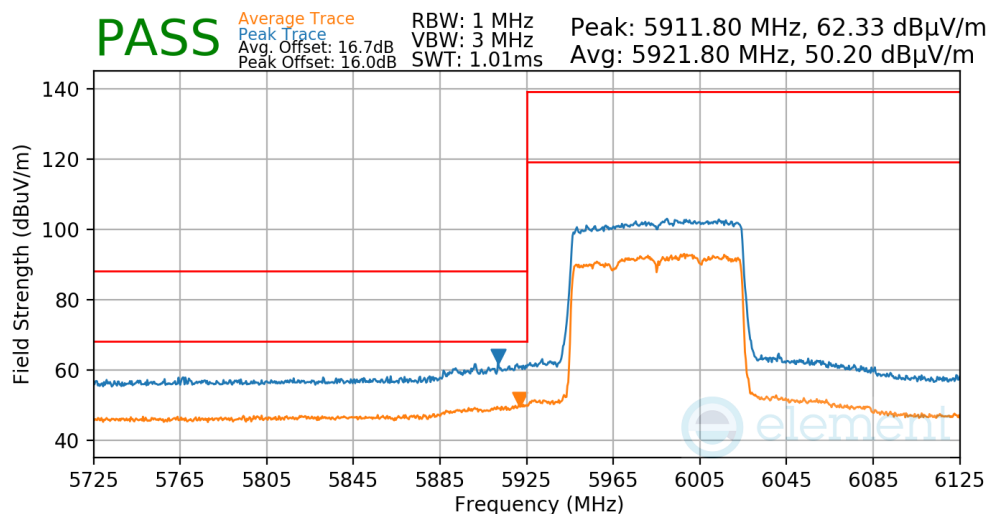
§15.407(b.1)(b.2) §15.205 §15.209; RSS-Gen [8.9]

Worst Case Mode:	802.11ax
Worst Case Transfer Rate:	MCS2
Distance of Measurements:	3 Meters
Operating Frequency:	5985MHz
Channel:	7



Plot 7-709. Antenna 4a Radiated Lower Band Edge (Peak & Average – UNII Band 5)

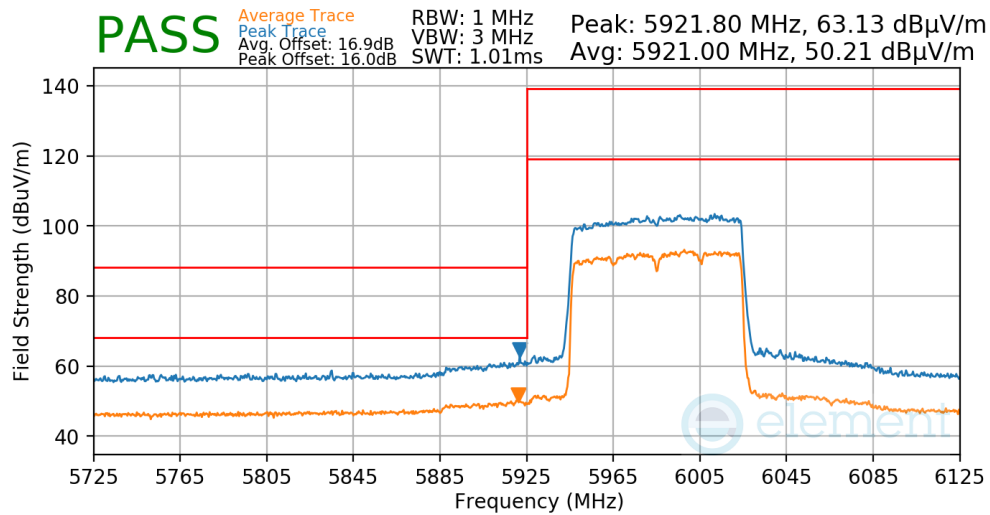
Worst Case Mode:	802.11ax
Worst Case Transfer Rate:	MCS4
Distance of Measurements:	3 Meters
Operating Frequency:	5985MHz
Channel:	7



Plot 7-710. Antenna 4a Radiated Lower Band Edge (Peak & Average – UNII Band 5)

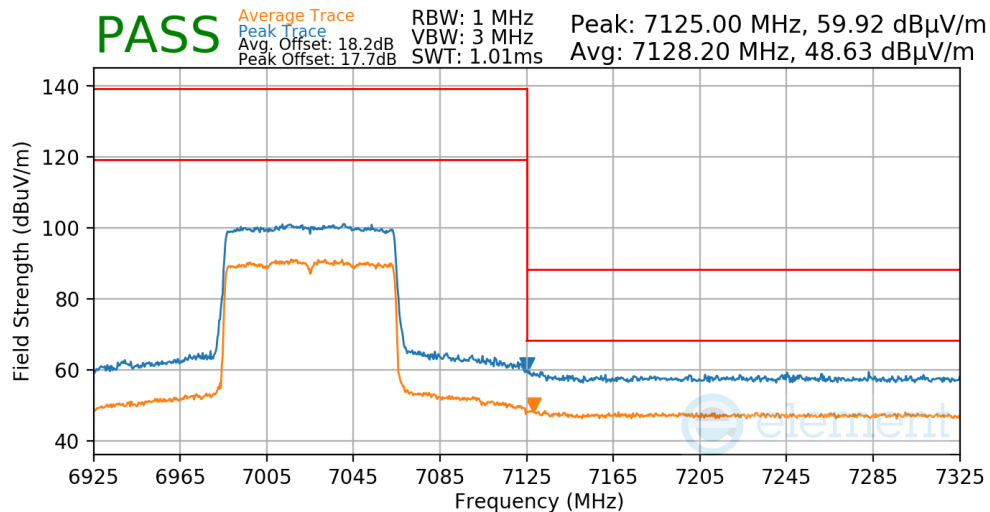
FCC ID: BCGA2764 IC: 579C-A2764		MEASUREMENT REPORT (CERTIFICATION)	Approved by: Technical Manager
Test Report S/N: 1C2205090028-21-R2.BCG	Test Dates: 5/30/2022 - 9/16/2022	EUT Type: Tablet Device	Page 254 of 282

Worst Case Mode: 802.11ax
Worst Case Transfer Rate: MCS11
Distance of Measurements: 3 Meters
Operating Frequency: 5985MHz
Channel: 7



Plot 7-711. Antenna 4a Radiated Lower Band Edge (Peak & Average – UNII Band 5)

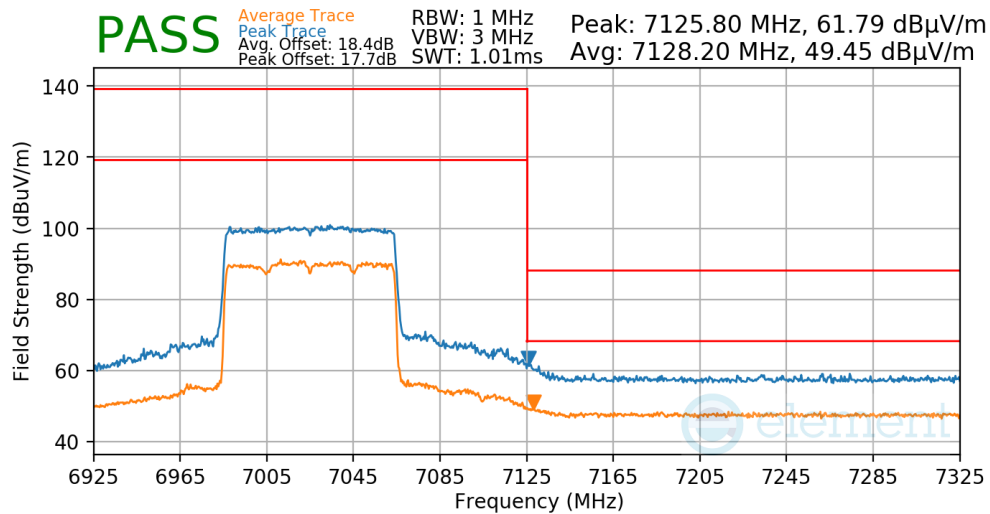
Worst Case Mode: 802.11ax
Worst Case Transfer Rate: MCS2
Distance of Measurements: 3 Meters
Operating Frequency: 7025MHz
Channel: 215



Plot 7-712. Antenna 4a Radiated Upper Band Edge (Peak & Average – UNII Band 8)

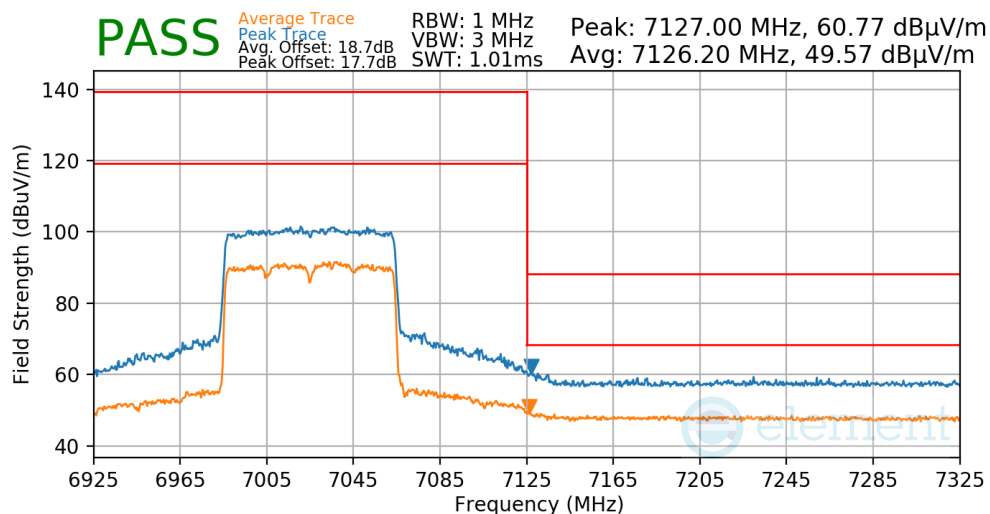
FCC ID: BCGA2764 IC: 579C-A2764		MEASUREMENT REPORT (CERTIFICATION)	Approved by: Technical Manager
Test Report S/N: 1C2205090028-21-R2.BCG	Test Dates: 5/30/2022 - 9/16/2022	EUT Type: Tablet Device	Page 255 of 282

Worst Case Mode: 802.11ax
 Worst Case Transfer Rate: MCS4
 Distance of Measurements: 3 Meters
 Operating Frequency: 7025MHz
 Channel: 215



Plot 7-713. Antenna 4a Radiated Upper Band Edge (Peak & Average – UNII Band 8)

Worst Case Mode: 802.11ax
 Worst Case Transfer Rate: MCS11
 Distance of Measurements: 3 Meters
 Operating Frequency: 7025MHz
 Channel: 215



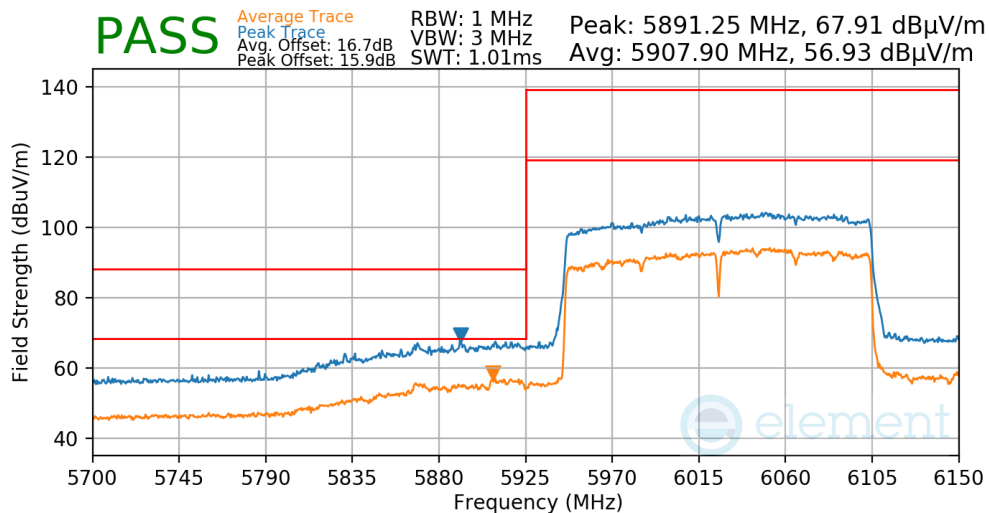
Plot 7-714. Antenna 4a Radiated Upper Band Edge (Peak & Average – UNII Band 8)

FCC ID: BCGA2764 IC: 579C-A2764	 MEASUREMENT REPORT (CERTIFICATION)		Approved by: Technical Manager
Test Report S/N: 1C2205090028-21-R2.BCG	Test Dates: 5/30/2022 - 9/16/2022	EUT Type: Tablet Device	Page 256 of 282

7.7.11 Antenna 4a Radiated Band Edge Measurements (160MHz BW)

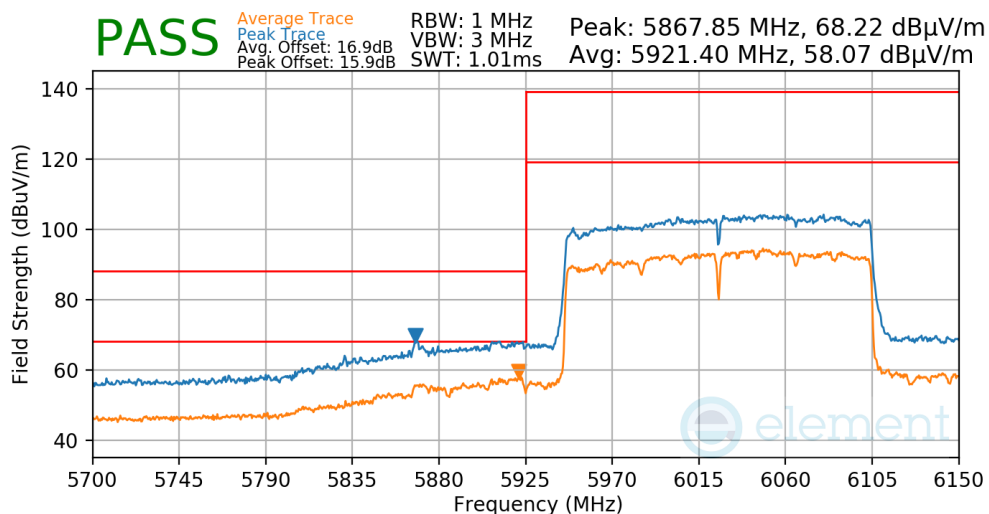
§15.407(b.1)(b.2) §15.205 §15.209; RSS-Gen [8.9]

Worst Case Mode:	802.11ax
Worst Case Transfer Rate:	MCS2
Distance of Measurements:	3 Meters
Operating Frequency:	6025MHz
Channel:	15



Plot 7-715. Antenna 4a Radiated Lower Band Edge (Peak & Average – UNII Band 5)

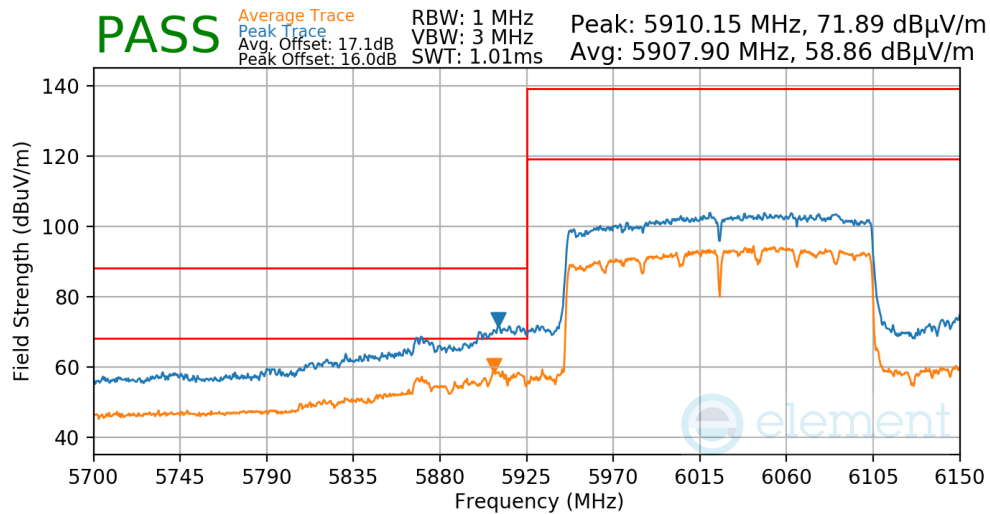
Worst Case Mode:	802.11ax
Worst Case Transfer Rate:	MCS4
Distance of Measurements:	3 Meters
Operating Frequency:	6025MHz
Channel:	15



Plot 7-716. Antenna 4a Radiated Lower Band Edge (Peak & Average – UNII Band 5)

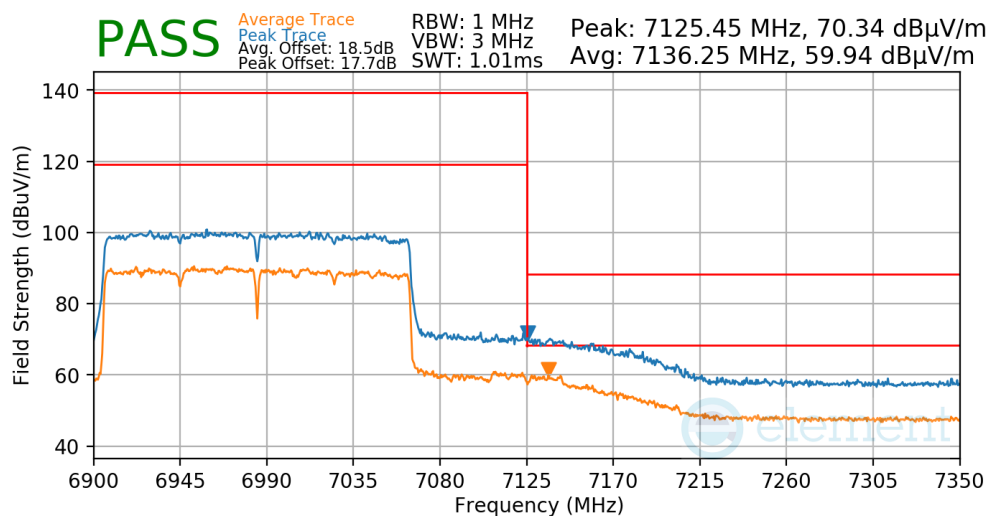
FCC ID: BCGA2764 IC: 579C-A2764		MEASUREMENT REPORT (CERTIFICATION)	Approved by: Technical Manager
Test Report S/N: 1C2205090028-21-R2.BCG	Test Dates: 5/30/2022 - 9/16/2022	EUT Type: Tablet Device	Page 257 of 282

Worst Case Mode: 802.11ax
Worst Case Transfer Rate: MCS11
Distance of Measurements: 3 Meters
Operating Frequency: 6025MHz
Channel: 15



Plot 7-717. Antenna 4a Radiated Lower Band Edge (Peak & Average – UNII Band 5)

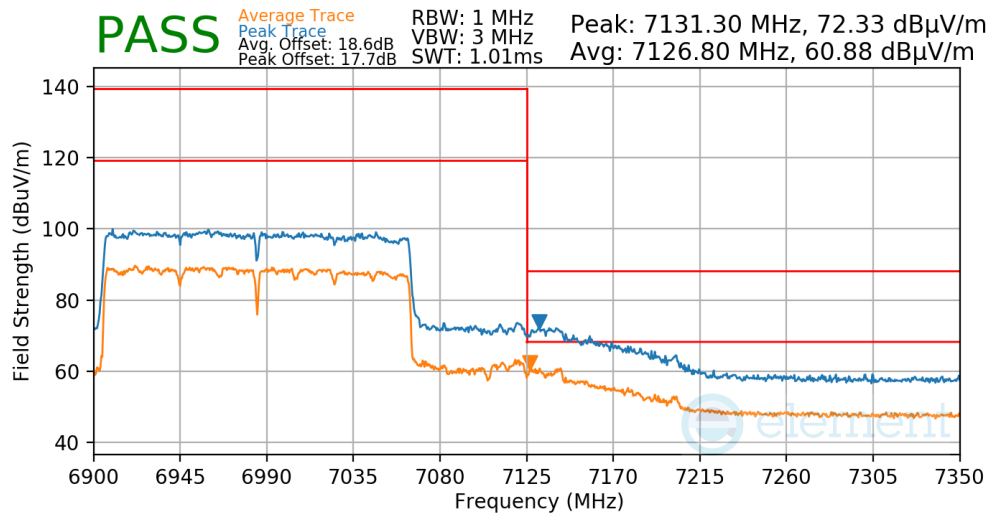
Worst Case Mode: 802.11ax
Worst Case Transfer Rate: MCS2
Distance of Measurements: 3 Meters
Operating Frequency: 6985MHz
Channel: 207



Plot 7-718. Antenna 4a Radiated Upper Band Edge (Peak & Average – UNII Band 8)

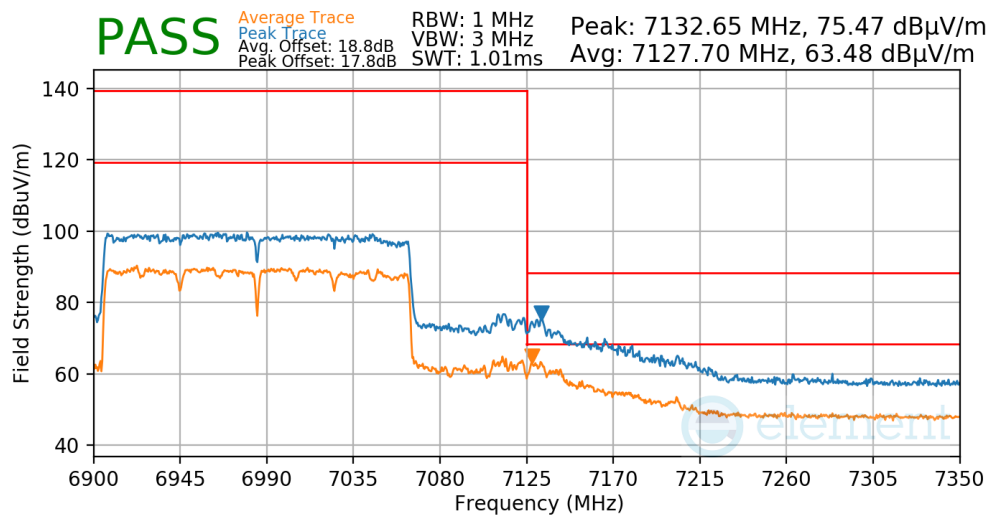
FCC ID: BCGA2764 IC: 579C-A2764		MEASUREMENT REPORT (CERTIFICATION)	Approved by: Technical Manager
Test Report S/N: 1C2205090028-21-R2.BCG	Test Dates: 5/30/2022 - 9/16/2022	EUT Type: Tablet Device	Page 258 of 282

Worst Case Mode: 802.11ax
Worst Case Transfer Rate: MCS4
Distance of Measurements: 3 Meters
Operating Frequency: 6985MHz
Channel: 207



Plot 7-719. Antenna 4a Radiated Upper Band Edge (Peak & Average – UNII Band 8)

Worst Case Mode: 802.11ax
Worst Case Transfer Rate: MCS11
Distance of Measurements: 3 Meters
Operating Frequency: 6985MHz
Channel: 207



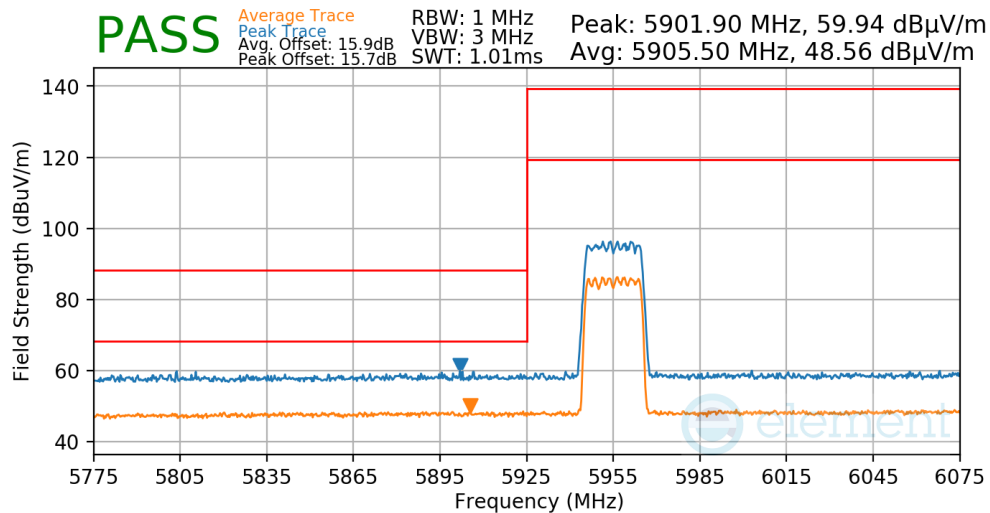
Plot 7-720. Antenna 4a Radiated Upper Band Edge (Peak & Average – UNII Band 8)

FCC ID: BCGA2764 IC: 579C-A2764		MEASUREMENT REPORT (CERTIFICATION)	Approved by: Technical Manager
Test Report S/N: 1C2205090028-21-R2.BCG	Test Dates: 5/30/2022 - 9/16/2022	EUT Type: Tablet Device	Page 259 of 282

7.7.12 SDM Radiated Band Edge Measurements (20MHz BW)

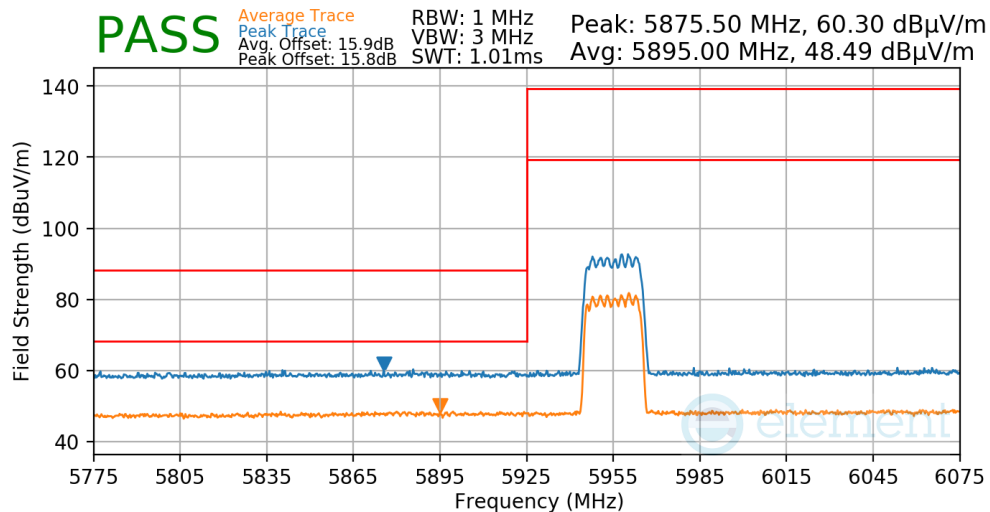
§15.407(b.1)(b.2) §15.205 §15.209; RSS-Gen [8.9]; RSS-Gen [8.9]

Worst Case Mode:	802.11ax
Worst Case Transfer Rate:	MCS2
Distance of Measurements:	3 Meters
Operating Frequency:	5955MHz
Channel:	1



Plot 7-721. SDM Radiated Lower Band Edge (Peak/Average – UNII Band 5)

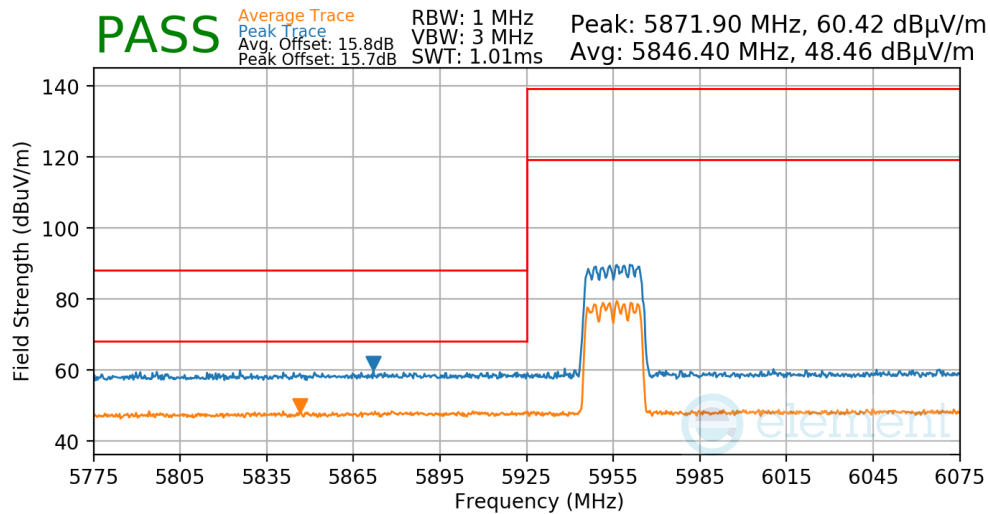
Worst Case Mode:	802.11ax
Worst Case Transfer Rate:	MCS4
Distance of Measurements:	3 Meters
Operating Frequency:	5955MHz
Channel:	1



Plot 7-722. SDM Radiated Lower Band Edge (Peak/Average – UNII Band 5)

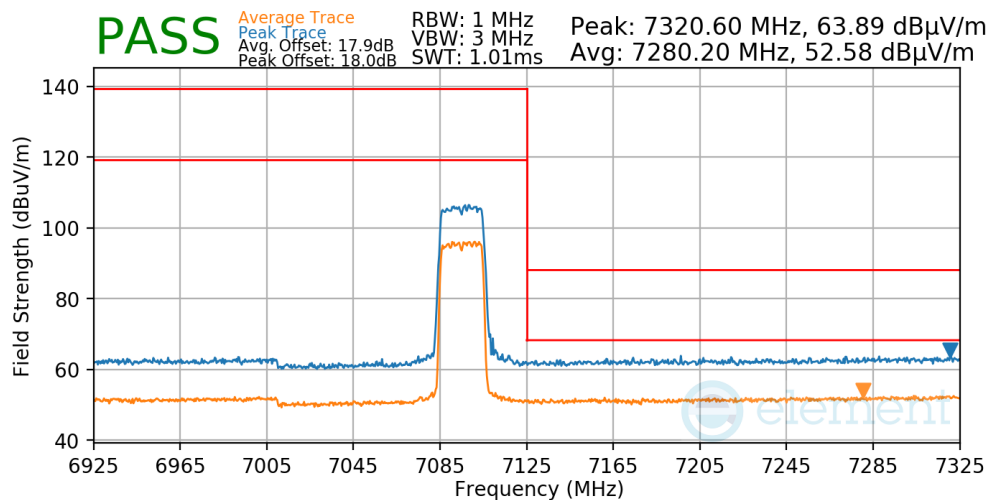
FCC ID: BCGA2764 IC: 579C-A2764		MEASUREMENT REPORT (CERTIFICATION)	Approved by: Technical Manager
Test Report S/N: 1C2205090028-21-R2.BCG	Test Dates: 5/30/2022 - 9/16/2022	EUT Type: Tablet Device	Page 260 of 282

Worst Case Mode: 802.11ax
 Worst Case Transfer Rate: MCS11
 Distance of Measurements: 3 Meters
 Operating Frequency: 5955MHz
 Channel: 1



Plot 7-723. SDM Radiated Lower Band Edge (Peak/Average – UNII Band 5)

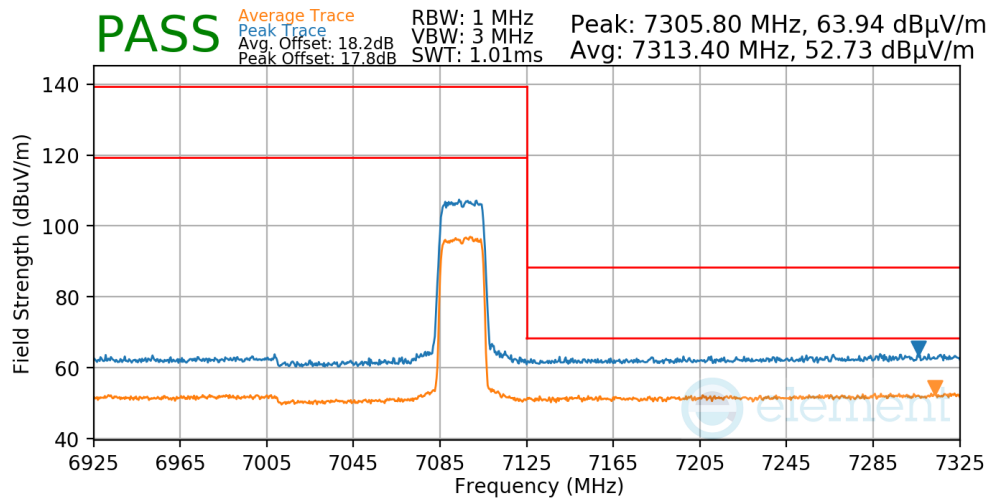
Worst Case Mode: 802.11ax
 Worst Case Transfer Rate: MCS2
 Distance of Measurements: 3 Meters
 Operating Frequency: 7095MHz
 Channel: 229



Plot 7-724. SDM Radiated Upper Band Edge (Peak/Average – UNII Band 8)

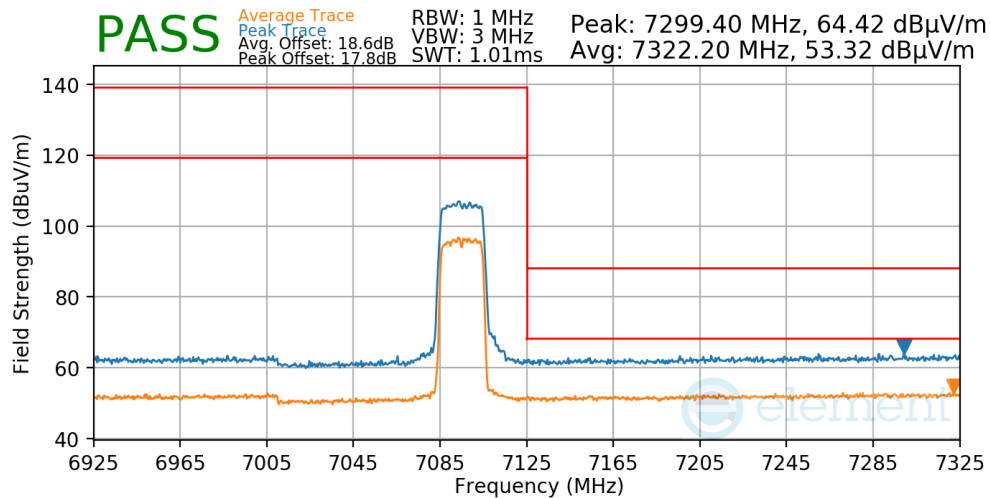
FCC ID: BCGA2764 IC: 579C-A2764	 MEASUREMENT REPORT (CERTIFICATION)		Approved by: Technical Manager
Test Report S/N: 1C2205090028-21-R2.BCG	Test Dates: 5/30/2022 - 9/16/2022	EUT Type: Tablet Device	Page 261 of 282

Worst Case Mode: 802.11ax
Worst Case Transfer Rate: MCS4
Distance of Measurements: 3 Meters
Operating Frequency: 7095MHz
Channel: 229



Plot 7-725. SDM Radiated Upper Band Edge (Peak/Average – UNII Band 8)

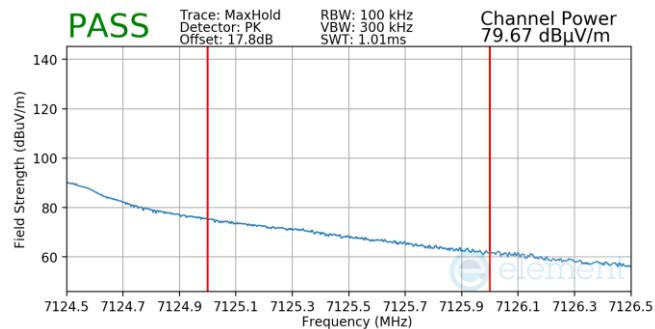
Worst Case Mode: 802.11ax
Worst Case Transfer Rate: MCS11
Distance of Measurements: 3 Meters
Operating Frequency: 7095MHz
Channel: 229



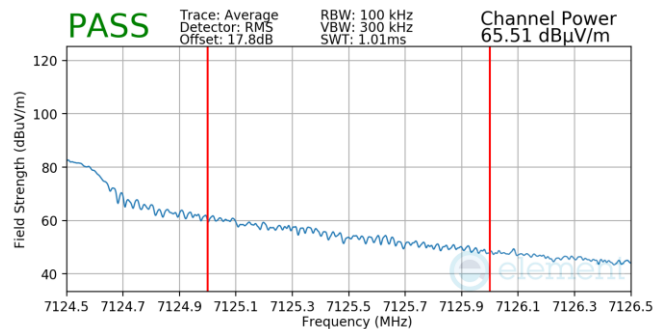
Plot 7-726. SDM Radiated Upper Band Edge (Peak/Average – UNII Band 8)

FCC ID: BCGA2764 IC: 579C-A2764		MEASUREMENT REPORT (CERTIFICATION)	Approved by: Technical Manager
Test Report S/N: 1C2205090028-21-R2.BCG	Test Dates: 5/30/2022 - 9/16/2022	EUT Type: Tablet Device	Page 262 of 282

Worst Case Mode: 802.11ax
Worst Case Transfer Rate: MCS2
Distance of Measurements: 3 Meters
Operating Frequency: 7115MHz
Channel: 233

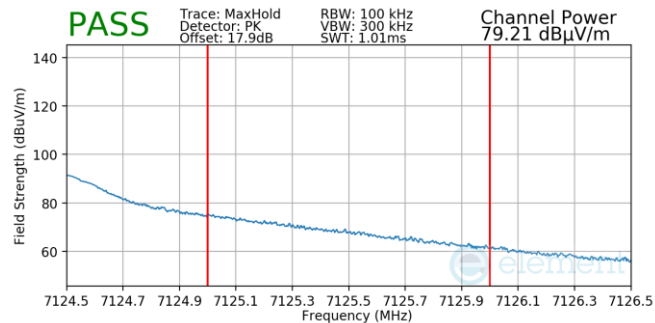


Plot 7-727. SDM Radiated Lower Band Edge (Peak – UNII Band 8)

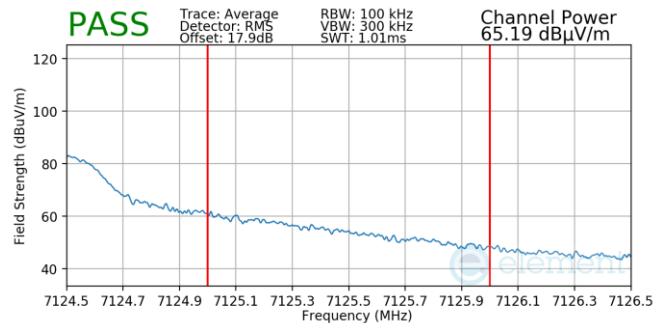


Plot 7-728. SDM Radiated Lower Band Edge (Average – UNII Band 8)

Worst Case Mode: 802.11ax
Worst Case Transfer Rate: MCS4
Distance of Measurements: 3 Meters
Operating Frequency: 7115MHz
Channel: 233



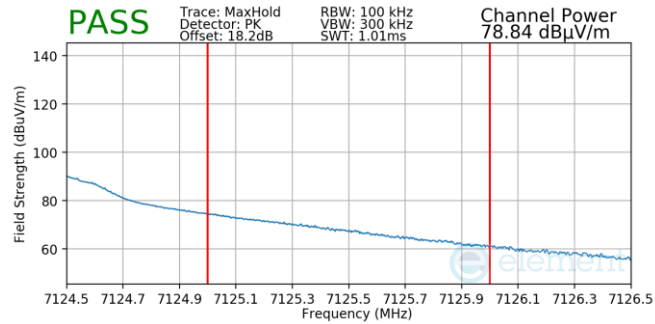
Plot 7-729. SDM Radiated Lower Band Edge (Peak – UNII Band 8)



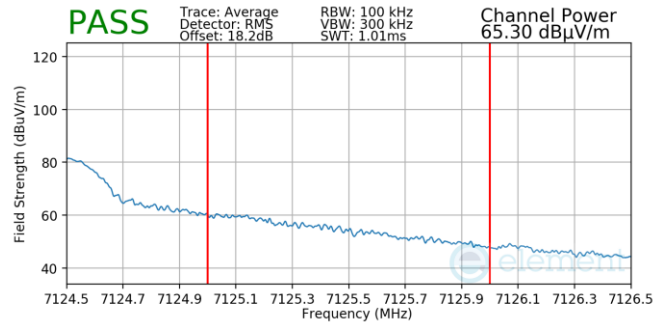
Plot 7-730. SDM Radiated Lower Band Edge (Average – UNII Band 8)

FCC ID: BCGA2764 IC: 579C-A2764	 MEASUREMENT REPORT (CERTIFICATION)		Approved by: Technical Manager
Test Report S/N: 1C2205090028-21-R2.BCG	Test Dates: 5/30/2022 - 9/16/2022	EUT Type: Tablet Device	Page 263 of 282

Worst Case Mode:	802.11ax
Worst Case Transfer Rate:	MCS11
Distance of Measurements:	3 Meters
Operating Frequency:	7115MHz
Channel:	233



Plot 7-731. SDM Radiated Lower Band Edge (Peak – UNII Band 8)



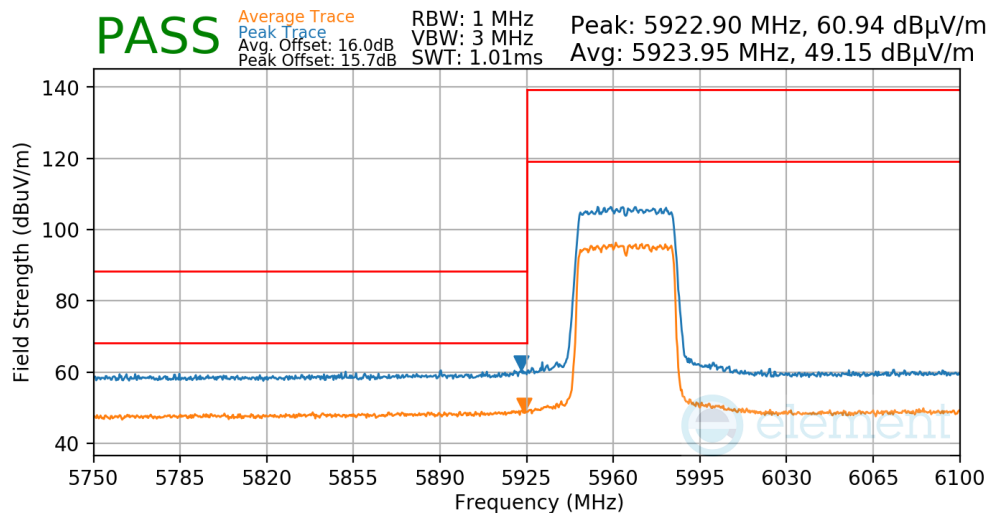
Plot 7-732. SDM Radiated Lower Band Edge (Average – UNII Band 8)

FCC ID: BCGA2764 IC: 579C-A2764	 MEASUREMENT REPORT (CERTIFICATION)		Approved by: Technical Manager
Test Report S/N: 1C2205090028-21-R2.BCG	Test Dates: 5/30/2022 - 9/16/2022	EUT Type: Tablet Device	Page 264 of 282

7.7.13 SDM Radiated Band Edge Measurements (40MHz BW)

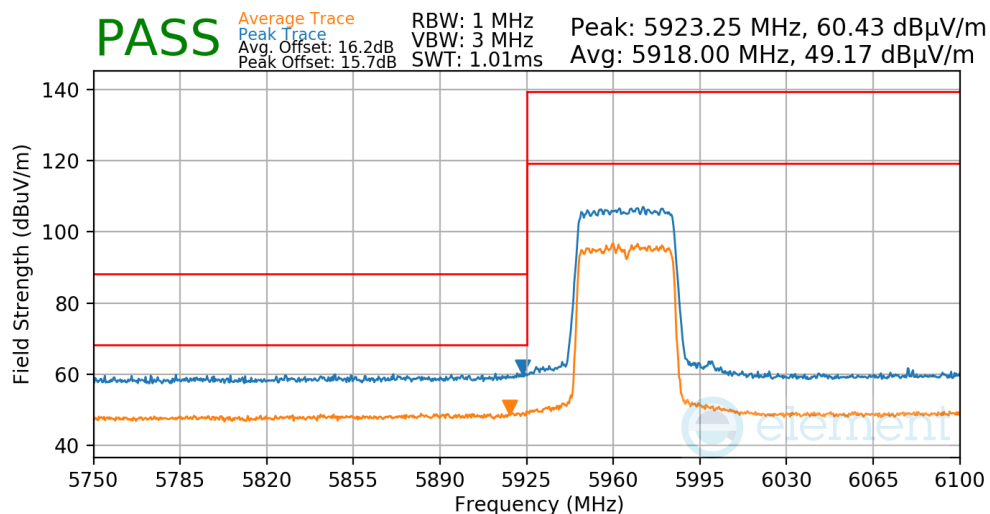
§15.407(b.1)(b.2) §15.205 §15.209; RSS-Gen [8.9]

Worst Case Mode:	802.11ax
Worst Case Transfer Rate:	MCS2
Distance of Measurements:	3 Meters
Operating Frequency:	5965MHz
Channel:	3



Plot 7-733. SDM Radiated Lower Band Edge (Peak & Average – UNII Band 5)

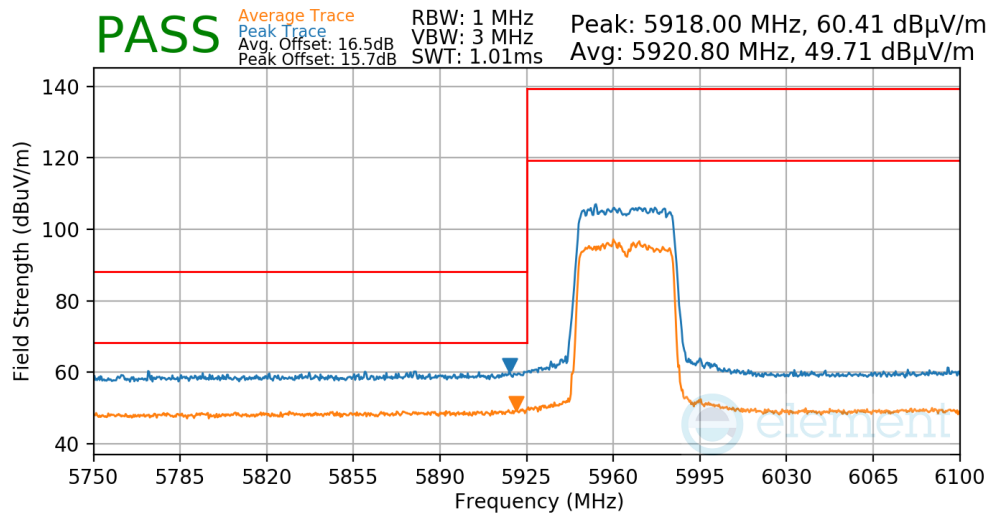
Worst Case Mode:	802.11ax
Worst Case Transfer Rate:	MCS4
Distance of Measurements:	3 Meters
Operating Frequency:	5965MHz
Channel:	3



Plot 7-734. SDM Radiated Lower Band Edge (Peak & Average – UNII Band 5)

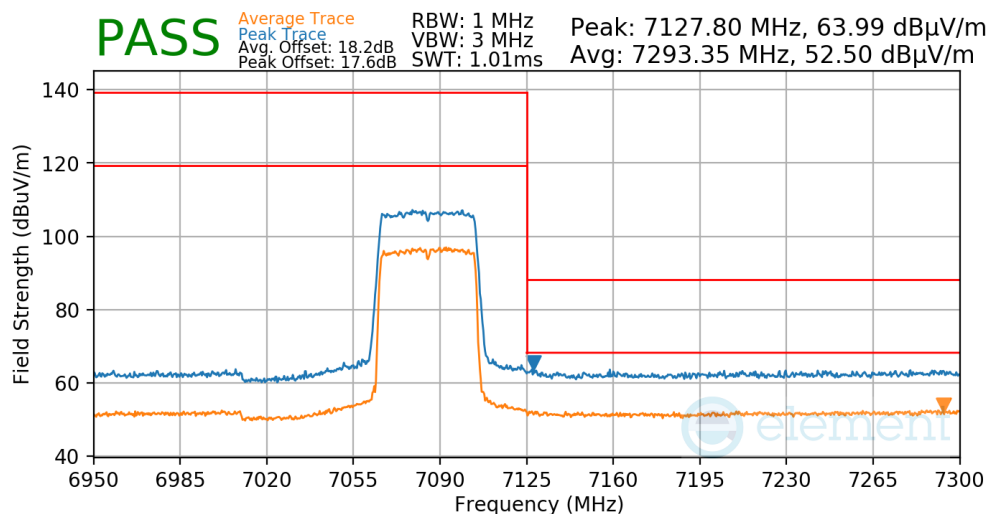
FCC ID: BCGA2764 IC: 579C-A2764		MEASUREMENT REPORT (CERTIFICATION)	Approved by: Technical Manager
Test Report S/N: 1C2205090028-21-R2.BCG	Test Dates: 5/30/2022 - 9/16/2022	EUT Type: Tablet Device	Page 265 of 282

Worst Case Mode: 802.11ax
 Worst Case Transfer Rate: MCS11
 Distance of Measurements: 3 Meters
 Operating Frequency: 5965MHz
 Channel: 3



Plot 7-735. SDM Radiated Lower Band Edge (Peak & Average – UNII Band 5)

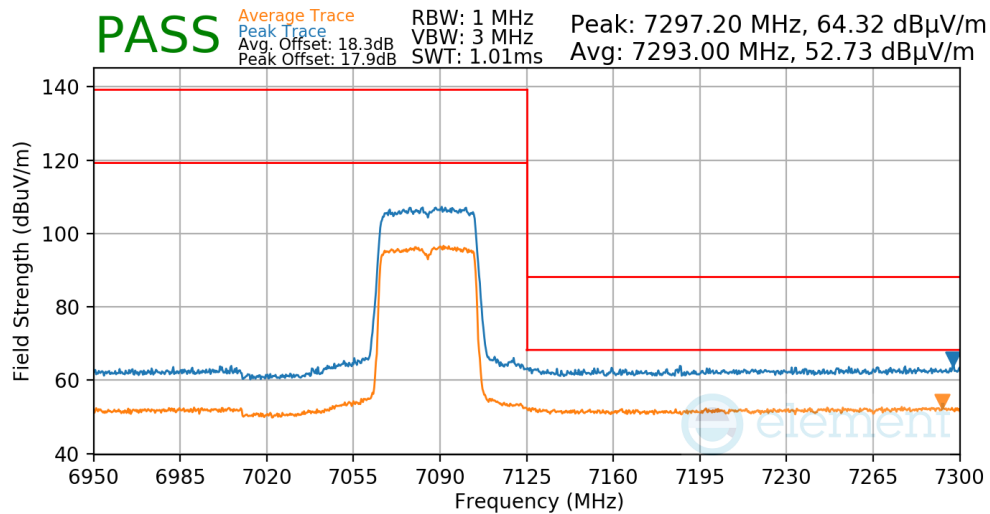
Worst Case Mode: 802.11ax
 Worst Case Transfer Rate: MCS2
 Distance of Measurements: 3 Meters
 Operating Frequency: 7085MHz
 Channel: 227



Plot 7-736. SDM Radiated Upper Band Edge (Peak & Average – UNII Band 8)

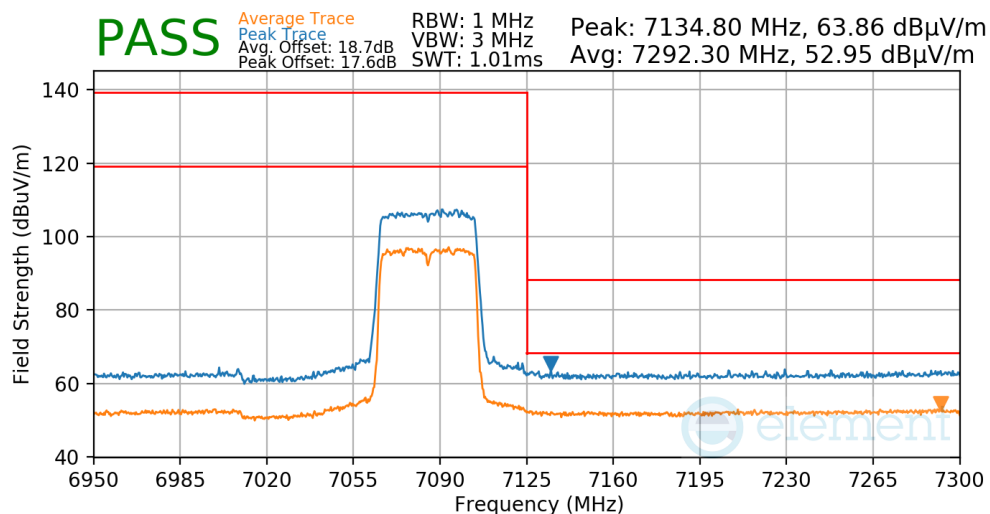
FCC ID: BCGA2764 IC: 579C-A2764		MEASUREMENT REPORT (CERTIFICATION)	Approved by: Technical Manager
Test Report S/N: 1C2205090028-21-R2.BCG	Test Dates: 5/30/2022 - 9/16/2022	EUT Type: Tablet Device	Page 266 of 282

Worst Case Mode: 802.11ax
Worst Case Transfer Rate: MCS4
Distance of Measurements: 3 Meters
Operating Frequency: 7085MHz
Channel: 227



Plot 7-737. SDM Radiated Upper Band Edge (Peak & Average – UNII Band 8)

Worst Case Mode: 802.11ax
Worst Case Transfer Rate: MCS11
Distance of Measurements: 3 Meters
Operating Frequency: 7085MHz
Channel: 227



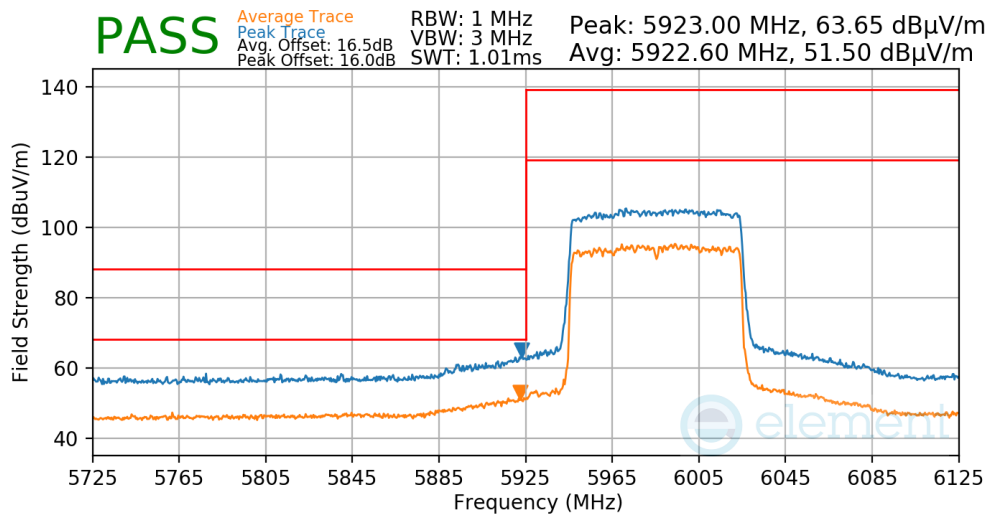
Plot 7-738. SDM Radiated Upper Band Edge (Peak & Average – UNII Band 8)

FCC ID: BCGA2764 IC: 579C-A2764		MEASUREMENT REPORT (CERTIFICATION)	Approved by: Technical Manager
Test Report S/N: 1C2205090028-21-R2.BCG	Test Dates: 5/30/2022 - 9/16/2022	EUT Type: Tablet Device	Page 267 of 282

7.7.14 SDM Radiated Band Edge Measurements (80MHz BW)

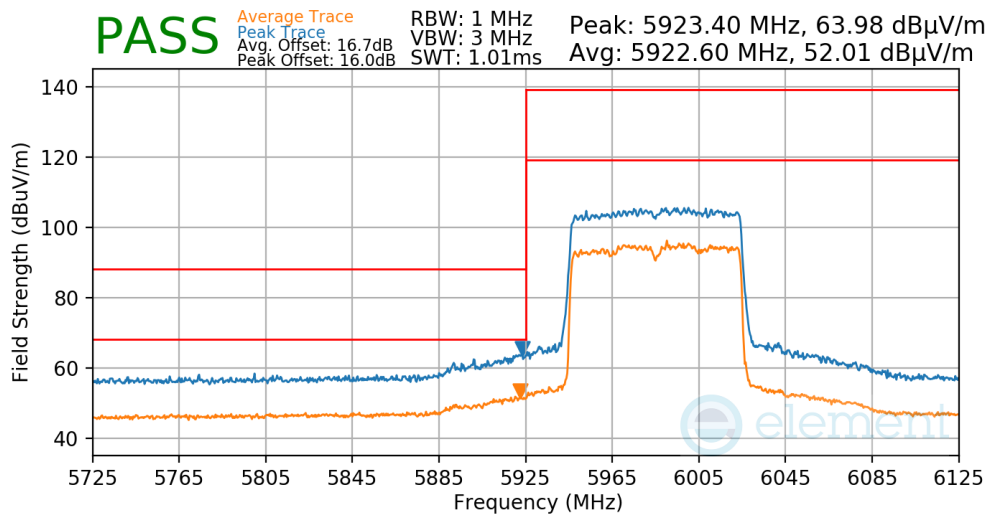
§15.407(b.1)(b.2) §15.205 §15.209; RSS-Gen [8.9]

Worst Case Mode:	802.11ax
Worst Case Transfer Rate:	MCS2
Distance of Measurements:	3 Meters
Operating Frequency:	5985MHz
Channel:	7



Plot 7-739. SDM Radiated Lower Band Edge (Peak & Average – UNII Band 5)

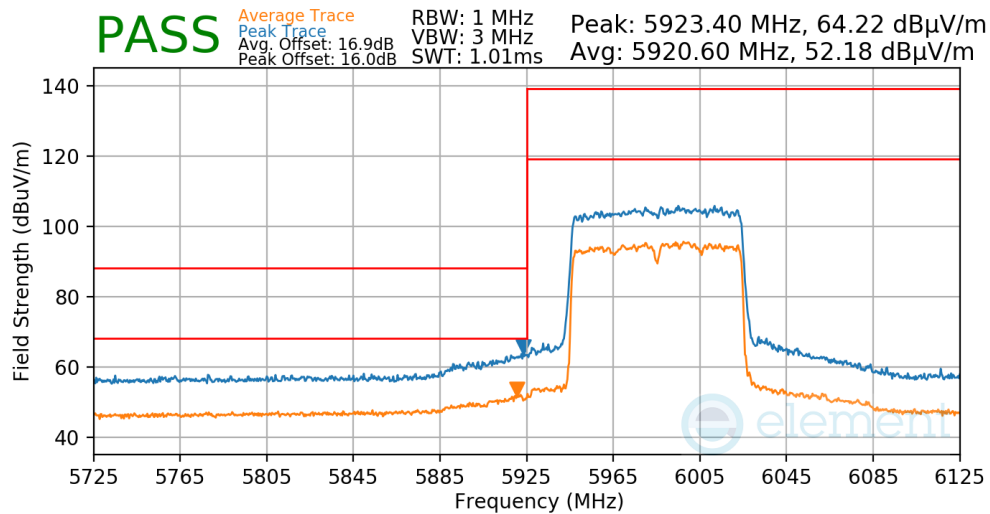
Worst Case Mode:	802.11ax
Worst Case Transfer Rate:	MCS4
Distance of Measurements:	3 Meters
Operating Frequency:	5985MHz
Channel:	7



Plot 7-740. SDM Radiated Lower Band Edge (Peak & Average – UNII Band 5)

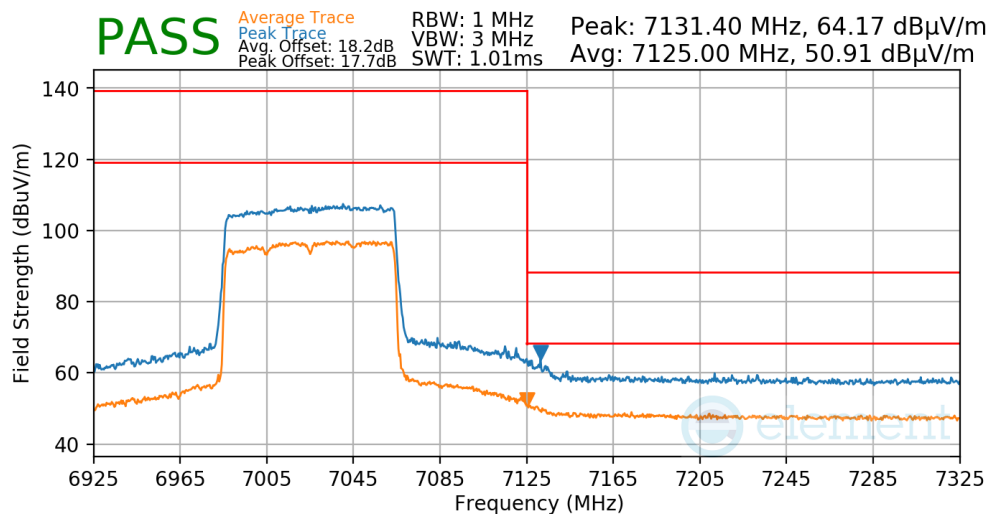
FCC ID: BCGA2764 IC: 579C-A2764		MEASUREMENT REPORT (CERTIFICATION)	Approved by: Technical Manager
Test Report S/N: 1C2205090028-21-R2.BCG	Test Dates: 5/30/2022 - 9/16/2022	EUT Type: Tablet Device	Page 268 of 282

Worst Case Mode: 802.11ax
Worst Case Transfer Rate: MCS11
Distance of Measurements: 3 Meters
Operating Frequency: 5985MHz
Channel: 7



Plot 7-741. SDM Radiated Lower Band Edge (Peak & Average – UNII Band 5)

Worst Case Mode: 802.11ax
Worst Case Transfer Rate: MCS2
Distance of Measurements: 3 Meters
Operating Frequency: 7025MHz
Channel: 215



Plot 7-742. SDM Radiated Upper Band Edge (Peak & Average – UNII Band 8)

FCC ID: BCGA2764 IC: 579C-A2764		MEASUREMENT REPORT (CERTIFICATION)	Approved by: Technical Manager
Test Report S/N: 1C2205090028-21-R2.BCG	Test Dates: 5/30/2022 - 9/16/2022	EUT Type: Tablet Device	Page 269 of 282