| Mode | 27 | |
|---|---|---|
| | Band Edge - L | |
| | U-NII-2C_5.47-5.725_802.11ax HE80_CH106_Full RU_5530MHz | |
| ANT | 8+6 | |
| Pol. | Vertical | Fundamental |
| Peak | 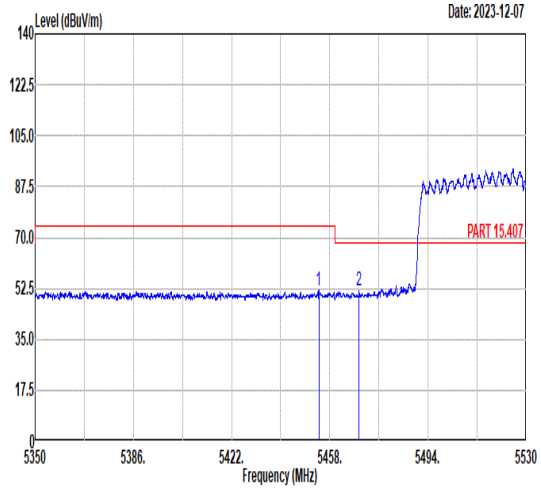 <br>Freq Level Limit Line Margin (dB) Read Level Ant Factor Cable Loss Preamp Factor APos TPos Remark<br>MHz dBuV/m dBuV/m dBuV dB/m dB dB cm deg<br>1 5453.97 51.73 74.00 -22.27 37.98 34.81 11.10 32.16 400 190 PEAK<br>2 5468.71 51.63 68.30 -16.67 37.84 34.81 11.16 32.18 400 190 PEAK | 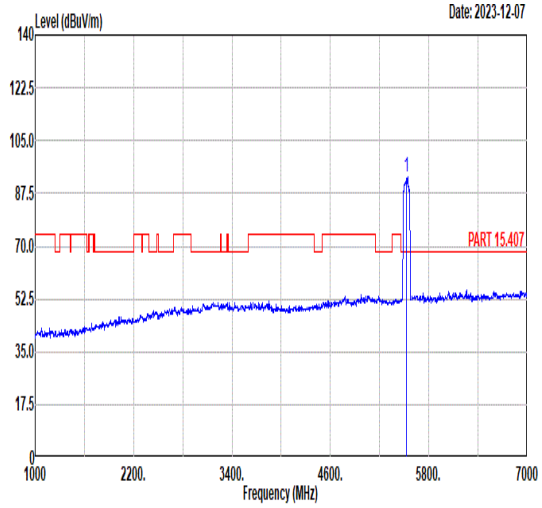 <br>Freq Level Limit Line Margin (dB) Read Level Ant Factor Cable Loss Preamp Factor APos TPos Remark<br>MHz dBuV/m dBuV/m dBuV dB/m dB dB cm deg<br>1 5530.00 93.13 ------ ------ 79.04 34.86 11.47 32.24 400 190 PEAK |
| Avg | 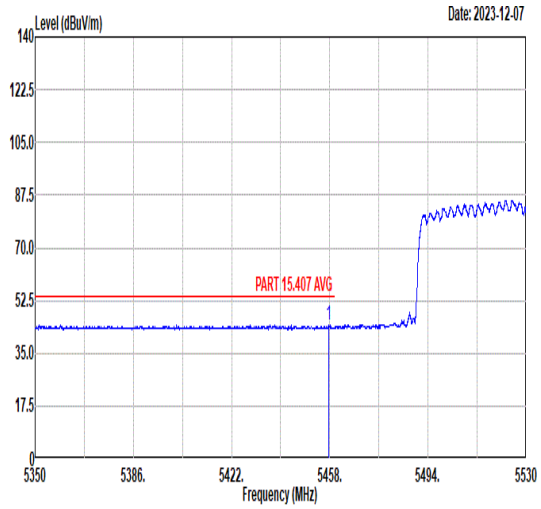 <br>Freq Level Limit Line Margin (dB) Read Level Ant Factor Cable Loss Preamp Factor APos TPos Remark<br>MHz dBuV/m dBuV/m dBuV dB/m dB dB cm deg<br>1 5457.55 44.47 54.00 -9.53 30.71 34.81 11.11 32.16 400 190 AVERAGE | 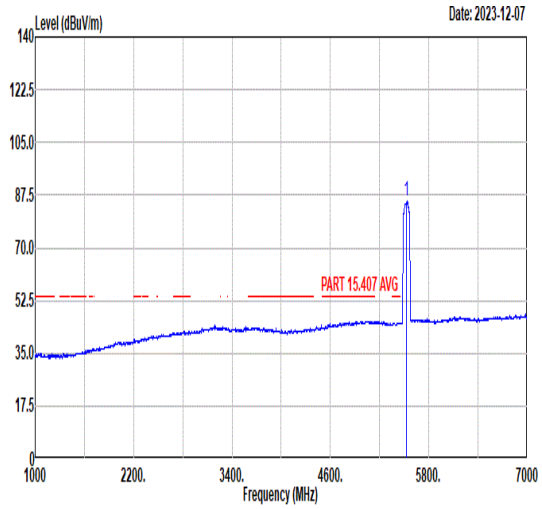 <br>Freq Level Limit Line Margin (dB) Read Level Ant Factor Cable Loss Preamp Factor APos TPos Remark<br>MHz dBuV/m dBuV/m dBuV dB/m dB dB cm deg<br>1 5530.00 85.36 ------ ------ 71.29 34.86 11.45 32.24 400 190 AVERAGE |

| Mode | 27 | |
|---|---|---|
| | Band Edge - R | |
| | U-NII-2C_5.47-5.725_802.11ax HE80_CH106_Full RU_5530MHz | |
| ANT | 8+6 | |
| Pol. | Vertical | Fundamental |
| Peak | 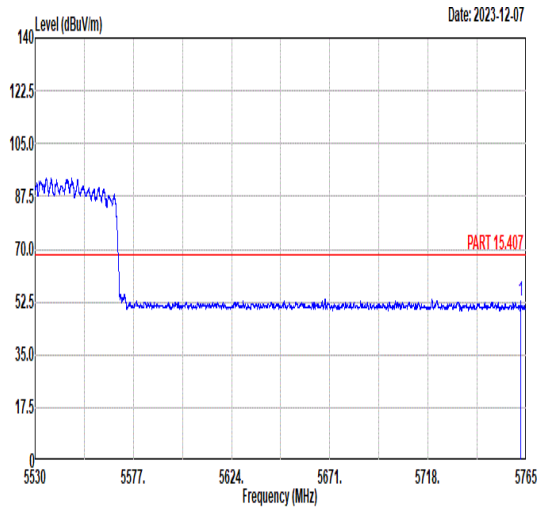 <br>Freq Level Limit Line Margin (dB) Read Level Ant Factor Cable Loss Preamp Factor APos TPos Remark<br>MHz dBuV/m dBuV/m dBuV dB/m dB dB cm deg<br>1 5762.32 52.65 68.30 -15.65 38.26 35.17 11.64 32.42 400 190 PEAK | Blank |

| Mode | 28 | |
|---|---|---|
| | Band Edge - L | |
| | U-NII-2C_5.47-5.725_802.11ax HE80_CH122_Full RU_5610MHz | |
| ANT | 8+6 | |
| Pol. | Horizontal | Fundamental |
| Peak | 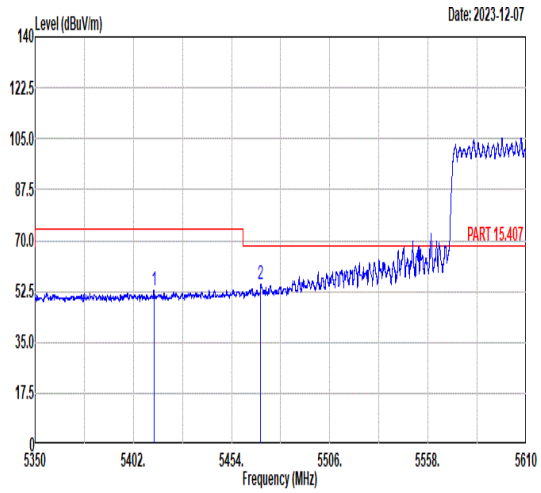 <br>Freq Level Limit Line Margin (dB) Read Level Ant Factor Cable Loss Preamp Factor APos TPos Remark<br>MHz dBuV/m dBuV/m dBuV dB/m dB dB cm deg<br>1 5413.05 53.07 74.00 -20.93 39.43 34.82 10.93 32.11 100 298 PEAK<br>2 5469.47 54.81 68.30 -13.49 41.02 34.81 11.16 32.18 100 298 PEAK | 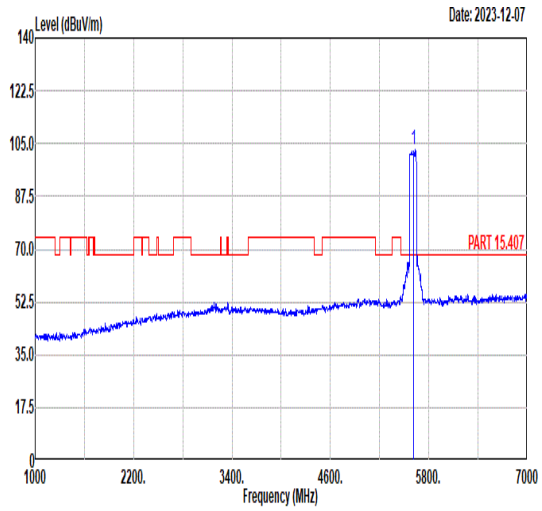 <br>Freq Level Limit Line Margin (dB) Read Level Ant Factor Cable Loss Preamp Factor APos TPos Remark<br>MHz dBuV/m dBuV/m dBuV dB/m dB dB cm deg<br>1 5610.00 103.14 ------ ------ 88.78 34.99 11.69 32.32 100 298 PEAK |
| Avg | 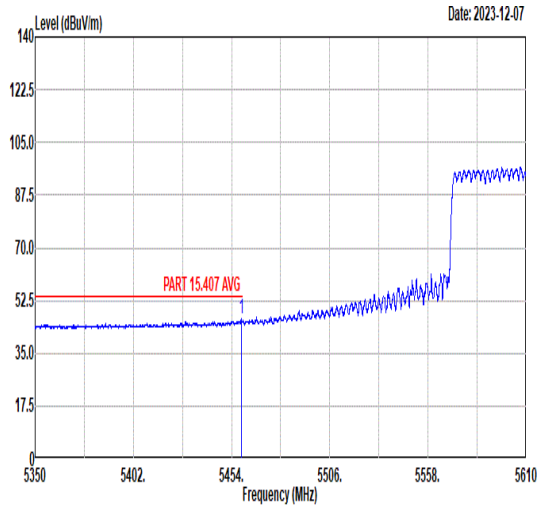 <br>Freq Level Limit Line Margin (dB) Read Level Ant Factor Cable Loss Preamp Factor APos TPos Remark<br>MHz dBuV/m dBuV/m dBuV dB/m dB dB cm deg<br>1 5459.10 46.43 54.00 -7.57 32.66 34.81 11.12 32.16 100 298 AVERAGE | 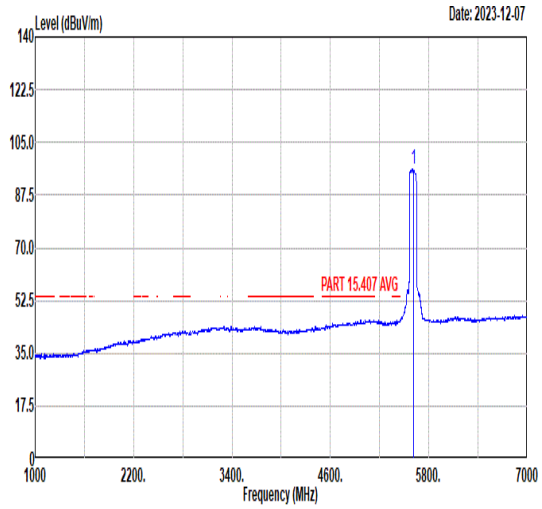 <br>Freq Level Limit Line Margin (dB) Read Level Ant Factor Cable Loss Preamp Factor APos TPos Remark<br>MHz dBuV/m dBuV/m dBuV dB/m dB dB cm deg<br>1 5610.00 96.39 ------ ------ 82.04 34.94 11.70 32.29 100 298 AVERAGE |

| Mode | 28 | |
|---|---|---|
| | Band Edge - R | |
| | U-NII-2C_5.47-5.725_802.11ax HE80_CH122_Full RU_5610MHz | |
| ANT | 8+6 | |
| Pol. | Horizontal | Fundamental |
| Peak | 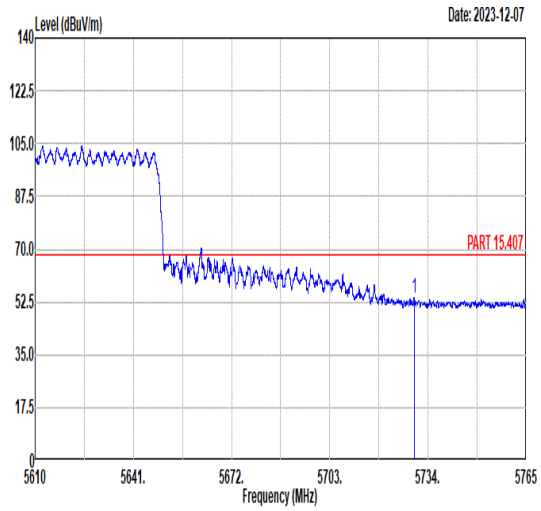 <br>Freq Level Limit Line Margin (dB) Read Level Ant Factor Cable Loss Preamp Factor APos TPos Remark<br>MHz dBuV/m dBuV/m dBuV dB/m dB dB cm deg<br>1 5729.74 53.98 68.30 -14.32 39.60 35.12 11.65 32.39 100 298 PEAK | Blank |

| Mode | 28 | |
|---|---|---|
| | Band Edge - L | |
| | U-NII-2C_5.47-5.725_802.11ax HE80_CH122_Full RU_5610MHz | |
| ANT | 8+6 | |
| Pol. | Vertical | Fundamental |
| Peak | 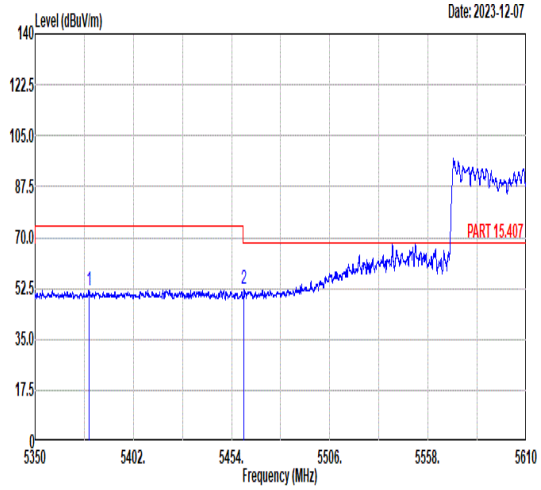 <br>Freq Level Limit Line Margin (dB) Read Level Ant Factor Cable Loss Preamp Factor APos TPos Remark<br>MHz dBuV/m dBuV/m dBuV dB/m dB dB cm deg<br>1 5378.47 52.03 74.00 -21.97 38.35 34.82 10.92 32.06 400 190 PEAK<br>2 5460.63 52.13 68.30 -16.17 38.37 34.81 11.12 32.17 400 190 PEAK | 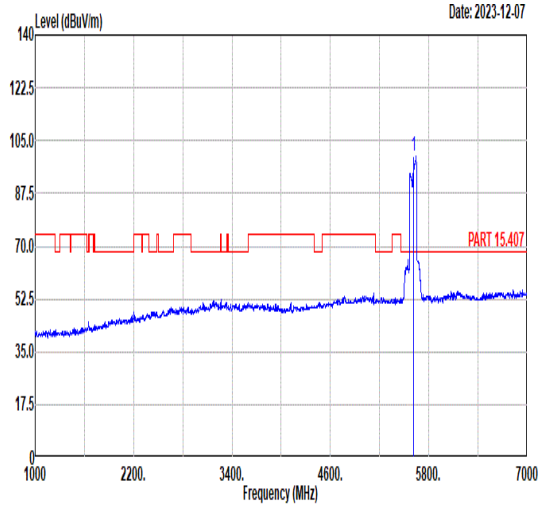 <br>Freq Level Limit Line Margin (dB) Read Level Ant Factor Cable Loss Preamp Factor APos TPos Remark<br>MHz dBuV/m dBuV/m dBuV dB/m dB dB cm deg<br>1 5610.00 99.65 ------ ------ 85.28 35.01 11.69 32.33 400 190 PEAK |
| Avg | 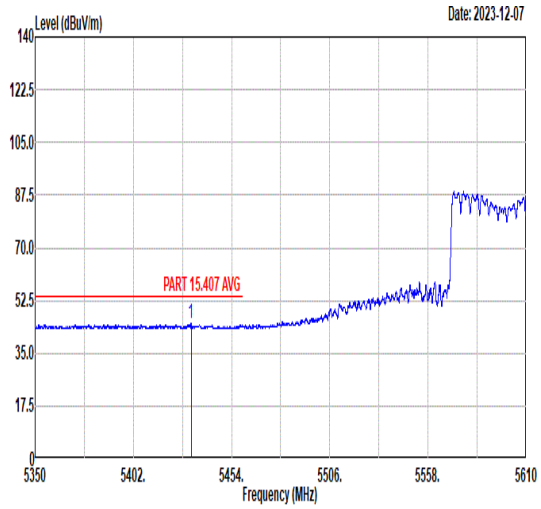 <br>Freq Level Limit Line Margin (dB) Read Level Ant Factor Cable Loss Preamp Factor APos TPos Remark<br>MHz dBuV/m dBuV/m dBuV dB/m dB dB cm deg<br>1 5432.55 44.78 54.00 -9.22 31.09 34.81 11.01 32.13 400 190 AVERAGE | 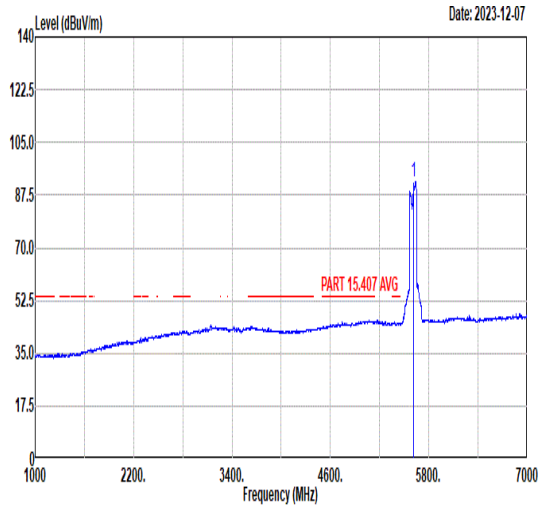 <br>Freq Level Limit Line Margin (dB) Read Level Ant Factor Cable Loss Preamp Factor APos TPos Remark<br>MHz dBuV/m dBuV/m dBuV dB/m dB dB cm deg<br>1 5610.00 91.88 ------ ------ 77.52 34.99 11.69 32.32 400 190 AVERAGE |

| | | |
|---|---|---|
| Mode | 28 | |
| | Band Edge - R | |
| | U-NII-2C_5.47-5.725_802.11ax HE80_CH122_Full RU_5610MHz | |
| ANT | 8+6 | |
| Pol. | Vertical | Fundamental |
| Peak | 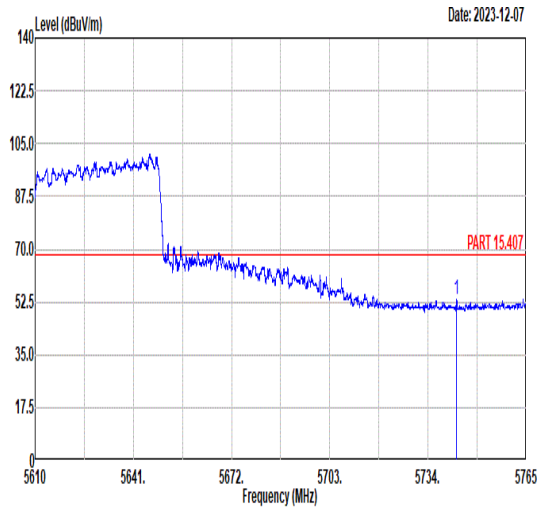 <br>Freq Level Limit Line Margin (dB) Read Level Ant Factor Cable Loss Preamp Factor APos TPos Remark<br>MHz dBuV/m dBuV/m dBuV dB/m dB dB cm deg<br>1 5743.07 53.56 68.30 -14.74 39.18 35.14 11.64 32.40 400 190 PEAK | Blank |

| Mode | 29 | |
|---|---|---|
| | Band Edge | |
| | U-NII-3_5.725-5.85_802.11a_CH149_5745MHz | |
| ANT | 8+6 | |
| Pol. | Horizontal | Fundamental |
| Peak | 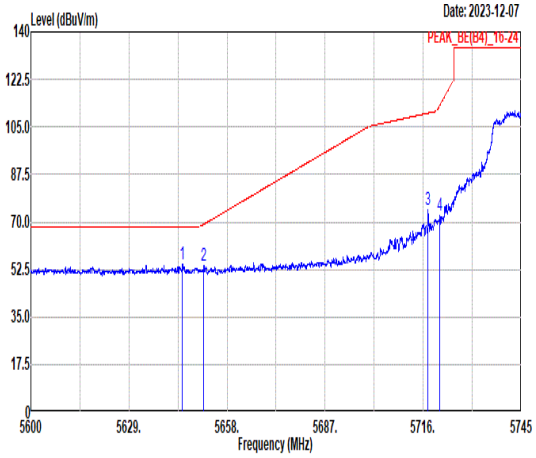 <br>Freq Level Limit Line Margin Read Level Ant Factor Cable Loss Preamp Factor APos TPos Remark<br>MHz dBuV/m dBuV/m dB dBuV dB/m dB dB cm deg<br>1 5644.78 54.30 68.30 -14.00 39.93 35.00 11.69 32.32 171 40 PEAK<br>2 5651.11 54.00 69.12 -15.12 39.63 35.01 11.69 32.33 171 40 PEAK<br>3 5717.39 74.69 110.07 -35.38 60.31 35.10 11.66 32.38 171 40 PEAK<br>4 5720.86 72.36 112.76 -40.40 57.97 35.11 11.66 32.38 171 40 PEAK | 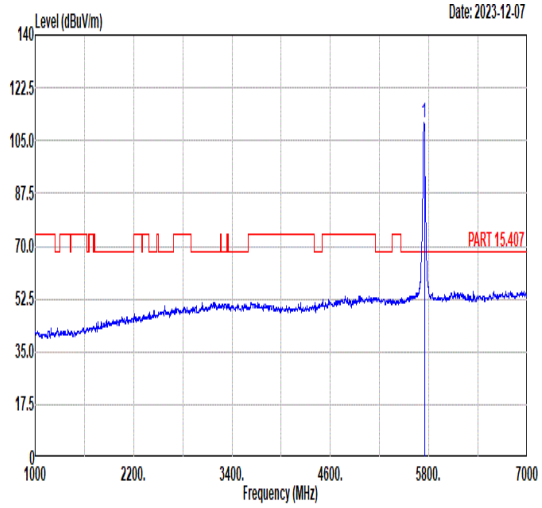 <br>Freq Level Limit Line Margin Read Level Ant Factor Cable Loss Preamp Factor APos TPos Remark<br>MHz dBuV/m dBuV/m dB dBuV dB/m dB dB cm deg<br>1 5745.00 110.90 ------ ------ 96.52 35.14 11.64 32.40 171 40 PEAK |
| Avg | Blank | 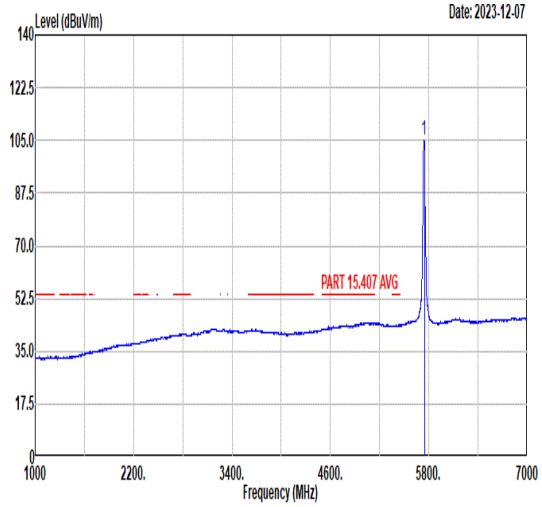 <br>Freq Level Limit Line Margin Read Level Ant Factor Cable Loss Preamp Factor APos TPos Remark<br>MHz dBuV/m dBuV/m dB dBuV dB/m dB dB cm deg<br>1 5745.00 104.90 ------ ------ 90.52 35.14 11.64 32.40 171 40 AVERAGE |

| Mode | 29 | |
|---|---|---|
| | Band Edge | |
| | U-NII-3_5.725-5.85_802.11a_CH149_5745MHz | |
| ANT | 8+6 | |
| Pol. | Vertical | Fundamental |
| Peak | 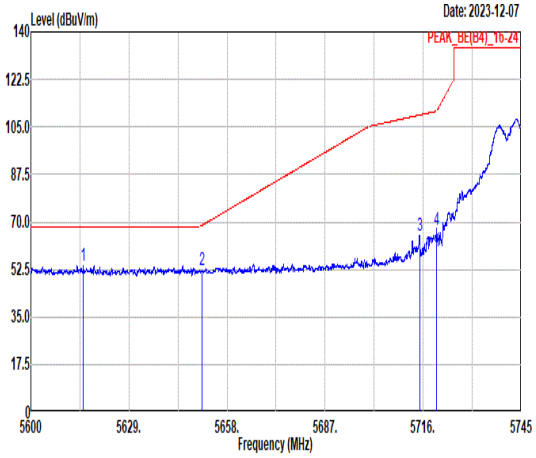 <br>Freq Level Limit Line Margin Read Level Ant Factor Cable Loss Preamp Factor APos TPos Remark<br>MHz dBuV/m dBuV/m dB dBuV dB/m dB dB cm deg<br>1 5615.44 53.92 68.30 -14.38 39.56 34.96 11.70 32.30 184 302 PEAK<br>2 5650.53 52.37 68.70 -16.33 38.00 35.01 11.69 32.33 184 302 PEAK<br>3 5714.91 65.15 109.38 -44.23 50.76 35.11 11.66 32.38 184 302 PEAK<br>4 5720.00 67.31 110.80 -43.49 52.92 35.11 11.66 32.38 184 302 PEAK | 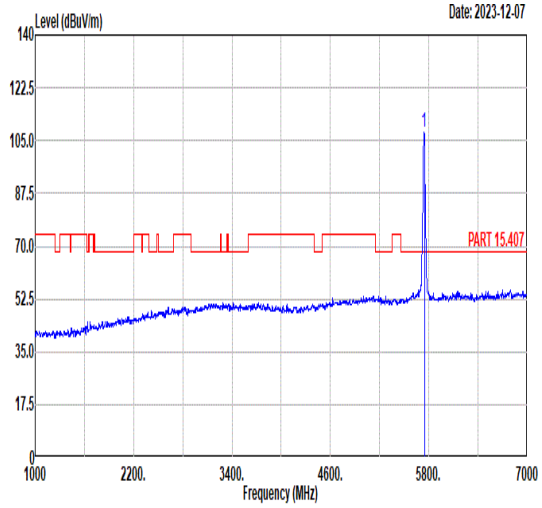 <br>Freq Level Limit Line Margin Read Level Ant Factor Cable Loss Preamp Factor APos TPos Remark<br>MHz dBuV/m dBuV/m dB dBuV dB/m dB dB cm deg<br>1 5745.00 107.63 ------ ------ 93.25 35.14 11.64 32.40 184 302 PEAK |
| Avg | Blank | 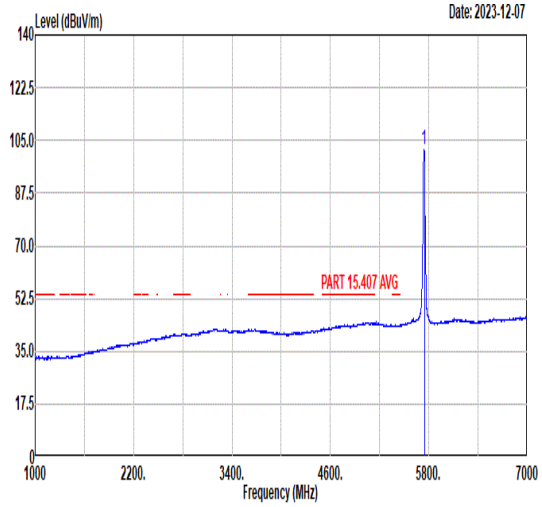 <br>Freq Level Limit Line Margin Read Level Ant Factor Cable Loss Preamp Factor APos TPos Remark<br>MHz dBuV/m dBuV/m dB dBuV dB/m dB dB cm deg<br>1 5745.00 101.72 ------ ------ 87.34 35.14 11.64 32.40 184 302 AVERAGE |

| Mode | 29 | |
|---|---|---|
| | Harmonic | |
| | U-NII-3_5.725-5.85_802.11a_CH149_5745MHz | |
| ANT | 8+6 | |
| Pol. | Horizontal | Vertical |
| Peak<br>Avg | 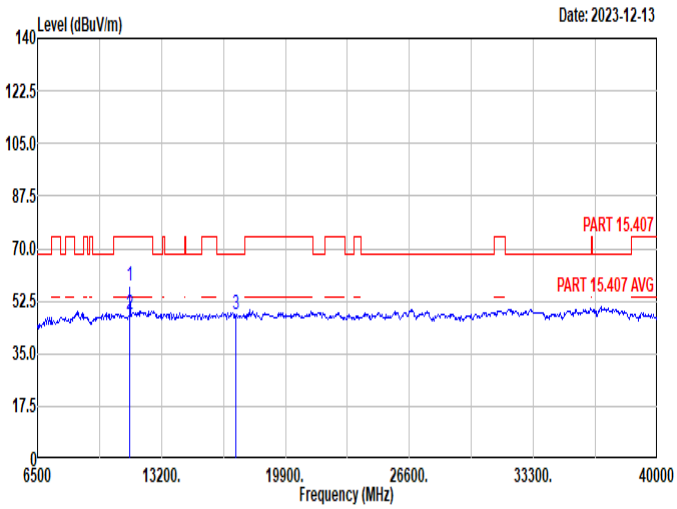 <br><br>Freq Level Limit Line Margin Read Level Ant Factor Cable Loss Preamp Factor APos TPos Remark<br>MHz dBuV/m dBuV/m dB dBuV dB/m dB dB cm deg<br>1 11490.00 57.63 74.00 -16.37 53.71 39.79 14.83 50.70 100 345 Peak<br>2 11490.00 47.88 54.00 -6.12 43.96 39.79 14.83 50.70 100 345 Average<br>3 17235.00 48.01 68.30 -20.29 39.96 42.41 17.57 51.93 -- -- Peak | 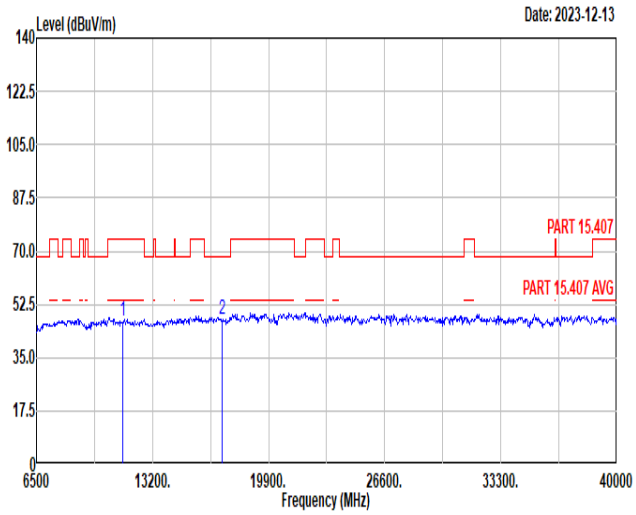 <br><br>Freq Level Limit Line Margin Read Level Ant Factor Cable Loss Preamp Factor APos TPos Remark<br>MHz dBuV/m dBuV/m dB dBuV dB/m dB dB cm deg<br>1 11490.00 47.08 74.00 -26.92 43.16 39.79 14.83 50.70 -- -- Peak<br>2 17235.00 47.65 68.30 -20.65 39.60 42.41 17.57 51.93 -- -- Peak |

| Mode | 30 | |
|---|---|---|
| | Harmonic | |
| | U-NII-3_5.725-5.85_802.11a_CH157_5785MHz | |
| ANT | 8+6 | |
| Pol. | Horizontal | Vertical |
| Peak<br>Avg | 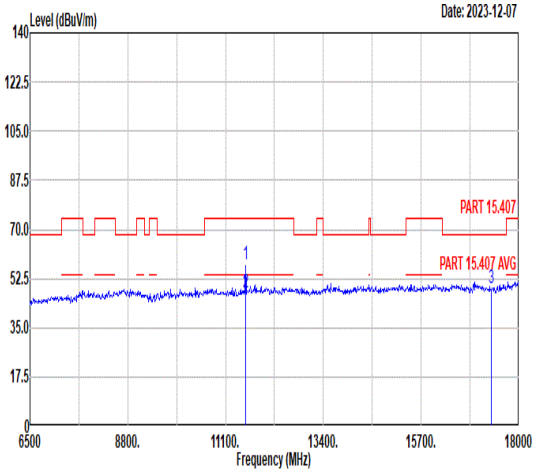 <br><br>Freq Level Limit Line Margin Read Level Ant Factor Cable Loss Preamp Factor APos TPos Remark<br>MHz dBuV/m dBuV/m dB dBuV dB/m dB dB cm deg<br>1 11570.00 57.40 74.00 -16.60 53.32 39.86 14.88 50.66 100 347 Peak<br>2 11570.00 47.65 54.00 -6.35 43.57 39.86 14.88 50.66 100 347 Average<br>3 17355.00 49.24 68.30 -19.06 41.33 42.36 17.60 52.05 -- -- Peak | 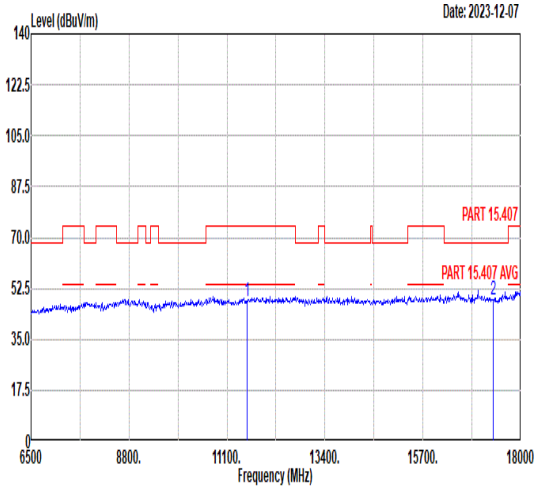 <br><br>Freq Level Limit Line Margin Read Level Ant Factor Cable Loss Preamp Factor APos TPos Remark<br>MHz dBuV/m dBuV/m dB dBuV dB/m dB dB cm deg<br>1 11570.00 47.85 74.00 -26.15 43.77 39.86 14.88 50.66 -- -- Peak<br>2 17355.00 48.84 68.30 -19.46 40.93 42.36 17.60 52.05 -- -- Peak |

| Mode | 31 | |
|---|---|---|
| | Band Edge | |
| | U-NII-3_5.725-5.85_802.11a_CH165_5825MHz | |
| ANT | 8+6 | |
| Pol. | Horizontal | Fundamental |
| Peak | 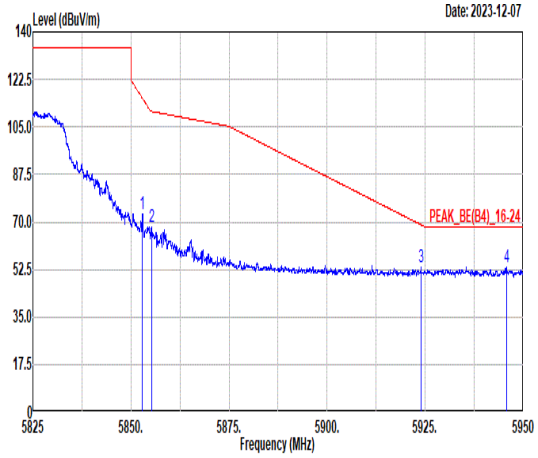 <br>Freq Level Limit Line Margin (dB) Read Level Ant Factor Cable Loss Preamp Factor APos TPos Remark<br>MHz dBuV/m dBuV/m dBuV dB/m dB dB cm deg<br>1 5852.94 72.83 115.50 -42.67 58.50 35.29 11.53 32.49 154 34 PEAK<br>2 5855.33 68.11 110.71 -42.60 53.78 35.30 11.52 32.49 154 34 PEAK<br>3 5923.94 53.16 68.98 -15.82 38.90 35.39 11.41 32.54 154 34 PEAK<br>4 5945.69 53.58 68.30 -14.72 39.35 35.42 11.37 32.56 154 34 PEAK | 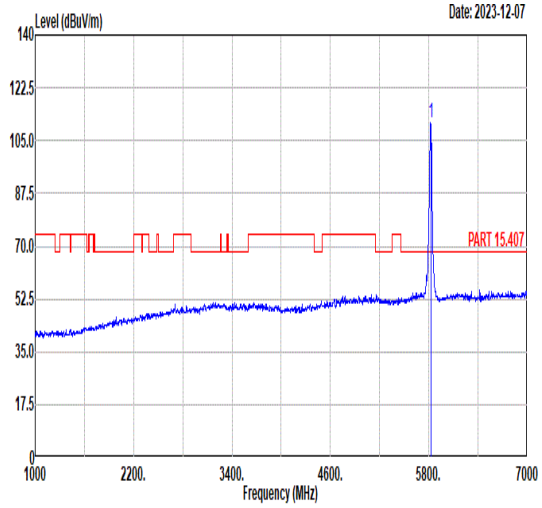 <br>Freq Level Limit Line Margin (dB) Read Level Ant Factor Cable Loss Preamp Factor APos TPos Remark<br>MHz dBuV/m dBuV/m dBuV dB/m dB dB cm deg<br>1 5825.00 110.86 ------ ------ 96.49 35.25 11.58 32.46 154 34 PEAK |
| Avg | Blank | 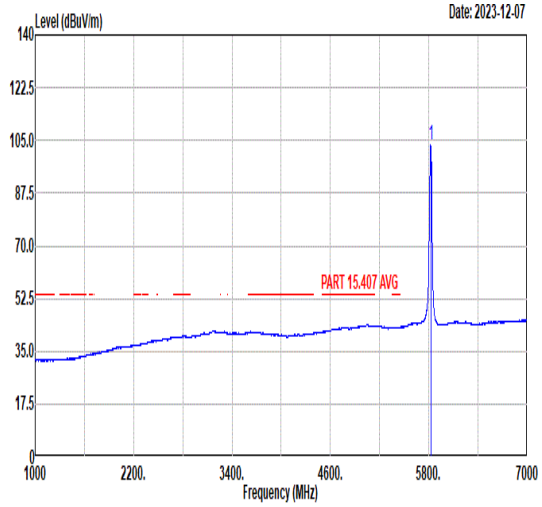 <br>Freq Level Limit Line Margin (dB) Read Level Ant Factor Cable Loss Preamp Factor APos TPos Remark<br>MHz dBuV/m dBuV/m dBuV dB/m dB dB cm deg<br>1 5825.00 103.71 ------ ------ 89.34 35.25 11.58 32.46 154 34 AVERAGE |

| Mode | 31 | |
|---|---|---|
| | Band Edge | |
| | U-NII-3_5.725-5.85_802.11a_CH165_5825MHz | |
| ANT | 8+6 | |
| Pol. | Vertical | Fundamental |
| Peak | 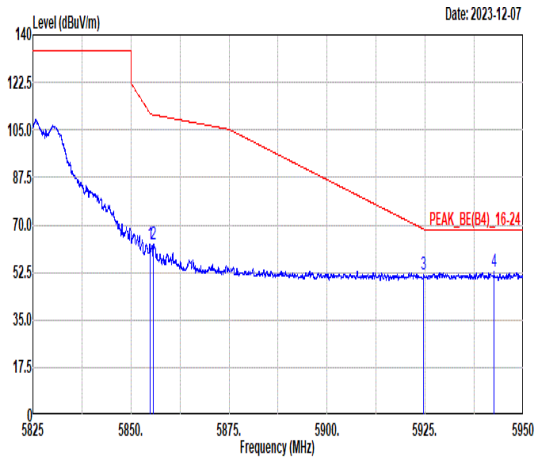 <br>Freq Level Limit Line Margin (dB) Read Level Ant Factor Cable Loss Preamp Factor APos TPos Remark<br>MHz dBuV/m dBuV/m dBuV dB/m dB dB cm deg<br>1 5854.83 62.73 111.20 -48.47 48.40 35.30 11.52 32.49 246 311 PEAK<br>2 5855.69 63.03 110.61 -47.58 48.70 35.30 11.52 32.49 246 311 PEAK<br>3 5924.58 51.59 68.51 -16.92 37.34 35.39 11.40 32.54 246 311 PEAK<br>4 5942.58 52.79 68.30 -15.51 38.56 35.42 11.37 32.56 246 311 PEAK | 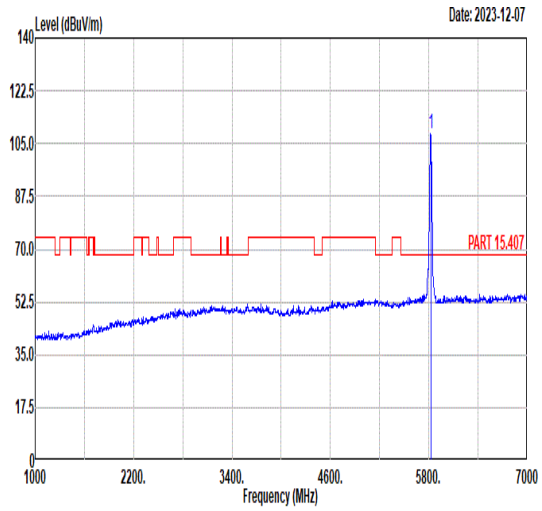 <br>Freq Level Limit Line Margin (dB) Read Level Ant Factor Cable Loss Preamp Factor APos TPos Remark<br>MHz dBuV/m dBuV/m dBuV dB/m dB dB cm deg<br>1 5825.00 108.43 ------ ------ 94.06 35.25 11.58 32.46 246 311 PEAK |
| Avg | Blank | 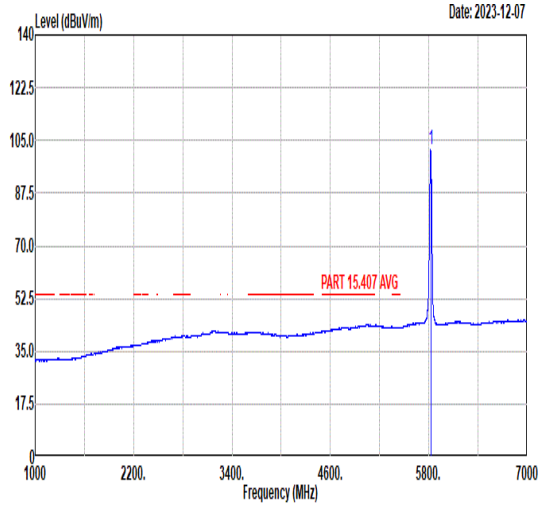 <br>Freq Level Limit Line Margin (dB) Read Level Ant Factor Cable Loss Preamp Factor APos TPos Remark<br>MHz dBuV/m dBuV/m dBuV dB/m dB dB cm deg<br>1 5825.00 101.82 ------ ------ 87.45 35.25 11.58 32.46 246 311 AVERAGE |

| Mode | 31 | |
|---|---|---|
| | Harmonic | |
| | U-NII-3_5.725-5.85_802.11a_CH165_5825MHz | |
| ANT | 8+6 | |
| Pol. | Horizontal | Vertical |
| Peak<br>Avg | 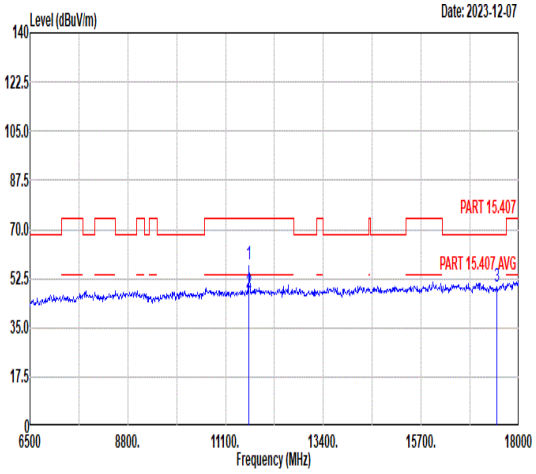 <br>Freq Level Limit Line Margin Read Level Ant Factor Cable Loss Preamp Factor APos TPos Remark<br>MHz dBuV/m dBuV/m dB dBuV dB/m dB dB cm deg<br>1 11650.00 57.35 74.00 -16.65 53.11 39.92 14.93 50.61 100 347 Peak<br>2 11650.00 47.71 54.00 -6.29 43.47 39.92 14.93 50.61 100 347 Average<br>3 17475.00 49.51 68.30 -18.79 41.74 42.31 17.63 52.17 -- -- Peak | 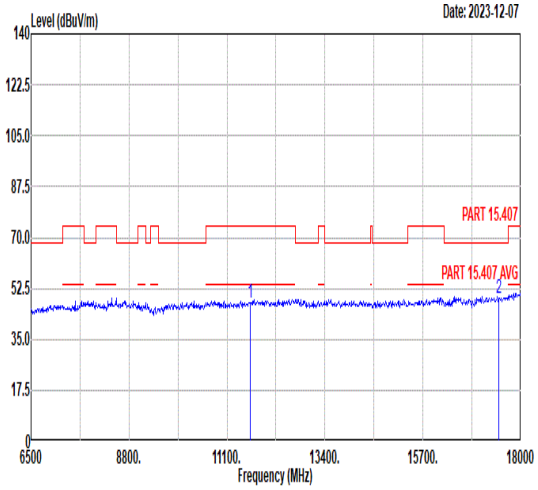 <br>Freq Level Limit Line Margin Read Level Ant Factor Cable Loss Preamp Factor APos TPos Remark<br>MHz dBuV/m dBuV/m dB dBuV dB/m dB dB cm deg<br>1 11650.00 47.77 74.00 -26.23 43.53 39.92 14.93 50.61 -- -- Peak<br>2 17475.00 49.37 68.30 -18.93 41.60 42.31 17.63 52.17 -- -- Peak |

| Mode | 32 | |
|---|---|---|
| | Band Edge | |
| | U-NII-3_5.725-5.85_802.11ax HE20_CH149_Full RU_5745MHz | |
| ANT | 8+6 | |
| Pol. | Horizontal | Fundamental |
| Peak | 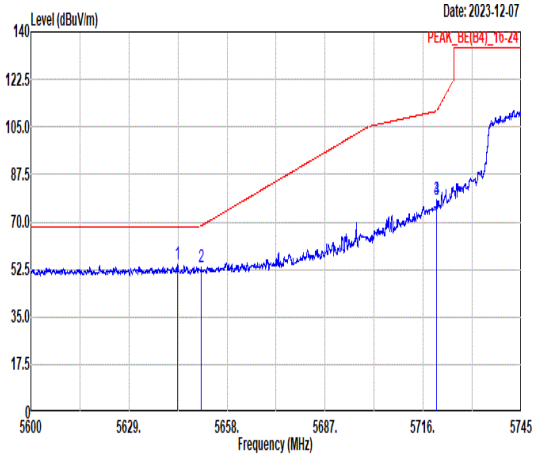 <br>Freq Level Limit Line Margin (dB) Read Level Ant Factor Cable Loss Preamp Factor APos TPos Remark<br>MHz dBuV/m dBuV/m dBuV dB/m dB dB cm deg<br>1 5643.44 54.19 68.30 -14.11 39.82 35.00 11.69 32.32 200 40 PEAK<br>2 5650.40 53.34 68.60 -15.26 38.97 35.01 11.69 32.33 200 40 PEAK<br>3 5719.99 78.20 110.80 -32.60 63.81 35.11 11.66 32.38 200 40 PEAK<br>4 5720.00 78.07 110.80 -32.73 63.68 35.11 11.66 32.38 200 40 PEAK | 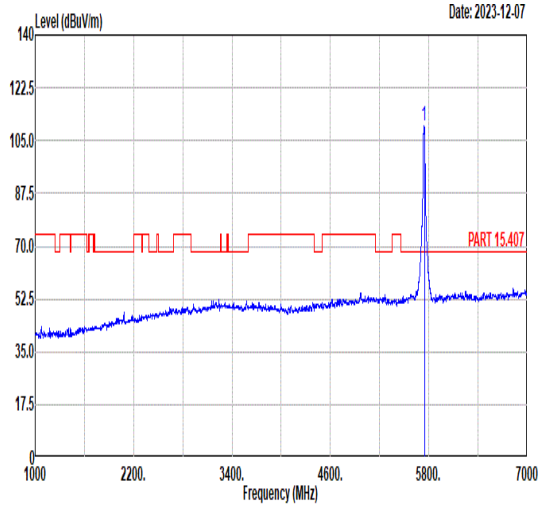 <br>Freq Level Limit Line Margin (dB) Read Level Ant Factor Cable Loss Preamp Factor APos TPos Remark<br>MHz dBuV/m dBuV/m dBuV dB/m dB dB cm deg<br>1 5745.00 109.74 ------ ------ 95.36 35.14 11.64 32.40 200 40 PEAK |
| Avg | Blank | 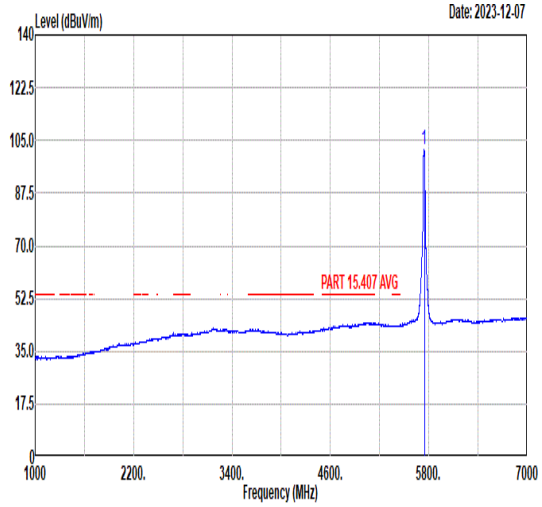 <br>Freq Level Limit Line Margin (dB) Read Level Ant Factor Cable Loss Preamp Factor APos TPos Remark<br>MHz dBuV/m dBuV/m dBuV dB/m dB dB cm deg<br>1 5745.00 101.99 ------ ------ 87.61 35.14 11.64 32.40 200 40 AVERAGE |

| Mode | 32 | |
|---|---|---|
| | Band Edge | |
| | U-NII-3_5.725-5.85_802.11ax HE20_CH149_Full RU_5745MHz | |
| ANT | 8+6 | |
| Pol. | Vertical | Fundamental |
| Peak | 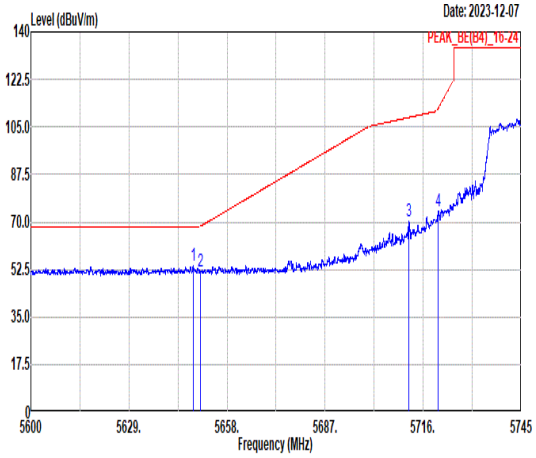 <br>Freq Level Limit Line Margin (dB) Read Level Ant Factor Cable Loss Preamp Factor APos TPos Remark<br>MHz dBuV/m dBuV/m dBuV dB/m dB dB cm deg<br>1 5647.94 53.87 68.30 -14.43 39.50 35.01 11.69 32.33 184 282 PEAK<br>2 5650.11 51.81 68.38 -16.57 37.44 35.01 11.69 32.33 184 282 PEAK<br>3 5711.74 70.50 108.49 -37.99 56.12 35.10 11.66 32.38 184 282 PEAK<br>4 5720.44 74.11 111.80 -37.69 59.72 35.11 11.66 32.38 184 282 PEAK | 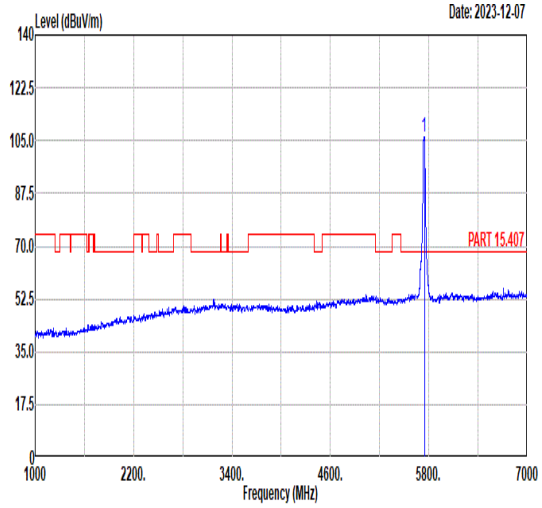 <br>Freq Level Limit Line Margin (dB) Read Level Ant Factor Cable Loss Preamp Factor APos TPos Remark<br>MHz dBuV/m dBuV/m dBuV dB/m dB dB cm deg<br>1 5745.00 106.33 ------ ------ 91.95 35.13 11.65 32.40 184 282 PEAK |
| Avg | Blank | 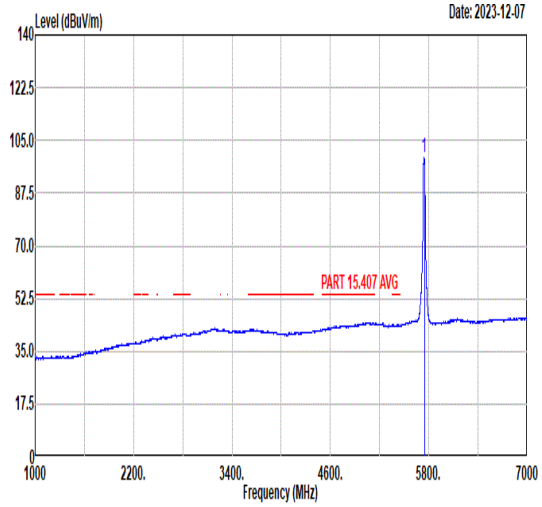 <br>Freq Level Limit Line Margin (dB) Read Level Ant Factor Cable Loss Preamp Factor APos TPos Remark<br>MHz dBuV/m dBuV/m dBuV dB/m dB dB cm deg<br>1 5745.00 99.37 ------ ------ 84.99 35.14 11.64 32.40 184 282 AVERAGE |

| Mode | 32 | |
|---|---|---|
| | Harmonic | |
| | U-NII-3_5.725-5.85_802.11ax HE20_CH149_Full RU_5745MHz | |
| ANT | 8+6 | |
| Pol. | Horizontal | Vertical |
| Peak<br>Avg | 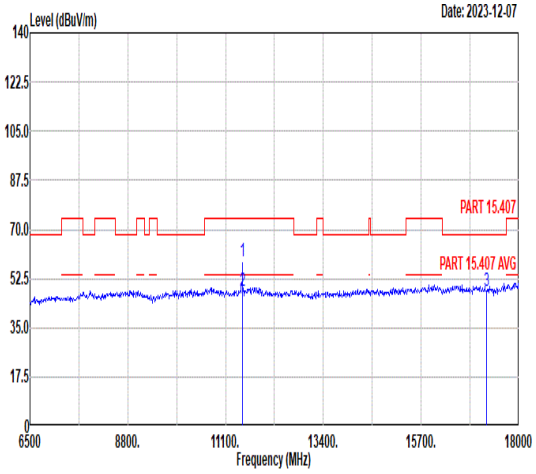 <br><br>Freq Level Limit Line Margin Read Level Ant Factor Cable Loss Preamp Factor APos TPos Remark<br>MHz dBuV/m dBuV/m dB dBuV dB/m dB dB cm deg<br>1 11490.00 58.57 74.00 -15.43 54.65 39.79 14.83 50.70 100 345 Peak<br>2 11490.00 47.84 54.00 -6.16 43.92 39.79 14.83 50.70 100 345 Average<br>3 17235.00 48.30 68.30 -20.00 40.25 42.41 17.57 51.93 -- -- Peak | 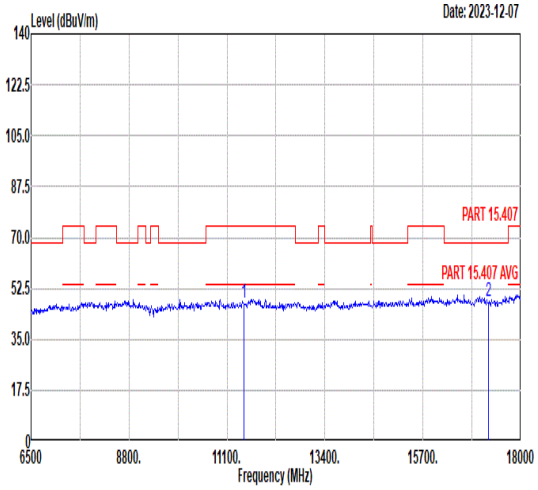 <br><br>Freq Level Limit Line Margin Read Level Ant Factor Cable Loss Preamp Factor APos TPos Remark<br>MHz dBuV/m dBuV/m dB dBuV dB/m dB dB cm deg<br>1 11490.00 47.31 74.00 -26.69 43.39 39.79 14.83 50.70 -- -- Peak<br>2 17235.00 48.23 68.30 -20.07 40.18 42.41 17.57 51.93 -- -- Peak |

| Mode | 33 | |
|---|---|---|
| | Harmonic | |
| | U-NII-3_5.725-5.85_802.11ax HE20_CH157_Full RU_5785MHz | |
| ANT | 8+6 | |
| Pol. | Horizontal | Vertical |
| Peak<br>Avg | 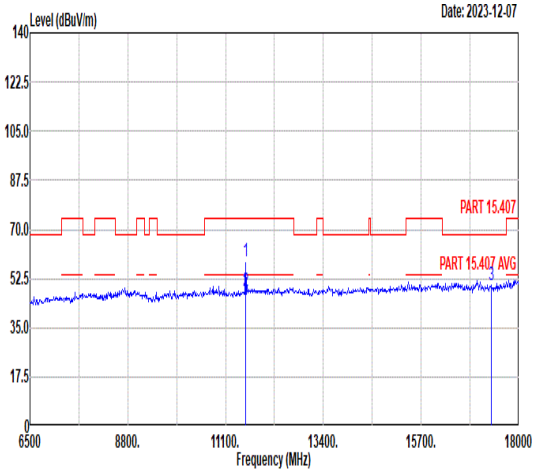 <br><br>Freq Level Limit Line Margin Read Level Ant Factor Cable Loss Preamp Factor APos TPos Remark<br>MHz dBuV/m dBuV/m dB dBuV dB/m dB dB cm deg<br>1 11570.00 58.90 74.00 -15.10 54.82 39.86 14.88 50.66 100 347 Peak<br>2 11570.00 47.82 54.00 -6.18 43.74 39.86 14.88 50.66 100 347 Average<br>3 17355.00 50.28 68.30 -18.02 42.37 42.36 17.60 52.05 -- -- Peak | 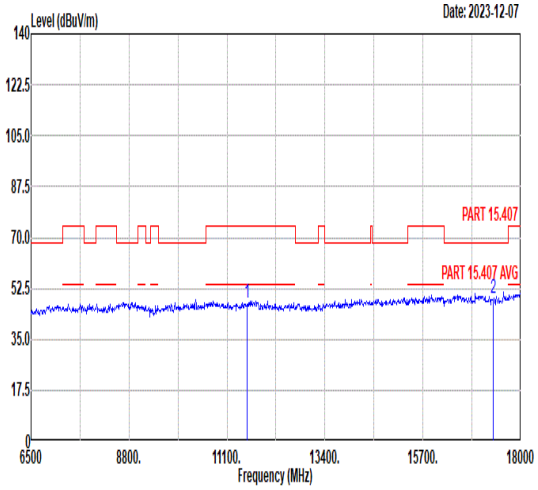 <br><br>Freq Level Limit Line Margin Read Level Ant Factor Cable Loss Preamp Factor APos TPos Remark<br>MHz dBuV/m dBuV/m dB dBuV dB/m dB dB cm deg<br>1 11570.00 47.78 74.00 -26.22 43.70 39.86 14.88 50.66 -- -- Peak<br>2 17355.00 49.12 68.30 -19.18 41.21 42.36 17.60 52.05 -- -- Peak |

| Mode | 34 | |
|---|---|---|
| | Band Edge | |
| | U-NII-3_5.725-5.85_802.11ax HE20_CH165_Full RU_5825MHz | |
| ANT | 8+6 | |
| Pol. | Horizontal | Fundamental |
| Peak | 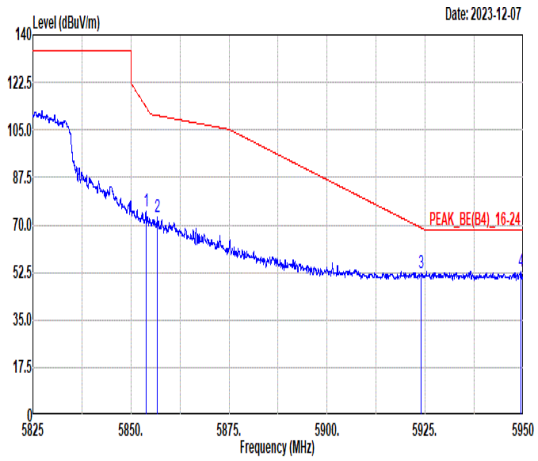 <br>Freq Level Limit Line Margin (dB) Read Level Ant Factor Cable Loss Preamp Factor APos TPos Remark<br>MHz dBuV/m dBuV/m dBuV dB/m dB dB cm deg<br>1 5853.83 75.17 113.48 -38.31 60.84 35.30 11.52 32.49 172 34 PEAK<br>2 5856.69 72.95 110.33 -37.38 58.62 35.30 11.52 32.49 172 34 PEAK<br>3 5923.94 52.29 68.98 -16.69 38.03 35.39 11.41 32.54 172 34 PEAK<br>4 5949.33 52.75 68.30 -15.55 38.52 35.43 11.36 32.56 172 34 PEAK | 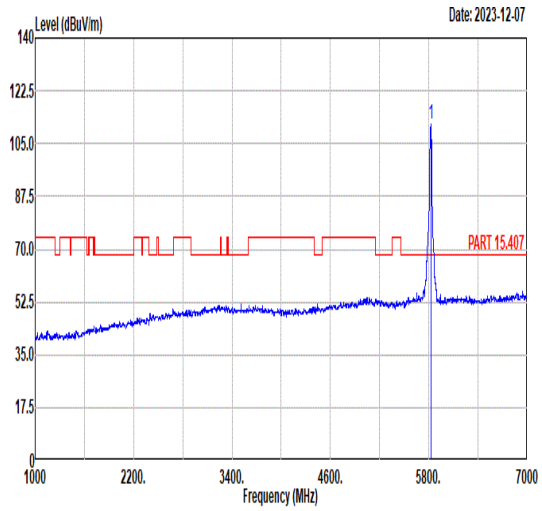 <br>Freq Level Limit Line Margin (dB) Read Level Ant Factor Cable Loss Preamp Factor APos TPos Remark<br>MHz dBuV/m dBuV/m dBuV dB/m dB dB cm deg<br>1 5825.00 111.39 ------ ------ 97.03 35.26 11.57 32.47 172 34 PEAK |
| Avg | Blank | 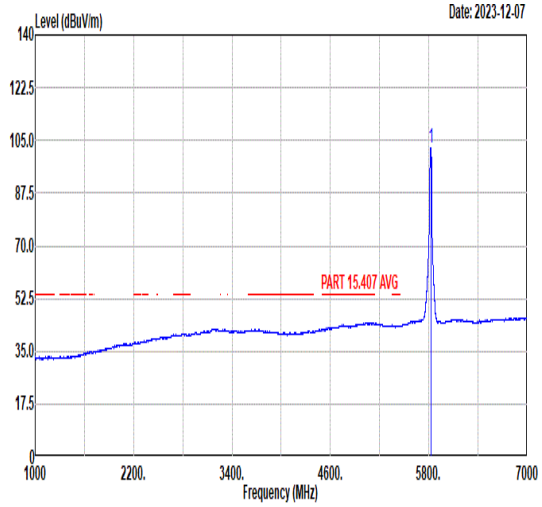 <br>Freq Level Limit Line Margin (dB) Read Level Ant Factor Cable Loss Preamp Factor APos TPos Remark<br>MHz dBuV/m dBuV/m dBuV dB/m dB dB cm deg<br>1 5825.00 102.51 ------ ------ 88.14 35.25 11.58 32.46 172 34 AVERAGE |

| Mode | 34 | |
|---|---|---|
| | Band Edge | |
| | U-NII-3_5.725-5.85_802.11ax HE20_CH165_Full RU_5825MHz | |
| ANT | 8+6 | |
| Pol. | Vertical | Fundamental |
| Peak | 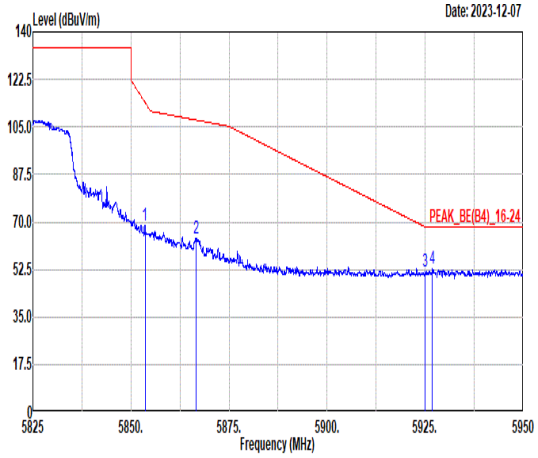 <br>Freq Level Limit Line Margin (dB) Read Level Ant Factor Cable Loss Preamp Factor APos TPos Remark<br>MHz dBuV/m dBuV/m dBuV dB/m dB dB cm deg<br>1 5853.58 68.81 114.05 -45.24 54.48 35.30 11.52 32.49 171 280 PEAK<br>2 5866.69 64.00 107.53 -43.53 49.69 35.31 11.50 32.50 171 280 PEAK<br>3 5924.94 51.77 68.25 -16.48 37.52 35.39 11.40 32.54 171 280 PEAK<br>4 5926.83 52.63 68.30 -15.67 38.37 35.40 11.40 32.54 171 280 PEAK | 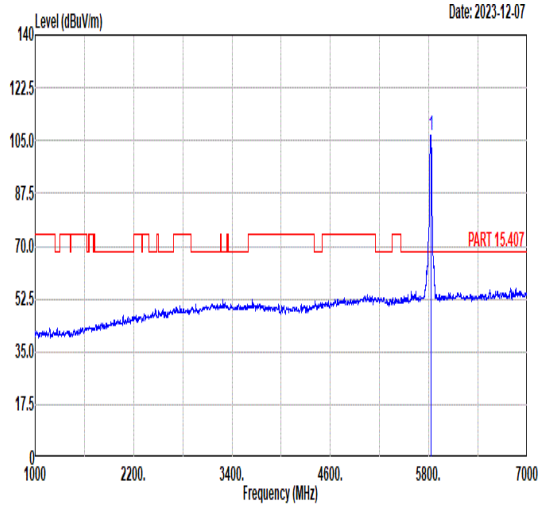 <br>Freq Level Limit Line Margin (dB) Read Level Ant Factor Cable Loss Preamp Factor APos TPos Remark<br>MHz dBuV/m dBuV/m dBuV dB/m dB dB cm deg<br>1 5825.00 106.93 ------ ------ 92.56 35.25 11.58 32.46 171 280 PEAK |
| Avg | Blank | 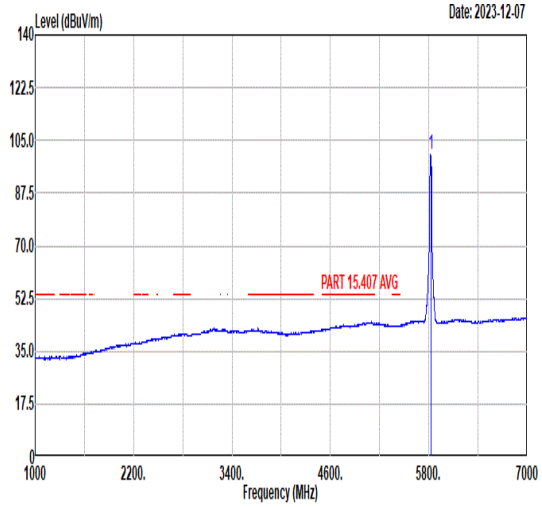 <br>Freq Level Limit Line Margin (dB) Read Level Ant Factor Cable Loss Preamp Factor APos TPos Remark<br>MHz dBuV/m dBuV/m dBuV dB/m dB dB cm deg<br>1 5825.00 100.45 ------ ------ 86.08 35.25 11.58 32.46 171 280 AVERAGE |

| Mode | 34 | |
|---|---|---|
| | Harmonic | |
| | U-NII-3_5.725-5.85_802.11ax HE20_CH165_Full RU_5825MHz | |
| ANT | 8+6 | |
| Pol. | Horizontal | Vertical |
| Peak<br>Avg | 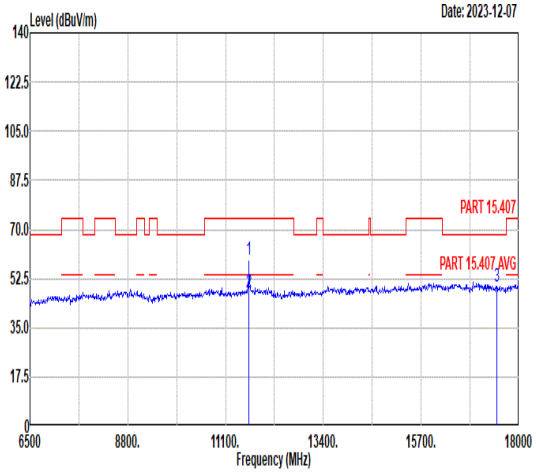 <br><br>Freq Level Limit Line Margin Read Level Ant Factor Cable Loss Preamp Factor APos TPos Remark<br>MHz dBuV/m dBuV/m dB dBuV dB/m dB dB cm deg<br>1 11650.00 58.93 74.00 -15.07 54.69 39.92 14.93 50.61 100 347 Peak<br>2 11650.00 47.77 54.00 -6.23 43.53 39.92 14.93 50.61 100 347 Average<br>3 17475.00 49.81 68.30 -18.49 42.04 42.31 17.63 52.17 -- -- Peak | 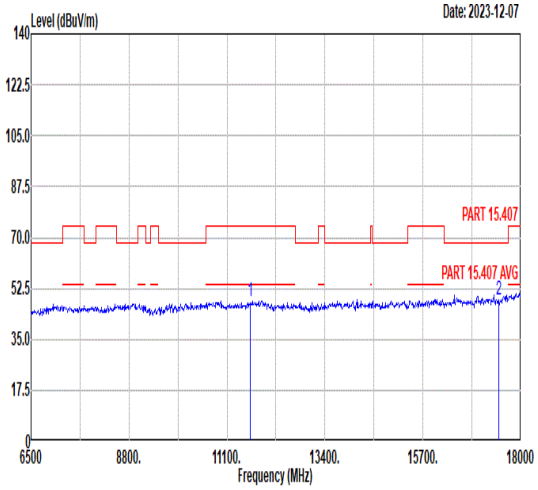 <br><br>Freq Level Limit Line Margin Read Level Ant Factor Cable Loss Preamp Factor APos TPos Remark<br>MHz dBuV/m dBuV/m dB dBuV dB/m dB dB cm deg<br>1 11650.00 47.84 74.00 -26.16 43.60 39.92 14.93 50.61 -- -- Peak<br>2 17475.00 48.67 68.30 -19.63 40.90 42.31 17.63 52.17 -- -- Peak |

| Mode | 35 | |
|---|---|---|
| | Band Edge - L | |
| | U-NII-3_5.725-5.85_802.11ax HE40_CH151_Full RU_5755MHz | |
| ANT | 8+6 | |
| Pol. | Horizontal | Fundamental |
| Peak | 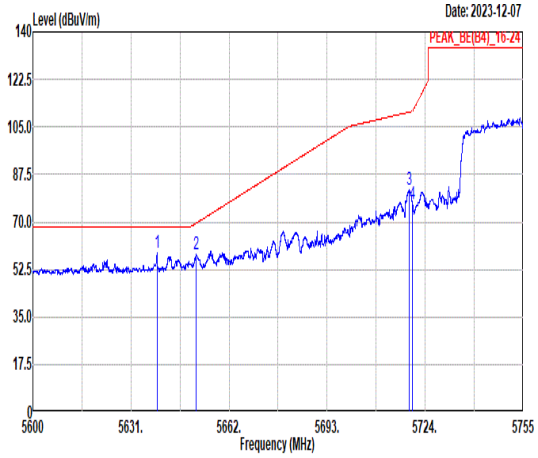 <br>Freq Level Limit Line Margin (dB) Read Level Ant Factor Cable Loss Preamp Factor APos TPos Remark<br>1 5639.31 58.41 68.30 -9.89 44.04 35.00 11.69 32.32 156 41 PEAK<br>2 5651.54 57.90 69.44 -11.54 43.53 35.01 11.69 32.33 156 41 PEAK<br>3 5718.98 81.69 110.51 -28.82 67.30 35.11 11.66 32.38 156 41 PEAK<br>4 5720.00 76.46 110.80 -34.34 62.07 35.11 11.66 32.38 156 41 PEAK | 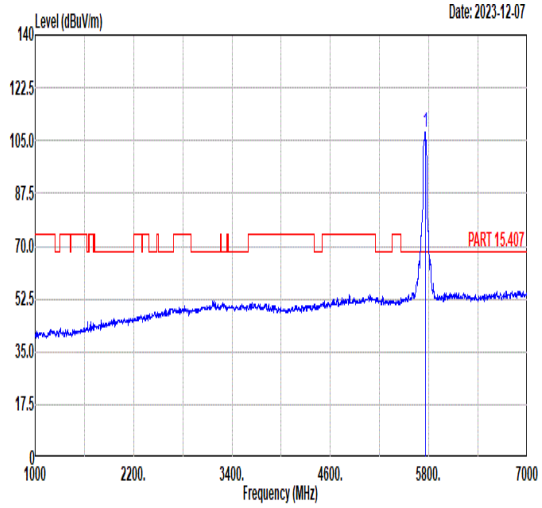 <br>Freq Level Limit Line Margin (dB) Read Level Ant Factor Cable Loss Preamp Factor APos TPos Remark<br>1 5755.00 107.75 ------ ------ 93.36 35.16 11.64 32.41 156 41 PEAK |
| Avg | Blank | 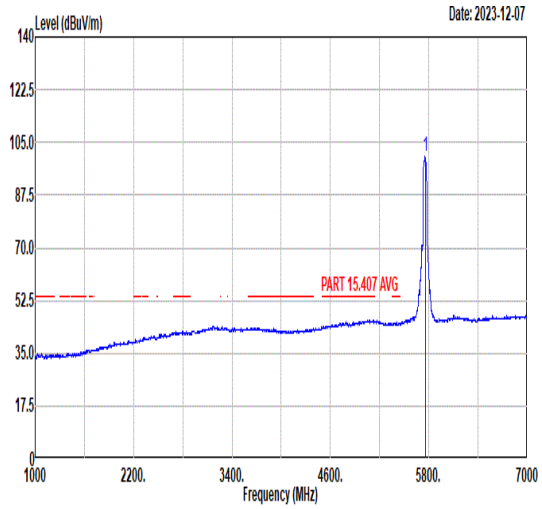 <br>Freq Level Limit Line Margin (dB) Read Level Ant Factor Cable Loss Preamp Factor APos TPos Remark<br>1 5755.00 100.34 ------ ------ 85.95 35.15 11.64 32.40 156 41 AVERAGE |

| Mode | 35 | |
|---|---|---|
| | Band Edge - R | |
| | U-NII-3_5.725-5.85_802.11ax HE40_CH151_Full RU_5755MHz | |
| ANT | 8+6 | |
| Pol. | Horizontal | Fundamental |
| Peak | 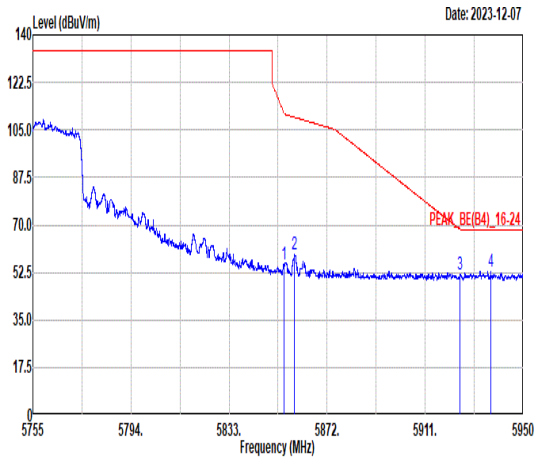 <br>Freq Level Limit Line Margin (dB) Read Level Ant Factor Cable Loss Preamp Factor APos TPos Remark<br>MHz dBuV/m dBuV/m dBuV dB/m dB dB cm deg<br>1 5854.96 55.49 110.90 -55.41 41.16 35.30 11.52 32.49 156 41 PEAK<br>2 5859.03 59.06 109.67 -50.61 44.73 35.30 11.52 32.49 156 41 PEAK<br>3 5924.94 51.74 68.24 -16.50 37.49 35.39 11.40 32.54 156 41 PEAK<br>4 5937.03 52.83 68.30 -15.47 38.59 35.41 11.38 32.55 156 41 PEAK | Blank |

| Mode | 35 |
|---|---|
| | Band Edge - L |
| | U-NII-3_5.725-5.85_802.11ax HE40_CH151_Full RU_5755MHz |
| ANT | 8+6 |

| Pol. | Vertical | Fundamental |
|---|---|---|
| Peak | 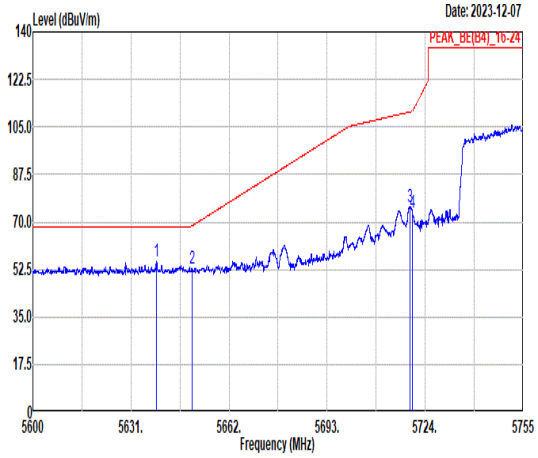 <br>Freq Level Limit Line Margin (dB) Read Level Ant Factor Cable Loss Preamp Factor APos TPos Remark<br>MHz dBuV/m dBuV/m dBuV dB/m dB dB cm deg<br>1 5638.98 55.50 68.30 -12.80 41.14 34.99 11.69 32.32 253 310 PEAK<br>2 5650.31 52.89 68.53 -15.64 38.52 35.01 11.69 32.33 253 310 PEAK<br>3 5719.27 75.66 110.60 -34.94 61.27 35.11 11.66 32.38 253 310 PEAK<br>4 5720.00 73.20 110.80 -37.60 58.81 35.11 11.66 32.38 253 310 PEAK | 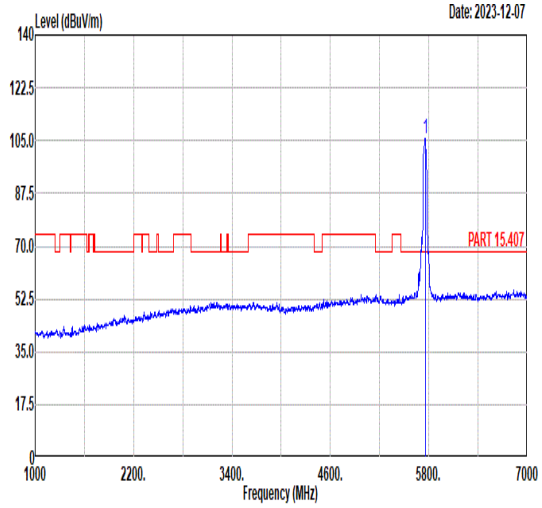 <br>Freq Level Limit Line Margin (dB) Read Level Ant Factor Cable Loss Preamp Factor APos TPos Remark<br>MHz dBuV/m dBuV/m dBuV dB/m dB dB cm deg<br>1 5755.00 105.76 ------ ------ 91.37 35.16 11.64 32.41 253 310 PEAK |
| Avg | Blank | 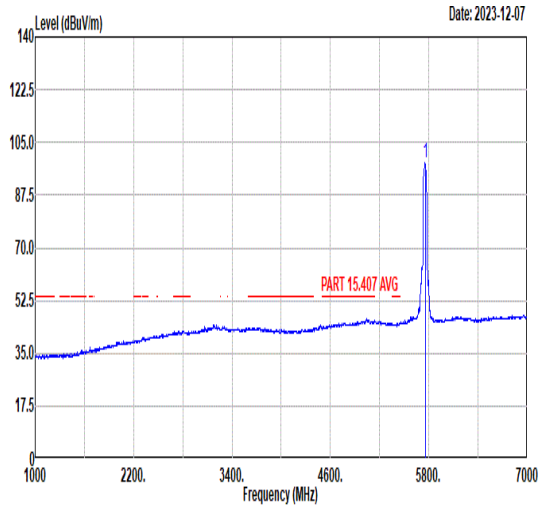 <br>Freq Level Limit Line Margin (dB) Read Level Ant Factor Cable Loss Preamp Factor APos TPos Remark<br>MHz dBuV/m dBuV/m dBuV dB/m dB dB cm deg<br>1 5755.00 98.11 ------ ------ 83.72 35.15 11.64 32.40 253 310 AVERAGE |

| Mode | 35 | |
|---|---|---|
| | Band Edge - R | |
| | U-NII-3_5.725-5.85_802.11ax HE40_CH151_Full RU_5755MHz | |
| ANT | 8+6 | |
| Pol. | Vertical | Fundamental |
| Peak | 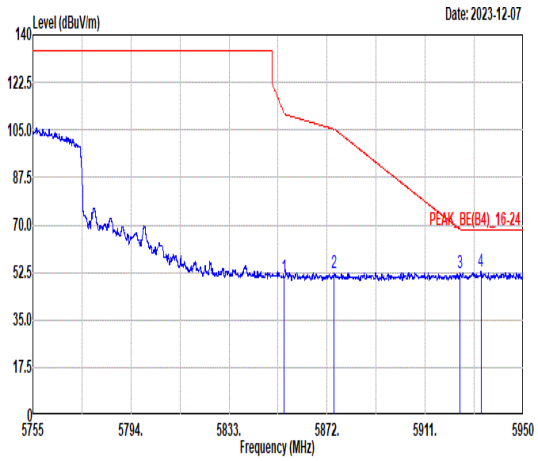 <br>Freq Level Limit Line Margin (dB) Read Level Ant Factor Cable Loss Preamp Factor APos TPos Remark<br>MHz dBuV/m dBuV/m dBuV dB/m dB dB cm deg<br>1 5855.00 50.88 110.81 -59.93 36.55 35.30 11.52 32.49 253 310 PEAK<br>2 5874.83 52.08 105.25 -53.17 37.77 35.32 11.49 32.50 253 310 PEAK<br>3 5924.94 52.04 68.24 -16.20 37.79 35.39 11.40 32.54 253 310 PEAK<br>4 5933.15 52.89 68.30 -15.41 38.64 35.41 11.39 32.55 253 310 PEAK | Blank |

| Mode | 36 | |
|---|---|---|
| | Band Edge - L | |
| | U-NII-3_5.725-5.85_802.11ax HE40_CH159_Full RU_5795MHz | |
| ANT | 8+6 | |
| Pol. | Horizontal | Fundamental |
| Peak | 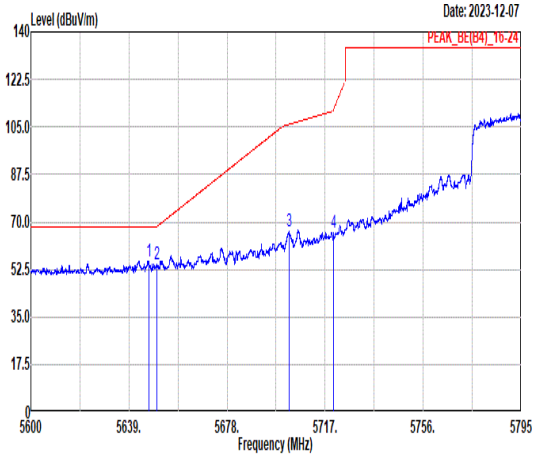 <br>Freq Level Limit Line Margin (dB) Read Level Ant Factor Cable Loss Preamp Factor APos TPos Remark<br>MHz dBuV/m dBuV/m dBuV dB/m dB dB cm deg<br>1 5646.90 55.57 68.30 -12.73 41.19 35.01 11.69 32.32 155 35 PEAK<br>2 5650.04 54.56 68.33 -13.77 40.19 35.01 11.69 32.33 155 35 PEAK<br>3 5702.69 66.78 105.95 -39.17 52.41 35.08 11.66 32.37 155 35 PEAK<br>4 5720.24 65.80 111.34 -45.54 51.41 35.11 11.66 32.38 155 35 PEAK | 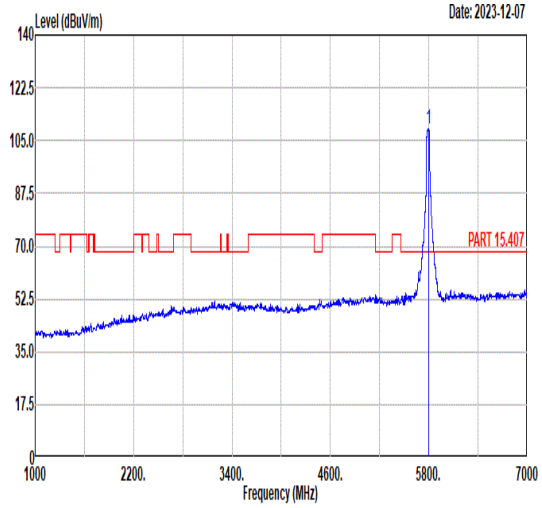 <br>Freq Level Limit Line Margin (dB) Read Level Ant Factor Cable Loss Preamp Factor APos TPos Remark<br>MHz dBuV/m dBuV/m dBuV dB/m dB dB cm deg<br>1 5795.00 109.02 ------ ------ 94.62 35.20 11.63 32.43 155 35 PEAK |
| Avg | Blank | 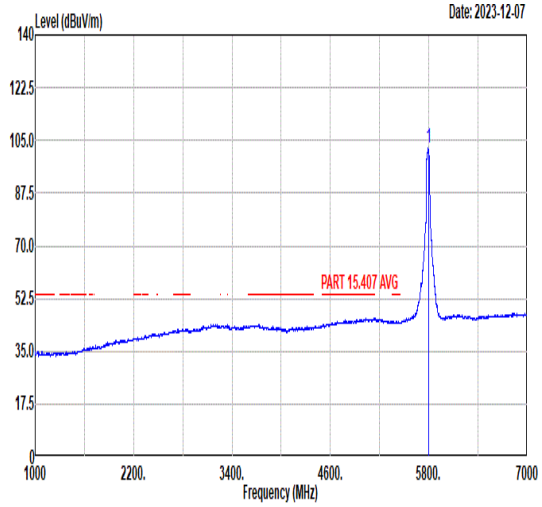 <br>Freq Level Limit Line Margin (dB) Read Level Ant Factor Cable Loss Preamp Factor APos TPos Remark<br>MHz dBuV/m dBuV/m dBuV dB/m dB dB cm deg<br>1 5795.00 102.44 ------ ------ 88.05 35.21 11.62 32.44 155 35 AVERAGE |

| | | |
|---|---|---|
| Mode | 36 | |
| | Band Edge - R | |
| | U-NII-3_5.725-5.85_802.11ax HE40_CH159_Full RU_5795MHz | |
| ANT | 8+6 | |
| Pol. | Horizontal | Fundamental |
| Peak | 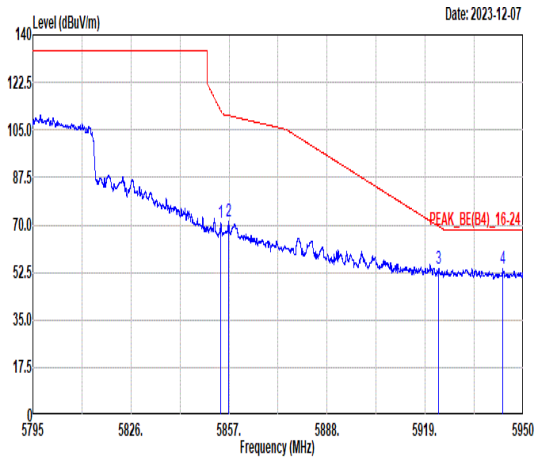 <br>Freq Level Limit Line Margin (dB) Read Level Ant Factor Cable Loss Preamp Factor APos TPos Remark<br>MHz dBuV/m dBuV/m dBuV dB/m dB dB cm deg<br>1 5854.29 70.80 112.42 -41.62 56.47 35.30 11.52 32.49 155 35 PEAK<br>2 5856.94 71.25 110.26 -39.01 56.92 35.30 11.52 32.49 155 35 PEAK<br>3 5923.28 53.99 69.47 -15.48 39.73 35.39 11.41 32.54 155 35 PEAK<br>4 5943.41 53.69 68.30 -14.61 39.46 35.42 11.37 32.56 155 35 PEAK | Blank |

| Mode | 36 | |
|---|---|---|
| | Band Edge - L | |
| | U-NII-3_5.725-5.85_802.11ax HE40_CH159_Full RU_5795MHz | |
| ANT | 8+6 | |
| Pol. | Vertical | Fundamental |
| Peak | 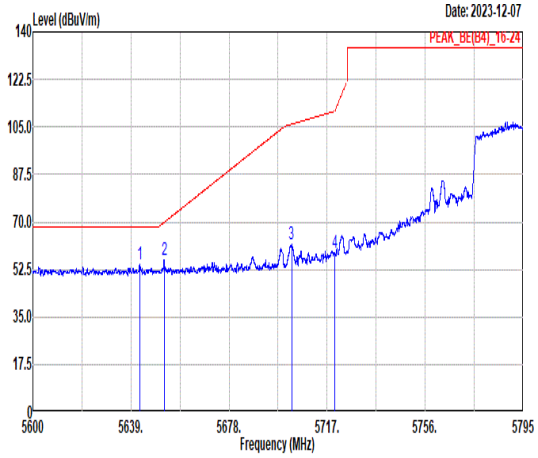 <br>Freq Level Limit Line Margin (dB) Read Level Ant Factor Cable Loss Preamp Factor APos TPos Remark<br>MHz dBuV/m dBuV/m dBuV dB/m dB dB cm deg<br>1 5642.41 54.67 68.30 -13.63 40.30 35.00 11.69 32.32 238 312 PEAK<br>2 5652.16 55.84 69.90 -14.06 41.47 35.01 11.69 32.33 238 312 PEAK<br>3 5702.86 61.64 106.00 -44.36 47.27 35.08 11.66 32.37 238 312 PEAK<br>4 5720.00 58.77 110.81 -52.04 44.38 35.11 11.66 32.38 238 312 PEAK | 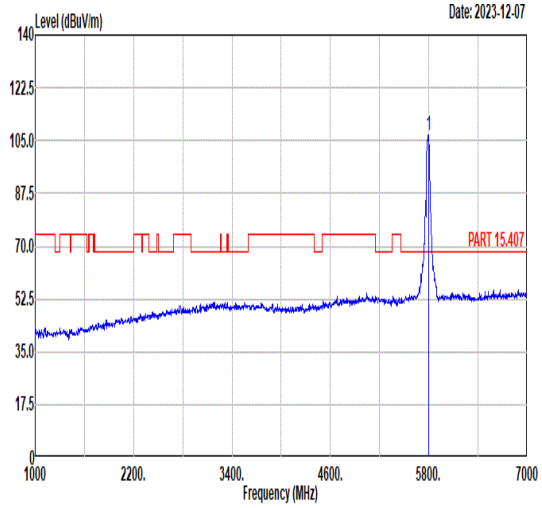 <br>Freq Level Limit Line Margin (dB) Read Level Ant Factor Cable Loss Preamp Factor APos TPos Remark<br>MHz dBuV/m dBuV/m dBuV dB/m dB dB cm deg<br>1 5795.00 106.75 ------ ------ 92.35 35.22 11.62 32.44 238 312 PEAK |
| Avg | Blank | 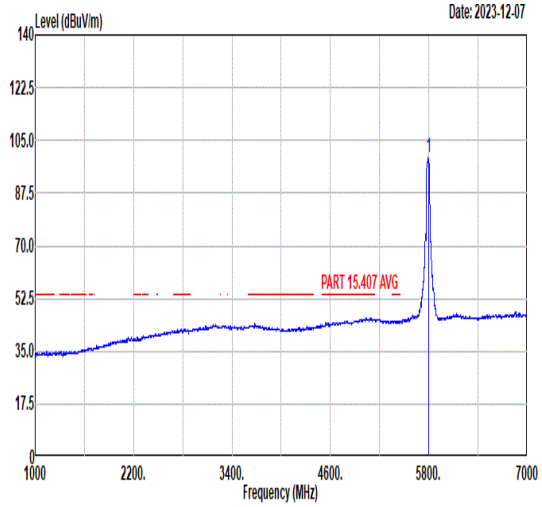 <br>Freq Level Limit Line Margin (dB) Read Level Ant Factor Cable Loss Preamp Factor APos TPos Remark<br>MHz dBuV/m dBuV/m dBuV dB/m dB dB cm deg<br>1 5795.00 99.11 ------ ------ 84.72 35.21 11.62 32.44 238 312 AVERAGE |

| Mode | 36 | |
|---|---|---|
| | Band Edge - R | |
| | U-NII-3_5.725-5.85_802.11ax HE40_CH159_Full RU_5795MHz | |
| ANT | 8+6 | |
| Pol. | Vertical | Fundamental |
| Peak | 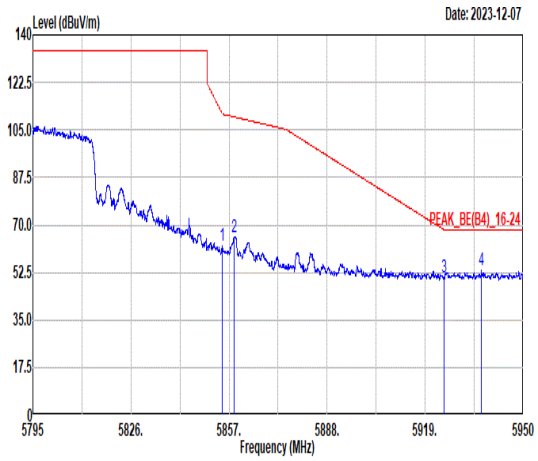 <br>Freq Level Limit Line Margin (dB) Read Level Ant Factor Cable Loss Preamp Factor APos TPos Remark<br>MHz dBuV/m dBuV/m dBuV dB/m dB dB cm deg<br>1 5854.77 62.57 111.33 -48.76 48.24 35.30 11.52 32.49 238 312 PEAK<br>2 5858.64 65.65 109.78 -44.13 51.32 35.30 11.52 32.49 238 312 PEAK<br>3 5924.98 50.96 68.21 -17.25 36.71 35.39 11.40 32.54 238 312 PEAK<br>4 5936.75 53.32 68.30 -14.98 39.08 35.41 11.38 32.55 238 312 PEAK | Blank |

| Mode | 37 | |
|---|---|---|
| | Band Edge - L | |
| | U-NII-3_5.725-5.85_802.11ax HE80_CH155_Full RU_5775MHz | |
| ANT | 8+6 | |
| Pol. | Horizontal | Fundamental |
| Peak | 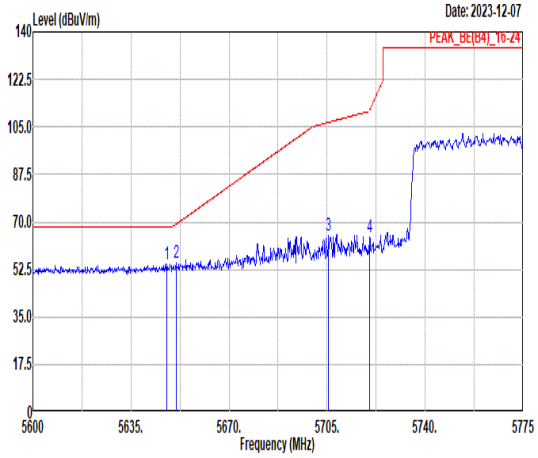 <br>Freq Level Limit Line Margin (dB) Read Level Ant Factor Cable Loss Preamp Factor APos TPos Remark<br>1 5647.78 54.44 68.30 -13.86 40.07 35.01 11.69 32.33 152 42 PEAK<br>2 5651.10 54.97 69.12 -14.15 40.60 35.01 11.69 32.33 152 42 PEAK<br>3 5705.53 64.87 106.75 -41.88 50.49 35.09 11.66 32.37 152 42 PEAK<br>4 5720.05 64.57 110.91 -46.34 50.18 35.11 11.66 32.38 152 42 PEAK | 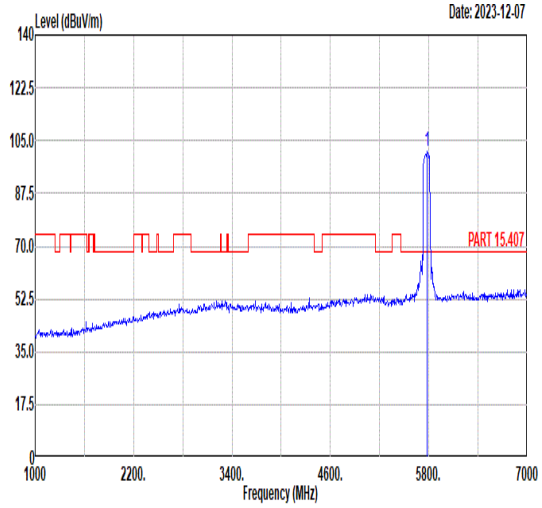 <br>Freq Level Limit Line Margin (dB) Read Level Ant Factor Cable Loss Preamp Factor APos TPos Remark<br>1 5775.00 101.56 ------ ------ 87.17 35.19 11.63 32.43 152 42 PEAK |
| Avg | Blank | 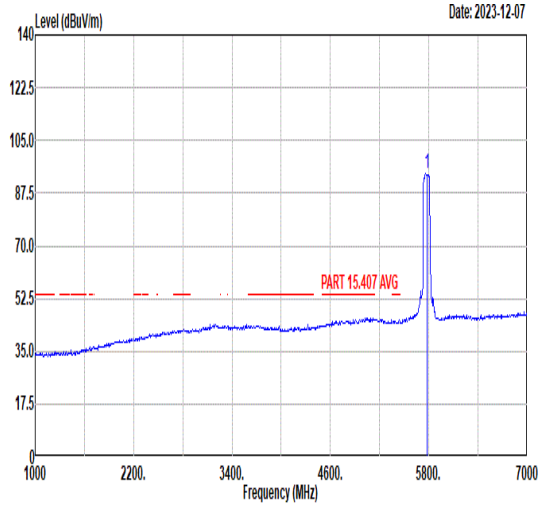 <br>Freq Level Limit Line Margin (dB) Read Level Ant Factor Cable Loss Preamp Factor APos TPos Remark<br>1 5775.00 94.13 ------ ------ 79.74 35.17 11.64 32.42 152 42 AVERAGE |

| Mode | 37 | |
|---|---|---|
| | Band Edge - R | |
| | U-NII-3_5.725-5.85_802.11ax HE80_CH155_Full RU_5775MHz | |
| ANT | 8+6 | |
| Pol. | Horizontal | Fundamental |
| Peak | 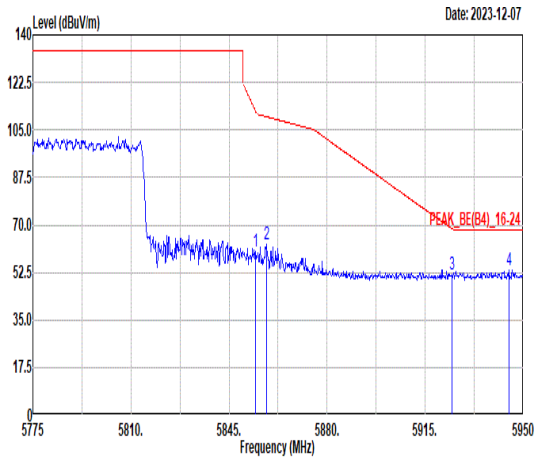 <br>Freq Level Limit Line Margin (dB) Read Level Ant Factor Cable Loss Preamp Factor APos TPos Remark<br>MHz dBuV/m dBuV/m dBuV dB/m dB dB cm deg<br>1 5854.45 60.27 112.05 -51.78 45.94 35.30 11.52 32.49 152 42 PEAK<br>2 5858.30 62.84 109.87 -47.03 48.51 35.30 11.52 32.49 152 42 PEAK<br>3 5924.63 51.92 68.48 -16.56 37.67 35.39 11.40 32.54 152 42 PEAK<br>4 5944.93 53.37 68.30 -14.93 39.14 35.42 11.37 32.56 152 42 PEAK | Blank |

| Mode | 37 | |
|---|---|---|
| | Band Edge - L | |
| | U-NII-3_5.725-5.85_802.11ax HE80_CH155_Full RU_5775MHz | |
| ANT | 8+6 | |
| Pol. | Vertical | Fundamental |
| Peak | 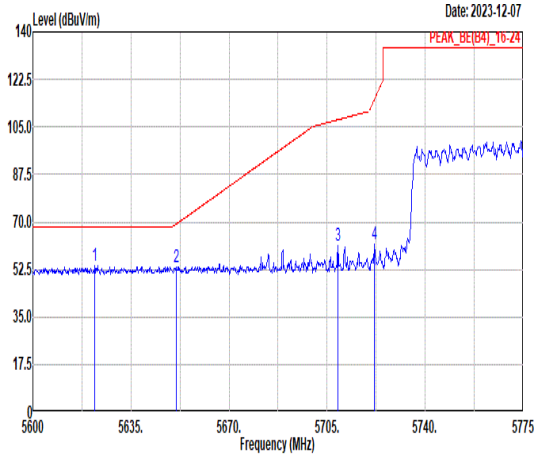 <br>Freq Level Limit Line Margin (dB) Read Level Ant Factor Cable Loss Preamp Factor APos TPos Remark<br>MHz dBuV/m dBuV/m dBuV dB/m dB dB cm deg<br>1 5622.05 53.79 68.30 -14.51 39.43 34.97 11.70 32.31 237 308 PEAK<br>2 5651.10 53.57 69.12 -15.55 39.20 35.01 11.69 32.33 237 308 PEAK<br>3 5708.85 61.29 107.68 -46.39 46.91 35.09 11.66 32.37 237 308 PEAK<br>4 5721.80 61.99 114.90 -52.91 47.61 35.11 11.65 32.38 237 308 PEAK | 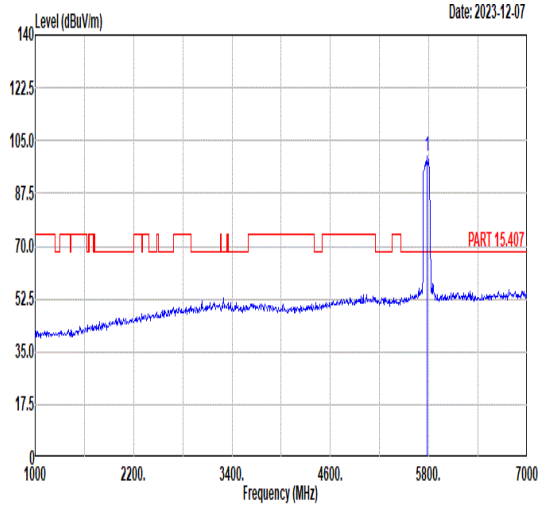 <br>Freq Level Limit Line Margin (dB) Read Level Ant Factor Cable Loss Preamp Factor APos TPos Remark<br>MHz dBuV/m dBuV/m dBuV dB/m dB dB cm deg<br>1 5775.00 99.94 ------ ------ 85.55 35.19 11.63 32.43 237 308 PEAK |
| Avg | Blank | 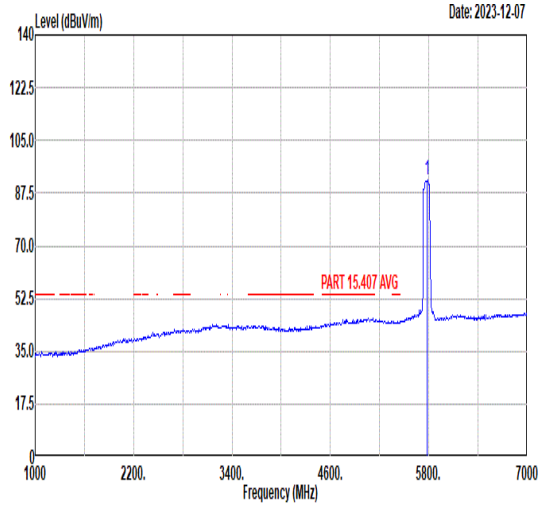 <br>Freq Level Limit Line Margin (dB) Read Level Ant Factor Cable Loss Preamp Factor APos TPos Remark<br>MHz dBuV/m dBuV/m dBuV dB/m dB dB cm deg<br>1 5775.00 91.79 ------ ------ 77.41 35.20 11.62 32.44 237 308 AVERAGE |

| Mode | 37 | |
|---|---|---|
| | Band Edge - R | |
| | U-NII-3_5.725-5.85_802.11ax HE80_CH155_Full RU_5775MHz | |
| ANT | 8+6 | |
| Pol. | Vertical | Fundamental |
| Peak | 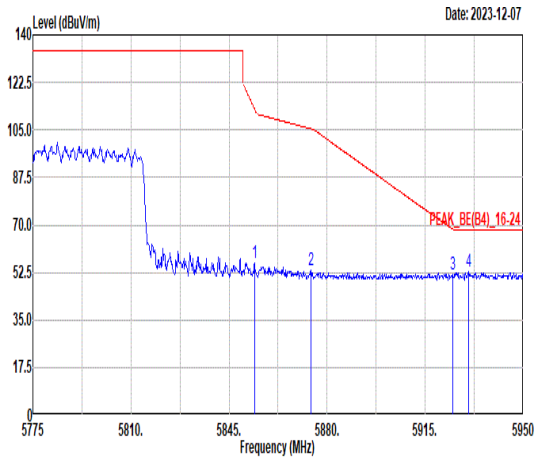 <br>Freq Level Limit Line Margin (dB) Read Level Ant Factor Cable Loss Preamp Factor APos TPos Remark<br>MHz dBuV/m dBuV/m dBuV dB/m dB dB cm deg<br>1 5854.10 55.87 112.85 -56.98 41.54 35.30 11.52 32.49 237 308 PEAK<br>2 5874.23 53.48 105.42 -51.94 39.17 35.32 11.49 32.50 237 308 PEAK<br>3 5924.98 51.74 68.22 -16.48 37.49 35.39 11.40 32.54 237 308 PEAK<br>4 5930.58 53.04 68.30 -15.26 38.80 35.40 11.39 32.55 237 308 PEAK | Blank |

| Mode | 38 | |
|---|---|---|
| | Band Edge | |
| | U-NII-1_5.15-5.25_802.11ax HE20_CH36_ RU 26/0_5180MHz | |
| ANT | 4+5 | |
| Pol. | Horizontal | Fundamental |
| Peak | 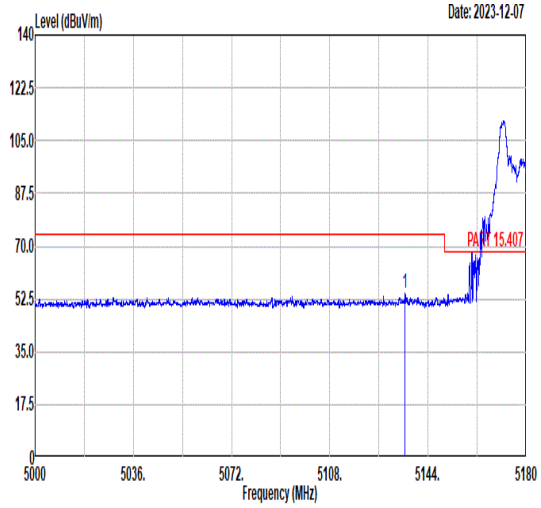 <br>Freq Level Limit Line Margin (dB) Read Level Ant Factor Cable Loss Preamp Factor APos TPos Remark<br>MHz dBuV/m dBuV/m dBuV dB/m dB dB cm deg<br>1 5135.63 54.60 74.00 -19.40 40.40 34.87 11.09 31.76 107 289 PEAK | 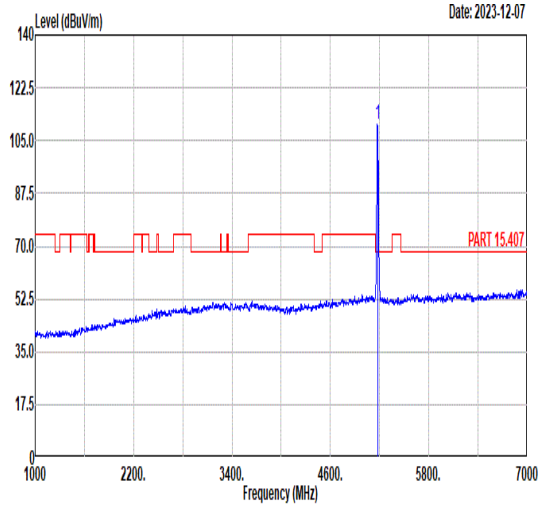 <br>Freq Level Limit Line Margin (dB) Read Level Ant Factor Cable Loss Preamp Factor APos TPos Remark<br>MHz dBuV/m dBuV/m dBuV dB/m dB dB cm deg<br>1 5180.00 110.40 ------ ------ 96.25 34.87 11.08 31.80 107 289 PEAK |
| Avg | 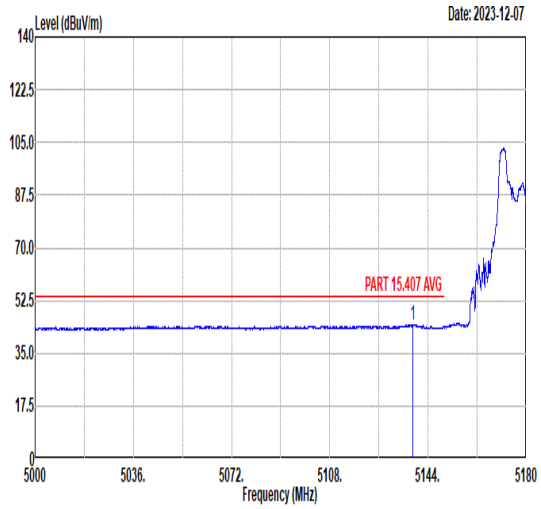 <br>Freq Level Limit Line Margin (dB) Read Level Ant Factor Cable Loss Preamp Factor APos TPos Remark<br>MHz dBuV/m dBuV/m dBuV dB/m dB dB cm deg<br>1 5138.51 44.37 54.00 -9.63 30.18 34.87 11.09 31.77 107 289 AVERAGE | 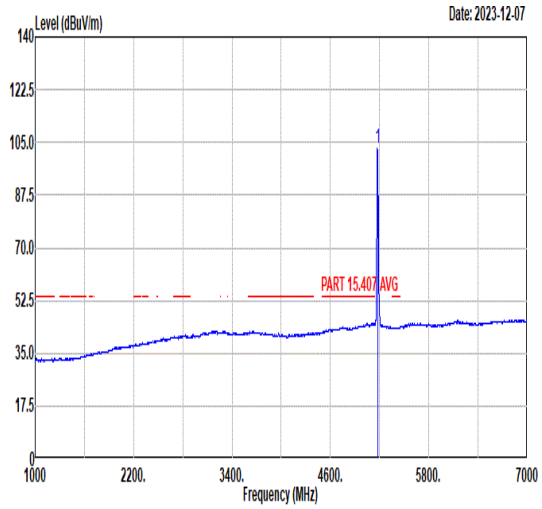 <br>Freq Level Limit Line Margin (dB) Read Level Ant Factor Cable Loss Preamp Factor APos TPos Remark<br>MHz dBuV/m dBuV/m dBuV dB/m dB dB cm deg<br>1 5180.00 102.77 ------ ------ 88.62 34.87 11.08 31.80 107 289 AVERAGE |

| Mode | 38 | |
|---|---|---|
| | Band Edge | |
| | U-NII-1_5.15-5.25_802.11ax HE20_CH36_ RU 26/0_5180MHz | |
| ANT | 4+5 | |
| Pol. | Vertical | Fundamental |
| Peak | 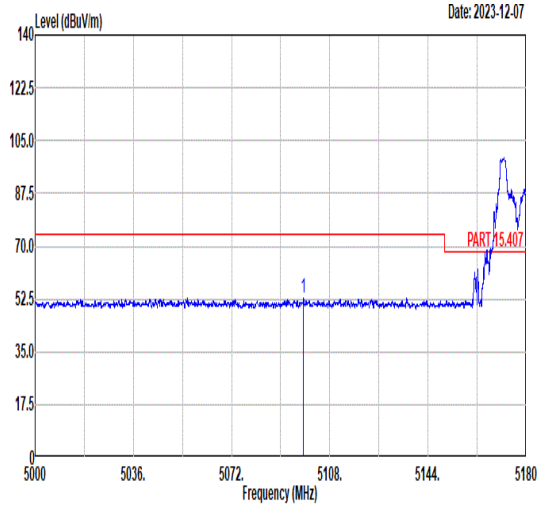 <br>Freq Level Limit Line Margin (dB) Read Level Ant Factor Cable Loss Preamp Factor APos TPos Remark<br>MHz dBuV/m dBuV/m dBuV dB/m dB dB cm deg<br>1 5098.39 52.65 74.00 -21.35 38.38 34.88 11.11 31.72 100 203 PEAK | 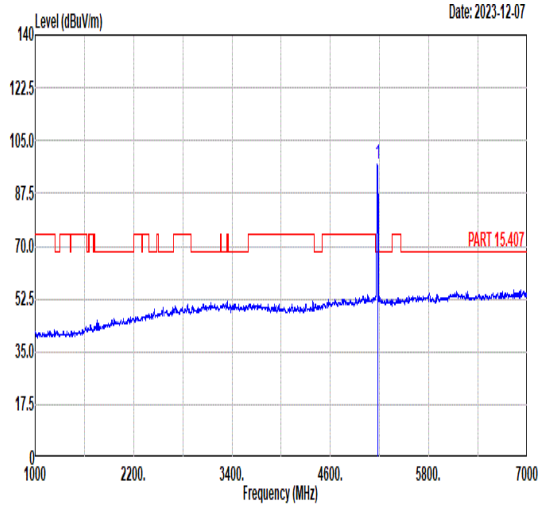 <br>Freq Level Limit Line Margin (dB) Read Level Ant Factor Cable Loss Preamp Factor APos TPos Remark<br>MHz dBuV/m dBuV/m dBuV dB/m dB dB cm deg<br>1 5180.00 97.11 ------ ------ 82.96 34.87 11.08 31.80 100 203 PEAK |
| Avg | 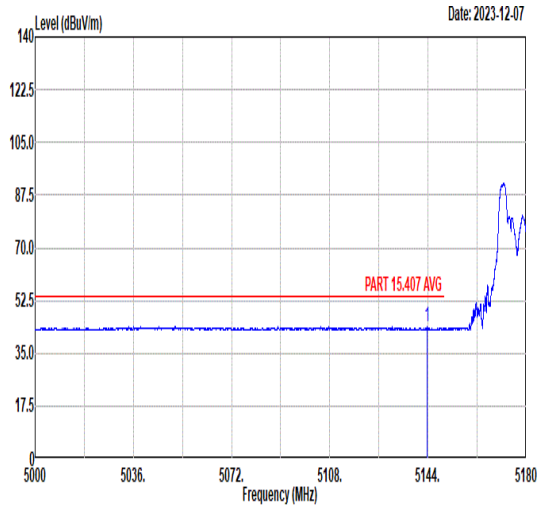 <br>Freq Level Limit Line Margin (dB) Read Level Ant Factor Cable Loss Preamp Factor APos TPos Remark<br>MHz dBuV/m dBuV/m dBuV dB/m dB dB cm deg<br>1 5143.75 43.87 54.00 -10.13 29.68 34.87 11.09 31.77 100 203 AVERAGE | 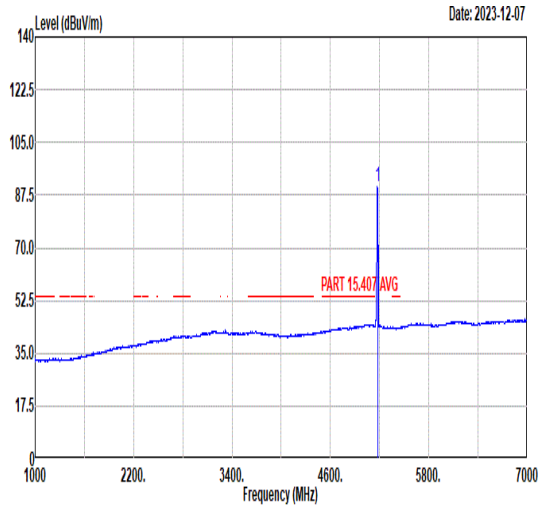 <br>Freq Level Limit Line Margin (dB) Read Level Ant Factor Cable Loss Preamp Factor APos TPos Remark<br>MHz dBuV/m dBuV/m dBuV dB/m dB dB cm deg<br>1 5180.00 90.52 ------ ------ 76.37 34.87 11.08 31.80 100 203 AVERAGE |

| Mode | 39 | |
|---|---|---|
| | Band Edge | |
| | U-NII-1_5.15-5.25_802.11ax HE20_CH36_RU 52/37_5180MHz | |
| ANT | 4+5 | |
| Pol. | Horizontal | Fundamental |
| Peak | 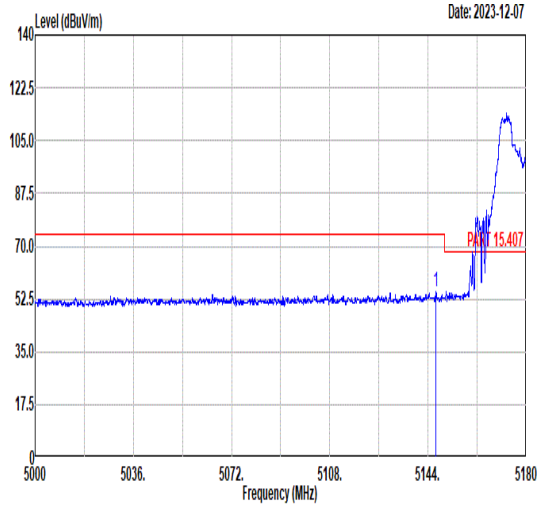 <br>Freq Level Limit Line Margin (dB) Read Level Ant Factor Cable Loss Preamp Factor APos TPos Remark<br>MHz dBuV/m dBuV/m dBuV dB/m dB dB cm deg<br>1 5146.97 54.74 74.00 -19.26 40.56 34.87 11.09 31.78 100 287 PEAK | 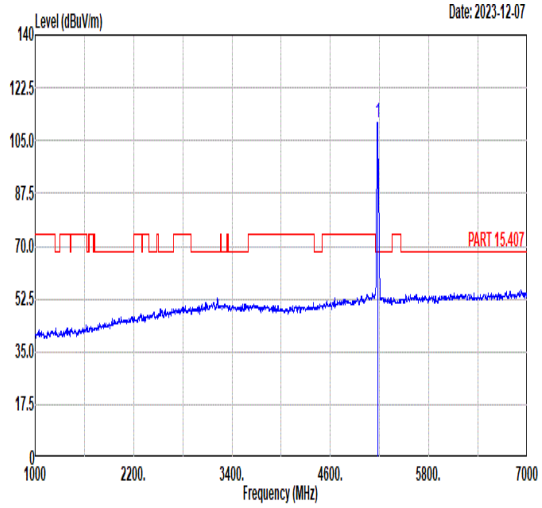 <br>Freq Level Limit Line Margin (dB) Read Level Ant Factor Cable Loss Preamp Factor APos TPos Remark<br>MHz dBuV/m dBuV/m dBuV dB/m dB dB cm deg<br>1 5180.00 110.96 ------ ------ 96.83 34.87 11.07 31.81 100 287 PEAK |
| Avg | 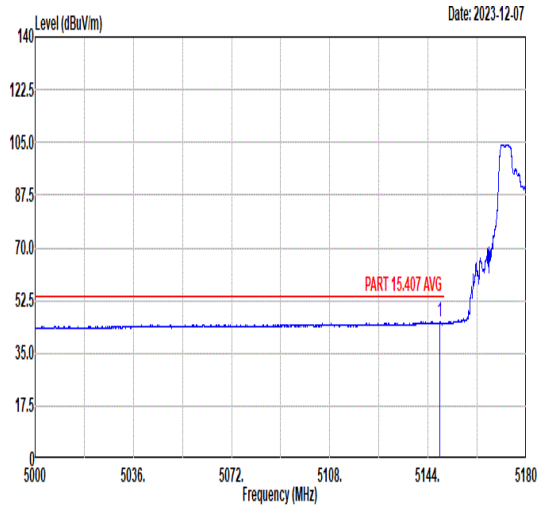 <br>Freq Level Limit Line Margin (dB) Read Level Ant Factor Cable Loss Preamp Factor APos TPos Remark<br>MHz dBuV/m dBuV/m dBuV dB/m dB dB cm deg<br>1 5148.43 45.29 54.00 -8.71 31.11 34.87 11.09 31.78 100 287 AVERAGE | 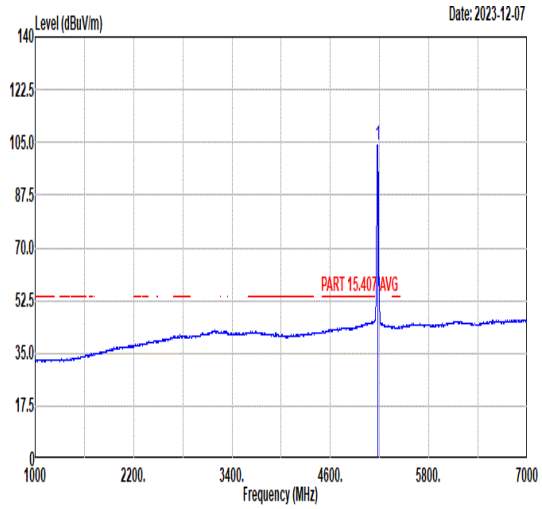 <br>Freq Level Limit Line Margin (dB) Read Level Ant Factor Cable Loss Preamp Factor APos TPos Remark<br>MHz dBuV/m dBuV/m dBuV dB/m dB dB cm deg<br>1 5180.00 103.99 ------ ------ 89.84 34.87 11.08 31.80 100 287 AVERAGE |

| Mode | 39 | |
|---|---|---|
| | Band Edge | |
| | U-NII-1_5.15-5.25_802.11ax HE20_CH36_RU 52/37_5180MHz | |
| ANT | 4+5 | |
| Pol. | Vertical | Fundamental |
| Peak | 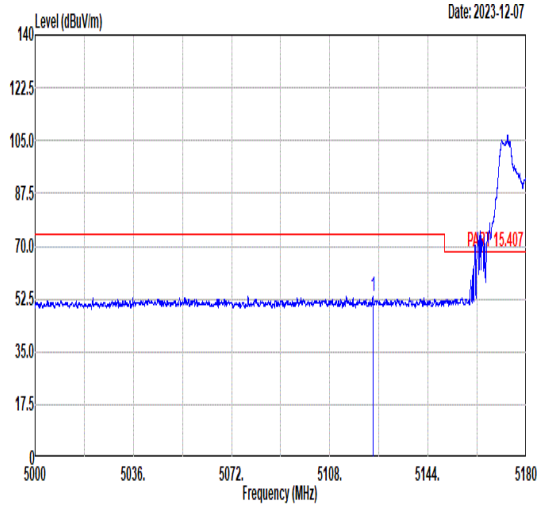 <br>Freq Level Limit Line Margin (dB) Read Level Ant Factor Cable Loss Preamp Factor APos TPos Remark<br>MHz dBuV/m dBuV/m dBuV dB/m dB dB cm deg<br>1 5123.75 53.47 74.00 -20.53 39.24 34.88 11.10 31.75 100 258 PEAK | 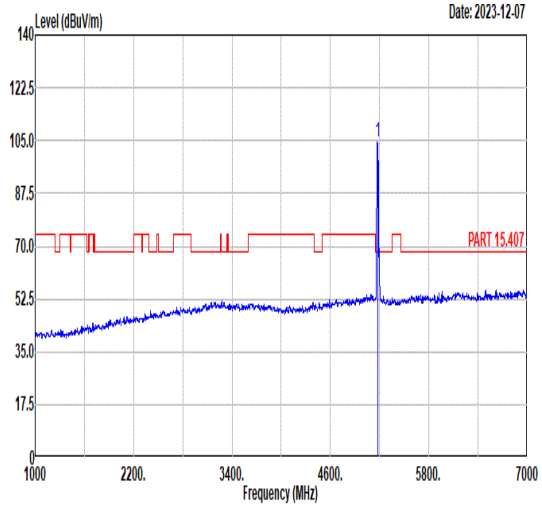 <br>Freq Level Limit Line Margin (dB) Read Level Ant Factor Cable Loss Preamp Factor APos TPos Remark<br>MHz dBuV/m dBuV/m dBuV dB/m dB dB cm deg<br>1 5180.00 104.53 ------ ------ 90.38 34.87 11.08 31.80 100 258 PEAK |
| Avg | 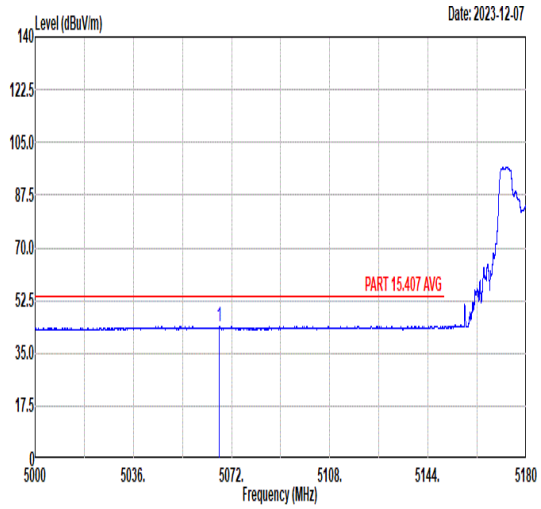 <br>Freq Level Limit Line Margin (dB) Read Level Ant Factor Cable Loss Preamp Factor APos TPos Remark<br>MHz dBuV/m dBuV/m dBuV dB/m dB dB cm deg<br>1 5067.59 44.06 54.00 -9.94 29.72 34.89 11.13 31.68 100 258 AVERAGE | 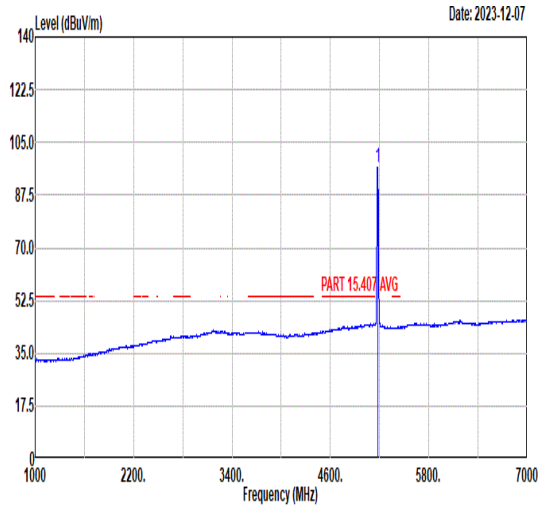 <br>Freq Level Limit Line Margin (dB) Read Level Ant Factor Cable Loss Preamp Factor APos TPos Remark<br>MHz dBuV/m dBuV/m dBuV dB/m dB dB cm deg<br>1 5180.00 96.55 ------ ------ 82.42 34.87 11.07 31.81 100 258 AVERAGE |

| Mode | 40 | |
|---|---|---|
| | Band Edge | |
| | U-NII-1_5.15-5.25_802.11ax HE20_CH36_RU 106/53_5180MHz | |
| ANT | 4+5 | |
| Pol. | Horizontal | Fundamental |
| Peak | 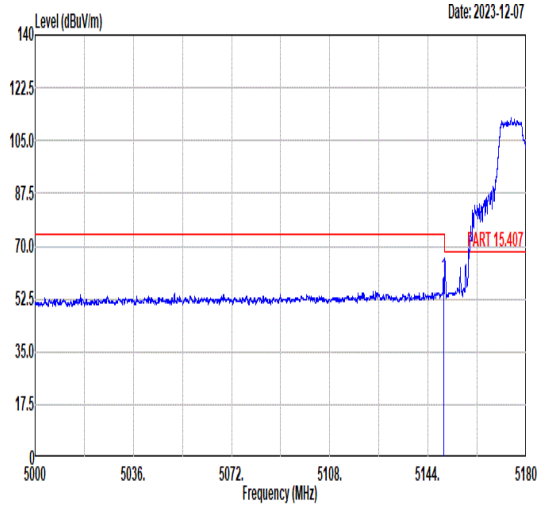 <br>Freq Level Limit Line Margin (dB) Read Level Ant Factor Cable Loss Preamp Factor APos TPos Remark<br>MHz dBuV/m dBuV/m dBuV dB/m dB dB cm deg<br>1 5149.67 59.62 74.00 -14.38 45.44 34.87 11.09 31.78 100 286 PEAK | 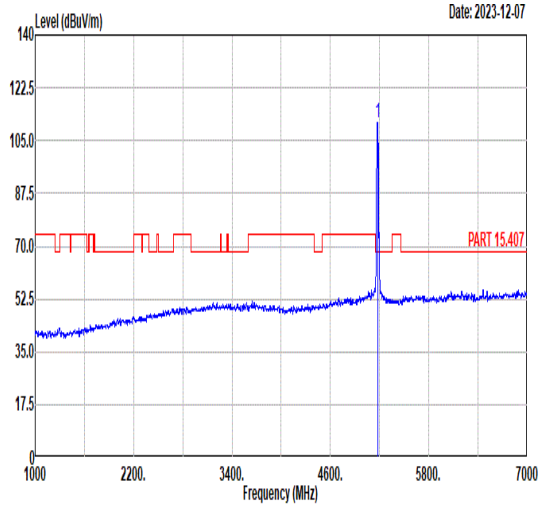 <br>Freq Level Limit Line Margin (dB) Read Level Ant Factor Cable Loss Preamp Factor APos TPos Remark<br>MHz dBuV/m dBuV/m dBuV dB/m dB dB cm deg<br>1 5180.00 110.86 ------ ------ 96.73 34.87 11.07 31.81 100 286 PEAK |
| Avg | 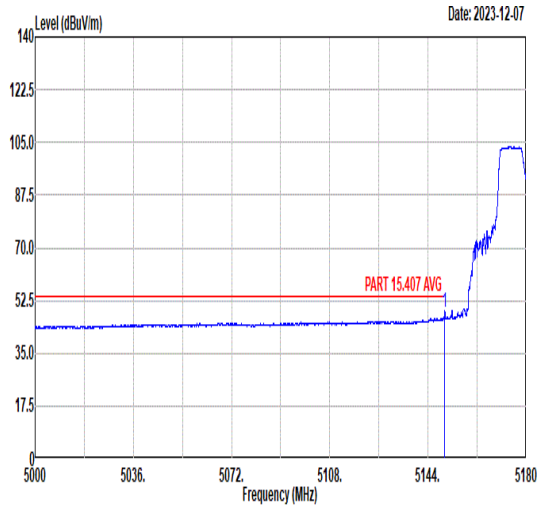 <br>Freq Level Limit Line Margin (dB) Read Level Ant Factor Cable Loss Preamp Factor APos TPos Remark<br>MHz dBuV/m dBuV/m dBuV dB/m dB dB cm deg<br>1 5149.99 48.37 54.00 -5.63 34.20 34.87 11.08 31.78 100 286 AVERAGE | 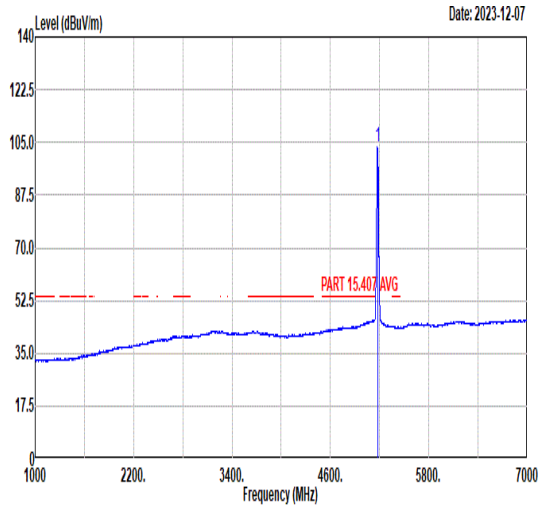 <br>Freq Level Limit Line Margin (dB) Read Level Ant Factor Cable Loss Preamp Factor APos TPos Remark<br>MHz dBuV/m dBuV/m dBuV dB/m dB dB cm deg<br>1 5180.00 103.34 ------ ------ 89.19 34.87 11.08 31.80 100 286 AVERAGE |

| Mode | 40 | |
|---|---|---|
| | Band Edge | |
| | U-NII-1_5.15-5.25_802.11ax HE20_CH36_RU 106/53_5180MHz | |
| ANT | 4+5 | |
| Pol. | Vertical | Fundamental |
| Peak | 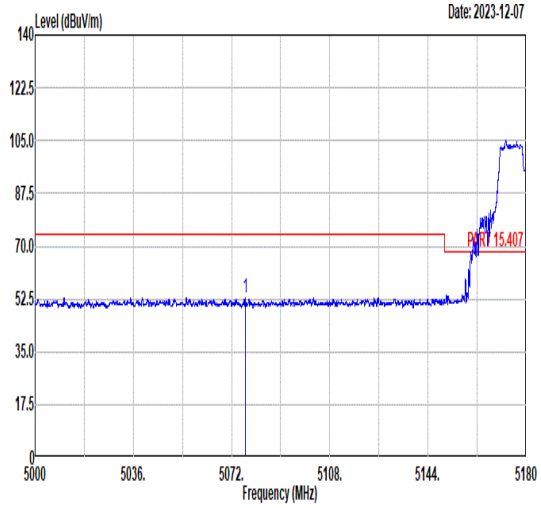 <br>Freq Level Limit Line Margin (dB) Read Level Ant Factor Cable Loss Preamp Factor APos TPos Remark<br>MHz dBuV/m dBuV/m dBuV dB/m dB dB cm deg<br>1 5076.97 53.05 74.00 -20.95 38.73 34.88 11.13 31.69 100 252 PEAK | 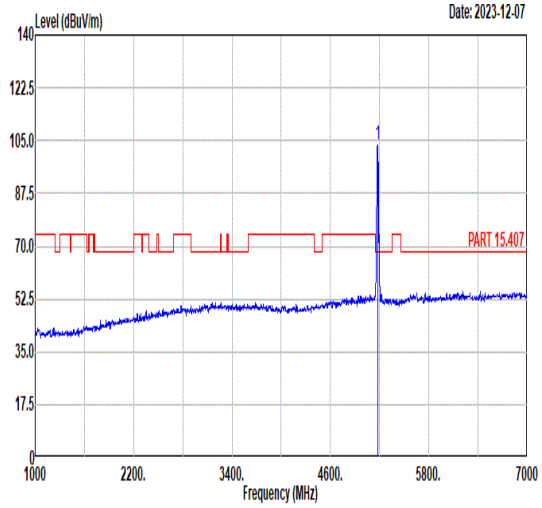 <br>Freq Level Limit Line Margin (dB) Read Level Ant Factor Cable Loss Preamp Factor APos TPos Remark<br>MHz dBuV/m dBuV/m dBuV dB/m dB dB cm deg<br>1 5180.00 103.42 ------ ------ 89.29 34.87 11.07 31.81 100 252 PEAK |
| Avg | 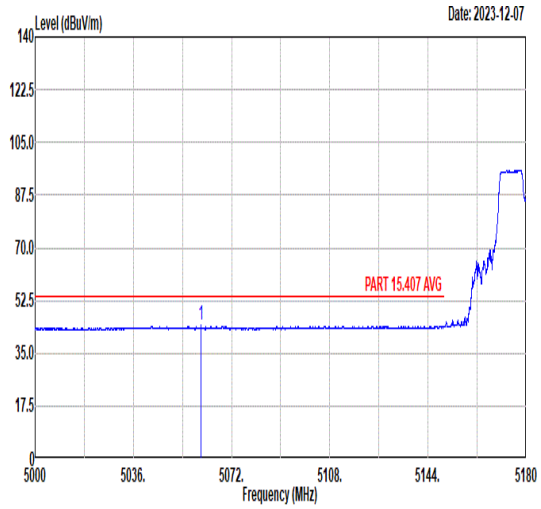 <br>Freq Level Limit Line Margin (dB) Read Level Ant Factor Cable Loss Preamp Factor APos TPos Remark<br>MHz dBuV/m dBuV/m dBuV dB/m dB dB cm deg<br>1 5060.75 44.12 54.00 -9.88 29.76 34.89 11.14 31.67 100 252 AVERAGE | 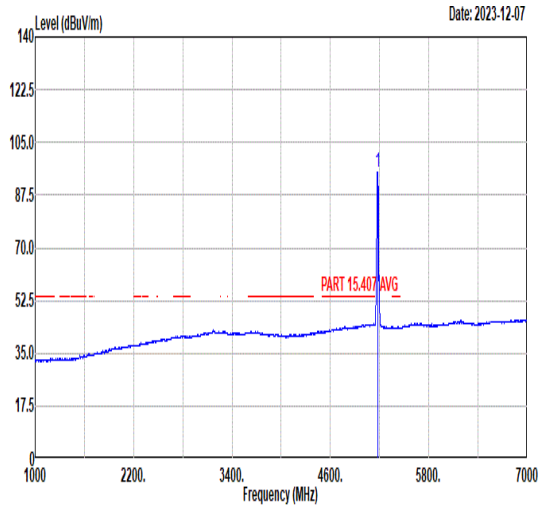 <br>Freq Level Limit Line Margin (dB) Read Level Ant Factor Cable Loss Preamp Factor APos TPos Remark<br>MHz dBuV/m dBuV/m dBuV dB/m dB dB cm deg<br>1 5180.00 95.34 ------ ------ 81.21 34.87 11.07 31.81 100 252 AVERAGE |

| Mode | 41 | |
|---|---|---|
| | Band Edge | |
| | U-NII-2A_5.25-5.35_802.11ax HE20_CH64_RU 26/8_5320MHz | |
| ANT | 4+5 | |
| Pol. | Horizontal | Fundamental |
| Peak | 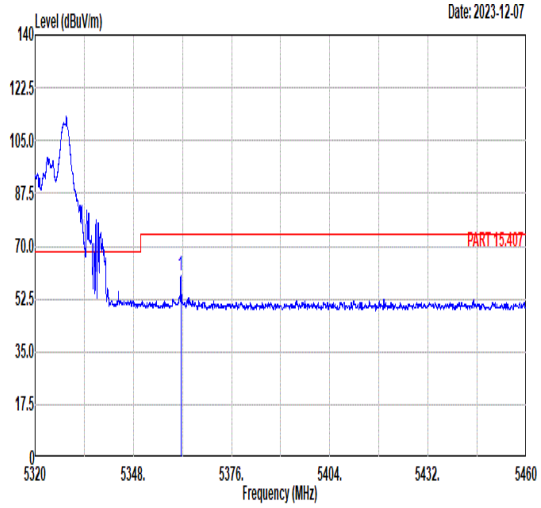 <br>Freq Level Limit Line Margin (dB) Read Level Ant Factor Cable Loss Preamp Factor APos TPos Remark<br>MHz dBuV/m dBuV/m dBuV dB/m dB dB cm deg<br>1 5361.51 60.13 74.00 -13.87 46.41 34.83 10.93 32.04 100 288 PEAK | 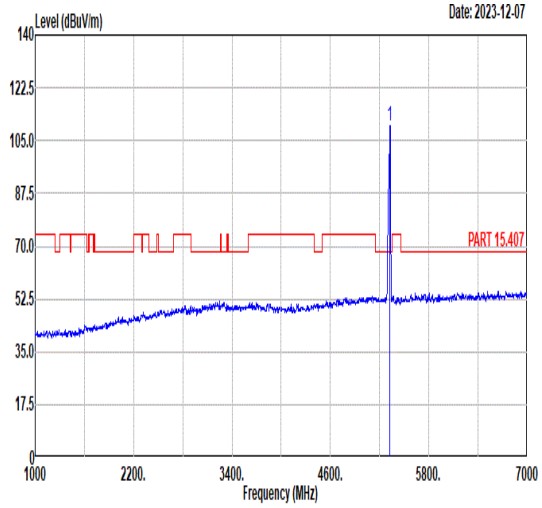 <br>Freq Level Limit Line Margin (dB) Read Level Ant Factor Cable Loss Preamp Factor APos TPos Remark<br>MHz dBuV/m dBuV/m dBuV dB/m dB dB cm deg<br>1 5320.00 109.97 ------ ------ 96.18 34.83 10.96 32.00 100 288 PEAK |
| Avg | 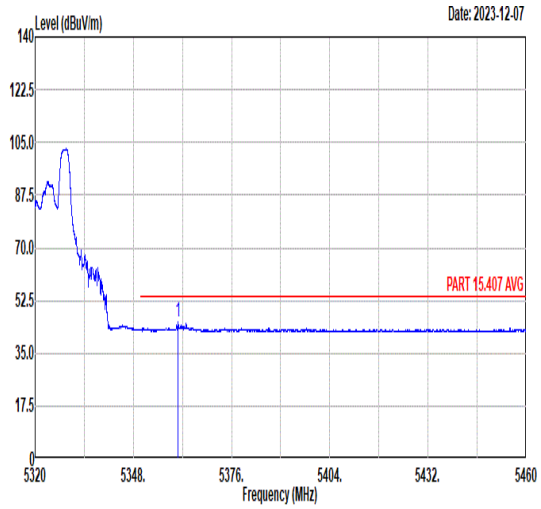 <br>Freq Level Limit Line Margin (dB) Read Level Ant Factor Cable Loss Preamp Factor APos TPos Remark<br>MHz dBuV/m dBuV/m dBuV dB/m dB dB cm deg<br>1 5360.67 45.25 54.00 -8.75 31.52 34.83 10.94 32.04 100 288 AVERAGE | 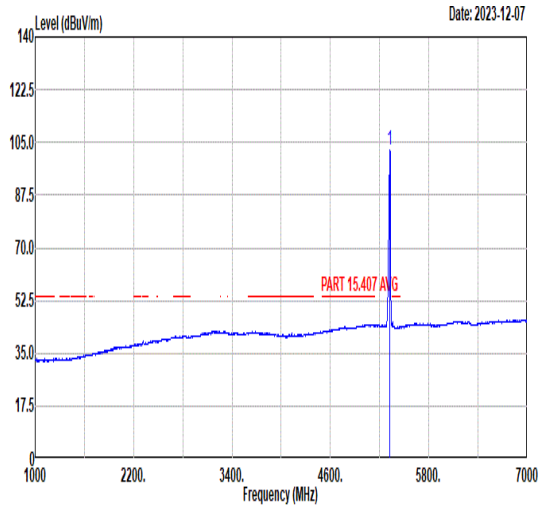 <br>Freq Level Limit Line Margin (dB) Read Level Ant Factor Cable Loss Preamp Factor APos TPos Remark<br>MHz dBuV/m dBuV/m dBuV dB/m dB dB cm deg<br>1 5320.00 102.41 ------ ------ 88.61 34.84 10.96 32.00 100 288 AVERAGE |

| Mode | 41 | |
|---|---|---|
| | Band Edge | |
| | U-NII-2A_5.25-5.35_802.11ax HE20_CH64_RU 26/8_5320MHz | |
| ANT | 4+5 | |
| Pol. | Vertical | Fundamental |
| Peak | 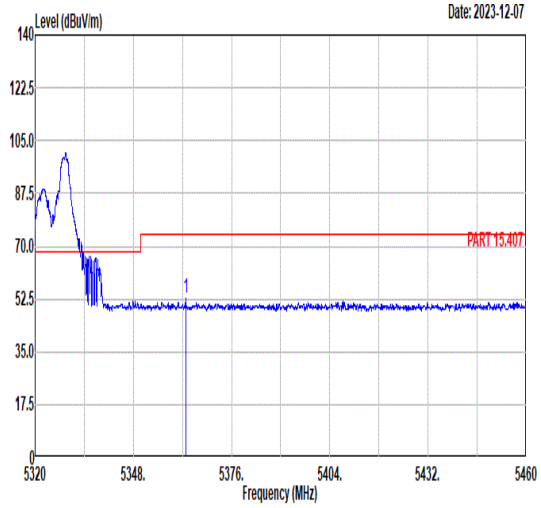 <br>Freq Level Limit Line Margin (dB) Read Level Ant Factor Cable Loss Preamp Factor APos TPos Remark<br>MHz dBuV/m dBuV/m dBuV dB/m dB dB cm deg<br>1 5362.92 52.87 74.00 -21.13 39.16 34.83 10.93 32.05 317 0 PEAK | 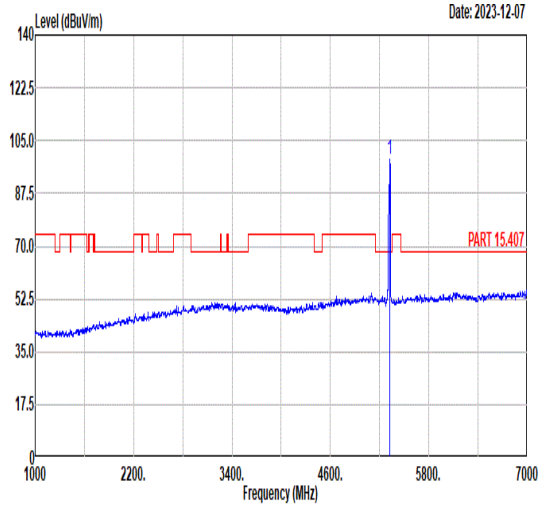 <br>Freq Level Limit Line Margin (dB) Read Level Ant Factor Cable Loss Preamp Factor APos TPos Remark<br>MHz dBuV/m dBuV/m dBuV dB/m dB dB cm deg<br>1 5320.00 98.72 ------ ------ 84.92 34.84 10.96 32.00 317 0 PEAK |
| Avg | 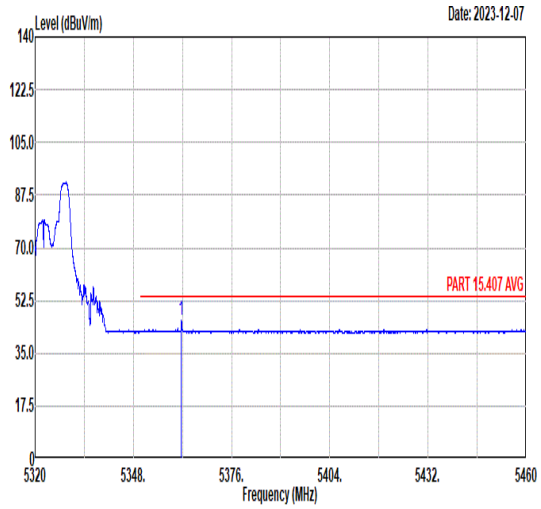 <br>Freq Level Limit Line Margin (dB) Read Level Ant Factor Cable Loss Preamp Factor APos TPos Remark<br>MHz dBuV/m dBuV/m dBuV dB/m dB dB cm deg<br>1 5361.66 45.84 54.00 -8.16 32.12 34.83 10.93 32.04 317 0 AVERAGE | 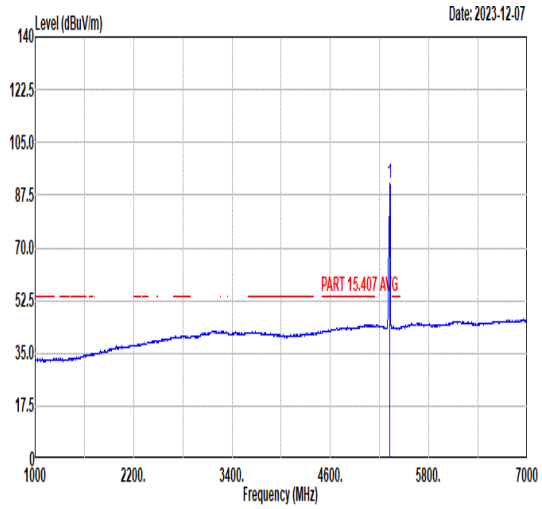 <br>Freq Level Limit Line Margin (dB) Read Level Ant Factor Cable Loss Preamp Factor APos TPos Remark<br>MHz dBuV/m dBuV/m dBuV dB/m dB dB cm deg<br>1 5320.00 91.20 ------ ------ 77.40 34.84 10.96 32.00 317 0 AVERAGE |

| Mode | 42 | |
|---|---|---|
| | Band Edge | |
| | U-NII-2A_5.25-5.35_802.11ax HE20_CH64_RU 52/40_5320MHz | |
| ANT | 4+5 | |
| Pol. | Horizontal | Fundamental |
| Peak | 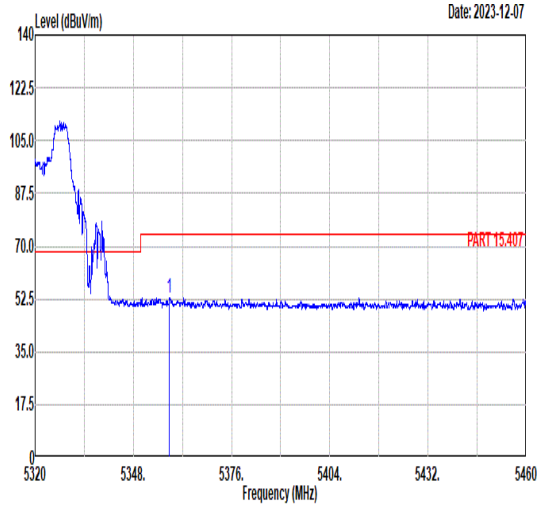 <br>Freq Level Limit Line Margin (dB) Read Level Ant Factor Cable Loss Preamp Factor APos TPos Remark<br>MHz dBuV/m dBuV/m dBuV dB/m dB dB cm deg<br>1 5358.30 53.04 74.00 -20.96 39.31 34.83 10.94 32.04 100 274 PEAK | 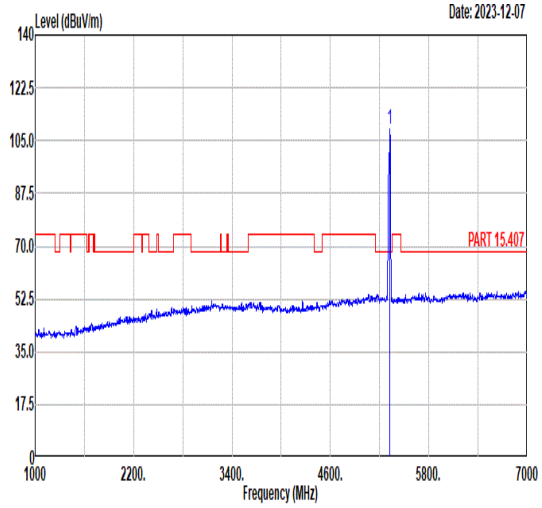 <br>Freq Level Limit Line Margin (dB) Read Level Ant Factor Cable Loss Preamp Factor APos TPos Remark<br>MHz dBuV/m dBuV/m dBuV dB/m dB dB cm deg<br>1 5320.00 109.08 ------ ------ 95.28 34.84 10.96 32.00 100 274 PEAK |
| Avg | 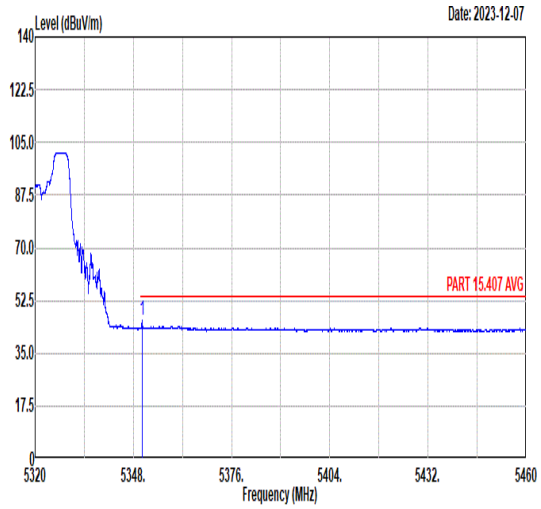 <br>Freq Level Limit Line Margin (dB) Read Level Ant Factor Cable Loss Preamp Factor APos TPos Remark<br>MHz dBuV/m dBuV/m dBuV dB/m dB dB cm deg<br>1 5350.46 45.93 54.00 -8.07 32.19 34.83 10.94 32.03 100 274 AVERAGE | 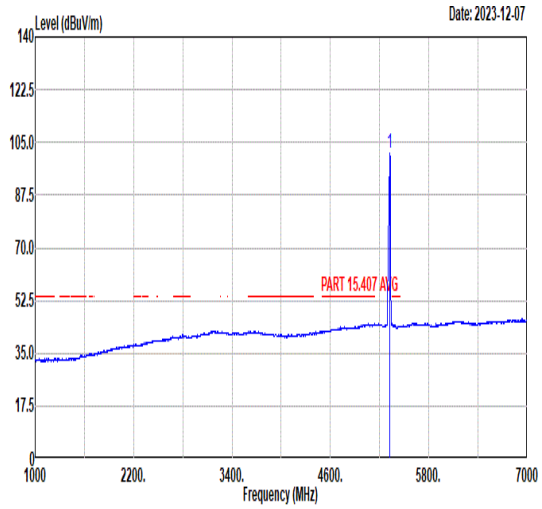 <br>Freq Level Limit Line Margin (dB) Read Level Ant Factor Cable Loss Preamp Factor APos TPos Remark<br>MHz dBuV/m dBuV/m dBuV dB/m dB dB cm deg<br>1 5320.00 101.34 ------ ------ 87.54 34.84 10.96 32.00 100 274 AVERAGE |

| Mode | 42 | |
|---|---|---|
| | Band Edge | |
| | U-NII-2A_5.25-5.35_802.11ax HE20_CH64_RU 52/40_5320MHz | |
| ANT | 4+5 | |
| Pol. | Vertical | Fundamental |
| Peak | 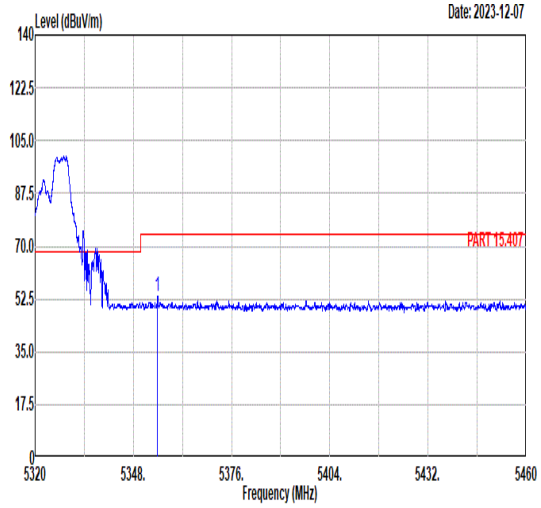 <br>Freq Level Limit Line Margin (dB) Read Level Ant Factor Cable Loss Preamp Factor APos TPos Remark<br>MHz dBuV/m dBuV/m dBuV dB/m dB dB cm deg<br>1 5354.93 53.47 74.00 -20.53 39.74 34.83 10.94 32.04 317 0 PEAK | 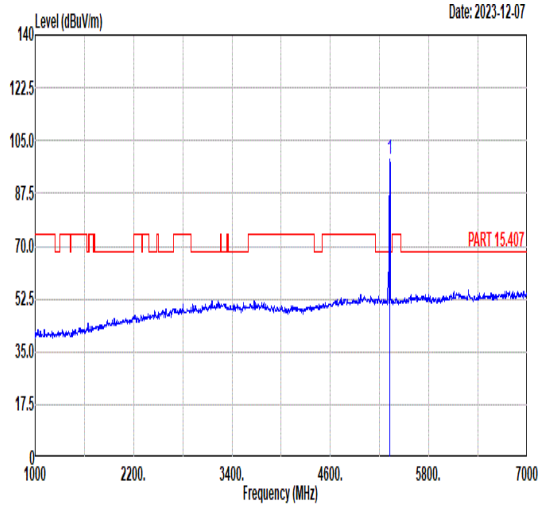 <br>Freq Level Limit Line Margin (dB) Read Level Ant Factor Cable Loss Preamp Factor APos TPos Remark<br>MHz dBuV/m dBuV/m dBuV dB/m dB dB cm deg<br>1 5320.00 98.67 ------ ------ 84.87 34.84 10.96 32.00 317 0 PEAK |
| Avg | 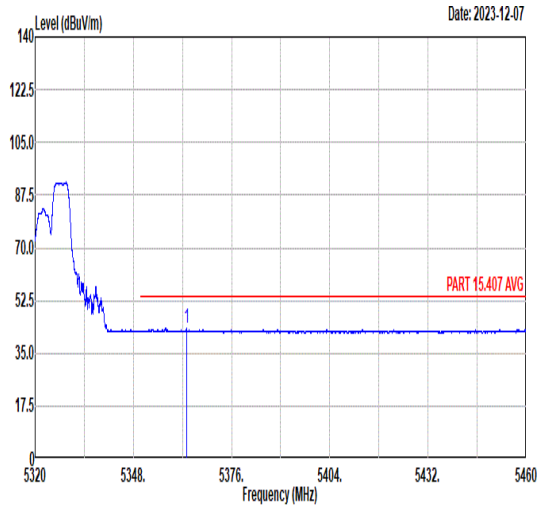 <br>Freq Level Limit Line Margin (dB) Read Level Ant Factor Cable Loss Preamp Factor APos TPos Remark<br>MHz dBuV/m dBuV/m dBuV dB/m dB dB cm deg<br>1 5363.20 43.21 54.00 -10.79 29.50 34.83 10.93 32.05 317 0 AVERAGE | 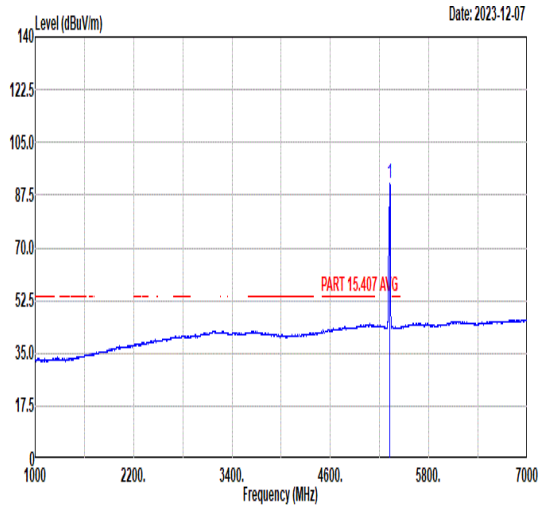 <br>Freq Level Limit Line Margin (dB) Read Level Ant Factor Cable Loss Preamp Factor APos TPos Remark<br>MHz dBuV/m dBuV/m dBuV dB/m dB dB cm deg<br>1 5320.00 91.19 ------ ------ 77.39 34.84 10.96 32.00 317 0 AVERAGE |

| Mode | 43 | |
|---|---|---|
| | Band Edge | |
| | U-NII-2A_5.25-5.35_802.11ax HE20_CH64_RU 106/54_5320MHz | |
| ANT | 4+5 | |
| Pol. | Horizontal | Fundamental |
| Peak | 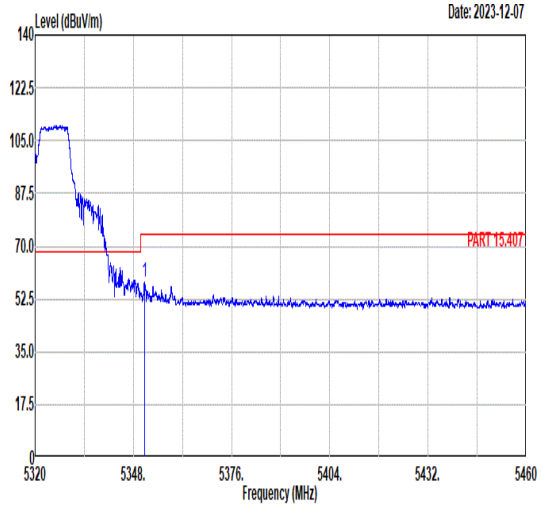 <br>Freq Level Limit Line Margin (dB) Read Level Ant Factor Cable Loss Preamp Factor APos TPos Remark<br>MHz dBuV/m dBuV/m dBuV dB/m dB dB cm deg<br>1 5351.16 58.36 74.00 -15.64 44.62 34.83 10.94 32.03 100 292 PEAK | 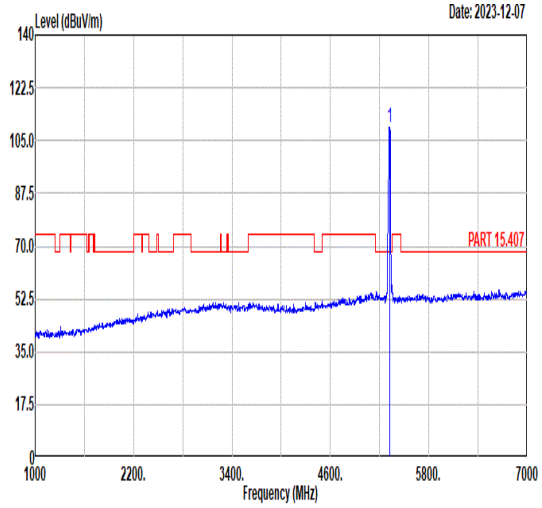 <br>Freq Level Limit Line Margin (dB) Read Level Ant Factor Cable Loss Preamp Factor APos TPos Remark<br>MHz dBuV/m dBuV/m dBuV dB/m dB dB cm deg<br>1 5320.00 109.15 ------ ------ 95.33 34.84 10.97 31.99 100 292 PEAK |
| Avg | 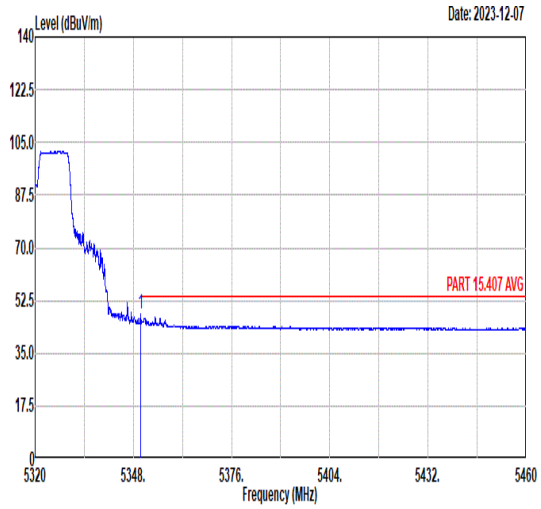 <br>Freq Level Limit Line Margin (dB) Read Level Ant Factor Cable Loss Preamp Factor APos TPos Remark<br>MHz dBuV/m dBuV/m dBuV dB/m dB dB cm deg<br>1 5350.04 48.03 54.00 -5.97 34.29 34.83 10.94 32.03 100 292 AVERAGE | 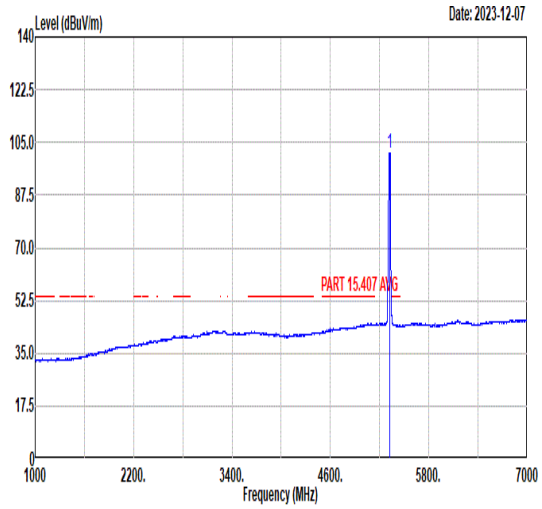 <br>Freq Level Limit Line Margin (dB) Read Level Ant Factor Cable Loss Preamp Factor APos TPos Remark<br>MHz dBuV/m dBuV/m dBuV dB/m dB dB cm deg<br>1 5320.00 101.54 ------ ------ 87.74 34.84 10.96 32.00 100 292 AVERAGE |

| Mode | 43 | |
|---|---|---|
| | Band Edge | |
| | U-NII-2A_5.25-5.35_802.11ax HE20_CH64_RU 106/54_5320MHz | |
| ANT | 4+5 | |
| Pol. | Vertical | Fundamental |
| Peak | 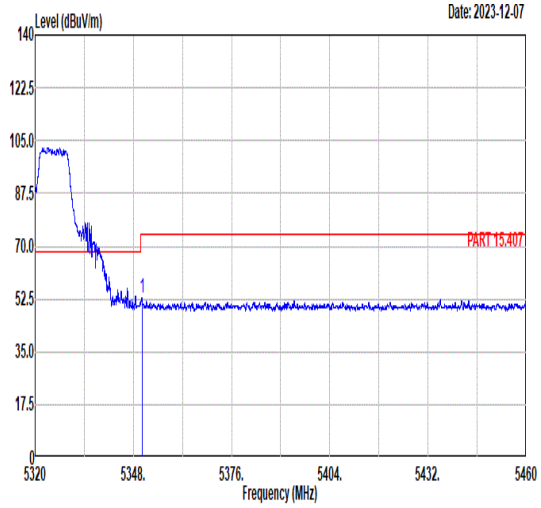 <br>Freq Level Limit Line Margin (dB) Read Level Ant Factor Cable Loss Preamp Factor APos TPos Remark<br>MHz dBuV/m dBuV/m dBuV dB/m dB dB cm deg<br>1 5350.46 53.07 74.00 -20.93 39.33 34.83 10.94 32.03 343 9 PEAK | 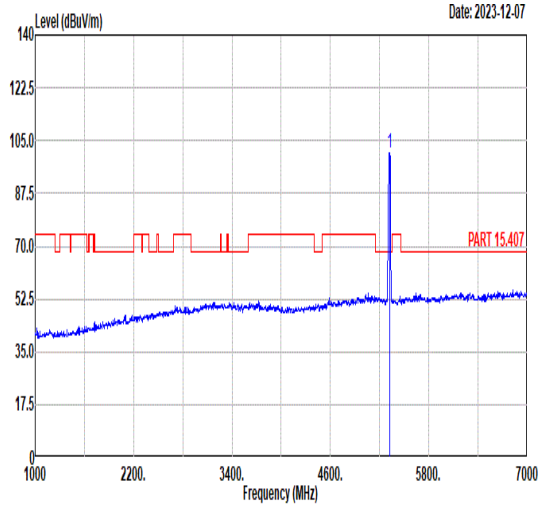 <br>Freq Level Limit Line Margin (dB) Read Level Ant Factor Cable Loss Preamp Factor APos TPos Remark<br>MHz dBuV/m dBuV/m dBuV dB/m dB dB cm deg<br>1 5320.00 101.17 ------ ------ 87.35 34.84 10.97 31.99 343 9 PEAK |
| Avg | 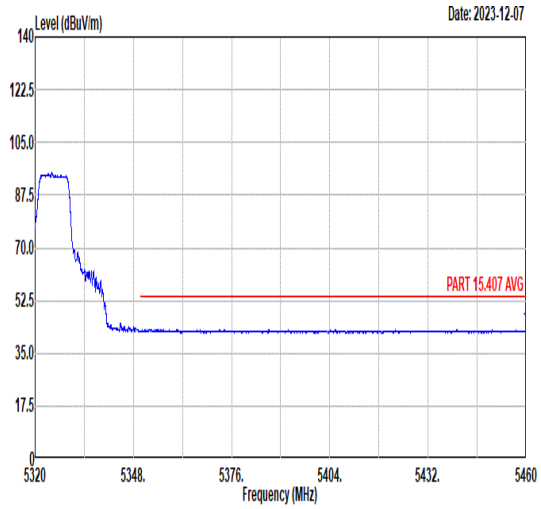 <br>Freq Level Limit Line Margin (dB) Read Level Ant Factor Cable Loss Preamp Factor APos TPos Remark<br>MHz dBuV/m dBuV/m dBuV dB/m dB dB cm deg<br>1 5459.80 42.85 54.00 -11.15 29.09 34.81 11.12 32.17 343 9 AVERAGE | 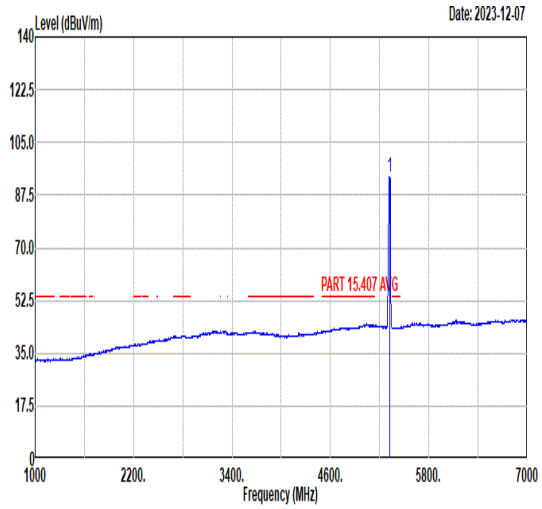 <br>Freq Level Limit Line Margin (dB) Read Level Ant Factor Cable Loss Preamp Factor APos TPos Remark<br>MHz dBuV/m dBuV/m dBuV dB/m dB dB cm deg<br>1 5320.00 93.67 ------ ------ 79.87 34.84 10.96 32.00 343 9 AVERAGE |

| Mode | 44 | |
|---|---|---|
| | Band Edge | |
| | U-NII-2C_5.47-5.725_802.11ax HE20_CH100_ RU 26/0_5500MHz | |
| ANT | 8+6 | |
| Pol. | Horizontal | Fundamental |
| Peak | 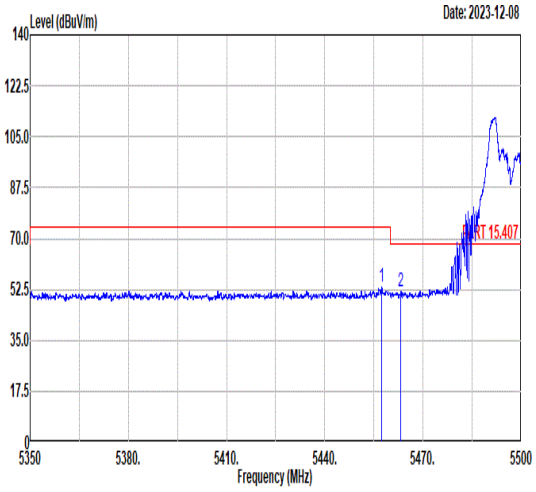 <br>Freq Level Limit Line Margin (dB) Read Level Ant Factor Cable Loss Preamp Factor APos TPos Remark<br>MHz dBuV/m dBuV/m dBuV dB/m dB dB cm deg<br>1 5457.34 53.12 74.00 -20.88 39.36 34.81 11.11 32.16 100 293 PEAK<br>2 5463.18 51.99 68.30 -16.31 38.22 34.81 11.13 32.17 100 293 PEAK | 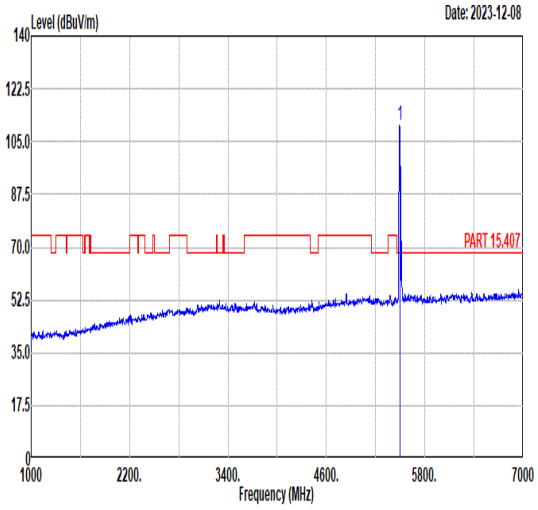 <br>Freq Level Limit Line Margin (dB) Read Level Ant Factor Cable Loss Preamp Factor APos TPos Remark<br>MHz dBuV/m dBuV/m dBuV dB/m dB dB cm deg<br>1 5500.00 110.58 ------ ------ 96.73 34.80 11.25 32.20 100 293 PEAK |
| Avg | 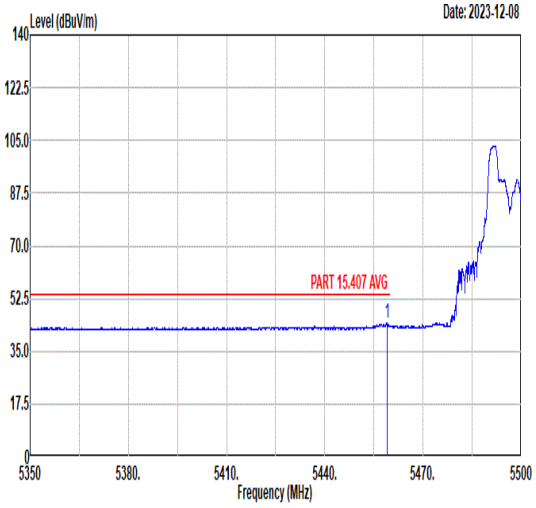 <br>Freq Level Limit Line Margin (dB) Read Level Ant Factor Cable Loss Preamp Factor APos TPos Remark<br>MHz dBuV/m dBuV/m dBuV dB/m dB dB cm deg<br>1 5458.98 44.20 54.00 -9.80 30.43 34.81 11.12 32.16 100 293 AVERAGE | 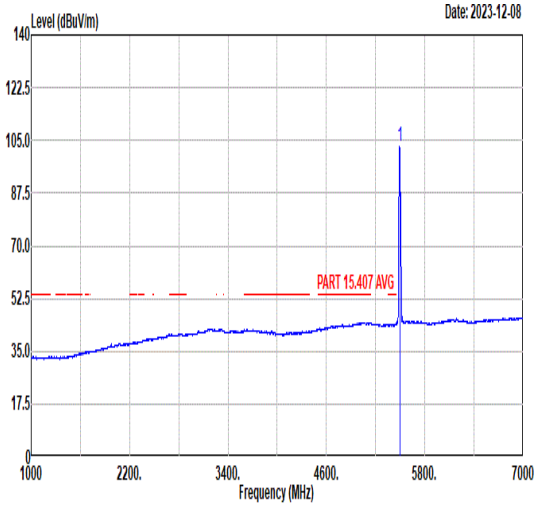 <br>Freq Level Limit Line Margin (dB) Read Level Ant Factor Cable Loss Preamp Factor APos TPos Remark<br>MHz dBuV/m dBuV/m dBuV dB/m dB dB cm deg<br>1 5500.00 102.93 ------ ------ 89.08 34.80 11.25 32.20 100 293 AVERAGE |

| Mode | 44 | |
|---|---|---|
| | Band Edge | |
| | U-NII-2C_5.47-5.725_802.11ax HE20_CH100_ RU 26/0_5500MHz | |
| ANT | 8+6 | |
| Pol. | Vertical | Fundamental |
| Peak | 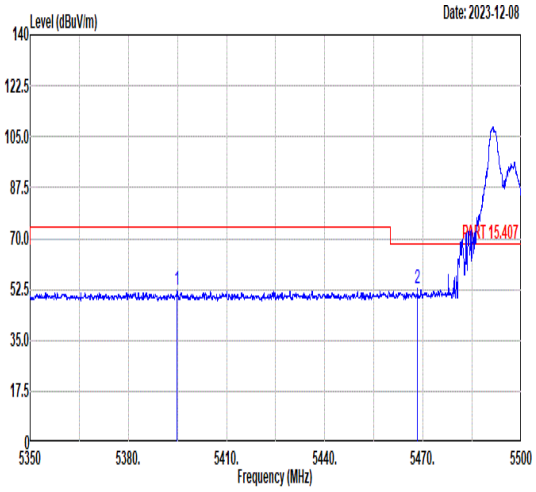 <br>Freq Level Limit Line Margin (dB) Read Level Ant Factor Cable Loss Preamp Factor APos TPos Remark<br>MHz dBuV/m dBuV/m dBuV dB/m dB dB cm deg<br>1 5394.93 52.39 74.00 -21.61 38.74 34.82 10.91 32.08 301 264 PEAK<br>2 5468.29 52.94 68.30 -15.36 39.16 34.81 11.15 32.18 301 264 PEAK | 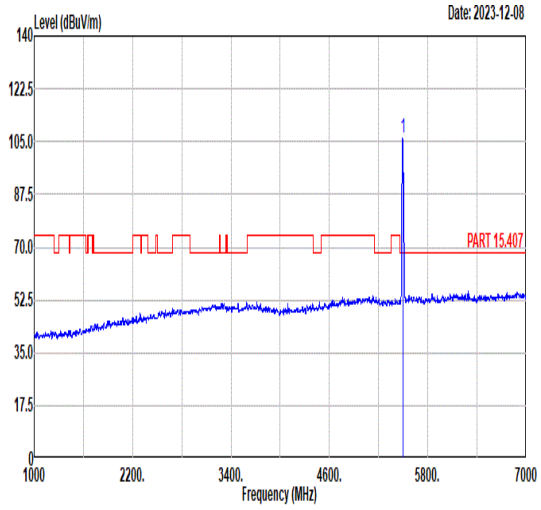 <br>Freq Level Limit Line Margin (dB) Read Level Ant Factor Cable Loss Preamp Factor APos TPos Remark<br>MHz dBuV/m dBuV/m dBuV dB/m dB dB cm deg<br>1 5500.00 106.40 ------ ------ 92.55 34.80 11.25 32.20 301 264 PEAK |
| Avg | 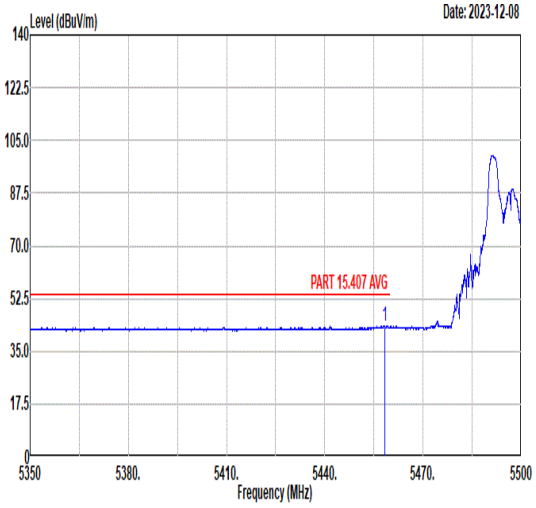 <br>Freq Level Limit Line Margin (dB) Read Level Ant Factor Cable Loss Preamp Factor APos TPos Remark<br>MHz dBuV/m dBuV/m dBuV dB/m dB dB cm deg<br>1 5458.23 43.35 54.00 -10.65 29.59 34.81 11.11 32.16 301 264 AVERAGE | 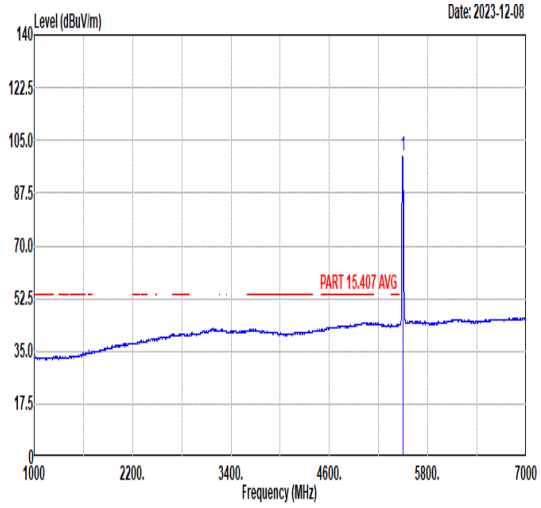 <br>Freq Level Limit Line Margin (dB) Read Level Ant Factor Cable Loss Preamp Factor APos TPos Remark<br>MHz dBuV/m dBuV/m dBuV dB/m dB dB cm deg<br>1 5500.00 99.60 ------ ------ 85.75 34.80 11.25 32.20 301 264 AVERAGE |

| Mode | 45 | |
|---|---|---|
| | Band Edge | |
| | U-NII-2C_5.47-5.725_802.11ax HE20_CH100_RU 52/37_5500MHz | |
| ANT | 8+6 | |
| Pol. | Horizontal | Fundamental |
| Peak | 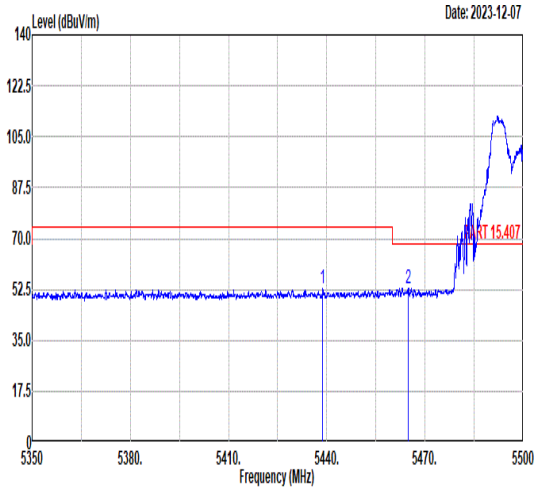 <br>Freq Level Limit Line Margin (dB) Read Level Ant Factor Cable Loss Preamp Factor APos TPos Remark<br>MHz dBuV/m dBuV/m dBuV dB/m dB dB cm deg<br>1 5438.73 52.68 74.00 -21.32 38.98 34.81 11.03 32.14 100 293 PEAK<br>2 5464.98 52.80 68.30 -15.50 39.02 34.81 11.14 32.17 100 293 PEAK | 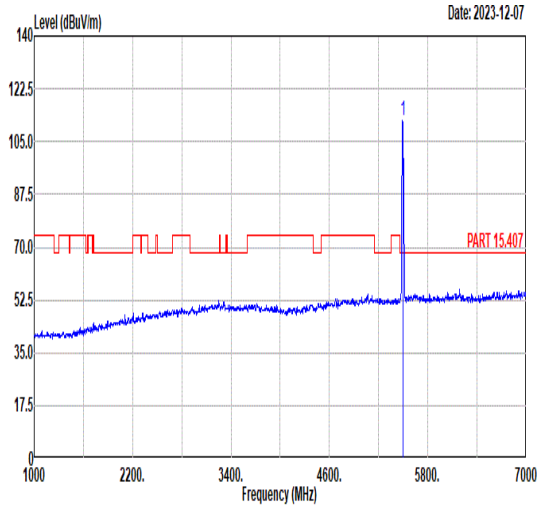 <br>Freq Level Limit Line Margin (dB) Read Level Ant Factor Cable Loss Preamp Factor APos TPos Remark<br>MHz dBuV/m dBuV/m dBuV dB/m dB dB cm deg<br>1 5500.00 111.79 ------ ------ 97.94 34.80 11.25 32.20 100 293 PEAK |
| Avg | 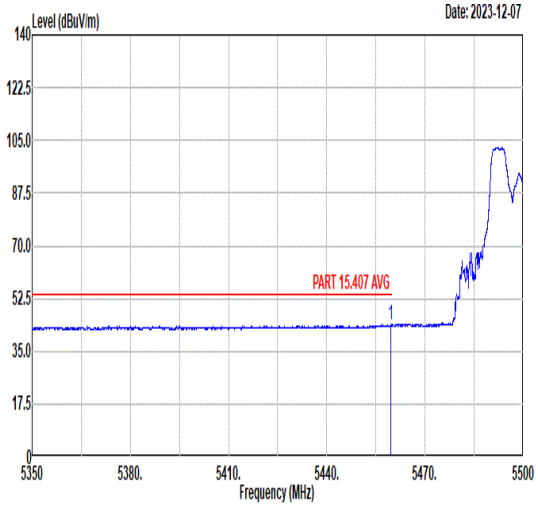 <br>Freq Level Limit Line Margin (dB) Read Level Ant Factor Cable Loss Preamp Factor APos TPos Remark<br>MHz dBuV/m dBuV/m dBuV dB/m dB dB cm deg<br>1 5459.59 43.82 54.00 -10.18 30.05 34.81 11.12 32.16 100 293 AVERAGE | 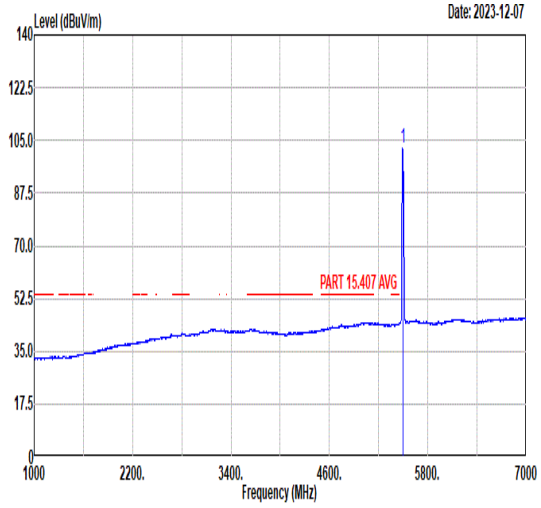 <br>Freq Level Limit Line Margin (dB) Read Level Ant Factor Cable Loss Preamp Factor APos TPos Remark<br>MHz dBuV/m dBuV/m dBuV dB/m dB dB cm deg<br>1 5500.00 102.28 ------ ------ 88.43 34.80 11.25 32.20 100 293 AVERAGE |

| Mode | 45 |
|---|---|
| | Band Edge |
| | U-NII-2C_5.47-5.725_802.11ax HE20_CH100_RU 52/37_5500MHz |
| ANT | 8+6 |

| Pol. | Vertical | Fundamental |
|---|---|---|
| Peak | 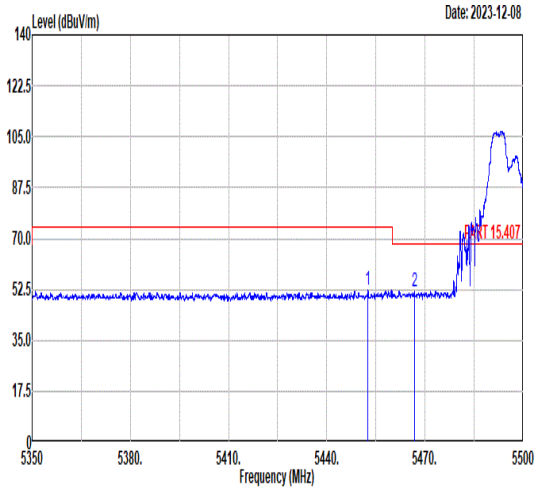 <br>Freq Level Limit Line Margin (dB) Read Level Ant Factor Cable Loss Preamp Factor APos TPos Remark<br>MHz dBuV/m dBuV/m dBuV dB/m dB dB cm deg<br>1 5452.54 52.37 74.00 -21.63 38.63 34.81 11.09 32.16 301 264 PEAK<br>2 5466.79 51.92 68.30 -16.38 38.13 34.81 11.15 32.17 301 264 PEAK | 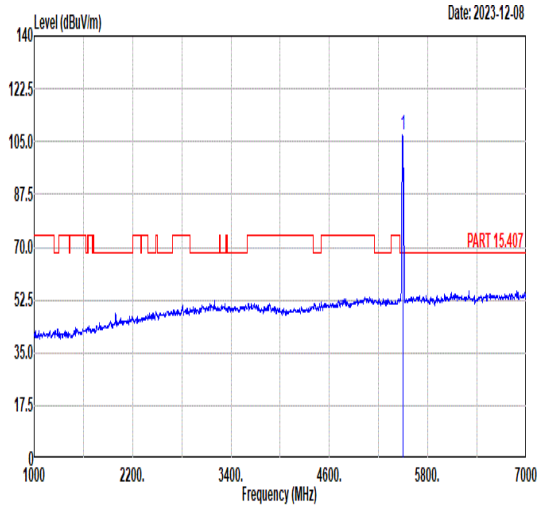 <br>Freq Level Limit Line Margin (dB) Read Level Ant Factor Cable Loss Preamp Factor APos TPos Remark<br>MHz dBuV/m dBuV/m dBuV dB/m dB dB cm deg<br>1 5500.00 107.11 ------ ------ 93.26 34.80 11.25 32.20 301 264 PEAK |
| Avg | 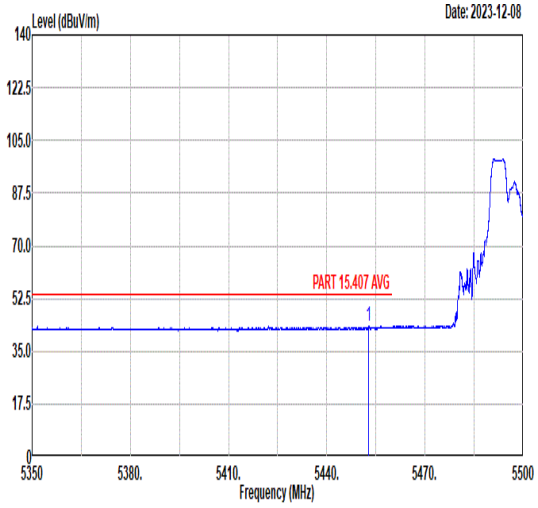 <br>Freq Level Limit Line Margin (dB) Read Level Ant Factor Cable Loss Preamp Factor APos TPos Remark<br>MHz dBuV/m dBuV/m dBuV dB/m dB dB cm deg<br>1 5452.84 43.19 54.00 -10.81 29.45 34.81 11.09 32.16 301 264 AVERAGE | 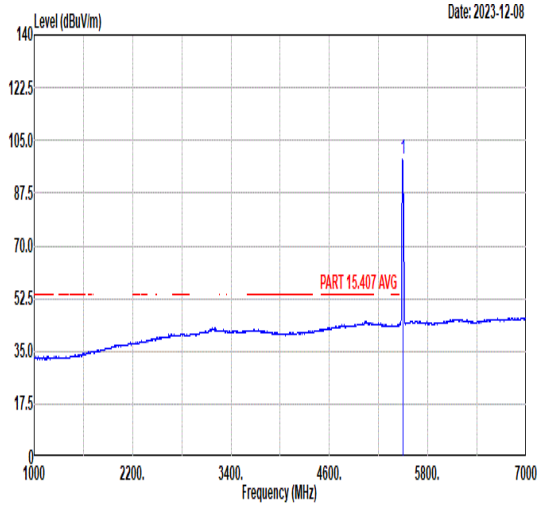 <br>Freq Level Limit Line Margin (dB) Read Level Ant Factor Cable Loss Preamp Factor APos TPos Remark<br>MHz dBuV/m dBuV/m dBuV dB/m dB dB cm deg<br>1 5500.00 98.60 ------ ------ 84.75 34.80 11.25 32.20 301 264 AVERAGE |

| Mode | 46 | |
|---|---|---|
| | Band Edge | |
| | U-NII-2C_5.47-5.725_802.11ax HE20_CH100_RU 106/53_5500MHz | |
| ANT | 8+6 | |
| Pol. | Horizontal | Fundamental |
| Peak | 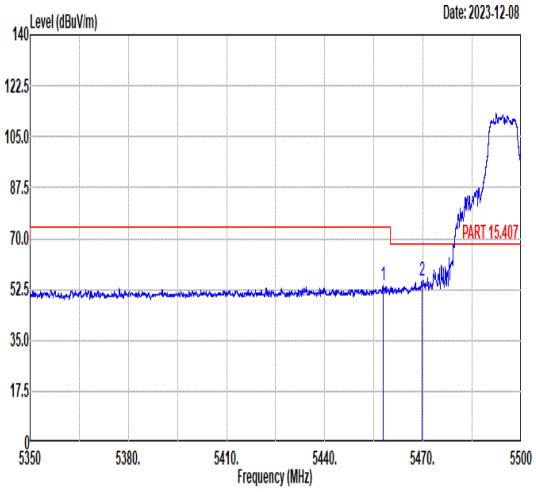 <br>Freq Level Limit Line Margin (dB) Read Level Ant Factor Cable Loss Preamp Factor APos TPos Remark<br>MHz dBuV/m dBuV/m dBuV dB/m dB dB cm deg<br>1 5457.79 53.94 74.00 -20.06 40.18 34.81 11.11 32.16 100 289 PEAK<br>2 5469.63 55.25 68.30 -13.05 41.46 34.81 11.16 32.18 100 289 PEAK | 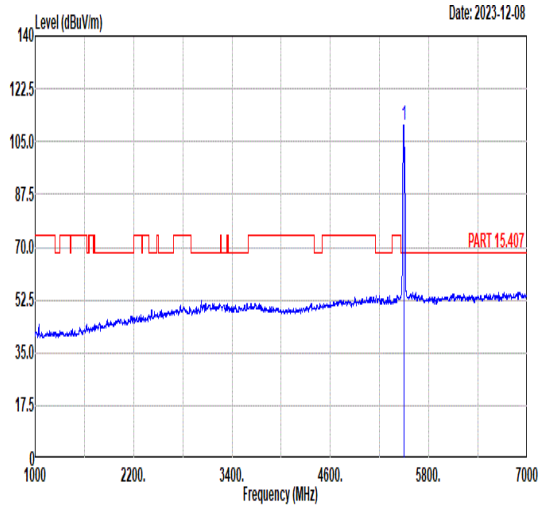 <br>Freq Level Limit Line Margin (dB) Read Level Ant Factor Cable Loss Preamp Factor APos TPos Remark<br>MHz dBuV/m dBuV/m dBuV dB/m dB dB cm deg<br>1 5500.00 110.40 ------ ------ 96.55 34.80 11.25 32.20 100 289 PEAK |
| Avg | 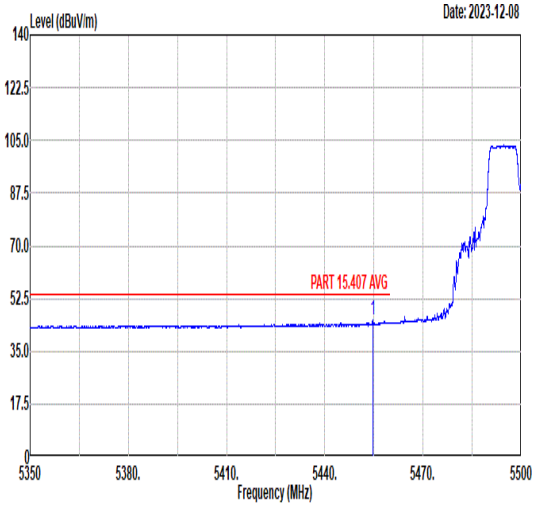 <br>Freq Level Limit Line Margin (dB) Read Level Ant Factor Cable Loss Preamp Factor APos TPos Remark<br>MHz dBuV/m dBuV/m dBuV dB/m dB dB cm deg<br>1 5454.63 45.62 54.00 -8.38 31.87 34.81 11.10 32.16 100 289 AVERAGE | 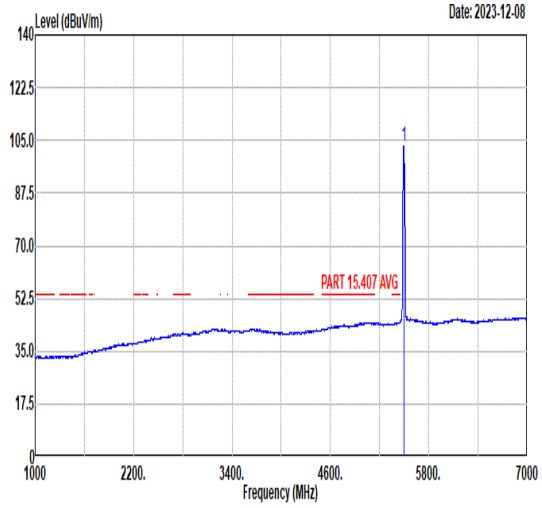 <br>Freq Level Limit Line Margin (dB) Read Level Ant Factor Cable Loss Preamp Factor APos TPos Remark<br>MHz dBuV/m dBuV/m dBuV dB/m dB dB cm deg<br>1 5500.00 102.86 ------ ------ 89.01 34.80 11.25 32.20 100 289 AVERAGE |

| Mode | 46 | |
|---|---|---|
| | Band Edge | |
| | U-NII-2C_5.47-5.725_802.11ax HE20_CH100_RU 106/53_5500MHz | |
| ANT | 8+6 | |
| Pol. | Vertical | Fundamental |
| Peak | 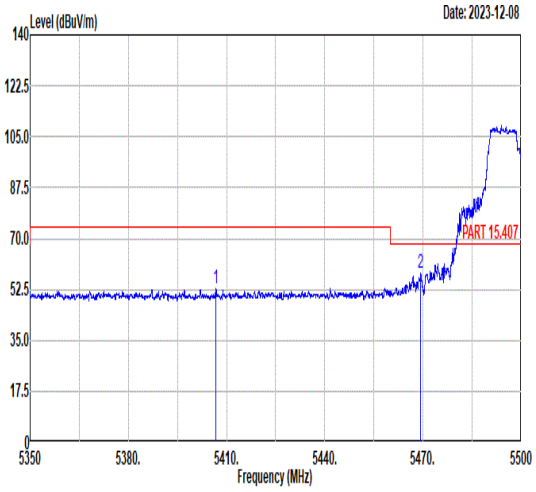 <br>Freq Level Limit Line Margin (dB) Read Level Ant Factor Cable Loss Preamp Factor APos TPos Remark<br>MHz dBuV/m dBuV/m dBuV dB/m dB dB cm deg<br>1 5406.79 52.95 74.00 -21.05 39.33 34.82 10.90 32.10 300 278 PEAK<br>2 5469.34 57.85 68.30 -10.45 44.06 34.81 11.16 32.18 300 278 PEAK | 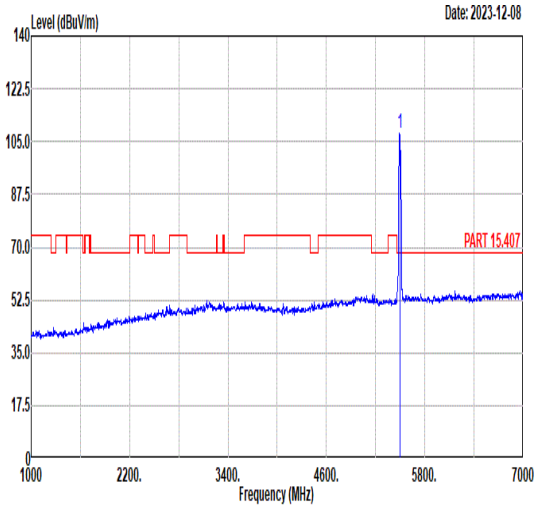 <br>Freq Level Limit Line Margin (dB) Read Level Ant Factor Cable Loss Preamp Factor APos TPos Remark<br>MHz dBuV/m dBuV/m dBuV dB/m dB dB cm deg<br>1 5500.00 107.59 ------ ------ 93.74 34.80 11.25 32.20 300 278 PEAK |
| Avg | 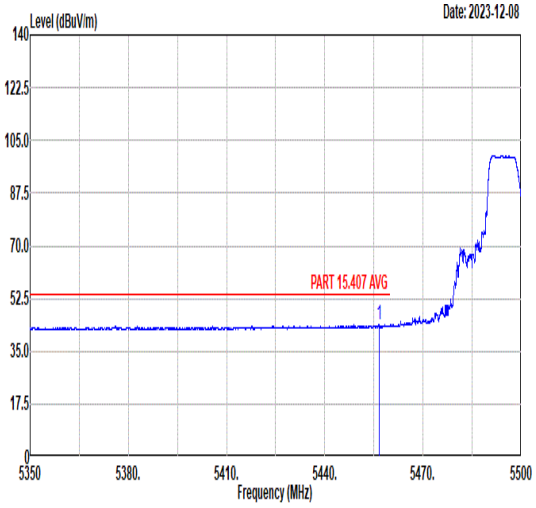 <br>Freq Level Limit Line Margin (dB) Read Level Ant Factor Cable Loss Preamp Factor APos TPos Remark<br>MHz dBuV/m dBuV/m dBuV dB/m dB dB cm deg<br>1 5456.59 43.79 54.00 -10.21 30.03 34.81 11.11 32.16 300 278 AVERAGE | 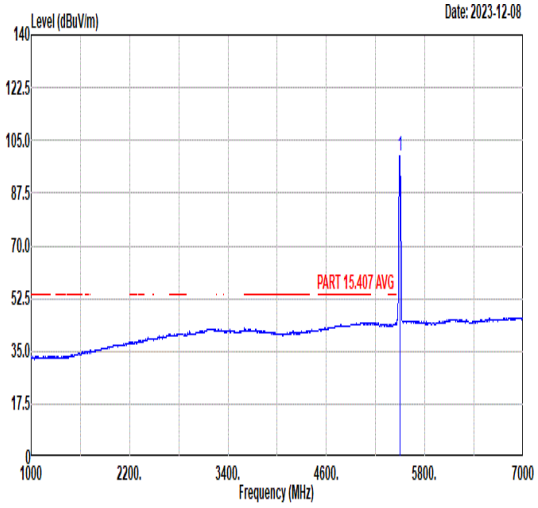 <br>Freq Level Limit Line Margin (dB) Read Level Ant Factor Cable Loss Preamp Factor APos TPos Remark<br>MHz dBuV/m dBuV/m dBuV dB/m dB dB cm deg<br>1 5500.00 99.70 ------ ------ 85.85 34.80 11.25 32.20 300 278 AVERAGE |

| Mode | 47 | |
|---|---|---|
| | Band Edge | |
| | U-NII-2C_5.47-5.725_802.11ax HE20_CH140_RU 26/8_5700MHz | |
| ANT | 8+6 | |
| Pol. | Horizontal | Fundamental |
| Peak | 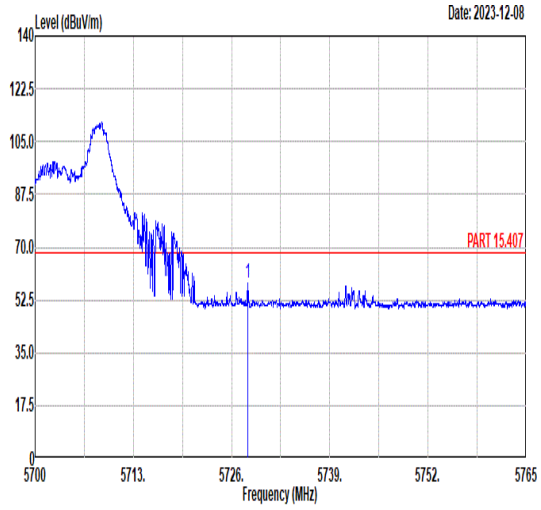 <br>Freq Level Limit Line Margin (dB) Read Level Ant Factor Cable Loss Preamp Factor APos TPos Remark<br>MHz dBuV/m dBuV/m dBuV dB/m dB dB cm deg<br>1 5728.11 57.88 68.30 -10.42 43.50 35.12 11.65 32.39 300 123 PEAK | 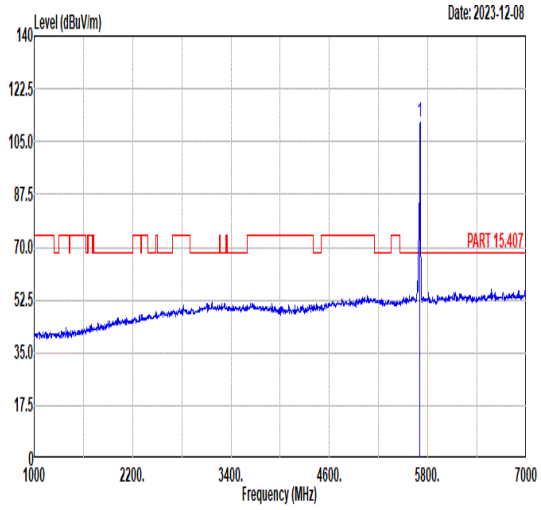 <br>Freq Level Limit Line Margin (dB) Read Level Ant Factor Cable Loss Preamp Factor APos TPos Remark<br>MHz dBuV/m dBuV/m dBuV dB/m dB dB cm deg<br>1 5700.00 111.53 ------ ------ 97.15 35.09 11.66 32.37 300 123 PEAK |
| Avg | Blank | 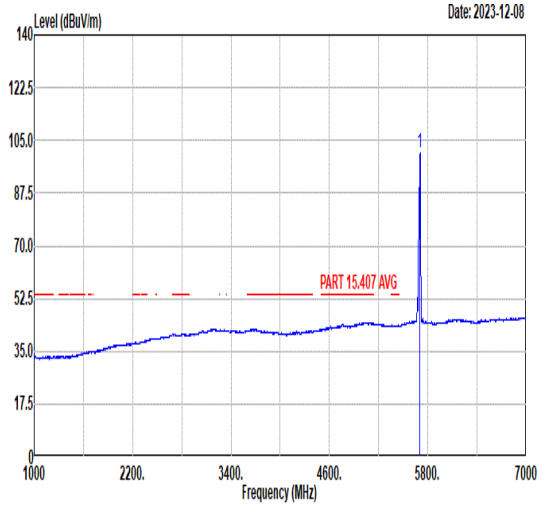 <br>Freq Level Limit Line Margin (dB) Read Level Ant Factor Cable Loss Preamp Factor APos TPos Remark<br>MHz dBuV/m dBuV/m dBuV dB/m dB dB cm deg<br>1 5700.00 100.90 ------ ------ 86.52 35.09 11.66 32.37 300 123 AVERAGE |

| Mode | 47 | |
|---|---|---|
| | Band Edge | |
| | U-NII-2C_5.47-5.725_802.11ax HE20_CH140_RU 26/8_5700MHz | |
| ANT | 8+6 | |
| Pol. | Vertical | Fundamental |
| Peak | 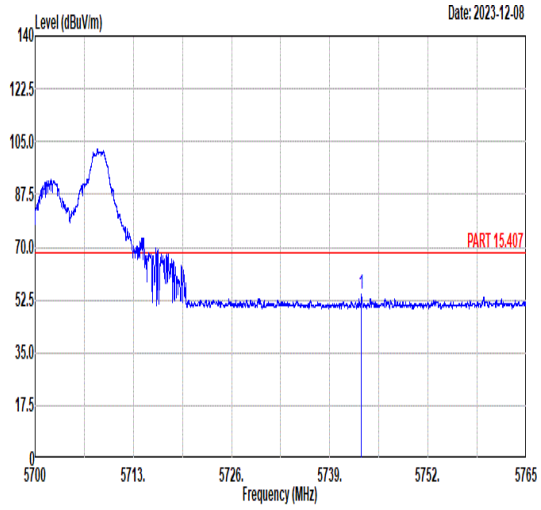 <br>Freq Level Limit Line Margin (dB) Read Level Ant Factor Cable Loss Preamp Factor APos TPos Remark<br>MHz dBuV/m dBuV/m dBuV dB/m dB dB cm deg<br>1 5743.19 54.24 68.30 -14.06 39.86 35.14 11.64 32.40 100 295 PEAK | 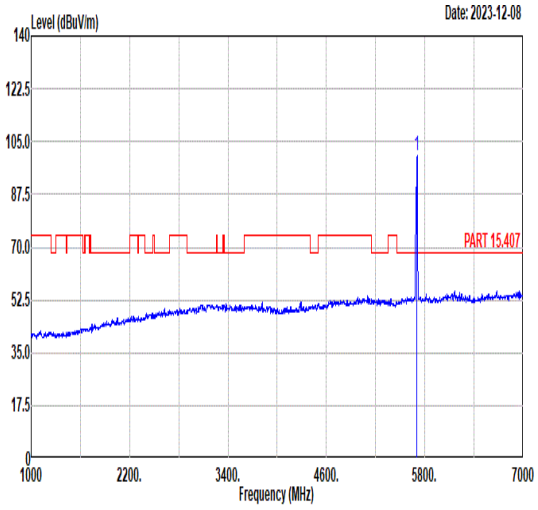 <br>Freq Level Limit Line Margin (dB) Read Level Ant Factor Cable Loss Preamp Factor APos TPos Remark<br>MHz dBuV/m dBuV/m dBuV dB/m dB dB cm deg<br>1 5700.00 100.61 ------ ------ 86.23 35.09 11.66 32.37 100 295 PEAK |
| Avg | Blank | 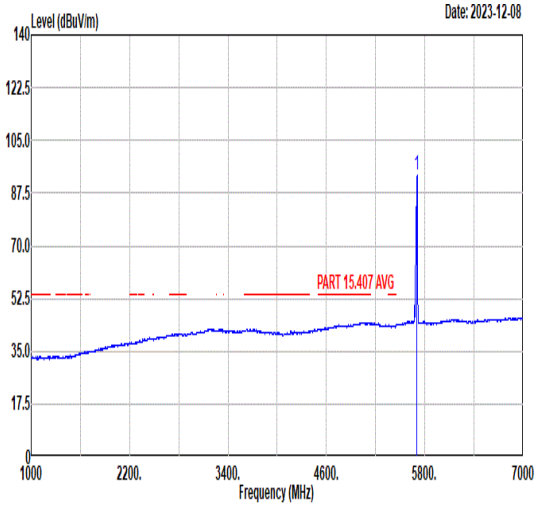 <br>Freq Level Limit Line Margin (dB) Read Level Ant Factor Cable Loss Preamp Factor APos TPos Remark<br>MHz dBuV/m dBuV/m dBuV dB/m dB dB cm deg<br>1 5700.00 93.36 ------ ------ 78.98 35.09 11.66 32.37 100 295 AVERAGE |

| Mode | 48 | |
|---|---|---|
| | Band Edge | |
| | U-NII-2C_5.47-5.725_802.11ax HE20_CH140_RU 52/40_5700MHz | |
| ANT | 8+6 | |
| Pol. | Horizontal | Fundamental |
| Peak | 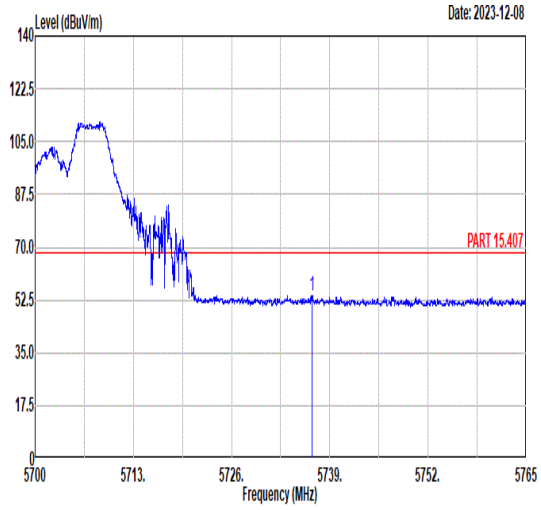 <br>Freq Level Limit Line Margin (dB) Read Level Ant Factor Cable Loss Preamp Factor APos TPos Remark<br>MHz dBuV/m dBuV/m dBuV dB/m dB dB cm deg<br>1 5736.69 53.86 68.30 -14.44 39.48 35.13 11.65 32.40 100 291 PEAK | 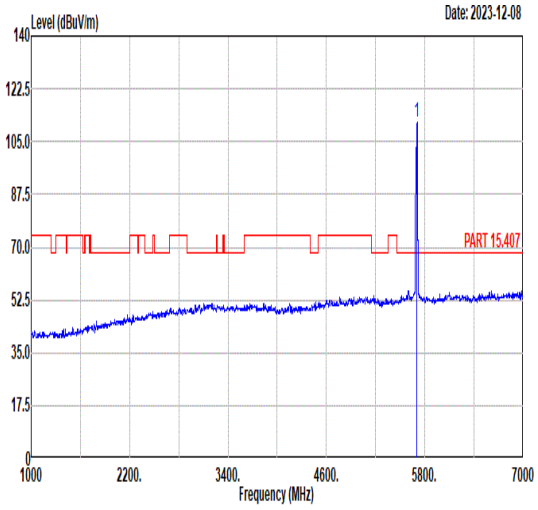 <br>Freq Level Limit Line Margin (dB) Read Level Ant Factor Cable Loss Preamp Factor APos TPos Remark<br>MHz dBuV/m dBuV/m dBuV dB/m dB dB cm deg<br>1 5700.00 111.28 ------ ------ 96.90 35.09 11.66 32.37 100 291 PEAK |
| Avg | Blank | 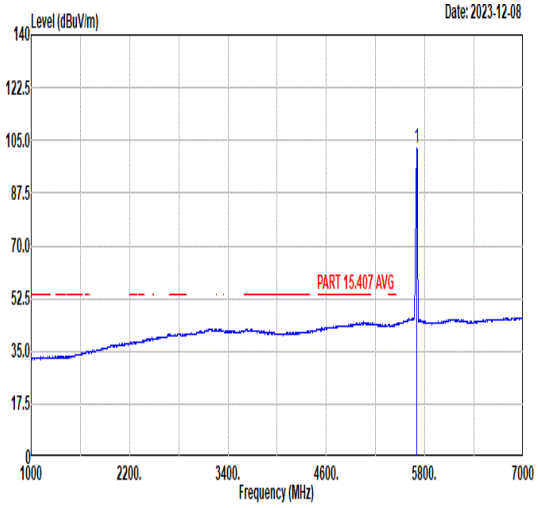 <br>Freq Level Limit Line Margin (dB) Read Level Ant Factor Cable Loss Preamp Factor APos TPos Remark<br>MHz dBuV/m dBuV/m dBuV dB/m dB dB cm deg<br>1 5700.00 102.34 ------ ------ 87.97 35.08 11.66 32.37 100 291 AVERAGE |

| Mode | 48 | |
|---|---|---|
| | Band Edge | |
| | U-NII-2C_5.47-5.725_802.11ax HE20_CH140_RU 52/40_5700MHz | |
| ANT | 8+6 | |
| Pol. | Vertical | Fundamental |
| Peak | 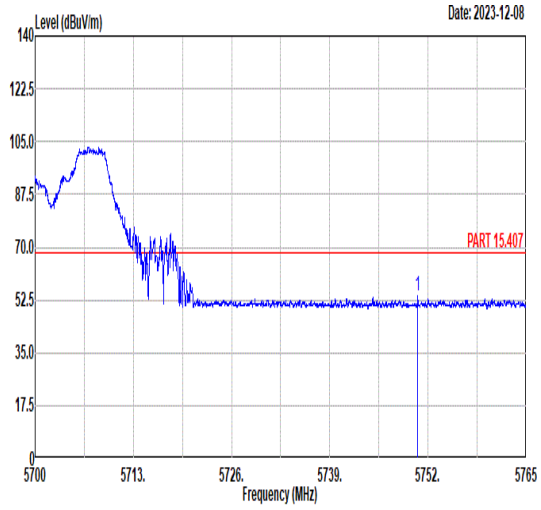 <br>Freq Level Limit Line Margin (dB) Read Level Ant Factor Cable Loss Preamp Factor APos TPos Remark<br>MHz dBuV/m dBuV/m dBuV dB/m dB dB cm deg<br>1 5750.61 53.80 68.30 -14.50 39.42 35.15 11.64 32.41 100 294 PEAK | 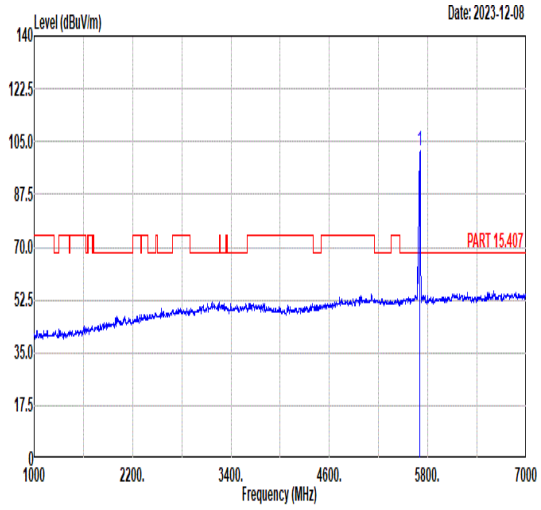 <br>Freq Level Limit Line Margin (dB) Read Level Ant Factor Cable Loss Preamp Factor APos TPos Remark<br>MHz dBuV/m dBuV/m dBuV dB/m dB dB cm deg<br>1 5700.00 102.14 ------ ------ 87.76 35.09 11.66 32.37 100 294 PEAK |
| Avg | Blank | 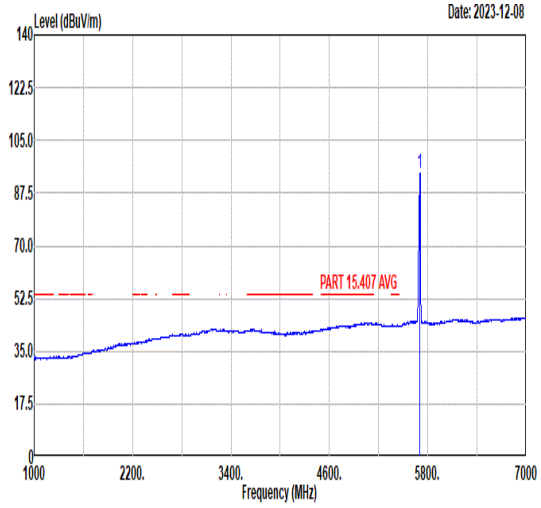 <br>Freq Level Limit Line Margin (dB) Read Level Ant Factor Cable Loss Preamp Factor APos TPos Remark<br>MHz dBuV/m dBuV/m dBuV dB/m dB dB cm deg<br>1 5700.00 93.97 ------ ------ 79.59 35.09 11.66 32.37 100 294 AVERAGE |

| Mode | 49 | |
|---|---|---|
| | Band Edge | |
| | U-NII-2C_5.47-5.725_802.11ax HE20_CH140_RU 106/54_5700MHz | |
| ANT | 8+6 | |
| Pol. | Horizontal | Fundamental |
| Peak | 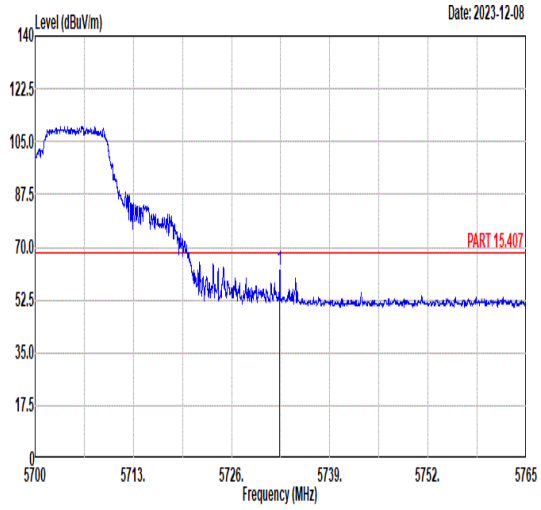 <br>Freq Level Limit Line Margin Read Level Ant Factor Cable Loss Preamp Factor APos TPos Remark<br>MHz dBuV/m dBuV/m dB dBuV dB/m dB dB cm deg<br>1 5732.34 62.46 68.30 -5.84 48.07 35.13 11.65 32.39 100 122 PEAK | 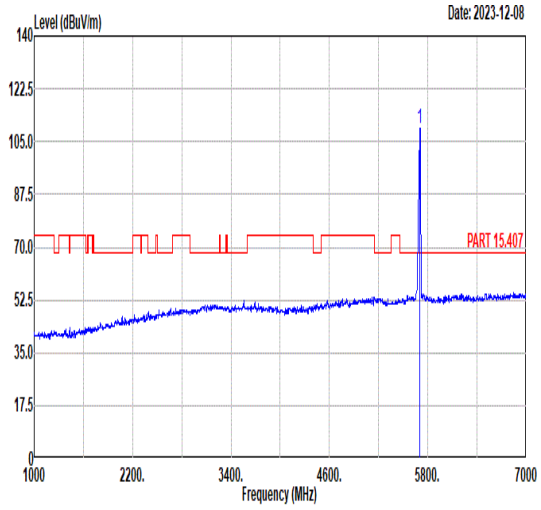 <br>Freq Level Limit Line Margin Read Level Ant Factor Cable Loss Preamp Factor APos TPos Remark<br>MHz dBuV/m dBuV/m dB dBuV dB/m dB dB cm deg<br>1 5700.00 109.47 ------ ------ 95.10 35.08 11.66 32.37 100 122 PEAK |
| Avg | Blank | 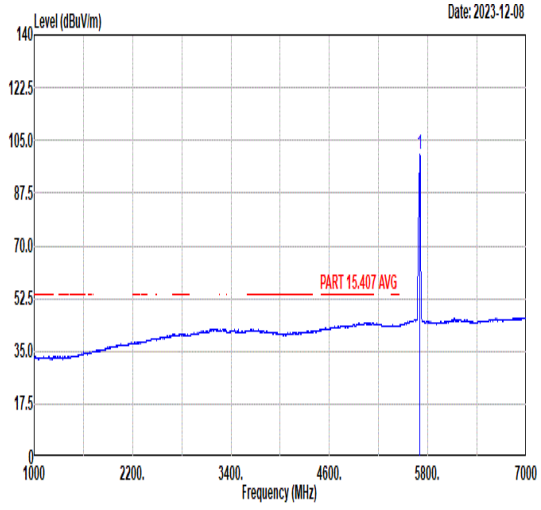 <br>Freq Level Limit Line Margin Read Level Ant Factor Cable Loss Preamp Factor APos TPos Remark<br>MHz dBuV/m dBuV/m dB dBuV dB/m dB dB cm deg<br>1 5700.00 100.14 ------ ------ 85.77 35.08 11.66 32.37 100 122 AVERAGE |

| Mode | 49 | |
|---|---|---|
| | Band Edge | |
| | U-NII-2C_5.47-5.725_802.11ax HE20_CH140_RU 106/54_5700MHz | |
| ANT | 8+6 | |
| Pol. | Vertical | Fundamental |
| Peak | 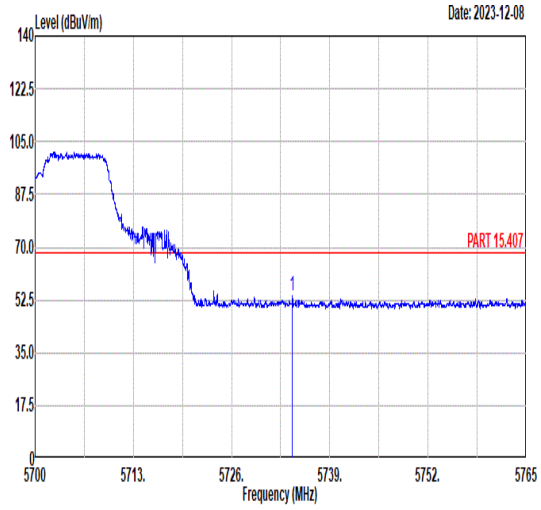 <br>Freq Level Limit Line Margin Read Level Ant Factor Cable Loss Preamp Factor APos TPos Remark<br>MHz dBuV/m dBuV/m dB dBuV dB/m dB dB cm deg<br>1 5734.03 54.03 68.30 -14.27 39.64 35.13 11.65 32.39 100 316 PEAK | 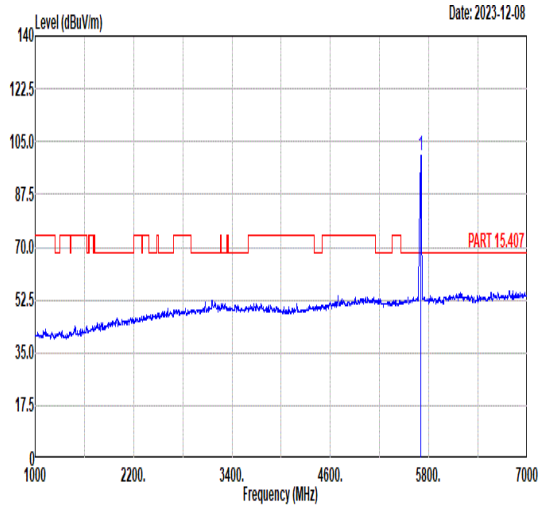 <br>Freq Level Limit Line Margin Read Level Ant Factor Cable Loss Preamp Factor APos TPos Remark<br>MHz dBuV/m dBuV/m dB dBuV dB/m dB dB cm deg<br>1 5700.00 100.61 ------ ------ 86.24 35.08 11.66 32.37 100 316 PEAK |
| Avg | Blank | 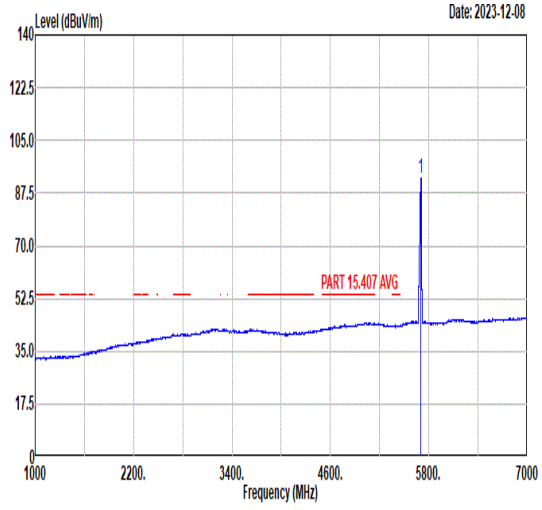 <br>Freq Level Limit Line Margin Read Level Ant Factor Cable Loss Preamp Factor APos TPos Remark<br>MHz dBuV/m dBuV/m dB dBuV dB/m dB dB cm deg<br>1 5700.00 92.70 ------ ------ 78.33 35.08 11.66 32.37 100 316 AVERAGE |

| Mode | 50 | |
|---|---|---|
| | Band Edge | |
| | U-NII-3_5.725-5.85_802. 11ax HE20_CH149_ RU 26/0_5745MHz | |
| ANT | 8+6 | |
| Pol. | Horizontal | Fundamental |
| Peak | 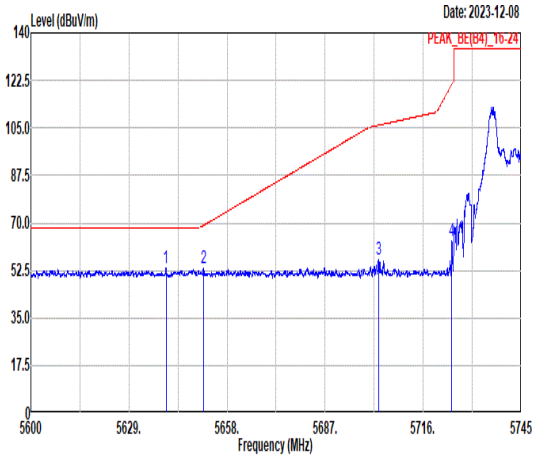 <br>Freq Level Limit Line Margin (dB) Read Level Ant Factor Cable Loss Preamp Factor APos TPos Remark<br>MHz dBuV/m dBuV/m dBuV dB/m dB dB cm deg<br>1 5639.95 53.38 68.30 -14.92 39.01 35.00 11.69 32.32 185 38 PEAK<br>2 5650.98 53.48 69.03 -15.55 39.11 35.01 11.69 32.33 185 38 PEAK<br>3 5702.73 56.30 105.97 -49.67 41.93 35.08 11.66 32.37 185 38 PEAK<br>4 5724.48 63.64 121.02 -57.38 49.27 35.11 11.65 32.39 185 38 PEAK | 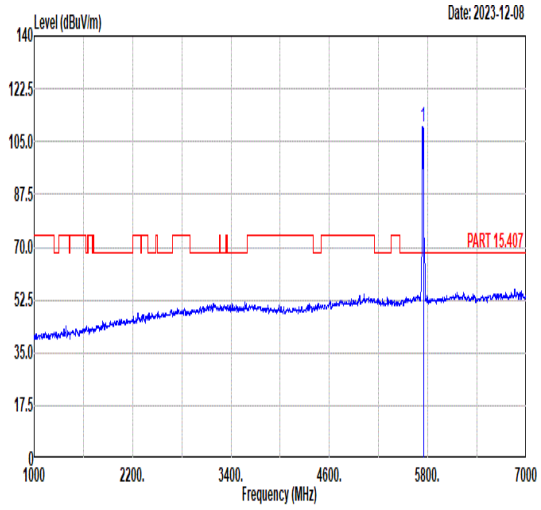 <br>Freq Level Limit Line Margin (dB) Read Level Ant Factor Cable Loss Preamp Factor APos TPos Remark<br>MHz dBuV/m dBuV/m dBuV dB/m dB dB cm deg<br>1 5745.00 109.70 ------ ------ 95.32 35.12 11.65 32.39 185 38 PEAK |
| Avg | Blank | 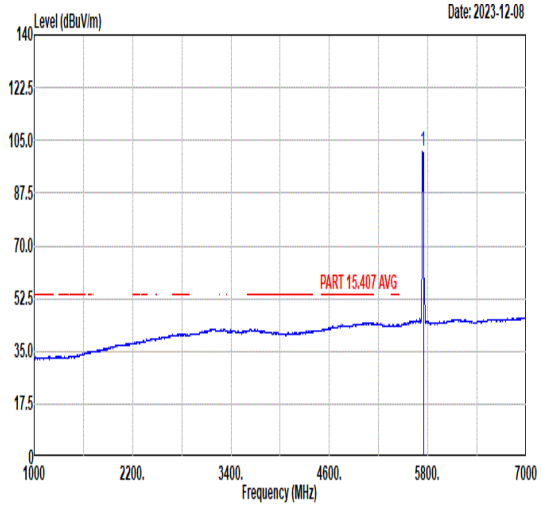 <br>Freq Level Limit Line Margin (dB) Read Level Ant Factor Cable Loss Preamp Factor APos TPos Remark<br>MHz dBuV/m dBuV/m dBuV dB/m dB dB cm deg<br>1 5745.00 101.30 ------ ------ 86.92 35.12 11.65 32.39 185 38 AVERAGE |

| Mode | 50 | |
|---|---|---|
| | Band Edge | |
| | U-NII-3_5.725-5.85_802. 11ax HE20_CH149_ RU 26/0_5745MHz | |
| ANT | 8+6 | |
| Pol. | Vertical | Fundamental |
| Peak | 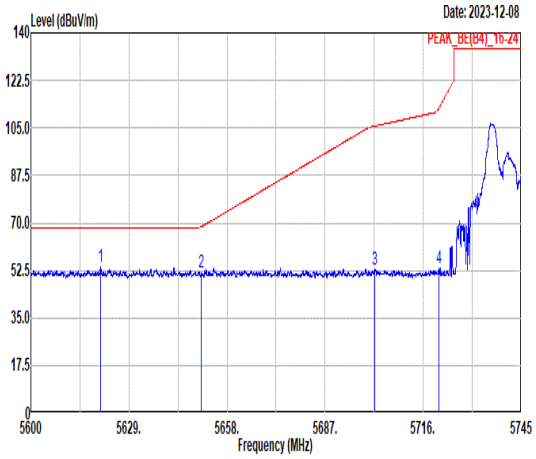 <br>Freq Level Limit Line Margin (dB) Read Level Ant Factor Cable Loss Preamp Factor APos TPos Remark<br>1 5620.66 53.72 68.30 -14.58 39.35 34.97 11.70 32.30 177 281 PEAK<br>2 5650.40 51.58 68.60 -17.02 37.21 35.01 11.69 32.33 177 281 PEAK<br>3 5701.72 52.82 105.68 -52.86 38.45 35.08 11.66 32.37 177 281 PEAK<br>4 5720.57 53.20 112.10 -58.90 38.81 35.11 11.66 32.38 177 281 PEAK | 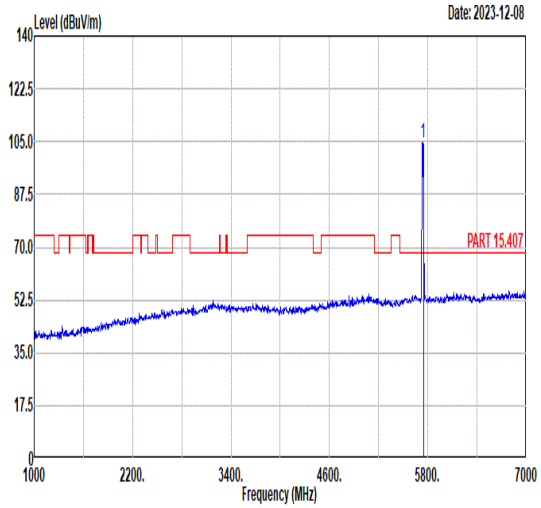 <br>Freq Level Limit Line Margin (dB) Read Level Ant Factor Cable Loss Preamp Factor APos TPos Remark<br>1 5745.00 104.84 ------ ------ 90.46 35.12 11.65 32.39 177 281 PEAK |
| Avg | Blank | 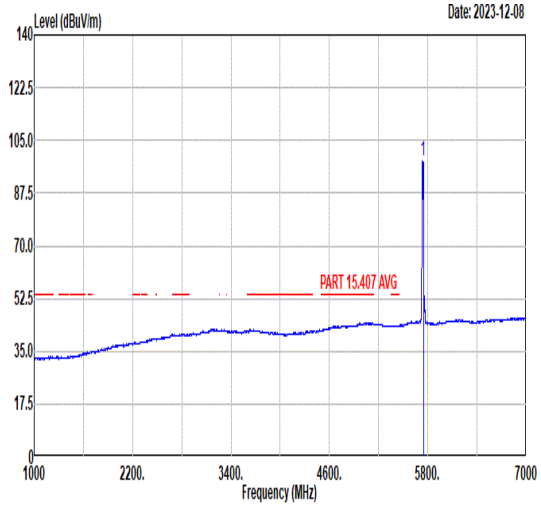 <br>Freq Level Limit Line Margin (dB) Read Level Ant Factor Cable Loss Preamp Factor APos TPos Remark<br>1 5745.00 98.10 ------ ------ 83.72 35.12 11.65 32.39 177 281 AVERAGE |

| Mode | 51 | |
|---|---|---|
| | Band Edge | |
| | U-NII-3_5.725-5.85_802. 11ax HE20_CH149_RU 52/37_5745MHz | |
| ANT | 8+6 | |
| Pol. | Horizontal | Fundamental |
| Peak | 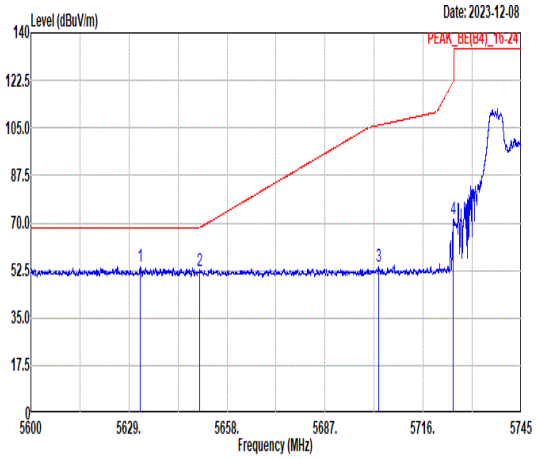 <br>Freq Level Limit Line Margin (dB) Read Level Ant Factor Cable Loss Preamp Factor APos TPos Remark<br>1 5632.28 54.14 68.30 -14.16 39.76 34.99 11.70 32.31 185 43 PEAK<br>2 5650.01 52.35 68.31 -15.96 37.98 35.01 11.69 32.33 185 43 PEAK<br>3 5702.89 54.07 106.01 -51.94 39.70 35.08 11.66 32.37 185 43 PEAK<br>4 5724.93 71.31 122.05 -50.74 56.94 35.11 11.65 32.39 185 43 PEAK | 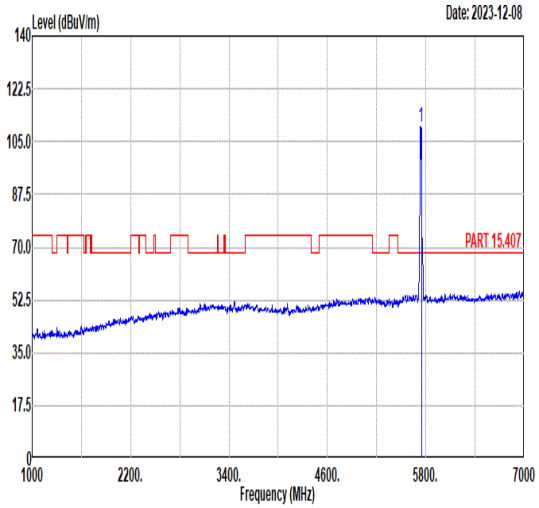 <br>Freq Level Limit Line Margin (dB) Read Level Ant Factor Cable Loss Preamp Factor APos TPos Remark<br>1 5745.00 109.95 ------ ------ 95.57 35.13 11.65 32.40 185 43 PEAK |
| Avg | Blank | 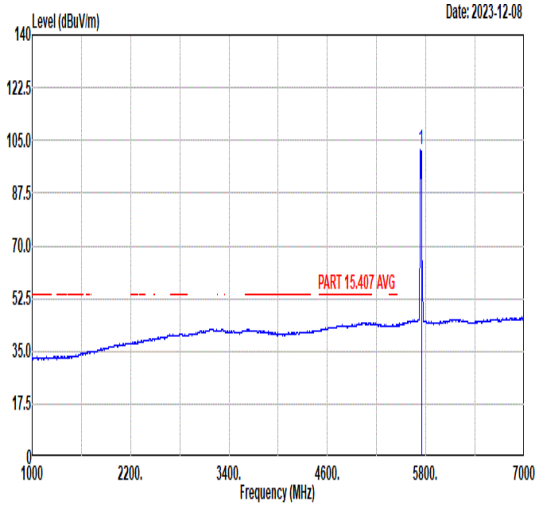 <br>Freq Level Limit Line Margin (dB) Read Level Ant Factor Cable Loss Preamp Factor APos TPos Remark<br>1 5745.00 101.78 ------ ------ 87.40 35.12 11.65 32.39 185 43 AVERAGE |

| Mode | 51 | |
|---|---|---|
| | Band Edge | |
| | U-NII-3_5.725-5.85_802. 11ax HE20_CH149_RU 52/37_5745MHz | |
| ANT | 8+6 | |
| Pol. | Vertical | Fundamental |
| Peak | 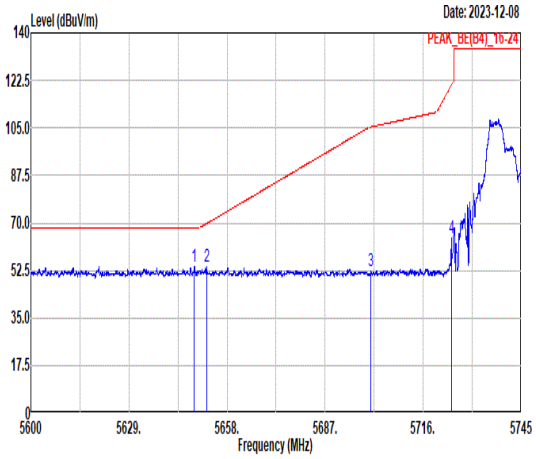 <br>Freq Level Limit Line Margin (dB) Read Level Ant Factor Cable Loss Preamp Factor APos TPos Remark<br>1 5648.36 53.87 68.30 -14.43 39.50 35.01 11.69 32.33 174 281 PEAK<br>2 5651.98 53.80 69.77 -15.97 39.43 35.01 11.69 32.33 174 281 PEAK<br>3 5700.57 52.05 105.36 -53.31 37.68 35.08 11.66 32.37 174 281 PEAK<br>4 5724.35 64.42 120.72 -56.30 50.05 35.11 11.65 32.39 174 281 PEAK | 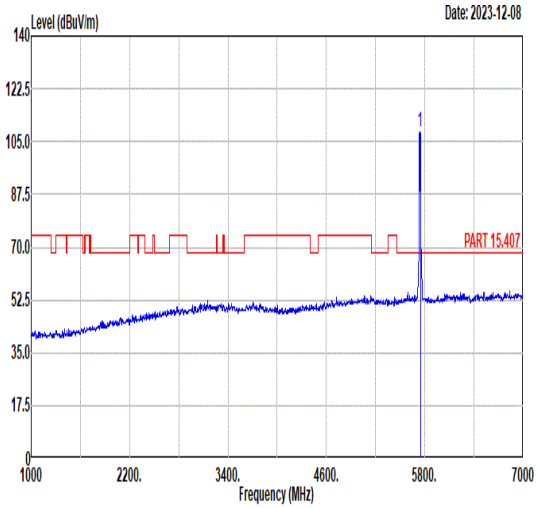 <br>Freq Level Limit Line Margin (dB) Read Level Ant Factor Cable Loss Preamp Factor APos TPos Remark<br>1 5745.00 108.53 ------ ------ 94.15 35.13 11.65 32.40 174 281 PEAK |
| Avg | Blank | 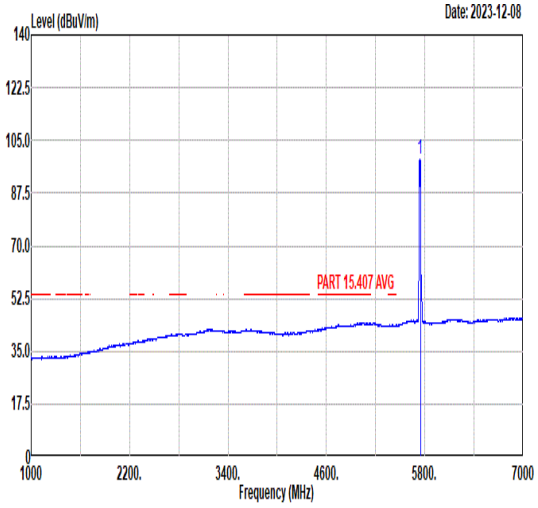 <br>Freq Level Limit Line Margin (dB) Read Level Ant Factor Cable Loss Preamp Factor APos TPos Remark<br>1 5745.00 98.66 ------ ------ 84.28 35.13 11.65 32.40 174 281 AVERAGE |

| Mode | 52 | |
|---|---|---|
| | Band Edge | |
| | U-NII-3_5.725-5.85_802. 11ax HE20_CH149_RU 106/53_5745MHz | |
| ANT | 8+6 | |
| Pol. | Horizontal | Fundamental |
| Peak | 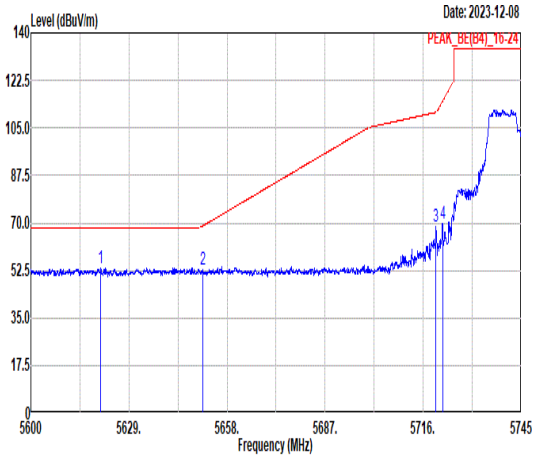 <br>Freq Level Limit Line Margin (dB) Read Level Ant Factor Cable Loss Preamp Factor APos TPos Remark<br>1 5620.66 53.52 68.30 -14.78 39.15 34.97 11.70 32.30 176 33 PEAK<br>2 5650.82 52.86 68.91 -16.05 38.49 35.01 11.69 32.33 176 33 PEAK<br>3 5719.70 68.52 110.72 -42.20 54.13 35.11 11.66 32.38 176 33 PEAK<br>4 5721.73 69.70 114.74 -45.04 55.32 35.11 11.65 32.38 176 33 PEAK | 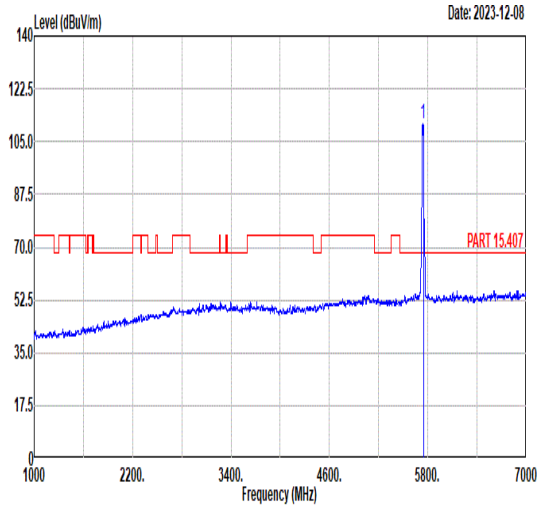 <br>Freq Level Limit Line Margin (dB) Read Level Ant Factor Cable Loss Preamp Factor APos TPos Remark<br>1 5745.00 110.92 ------ ------ 96.54 35.13 11.65 32.40 176 33 PEAK |
| Avg | Blank | 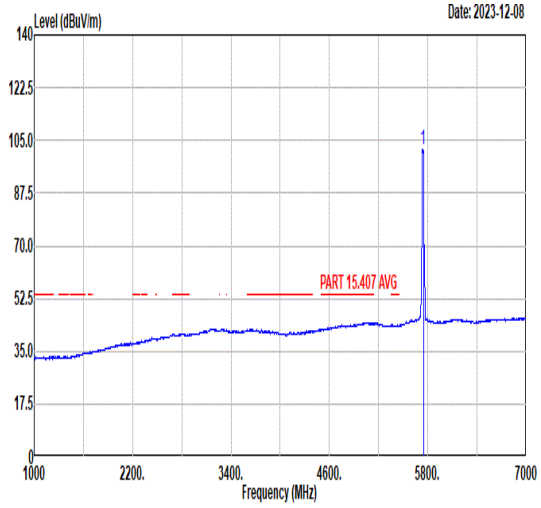 <br>Freq Level Limit Line Margin (dB) Read Level Ant Factor Cable Loss Preamp Factor APos TPos Remark<br>1 5745.00 102.00 ------ ------ 87.62 35.12 11.65 32.39 176 33 AVERAGE |

| Mode | 52 | |
|---|---|---|
| | Band Edge | |
| | U-NII-3_5.725-5.85_802. 11ax HE20_CH149_RU 106/53_5745MHz | |
| ANT | 8+6 | |
| Pol. | Vertical | Fundamental |
| Peak | 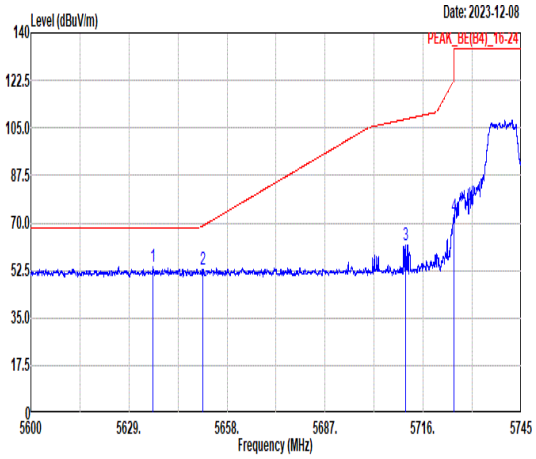 <br>Freq Level Limit Line Margin (dB) Read Level Ant Factor Cable Loss Preamp Factor APos TPos Remark<br>MHz dBuV/m dBuV/m dBuV dB/m dB dB cm deg<br>1 5636.03 54.02 68.30 -14.28 39.66 34.99 11.69 32.32 156 280 PEAK<br>2 5650.82 52.96 68.91 -15.95 38.59 35.01 11.69 32.33 156 280 PEAK<br>3 5710.71 61.95 108.20 -46.25 47.57 35.09 11.66 32.37 156 280 PEAK<br>4 5724.99 72.27 122.18 -49.91 57.90 35.11 11.65 32.39 156 280 PEAK | 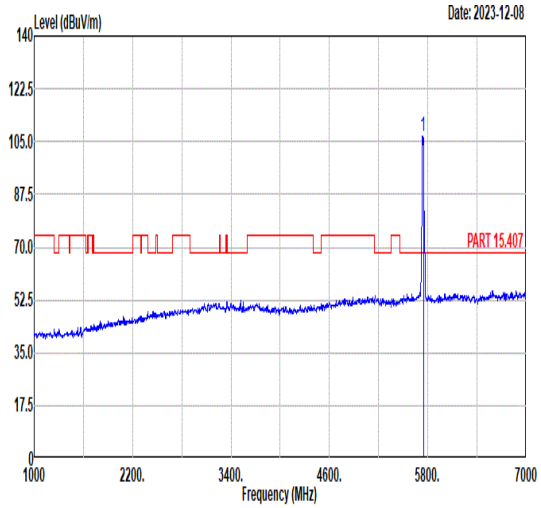 <br>Freq Level Limit Line Margin (dB) Read Level Ant Factor Cable Loss Preamp Factor APos TPos Remark<br>MHz dBuV/m dBuV/m dBuV dB/m dB dB cm deg<br>1 5745.00 106.61 ------ ------ 92.23 35.13 11.65 32.40 156 280 PEAK |
| Avg | Blank | 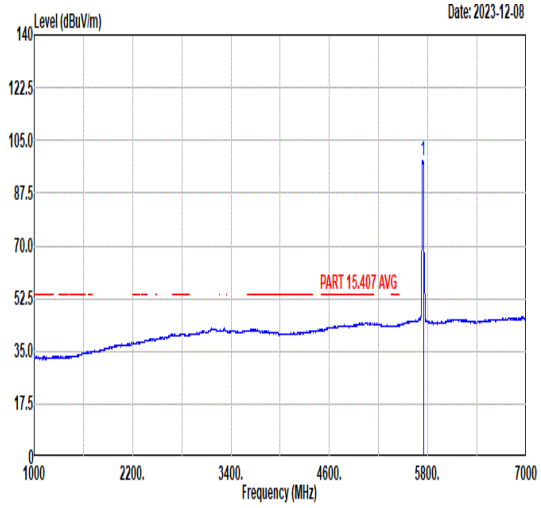 <br>Freq Level Limit Line Margin (dB) Read Level Ant Factor Cable Loss Preamp Factor APos TPos Remark<br>MHz dBuV/m dBuV/m dBuV dB/m dB dB cm deg<br>1 5745.00 98.26 ------ ------ 83.88 35.13 11.65 32.40 156 280 AVERAGE |

| Mode | 53 | |
|---|---|---|
| | Band Edge | |
| | U-NII-3_5.725-5.85_802. 11ax HE20_CH165_RU 26/8_5825MHz | |
| ANT | 8+6 | |
| Pol. | Horizontal | Fundamental |
| Peak | 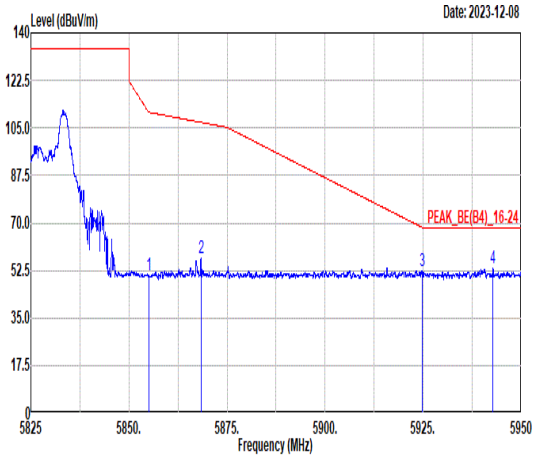 <br>Freq Level Limit Line Margin (dB) Read Level Ant Factor Cable Loss Preamp Factor APos TPos Remark<br>MHz dBuV/m dBuV/m dBuV dB/m dB dB cm deg<br>1 5855.00 50.47 110.80 -60.33 36.14 35.30 11.52 32.49 191 33 PEAK<br>2 5868.33 57.15 107.07 -49.92 42.83 35.32 11.50 32.50 191 33 PEAK<br>3 5924.83 52.46 68.33 -15.87 38.21 35.39 11.40 32.54 191 33 PEAK<br>4 5942.83 53.17 68.30 -15.13 38.94 35.42 11.37 32.56 191 33 PEAK | 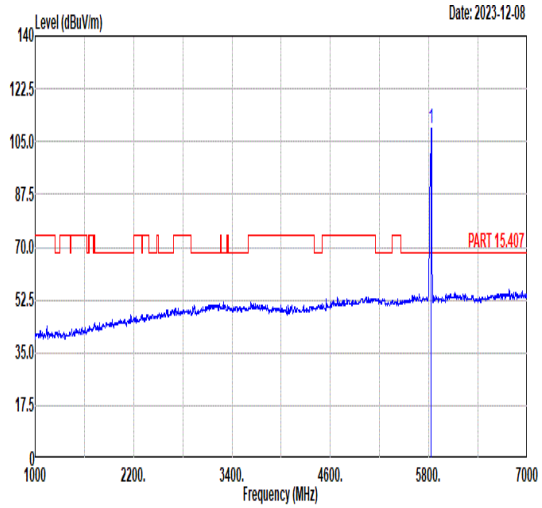 <br>Freq Level Limit Line Margin (dB) Read Level Ant Factor Cable Loss Preamp Factor APos TPos Remark<br>MHz dBuV/m dBuV/m dBuV dB/m dB dB cm deg<br>1 5825.00 109.61 ------ ------ 95.25 35.27 11.56 32.47 191 33 PEAK |
| Avg | Blank | 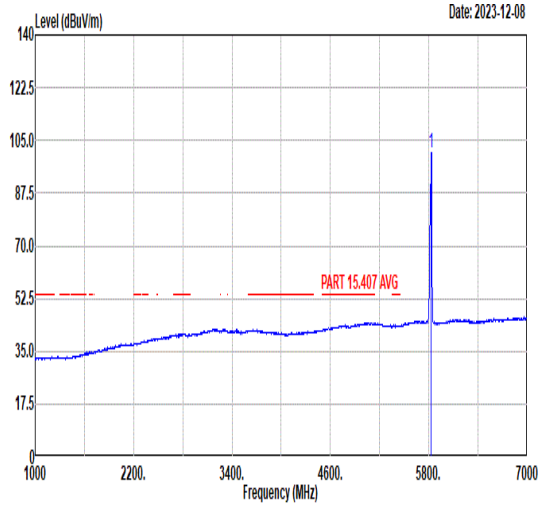 <br>Freq Level Limit Line Margin (dB) Read Level Ant Factor Cable Loss Preamp Factor APos TPos Remark<br>MHz dBuV/m dBuV/m dBuV dB/m dB dB cm deg<br>1 5825.00 101.17 ------ ------ 86.81 35.27 11.56 32.47 191 33 AVERAGE |

| Mode | 53 | |
|---|---|---|
| | Band Edge | |
| | U-NII-3_5.725-5.85_802. 11ax HE20_CH165_RU 26/8_5825MHz | |
| ANT | 8+6 | |
| Pol. | Vertical | Fundamental |
| Peak | 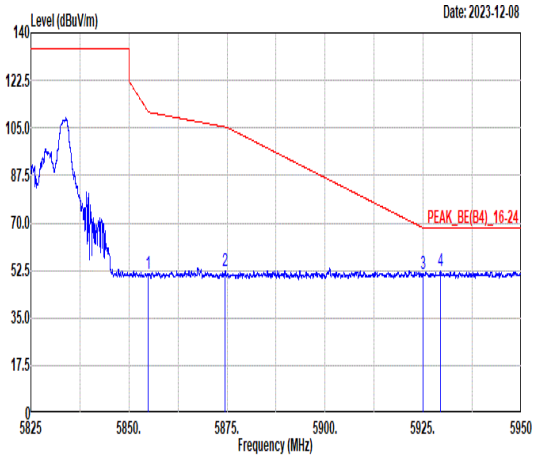 <br>Freq Level Limit Line Margin (dB) Read Level Ant Factor Cable Loss Preamp Factor APos TPos Remark<br>MHz dBuV/m dBuV/m dBuV dB/m dB dB cm deg<br>1 5854.94 51.33 110.94 -59.61 37.00 35.30 11.52 32.49 180 282 PEAK<br>2 5874.58 52.24 105.32 -53.08 37.93 35.32 11.49 32.50 180 282 PEAK<br>3 5924.94 51.40 68.25 -16.85 37.15 35.39 11.40 32.54 180 282 PEAK<br>4 5929.44 52.20 68.30 -16.10 37.95 35.40 11.40 32.55 180 282 PEAK | 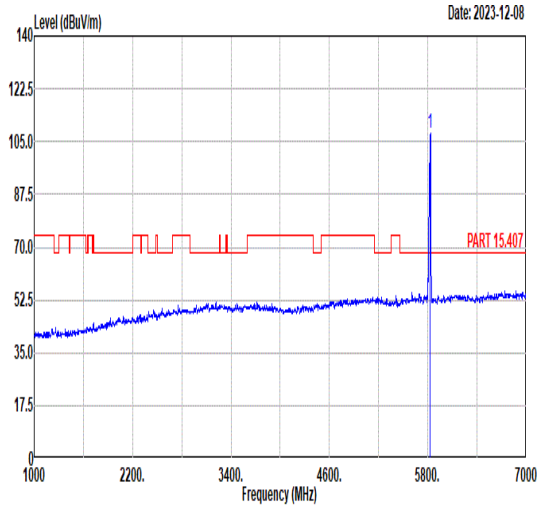 <br>Freq Level Limit Line Margin (dB) Read Level Ant Factor Cable Loss Preamp Factor APos TPos Remark<br>MHz dBuV/m dBuV/m dBuV dB/m dB dB cm deg<br>1 5825.00 107.65 ------ ------ 93.29 35.27 11.56 32.47 180 282 PEAK |
| Avg | Blank | 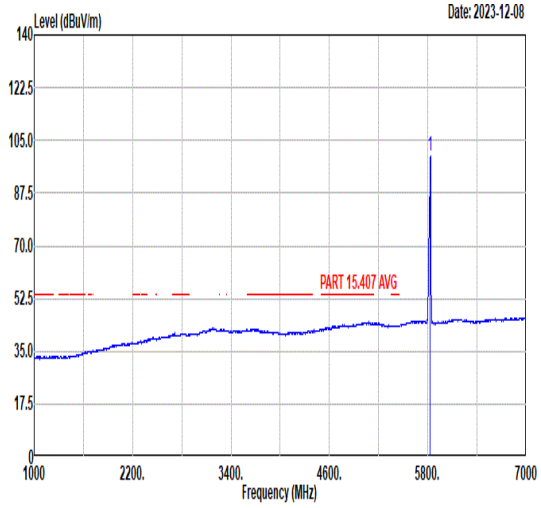 <br>Freq Level Limit Line Margin (dB) Read Level Ant Factor Cable Loss Preamp Factor APos TPos Remark<br>MHz dBuV/m dBuV/m dBuV dB/m dB dB cm deg<br>1 5825.00 99.60 ------ ------ 85.24 35.27 11.56 32.47 180 282 AVERAGE |

| Mode | 54 | |
|---|---|---|
| | Band Edge | |
| | U-NII-3_5.725-5.85_802. 11ax HE20_CH165_RU 52/40_5825MHz | |
| ANT | 8+6 | |
| Pol. | Horizontal | Fundamental |
| Peak | 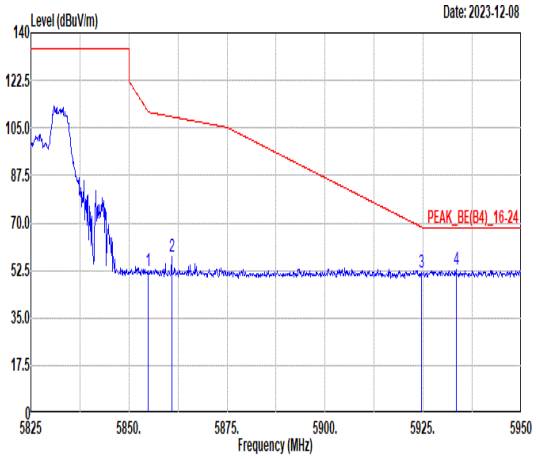 <br>Freq Level Limit Line Margin (dB) Read Level Ant Factor Cable Loss Preamp Factor APos TPos Remark<br>MHz dBuV/m dBuV/m dBuV dB/m dB dB cm deg<br>1 5854.88 52.10 111.08 -58.98 37.77 35.30 11.52 32.49 192 30 PEAK<br>2 5860.88 57.41 109.15 -51.74 43.08 35.31 11.51 32.49 192 30 PEAK<br>3 5924.50 51.98 68.57 -16.59 37.73 35.39 11.40 32.54 192 30 PEAK<br>4 5933.38 52.64 68.30 -15.66 38.39 35.41 11.39 32.55 192 30 PEAK | 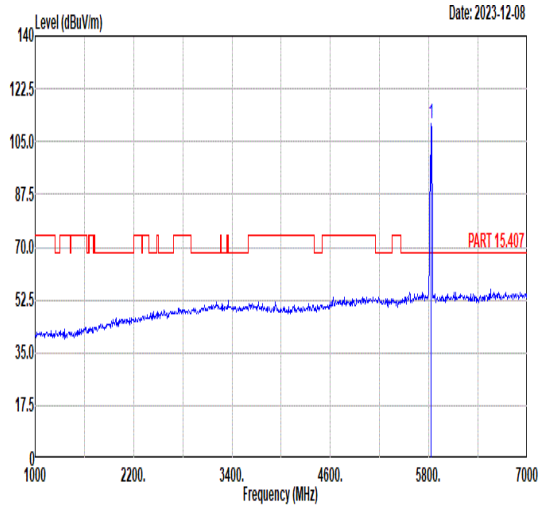 <br>Freq Level Limit Line Margin (dB) Read Level Ant Factor Cable Loss Preamp Factor APos TPos Remark<br>MHz dBuV/m dBuV/m dBuV dB/m dB dB cm deg<br>1 5825.00 110.75 ------ ------ 96.40 35.26 11.56 32.47 192 30 PEAK |
| Avg | Blank | 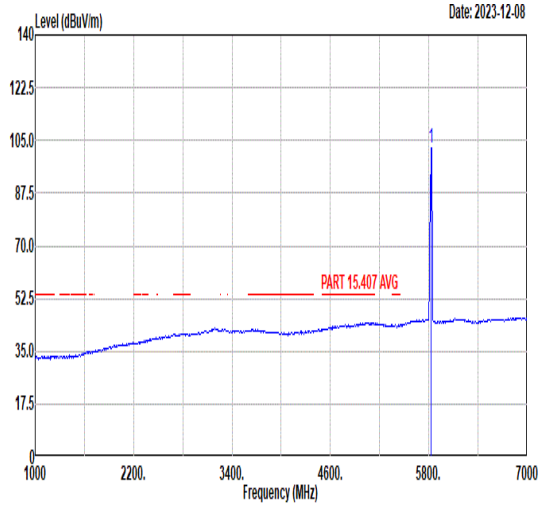 <br>Freq Level Limit Line Margin (dB) Read Level Ant Factor Cable Loss Preamp Factor APos TPos Remark<br>MHz dBuV/m dBuV/m dBuV dB/m dB dB cm deg<br>1 5825.00 102.65 ------ ------ 88.30 35.26 11.56 32.47 192 30 AVERAGE |

| Mode | 54 | |
|---|---|---|
| | Band Edge | |
| | U-NII-3_5.725-5.85_802. 11ax HE20_CH165_RU 52/40_5825MHz | |
| ANT | 8+6 | |
| Pol. | Vertical | Fundamental |
| Peak | 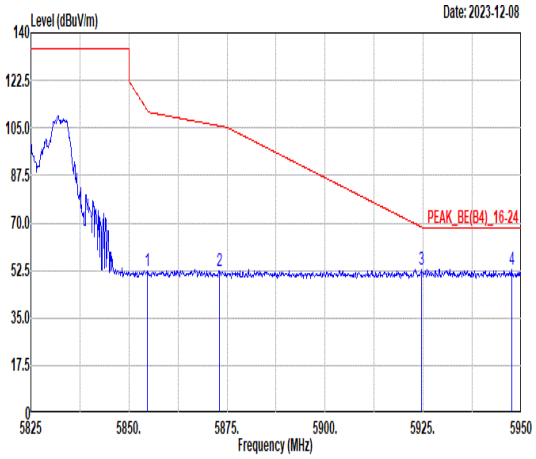 <br>Freq Level Limit Line Margin (dB) Read Level Ant Factor Cable Loss Preamp Factor APos TPos Remark<br>MHz dBuV/m dBuV/m dBuV dB/m dB dB cm deg<br>1 5854.63 52.56 111.65 -59.09 38.23 35.30 11.52 32.49 180 283 PEAK<br>2 5873.00 52.13 105.76 -53.63 37.82 35.32 11.49 32.50 180 283 PEAK<br>3 5924.63 52.71 68.48 -15.77 38.46 35.39 11.40 32.54 180 283 PEAK<br>4 5947.50 53.05 68.30 -15.25 38.81 35.43 11.37 32.56 180 283 PEAK | 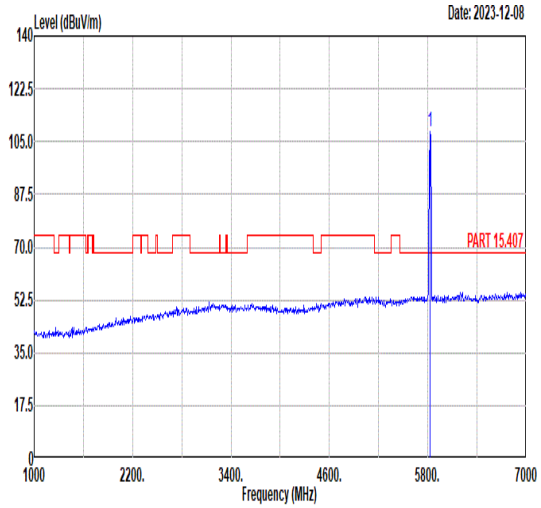 <br>Freq Level Limit Line Margin (dB) Read Level Ant Factor Cable Loss Preamp Factor APos TPos Remark<br>MHz dBuV/m dBuV/m dBuV dB/m dB dB cm deg<br>1 5825.00 108.23 ------ ------ 93.88 35.26 11.56 32.47 180 283 PEAK |
| Avg | Blank | 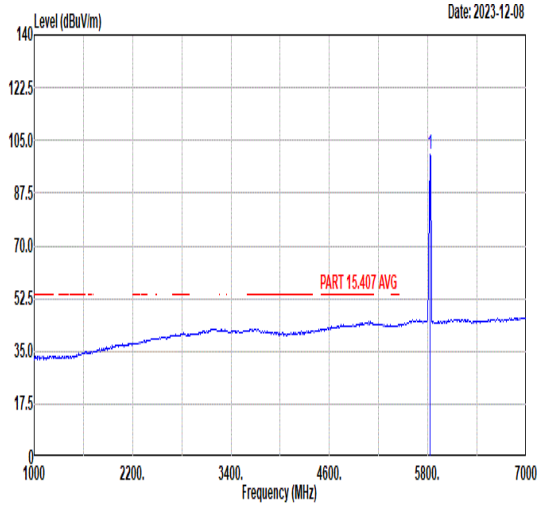 <br>Freq Level Limit Line Margin (dB) Read Level Ant Factor Cable Loss Preamp Factor APos TPos Remark<br>MHz dBuV/m dBuV/m dBuV dB/m dB dB cm deg<br>1 5825.00 100.39 ------ ------ 86.04 35.26 11.56 32.47 180 283 AVERAGE |

| Mode | 55 | |
|---|---|---|
| | Band Edge | |
| | U-NII-3_5.725-5.85_802. 11ax HE20_CH165_RU 106/54_5825MHz | |
| ANT | 8+6 | |
| Pol. | Horizontal | Fundamental |
| Peak | 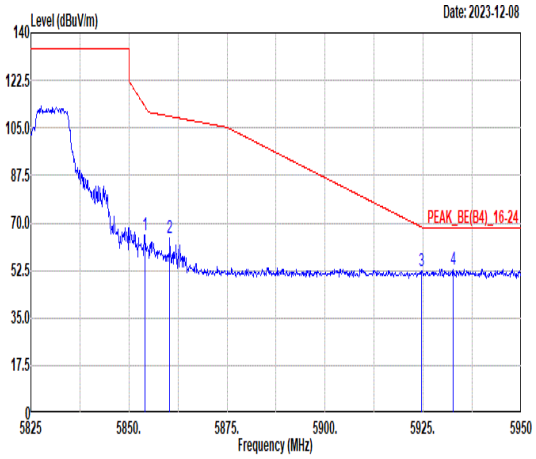 <br>Freq Level Limit Line Margin (dB) Read Level Ant Factor Cable Loss Preamp Factor APos TPos Remark<br>MHz dBuV/m dBuV/m dBuV dB/m dB dB cm deg<br>1 5854.00 65.54 113.08 -47.54 51.21 35.30 11.52 32.49 193 34 PEAK<br>2 5860.38 64.20 109.29 -45.09 49.88 35.30 11.51 32.49 193 34 PEAK<br>3 5924.63 52.56 68.48 -15.92 38.31 35.39 11.40 32.54 193 34 PEAK<br>4 5932.63 53.03 68.30 -15.27 38.78 35.41 11.39 32.55 193 34 PEAK | 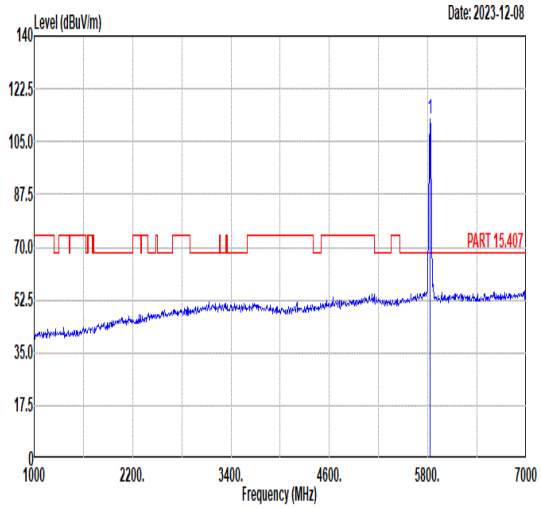 <br>Freq Level Limit Line Margin (dB) Read Level Ant Factor Cable Loss Preamp Factor APos TPos Remark<br>MHz dBuV/m dBuV/m dBuV dB/m dB dB cm deg<br>1 5825.00 112.47 ------ ------ 98.12 35.26 11.56 32.47 193 34 PEAK |
| Avg | Blank | 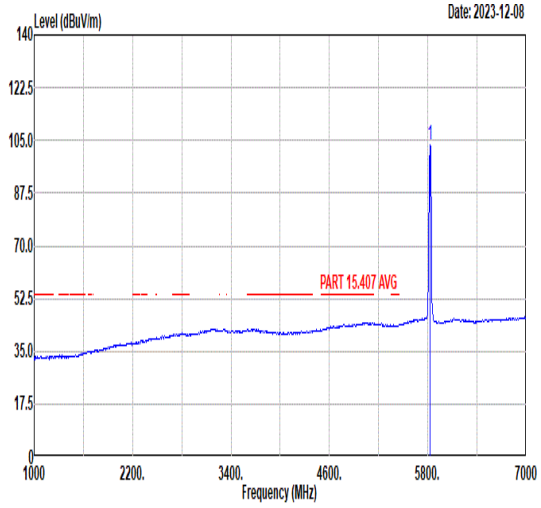 <br>Freq Level Limit Line Margin (dB) Read Level Ant Factor Cable Loss Preamp Factor APos TPos Remark<br>MHz dBuV/m dBuV/m dBuV dB/m dB dB cm deg<br>1 5825.00 103.49 ------ ------ 89.14 35.26 11.56 32.47 193 34 AVERAGE |

| Mode | 55 | |
|---|---|---|
| | Band Edge | |
| | U-NII-3_5.725-5.85_802. 11ax HE20_CH165_RU 106/54_5825MHz | |
| ANT | 8+6 | |
| Pol. | Vertical | Fundamental |
| Peak | 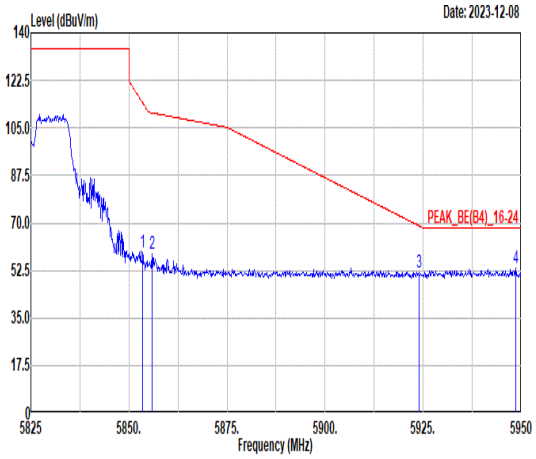 <br>Freq Level Limit Line Margin (dB) Read Level Ant Factor Cable Loss Preamp Factor APos TPos Remark<br>MHz dBuV/m dBuV/m dBuV dB/m dB dB cm deg<br>1 5853.50 59.21 114.22 -55.01 44.89 35.29 11.52 32.49 182 283 PEAK<br>2 5855.88 58.45 110.55 -52.10 44.12 35.30 11.52 32.49 182 283 PEAK<br>3 5924.00 51.80 68.94 -17.14 37.54 35.39 11.41 32.54 182 283 PEAK<br>4 5948.50 53.26 68.30 -15.04 39.03 35.43 11.36 32.56 182 283 PEAK | 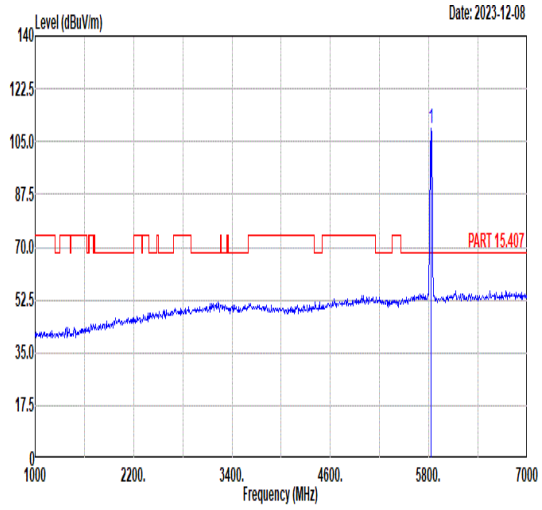 <br>Freq Level Limit Line Margin (dB) Read Level Ant Factor Cable Loss Preamp Factor APos TPos Remark<br>MHz dBuV/m dBuV/m dBuV dB/m dB dB cm deg<br>1 5825.00 109.12 ------ ------ 94.77 35.26 11.56 32.47 182 283 PEAK |
| Avg | Blank | 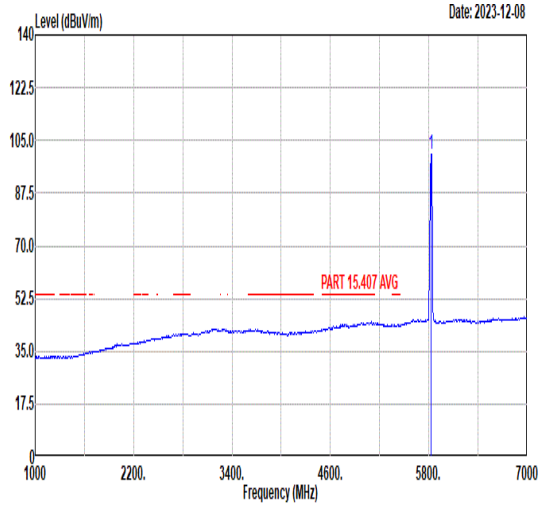 <br>Freq Level Limit Line Margin (dB) Read Level Ant Factor Cable Loss Preamp Factor APos TPos Remark<br>MHz dBuV/m dBuV/m dBuV dB/m dB dB cm deg<br>1 5825.00 100.44 ------ ------ 86.09 35.26 11.56 32.47 182 283 AVERAGE |

| Mode | 56 |
|---|---|
| | LF |
| | UNII 1_5.15-5.25_11ax HE40_CH46_5230MHz |
| ANT | 8+6 |

| Pol. | Vertical | Fundamental |
|---|---|---|
| Peak | 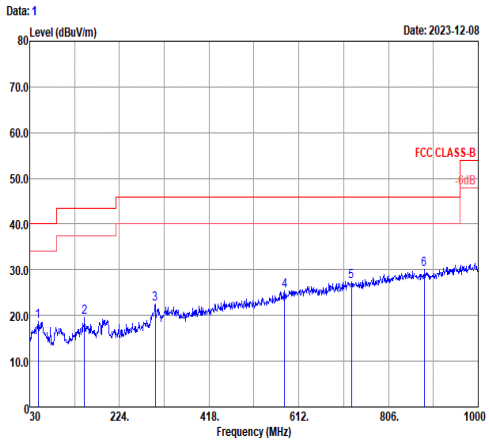 | 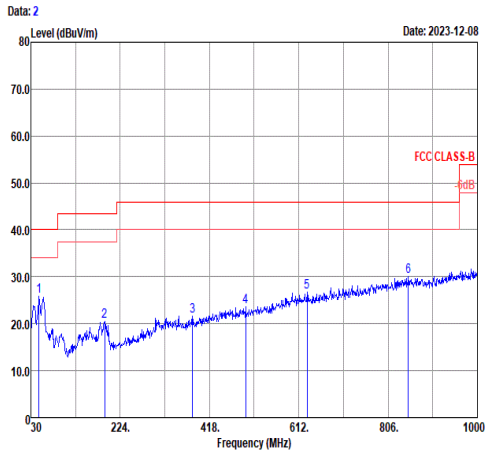 |

Vertical:

| | Freq | Level | Over Limit | Limit Line | ReadLevel | Antenna Factor | Cable Loss | Preamp Factor | A/Pos | T/Pos | Remark |
|---|---|---|---|---|---|---|---|---|---|---|---|
| | MHz | dBuV/m | dB | dBuV/m | dBuV | dB/m | dB | dB | cm | deg | |
| 1 | 48.430 | 18.61 | -21.39 | 40.00 | 32.34 | 19.62 | 1.63 | 34.98 | --- | --- | Peak |
| 2 | 148.340 | 19.68 | -23.82 | 43.50 | 33.24 | 18.82 | 2.32 | 34.70 | --- | --- | Peak |
| 3 | 301.600 | 22.57 | -23.43 | 46.00 | 34.79 | 19.16 | 3.22 | 34.60 | --- | --- | Peak |
| 4 | 580.960 | 25.35 | -20.65 | 46.00 | 30.99 | 25.36 | 3.56 | 34.56 | --- | --- | Peak |
| 5 | 725.490 | 27.43 | -18.57 | 46.00 | 30.75 | 27.35 | 3.73 | 34.40 | --- | --- | Peak |
| 6 | 883.600 | 30.17 | -15.83 | 46.00 | 31.37 | 28.69 | 4.41 | 34.30 | --- | --- | Peak |

Fundamental:

| | Freq | Level | Over Limit | Limit Line | ReadLevel | Antenna Factor | Cable Loss | Preamp Factor | A/Pos | T/Pos | Remark |
|---|---|---|---|---|---|---|---|---|---|---|---|
| | MHz | dBuV/m | dB | dBuV/m | dBuV | dB/m | dB | dB | cm | deg | |
| 1 | 47.460 | 25.95 | -14.05 | 40.00 | 39.68 | 19.62 | 1.62 | 34.97 | --- | --- | Peak |
| 2 | 190.050 | 20.58 | -22.92 | 43.50 | 36.08 | 16.58 | 2.62 | 34.70 | --- | --- | Peak |
| 3 | 381.140 | 21.62 | -24.38 | 46.00 | 31.83 | 20.97 | 3.36 | 34.54 | --- | --- | Peak |
| 4 | 496.570 | 23.68 | -22.32 | 46.00 | 31.48 | 23.31 | 3.39 | 34.50 | --- | --- | Peak |
| 5 | 630.430 | 26.65 | -19.35 | 46.00 | 31.36 | 26.19 | 3.64 | 34.54 | --- | --- | Peak |
| 6 | 849.650 | 30.01 | -15.99 | 46.00 | 31.13 | 28.80 | 4.38 | 34.30 | --- | --- | Peak |

| Mode | 57 | |
|---|---|---|
| | LF | |
| | U-NII-3_5.725-5.85_802.11a_CH149_ 5745MHz | |
| ANT | 8+6 | |
| Pol. | Vertical | Fundamental |
| Peak | 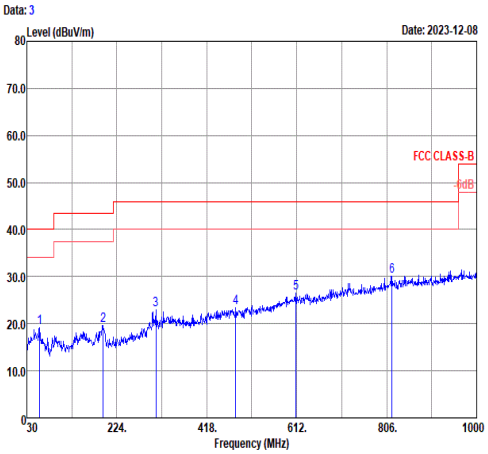 | 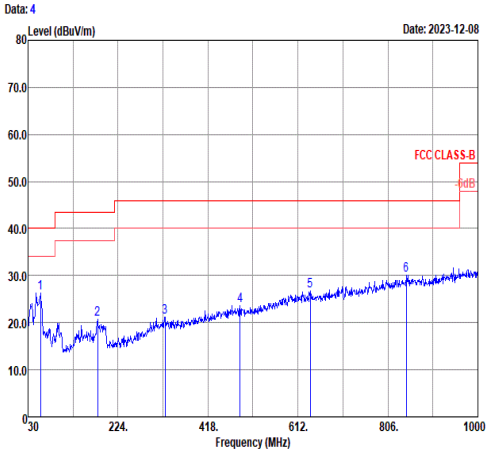 |



| | Freq | Level | Over Limit | Limit Line | ReadLevel | Antenna Factor | Cable Loss | Preamp Factor | A/Pos | T/Pos | Remark |
|---|---|---|---|---|---|---|---|---|---|---|---|
| | MHz | dBuV/m | dB | dBuV/m | dBuV | dB/m | dB | dB | cm | deg | |
| 1 | 58.130 | 19.14 | -20.86 | 40.00 | 33.28 | 19.05 | 1.73 | 34.92 | --- | --- | Peak |
| 2 | 194.900 | 19.63 | -23.87 | 43.50 | 35.36 | 16.28 | 2.69 | 34.70 | --- | --- | Peak |
| 3 | 308.390 | 22.99 | -23.01 | 46.00 | 35.03 | 19.31 | 3.25 | 34.60 | --- | --- | Peak |
| 4 | 480.080 | 23.36 | -22.64 | 46.00 | 31.33 | 23.11 | 3.42 | 34.50 | --- | --- | Peak |
| 5 | 610.060 | 26.55 | -19.45 | 46.00 | 31.40 | 26.12 | 3.61 | 34.58 | --- | --- | Peak |
| 6 | 817.640 | 30.07 | -15.93 | 46.00 | 31.80 | 28.18 | 4.39 | 34.30 | --- | --- | Peak |



| | Freq | Level | Over Limit | Limit Line | ReadLevel | Antenna Factor | Cable Loss | Preamp Factor | A/Pos | T/Pos | Remark |
|---|---|---|---|---|---|---|---|---|---|---|---|
| | MHz | dBuV/m | dB | dBuV/m | dBuV | dB/m | dB | dB | cm | deg | |
| 1 | 57.160 | 26.28 | -13.72 | 40.00 | 40.35 | 19.15 | 1.71 | 34.93 | --- | --- | Peak |
| 2 | 180.350 | 20.71 | -22.79 | 43.50 | 35.75 | 17.16 | 2.50 | 34.70 | --- | --- | Peak |
| 3 | 325.850 | 21.22 | -24.78 | 46.00 | 32.80 | 19.69 | 3.33 | 34.60 | --- | --- | Peak |
| 4 | 486.870 | 23.68 | -22.32 | 46.00 | 31.58 | 23.20 | 3.40 | 34.50 | --- | --- | Peak |
| 5 | 638.190 | 26.78 | -19.22 | 46.00 | 31.44 | 26.21 | 3.65 | 34.52 | --- | --- | Peak |
| 6 | 845.770 | 30.09 | -15.91 | 46.00 | 31.29 | 28.72 | 4.38 | 34.30 | --- | --- | Peak |

| Mode | 58 | |
|---|---|---|
| | Band Edge - L | |
| | 802.11ax40_Ch46+BLE_Ch38+Band13 BW 5M_ Co-location | |
| ANT | 8+6 | |
| Pol. | Horizontal | Fundamental |
| Peak | 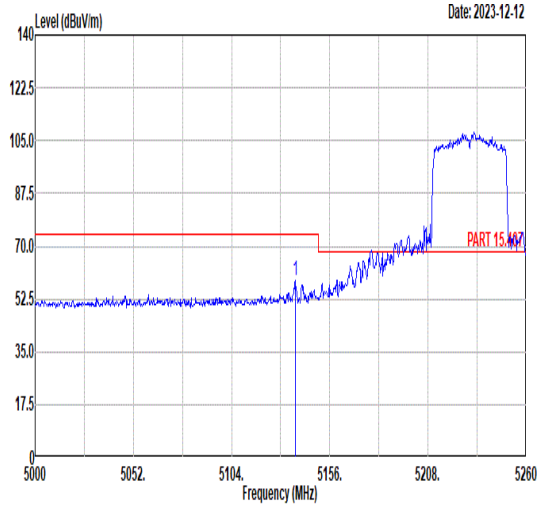 <br>Freq Level Limit Line Margin Read Level Ant Factor Cable Loss Preamp Factor APos TPos Remark<br>MHz dBuV/m dBuV/m dB dBuV dB/m dB dB cm deg<br>1 5137.80 58.77 74.00 -15.23 44.58 34.87 11.09 31.77 100 281 Peak | 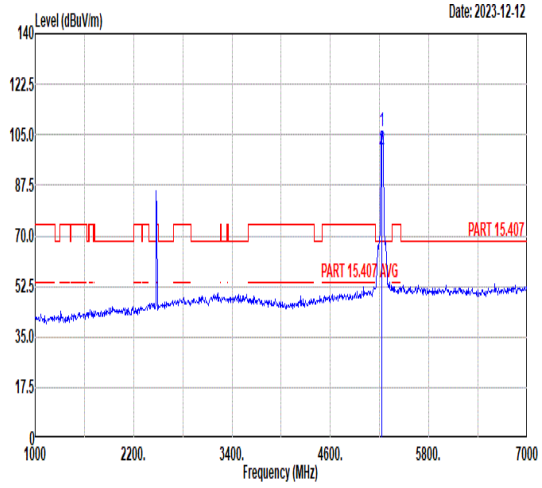 <br>Freq Level Limit Line Margin Read Level Ant Factor Cable Loss Preamp Factor APos TPos Remark<br>MHz dBuV/m dBuV/m dB dBuV dB/m dB dB cm deg<br>1 5230.00 106.39 ------ ------ 92.38 34.85 11.04 31.88 100 281 Peak<br>2 5230.00 99.81 ------ ------ 85.80 34.85 11.04 31.88 100 281 Average |
| Avg | 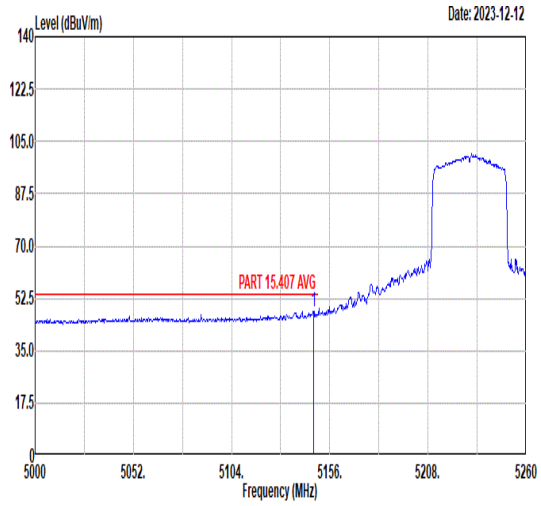 <br>Freq Level Limit Line Margin Read Level Ant Factor Cable Loss Preamp Factor APos TPos Remark<br>MHz dBuV/m dBuV/m dB dBuV dB/m dB dB cm deg<br>1 5147.42 48.10 54.00 -5.90 33.92 34.87 11.09 31.78 100 281 Average | Blank |

| Mode | 58 | |
|---|---|---|
| | Band Edge - R | |
| | 802.11ax40_Ch46+BLE_Ch38+Band13 BW 5M_ Co-location | |
| ANT | 8+6 | |
| Pol. | Horizontal | Fundamental |
| Peak | 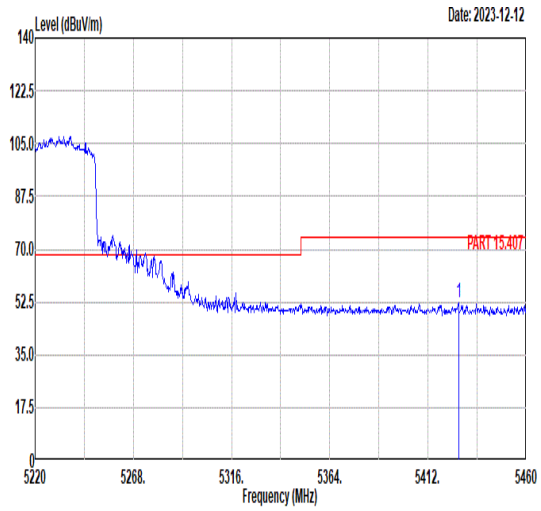 <br>Freq Level Limit Line Margin Read Level Ant Factor Cable Loss Preamp Factor APos TPos Remark<br>MHz dBuV/m dBuV/m dB dBuV dB/m dB dB cm deg<br>1 5426.88 52.18 74.00 -21.82 38.51 34.81 10.98 32.12 100 281 Peak | Blank |
| Avg | 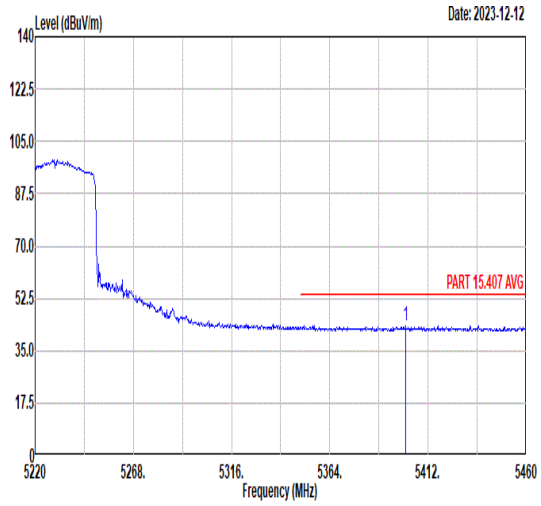 <br>Freq Level Limit Line Margin Read Level Ant Factor Cable Loss Preamp Factor APos TPos Remark<br>MHz dBuV/m dBuV/m dB dBuV dB/m dB dB cm deg<br>1 5401.20 43.47 54.00 -10.53 29.84 34.82 10.90 32.09 100 281 Average | Blank |

| Mode | 58 | |
|---|---|---|
| | Band Edge - L | |
| | 802.11ax40_Ch46+BLE_Ch38+Band13 BW 5M_ Co-location | |
| ANT | 8+6 | |
| Pol. | Vertical | Fundamental |
| Peak | 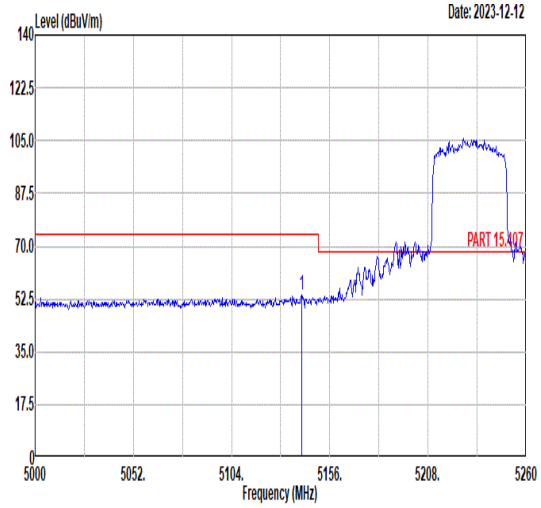 <br>Freq Level Limit Line Margin Read Level Ant Factor Cable Loss Preamp Factor APos TPos Remark<br>MHz dBuV/m dBuV/m dB dBuV dB/m dB dB cm deg<br>1 5141.18 53.94 74.00 -20.06 39.75 34.87 11.09 31.77 258 279 Peak | 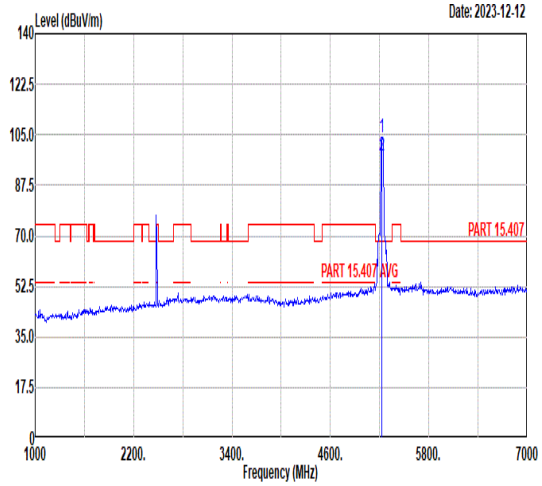 <br>Freq Level Limit Line Margin Read Level Ant Factor Cable Loss Preamp Factor APos TPos Remark<br>MHz dBuV/m dBuV/m dB dBuV dB/m dB dB cm deg<br>1 5230.00 104.08 ------ ------ 90.07 34.85 11.04 31.88 258 279 Peak<br>2 5230.00 97.48 ------ ------ 83.47 34.85 11.04 31.88 258 279 Average |
| Avg | 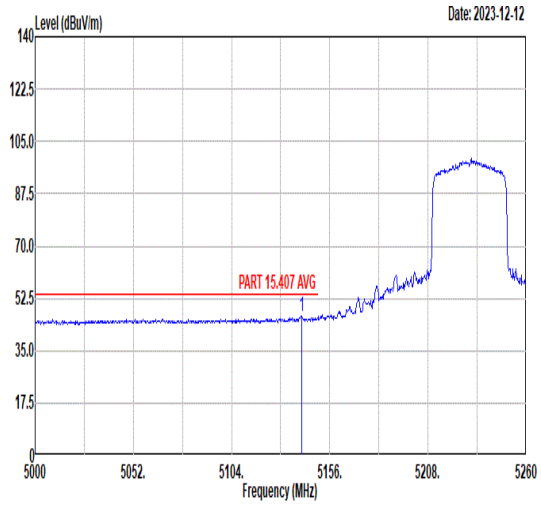 <br>Freq Level Limit Line Margin Read Level Ant Factor Cable Loss Preamp Factor APos TPos Remark<br>MHz dBuV/m dBuV/m dB dBuV dB/m dB dB cm deg<br>1 5141.18 46.68 54.00 -7.32 32.49 34.87 11.09 31.77 258 279 Average | Blank |

| Mode | 58 | |
|---|---|---|
| | Band Edge - R | |
| | 802.11ax40_Ch46+BLE_Ch38+Band13 BW 5M_ Co-location | |
| ANT | 8+6 | |
| Pol. | Vertical | Fundamental |
| Peak | 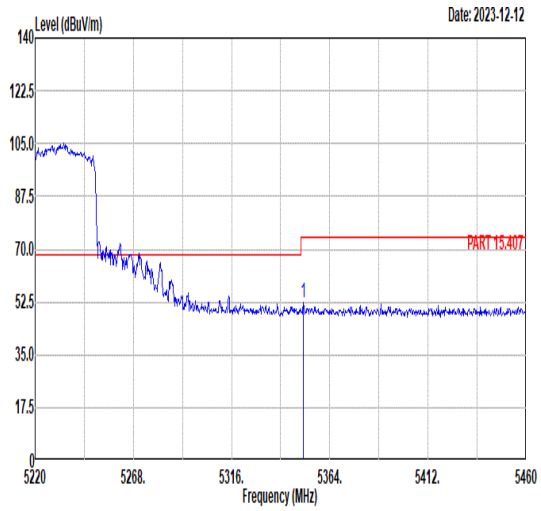 <br>Freq Level Limit Line Margin Read Level Ant Factor Cable Loss Preamp Factor APos TPos Remark<br>MHz dBuV/m dBuV/m dB dBuV dB/m dB dB cm deg<br>1 5351.04 52.06 74.00 -21.94 38.32 34.83 10.94 32.03 258 279 Peak | Blank |
| Avg | 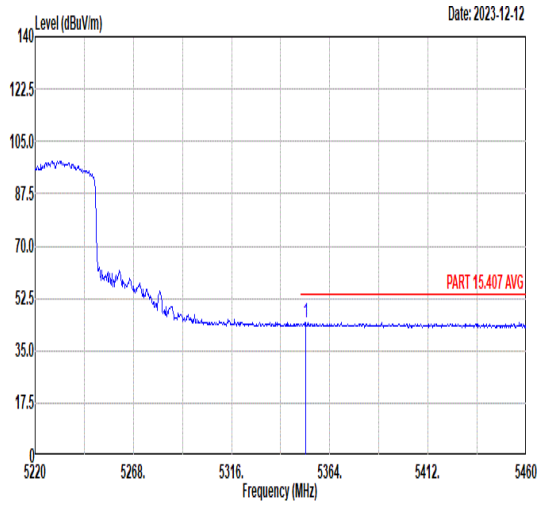 <br>Freq Level Limit Line Margin Read Level Ant Factor Cable Loss Preamp Factor APos TPos Remark<br>MHz dBuV/m dBuV/m dB dBuV dB/m dB dB cm deg<br>1 5352.24 44.32 54.00 -9.68 30.58 34.83 10.94 32.03 258 279 Average | Blank |

| Mode | 58 | |
|---|---|---|
| | Band Edge - L | |
| | 802.11ax40_Ch46+BLE_Ch38+Band13 BW 5M_ Co-location | |
| ANT | 7 | |
| Pol. | Vertical | Fundamental |
| Peak | 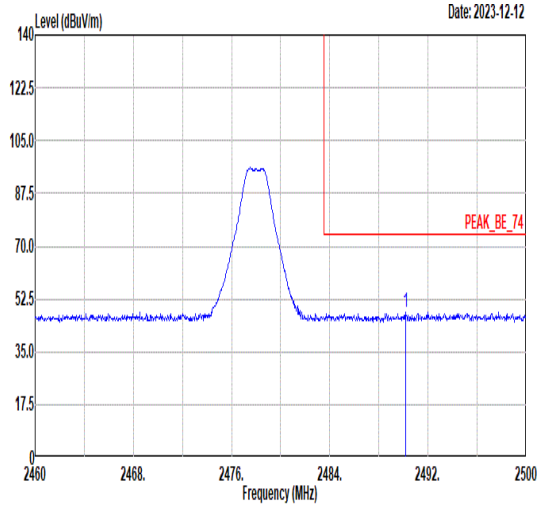 <br>Freq Level Limit Line Margin Read Level Ant Factor Cable Loss Preamp Factor APos TPos Remark<br>MHz dBuV/m dBuV/m dB dBuV dB/m dB dB cm deg<br>1 2490.20 48.15 74.00 -25.85 39.89 32.48 7.88 32.10 381 42 Peak | 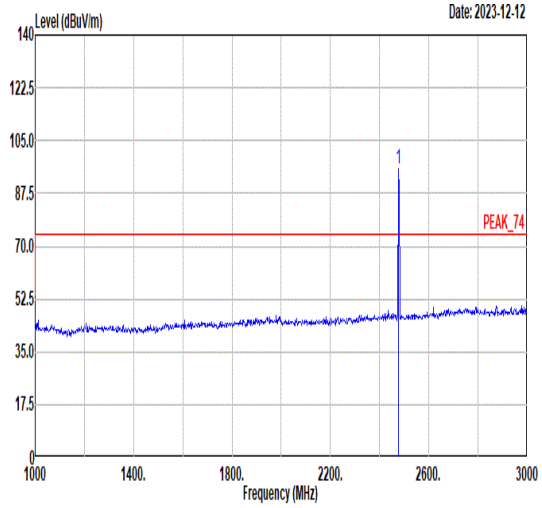 <br>Freq Level Limit Line Margin Read Level Ant Factor Cable Loss Preamp Factor APos TPos Remark<br>MHz dBuV/m dBuV/m dB dBuV dB/m dB dB cm deg<br>1 2478.00 95.76 ------ ------ 87.53 32.45 7.87 32.09 381 42 Peak |
| Avg | 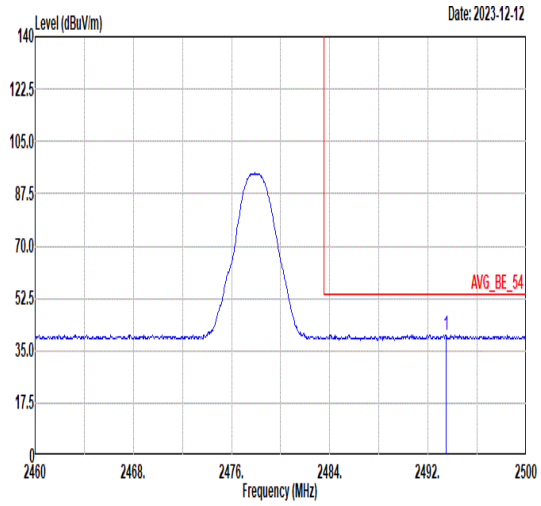 <br>Freq Level Limit Line Margin Read Level Ant Factor Cable Loss Preamp Factor APos TPos Remark<br>MHz dBuV/m dBuV/m dB dBuV dB/m dB dB cm deg<br>1 2493.48 40.36 54.00 -13.64 32.08 32.49 7.89 32.10 381 42 Average | 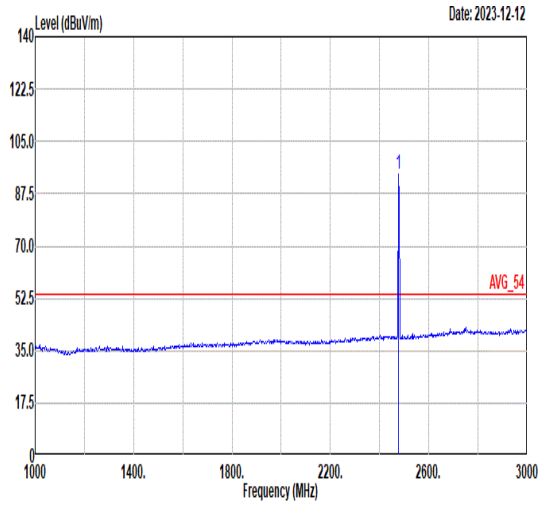 <br>Freq Level Limit Line Margin Read Level Ant Factor Cable Loss Preamp Factor APos TPos Remark<br>MHz dBuV/m dBuV/m dB dBuV dB/m dB dB cm deg<br>1 2478.00 94.20 ------ ------ 85.97 32.45 7.87 32.09 381 42 Average |

| Mode | 58 | |
|---|---|---|
| | Band Edge - R | |
| | 802.11ax40_Ch46+BLE_Ch38+Band13 BW 5M_ Co-location | |
| ANT | 7 | |
| Pol. | Vertical | Fundamental |
| Peak | 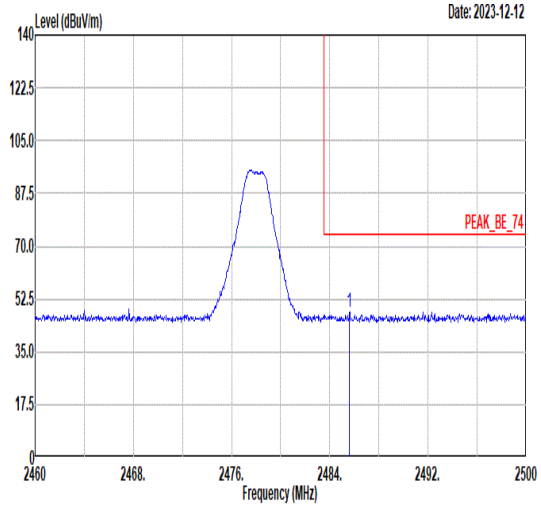 <br>Freq Level Limit Line Margin Read Level Ant Factor Cable Loss Preamp Factor APos TPos Remark<br>MHz dBuV/m dBuV/m dB dBuV dB/m dB dB cm deg<br>1 2485.60 48.10 74.00 -25.90 39.85 32.47 7.88 32.10 378 265 Peak | 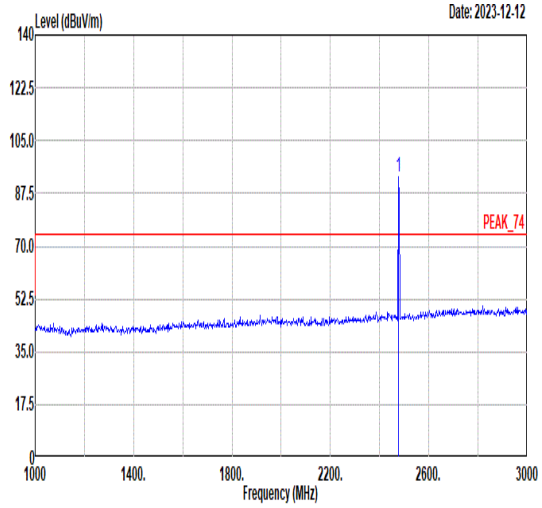 <br>Freq Level Limit Line Margin Read Level Ant Factor Cable Loss Preamp Factor APos TPos Remark<br>MHz dBuV/m dBuV/m dB dBuV dB/m dB dB cm deg<br>1 2478.00 93.11 ------ ------ 84.88 32.45 7.87 32.09 378 265 Peak |
| Avg | 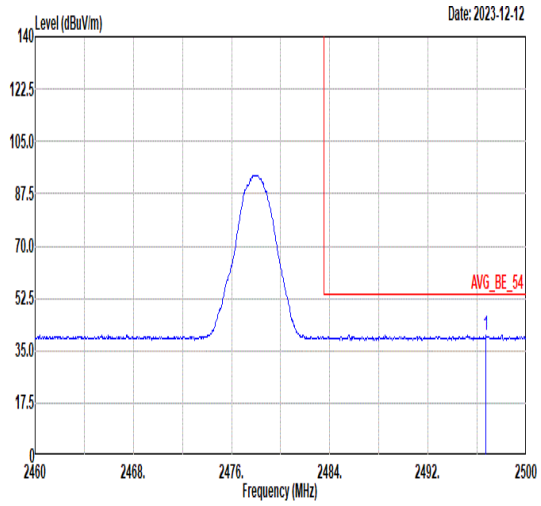 <br>Freq Level Limit Line Margin Read Level Ant Factor Cable Loss Preamp Factor APos TPos Remark<br>MHz dBuV/m dBuV/m dB dBuV dB/m dB dB cm deg<br>1 2496.72 40.19 54.00 -13.81 31.91 32.49 7.89 32.10 378 265 Average | 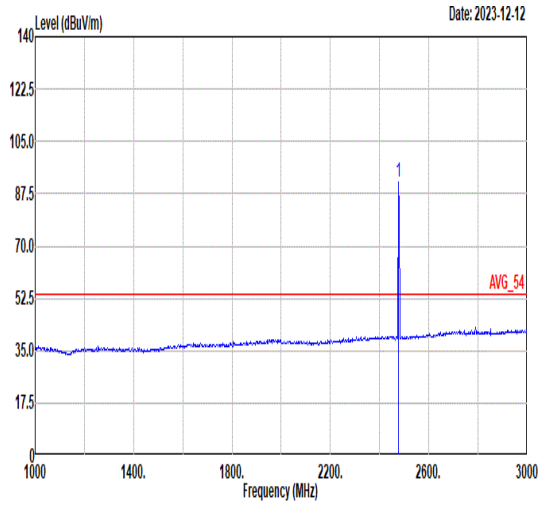 <br>Freq Level Limit Line Margin Read Level Ant Factor Cable Loss Preamp Factor APos TPos Remark<br>MHz dBuV/m dBuV/m dB dBuV dB/m dB dB cm deg<br>1 2478.00 91.34 ------ ------ 83.11 32.45 7.87 32.09 378 265 Average |

| Mode | 58 | |
|---|---|---|
| | Co-location Harmonic | |
| | 802.11ax40_Ch46+BLE_Ch38+Band13 BW 5M_ Co-location | |
| ANT | 8+6 | |
| Pol. | Horizontal | Vertical |
| Peak<br>Avg | 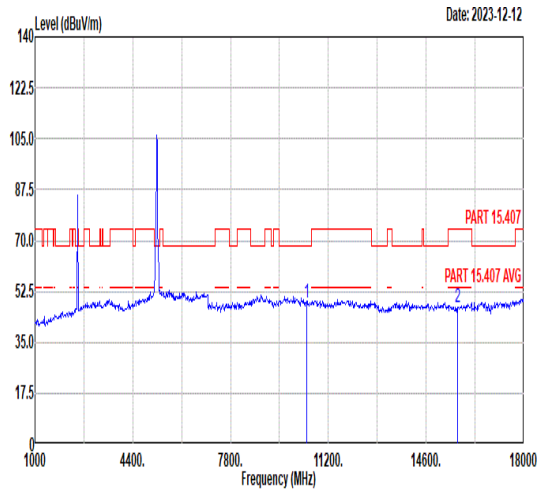 <br><br>Freq Level Limit Line Margin Read Level Ant Factor Cable Loss Preamp Factor APos TPos Remark<br>MHz dBuV/m dBuV/m dB dBuV dB/m dB dB cm deg<br>1 10460.00 48.40 68.30 -19.90 26.30 39.48 14.21 31.59 -- -- Peak<br>2 15690.00 47.20 74.00 -26.80 22.49 41.91 16.97 34.17 -- -- Peak | 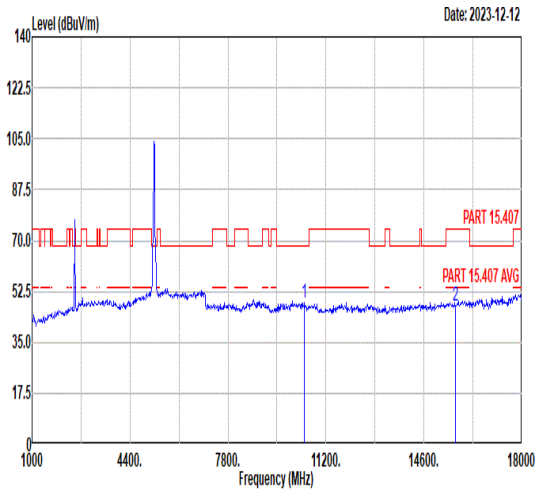 <br><br>Freq Level Limit Line Margin Read Level Ant Factor Cable Loss Preamp Factor APos TPos Remark<br>MHz dBuV/m dBuV/m dB dBuV dB/m dB dB cm deg<br>1 10460.00 48.45 68.30 -19.85 26.35 39.48 14.21 31.59 -- -- Peak<br>2 15690.00 47.80 74.00 -26.20 23.09 41.91 16.97 34.17 -- -- Peak |

**Note:** the highest signals over limit are RF co-location fundamental signals.

| Mode | 59 | |
|---|---|---|
| | Band Edge - L | |
| | 802.11ax40_Ch46+11ax40_Ch03+Band13 BW 5M_ Co-location | |
| ANT | 6 | |
| Pol. | Horizontal | Fundamental |
| Peak | 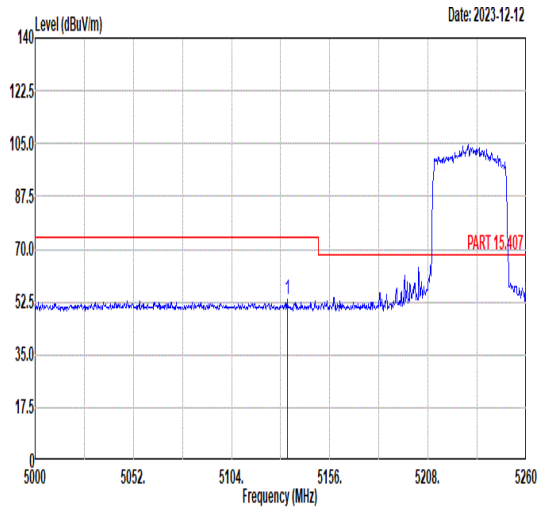 <br>Freq Level Limit Line Margin Read Level Ant Factor Cable Loss Preamp Factor APos TPos Remark<br>MHz dBuV/m dBuV/m dB dBuV dB/m dB dB cm deg<br>1 5133.38 53.27 74.00 -20.73 39.07 34.87 11.09 31.76 362 360 Peak | 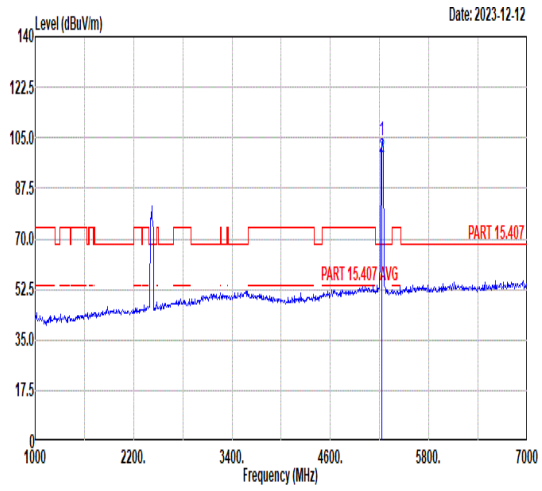 <br>Freq Level Limit Line Margin Read Level Ant Factor Cable Loss Preamp Factor APos TPos Remark<br>MHz dBuV/m dBuV/m dB dBuV dB/m dB dB cm deg<br>1 5230.00 104.03 ------ ------ 90.02 34.85 11.04 31.88 362 360 Peak<br>2 5230.00 98.17 ------ ------ 84.16 34.85 11.04 31.88 362 360 Average |
| Avg | 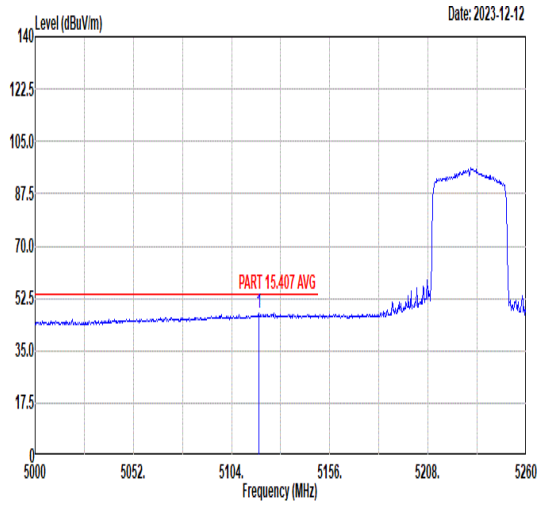 <br>Freq Level Limit Line Margin Read Level Ant Factor Cable Loss Preamp Factor APos TPos Remark<br>MHz dBuV/m dBuV/m dB dBuV dB/m dB dB cm deg<br>1 5118.30 47.79 54.00 -6.21 33.55 34.88 11.10 31.74 362 360 Average | Blank |

**Note:** the highest signals over limit are RF co-location fundamental signals.

| Mode | 59 | |
|---|---|---|
| | Band Edge - R | |
| | 802.11ax40_Ch46+11ax40_Ch03+Band13 BW 5M_ Co-location | |
| ANT | 6 | |
| Pol. | Horizontal | Fundamental |
| Peak | 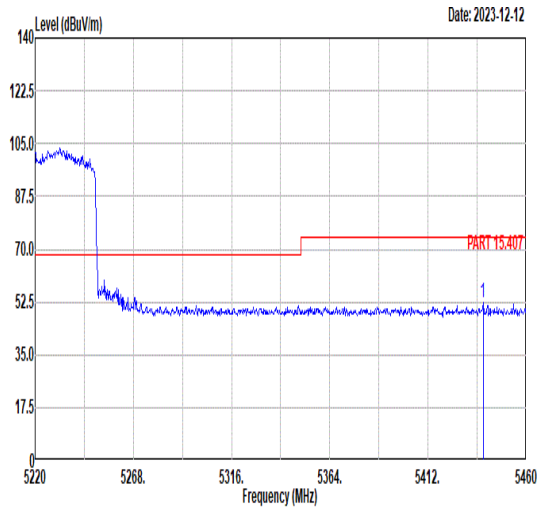 <br>Freq Level Limit Line Margin Read Level Ant Factor Cable Loss Preamp Factor APos TPos Remark<br>MHz dBuV/m dBuV/m dB dBuV dB/m dB dB cm deg<br>1 5438.88 52.08 74.00 -21.92 38.38 34.81 11.03 32.14 362 360 Peak | Blank |
| Avg | 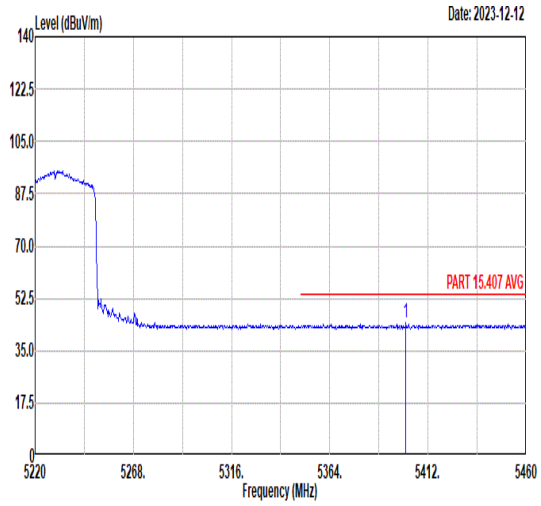 <br>Freq Level Limit Line Margin Read Level Ant Factor Cable Loss Preamp Factor APos TPos Remark<br>MHz dBuV/m dBuV/m dB dBuV dB/m dB dB cm deg<br>1 5401.20 44.39 54.00 -9.61 30.76 34.82 10.90 32.09 362 360 Average | Blank |

| Mode | 59 | |
|---|---|---|
| | Band Edge - L | |
| | 802.11ax40_Ch46+11ax40_Ch03+Band13 BW 5M_ Co-location | |
| ANT | 6 | |
| Pol. | Vertical | Fundamental |
| Peak | 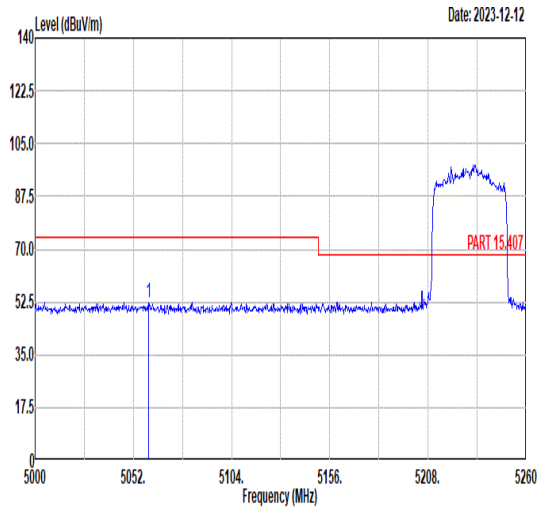 <br>Freq Level Limit Line Margin Read Level Ant Factor Cable Loss Preamp Factor APos TPos Remark<br>MHz dBuV/m dBuV/m dB dBuV dB/m dB dB cm deg<br>1 5060.06 52.44 74.00 -21.56 38.08 34.89 11.14 31.67 100 314 Peak | 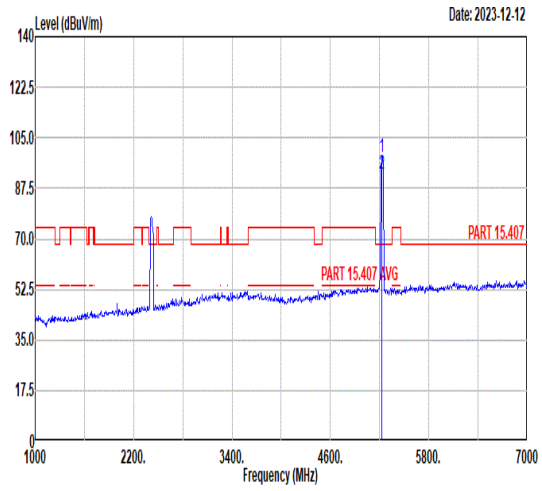 <br>Freq Level Limit Line Margin Read Level Ant Factor Cable Loss Preamp Factor APos TPos Remark<br>MHz dBuV/m dBuV/m dB dBuV dB/m dB dB cm deg<br>1 5230.00 98.16 ------ ------ 84.15 34.85 11.04 31.88 100 314 Peak<br>2 5230.00 92.48 ------ ------ 78.47 34.85 11.04 31.88 100 314 Average |
| Avg | 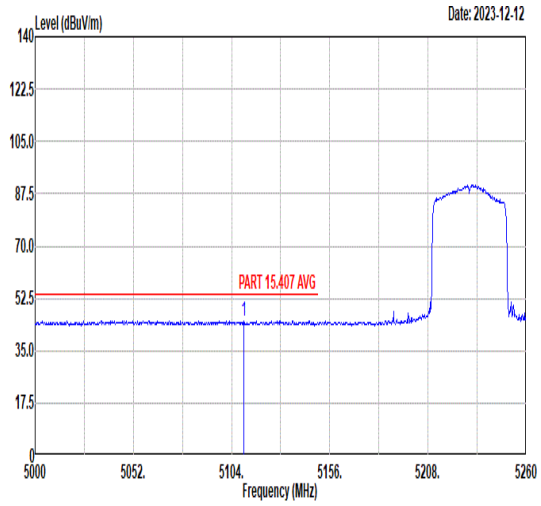 <br>Freq Level Limit Line Margin Read Level Ant Factor Cable Loss Preamp Factor APos TPos Remark<br>MHz dBuV/m dBuV/m dB dBuV dB/m dB dB cm deg<br>1 5110.50 45.16 54.00 -8.84 30.90 34.88 11.11 31.73 100 314 Average | Blank |

**Note:** the highest signals over limit are RF co-location fundamental signals.

| Mode | 59 | |
|---|---|---|
| | Band Edge - R | |
| | 802.11ax40_Ch46+11ax40_Ch03+Band13 BW 5M_ Co-location | |
| ANT | 6 | |
| Pol. | Vertical | Fundamental |
| Peak | 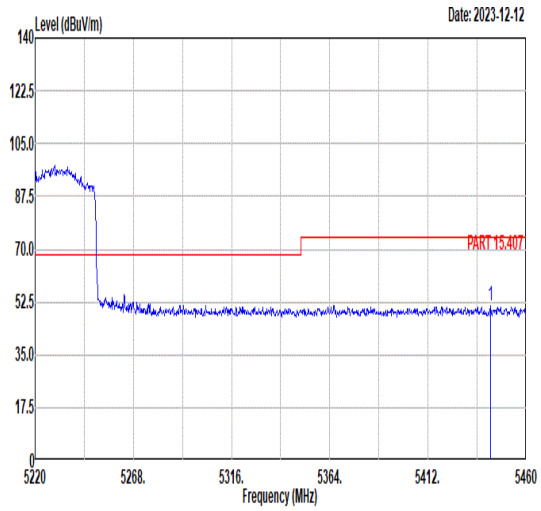 <br>Freq Level Limit Line Margin Read Level Ant Factor Cable Loss Preamp Factor APos TPos Remark<br>MHz dBuV/m dBuV/m dB dBuV dB/m dB dB cm deg<br>1 5442.72 51.22 74.00 -22.78 37.50 34.81 11.05 32.14 100 314 Peak | Blank |
| Avg | 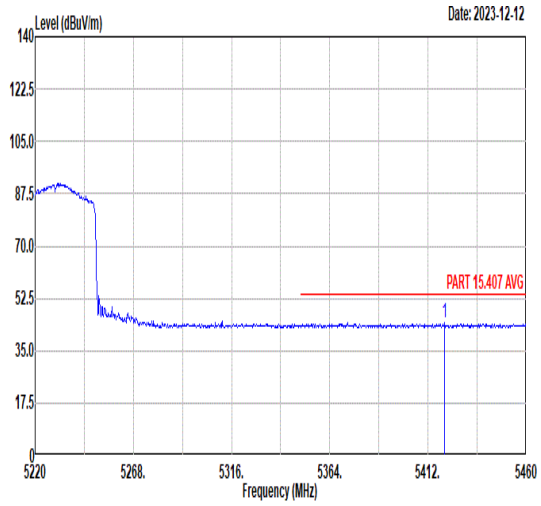 <br>Freq Level Limit Line Margin Read Level Ant Factor Cable Loss Preamp Factor APos TPos Remark<br>MHz dBuV/m dBuV/m dB dBuV dB/m dB dB cm deg<br>1 5420.16 44.15 54.00 -9.85 30.50 34.82 10.95 32.12 100 314 Average | Blank |

| Mode | 59 | |
|---|---|---|
| | Band Edge - L | |
| | 802.11ax40_Ch46+11ax40_Ch03+Band13 BW 5M_ Co-location | |
| ANT | 7 | |
| Pol. | Horizontal | Fundamental |
| Peak | 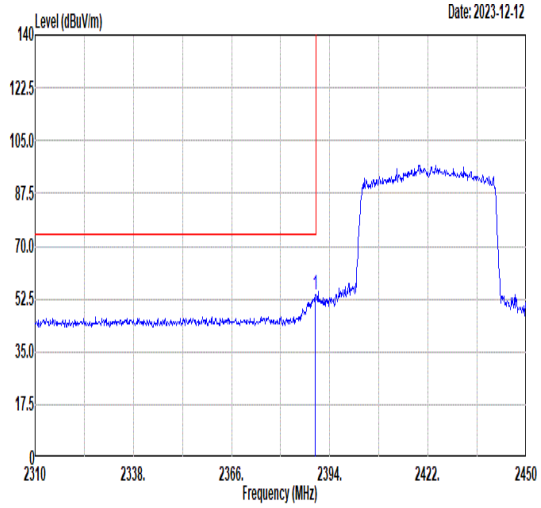 <br>Freq Level Limit Line Margin Read Level Ant Factor Cable Loss Preamp Factor APos TPos Remark<br>MHz dBuV/m dBuV/m dB dBuV dB/m dB dB cm deg<br>1 2389.80 53.96 74.00 -20.04 46.02 32.26 7.76 32.08 388 127 Peak | 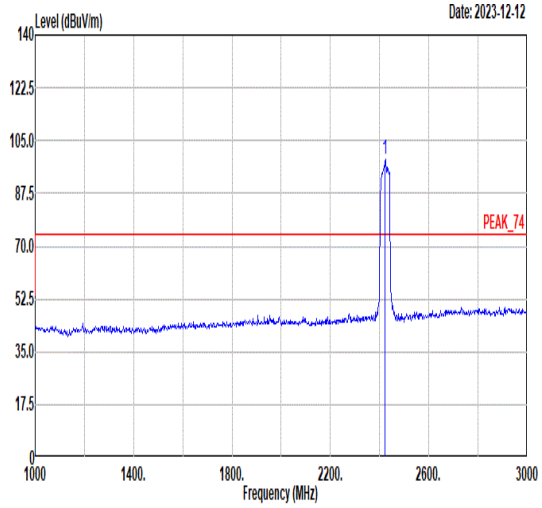 <br>Freq Level Limit Line Margin Read Level Ant Factor Cable Loss Preamp Factor APos TPos Remark<br>MHz dBuV/m dBuV/m dB dBuV dB/m dB dB cm deg<br>1 2422.00 98.63 ------ ------ 90.56 32.33 7.82 32.08 388 127 Peak |
| Avg | 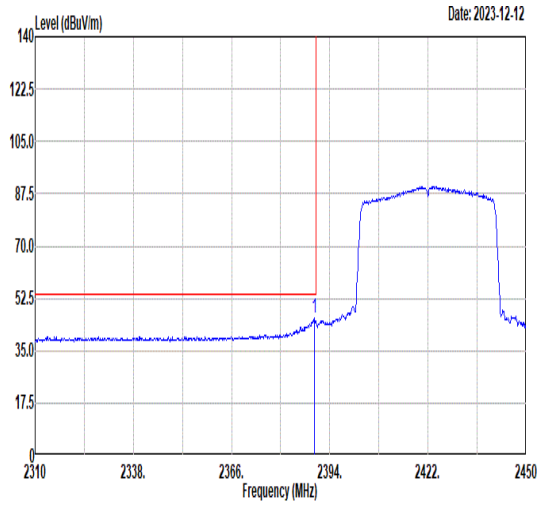 <br>Freq Level Limit Line Margin Read Level Ant Factor Cable Loss Preamp Factor APos TPos Remark<br>MHz dBuV/m dBuV/m dB dBuV dB/m dB dB cm deg<br>1 2389.52 45.78 54.00 -8.22 37.84 32.26 7.76 32.08 388 127 Average | 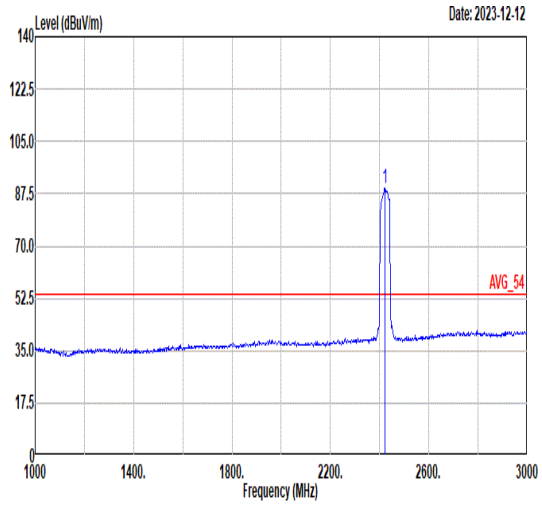 <br>Freq Level Limit Line Margin Read Level Ant Factor Cable Loss Preamp Factor APos TPos Remark<br>MHz dBuV/m dBuV/m dB dBuV dB/m dB dB cm deg<br>1 2422.00 89.26 ------ ------ 81.19 32.33 7.82 32.08 388 127 Average |

| Mode | 59 | |
|---|---|---|
| | Band Edge - R | |
| | 802.11ax40_Ch46+11ax40_Ch03+Band13 BW 5M_ Co-location | |
| ANT | 7 | |
| Pol. | Horizontal | Fundamental |
| Peak | 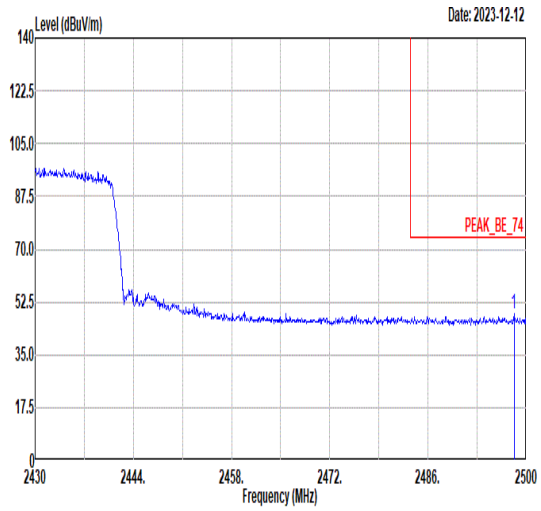 <br>Freq Level Limit Line Margin Read Level Ant Factor Cable Loss Preamp Factor APos TPos Remark<br>MHz dBuV/m dBuV/m dB dBuV dB/m dB dB cm deg<br>1 2498.25 48.75 74.00 -25.25 40.46 32.50 7.89 32.10 388 127 Peak | Blank |
| Avg | 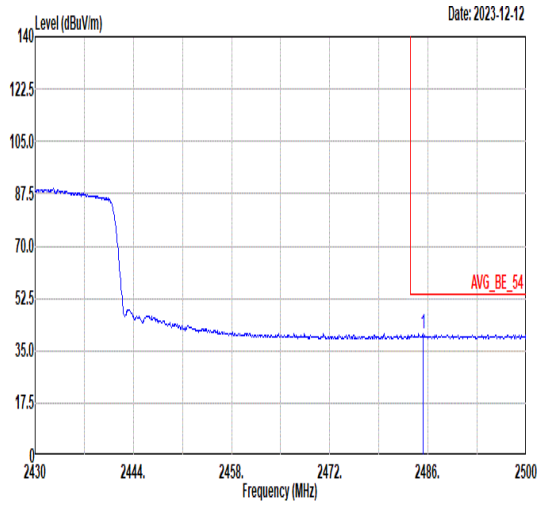 <br>Freq Level Limit Line Margin Read Level Ant Factor Cable Loss Preamp Factor APos TPos Remark<br>MHz dBuV/m dBuV/m dB dBuV dB/m dB dB cm deg<br>1 2485.30 40.56 54.00 -13.44 32.31 32.47 7.88 32.10 388 127 Average | Blank |

| Mode | 59 | |
|---|---|---|
| | Band Edge - L | |
| | 802.11ax40_Ch46+11ax40_Ch03+Band13 BW 5M_ Co-location | |
| ANT | 7 | |
| Pol. | Vertical | Fundamental |
| Peak | 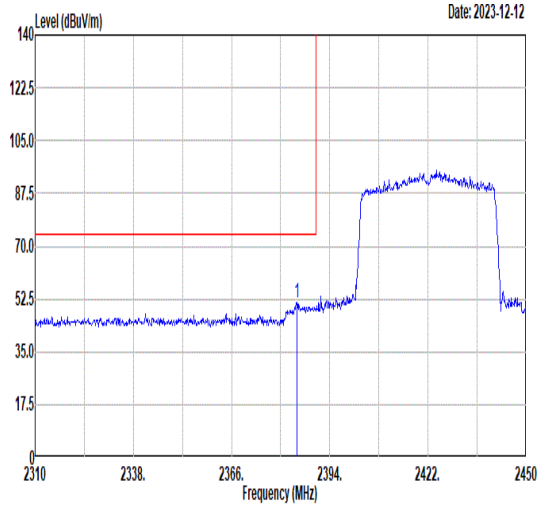 <br>Freq Level Limit Line Margin Read Level Ant Factor Cable Loss Preamp Factor APos TPos Remark<br>MHz dBuV/m dBuV/m dB dBuV dB/m dB dB cm deg<br>1 2384.62 51.40 74.00 -22.60 43.48 32.25 7.75 32.08 386 201 Peak | 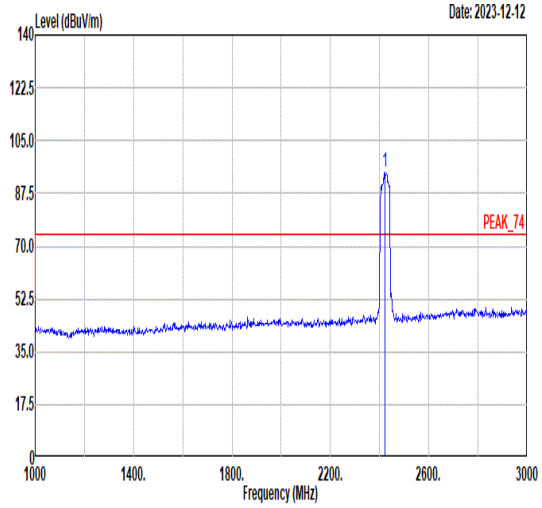 <br>Freq Level Limit Line Margin Read Level Ant Factor Cable Loss Preamp Factor APos TPos Remark<br>MHz dBuV/m dBuV/m dB dBuV dB/m dB dB cm deg<br>1 2422.00 94.77 ------ ------ 86.70 32.33 7.82 32.08 386 201 Peak |
| Avg | 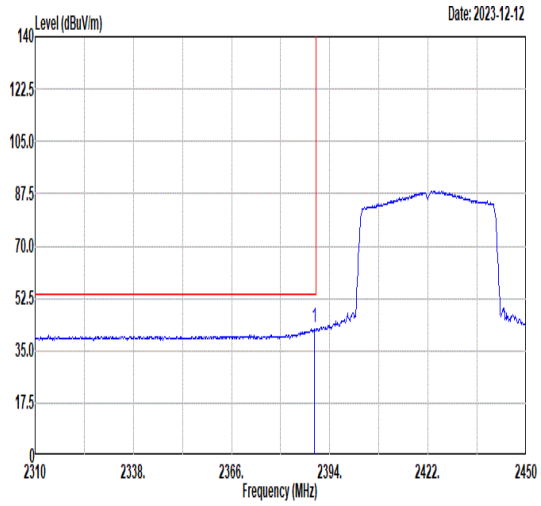 <br>Freq Level Limit Line Margin Read Level Ant Factor Cable Loss Preamp Factor APos TPos Remark<br>MHz dBuV/m dBuV/m dB dBuV dB/m dB dB cm deg<br>1 2389.66 42.74 54.00 -11.26 34.80 32.26 7.76 32.08 386 201 Average | 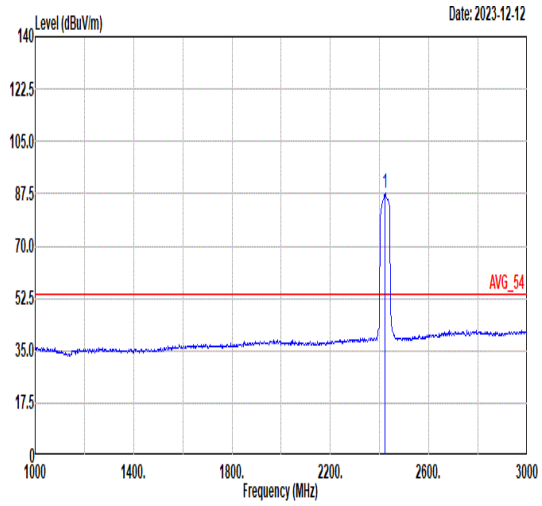 <br>Freq Level Limit Line Margin Read Level Ant Factor Cable Loss Preamp Factor APos TPos Remark<br>MHz dBuV/m dBuV/m dB dBuV dB/m dB dB cm deg<br>1 2422.00 87.90 ------ ------ 79.83 32.33 7.82 32.08 386 201 Average |

| Mode | 59 | |
|---|---|---|
| | Band Edge - R | |
| | 802.11ax40_Ch46+11ax40_Ch03+Band13 BW 5M_ Co-location | |
| ANT | 7 | |
| Pol. | Vertical | Fundamental |
| Peak | 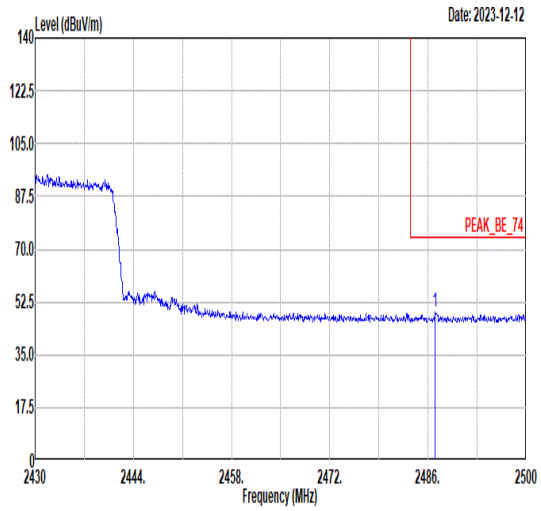 <br>Freq Level Limit Line Margin Read Level Ant Factor Cable Loss Preamp Factor APos TPos Remark<br>MHz dBuV/m dBuV/m dB dBuV dB/m dB dB cm deg<br>1 2487.05 49.35 74.00 -24.65 41.10 32.47 7.88 32.10 386 201 Peak | Blank |
| Avg | 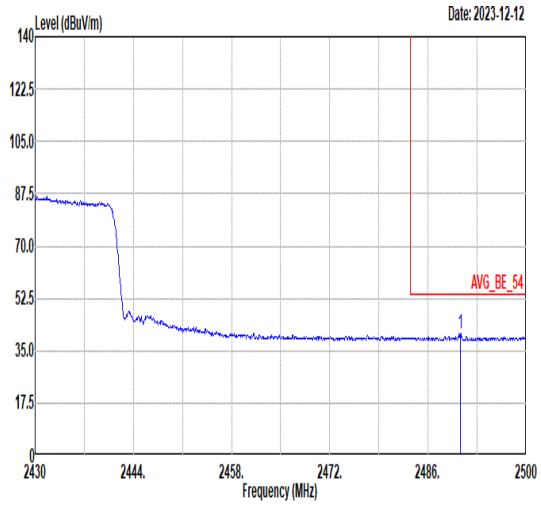 <br>Freq Level Limit Line Margin Read Level Ant Factor Cable Loss Preamp Factor APos TPos Remark<br>MHz dBuV/m dBuV/m dB dBuV dB/m dB dB cm deg<br>1 2490.62 40.94 54.00 -13.06 32.68 32.48 7.88 32.10 386 201 Average | Blank |

| Mode | 59 | |
|---|---|---|
| | Co-location Harmonic | |
| | 802.11ax40_Ch46+11ax40_Ch03+Band13 BW 5M_ Co-location | |
| ANT | 7 | |
| Pol. | Horizontal | Vertical |
| Peak<br>Avg | 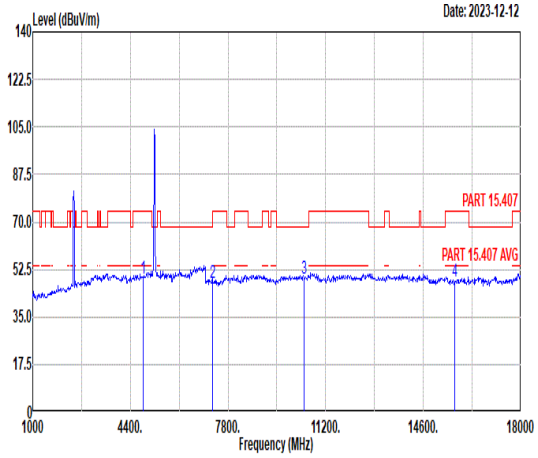 <br><br>Freq Level Limit Line Margin Read Level Ant Factor Cable Loss Preamp Factor APos TPos Remark<br>MHz dBuV/m dBuV/m dB dBuV dB/m dB dB cm deg<br>1 4844.00 49.18 74.00 -24.82 35.04 34.84 11.09 31.79 -- -- Peak<br>2 7266.00 47.75 74.00 -26.25 31.00 36.31 13.05 32.61 -- -- Peak<br>3 10460.00 49.03 68.30 -19.27 26.93 39.48 14.21 31.59 -- -- Peak<br>4 15690.00 48.06 74.00 -25.94 23.35 41.91 16.97 34.17 -- -- Peak | 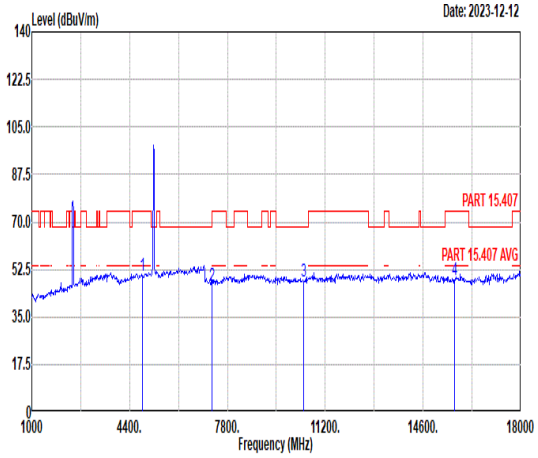 <br><br>Freq Level Limit Line Margin Read Level Ant Factor Cable Loss Preamp Factor APos TPos Remark<br>MHz dBuV/m dBuV/m dB dBuV dB/m dB dB cm deg<br>1 4844.00 50.45 74.00 -23.55 36.31 34.84 11.09 31.79 -- -- Peak<br>2 7266.00 46.72 74.00 -27.28 29.97 36.31 13.05 32.61 -- -- Peak<br>3 10460.00 48.12 68.30 -20.18 26.02 39.48 14.21 31.59 -- -- Peak<br>4 15690.00 48.72 74.00 -25.28 24.01 41.91 16.97 34.17 -- -- Peak |

**Note:** the highest signals over limit are RF co-location fundamental signals.

| Mode | 60 | |
|---|---|---|
| | Band Edge | |
| | U-NII-1_5.15-5.25_802.11a_CH40_5200MHz | |
| ANT | 8+6 | |
| Pol. | Horizontal | Fundamental |
| Peak | 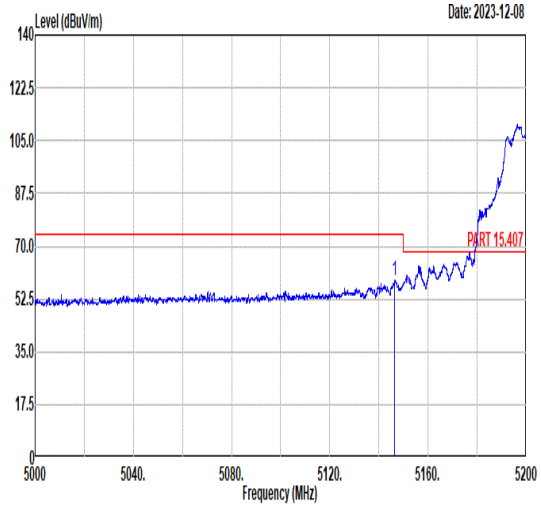 <br>Freq Level Limit Line Margin (dB) Read Level Ant Factor Cable Loss Preamp Factor APos TPos Remark<br>MHz dBuV/m dBuV/m dBuV dB/m dB dB cm deg<br>1 5146.52 58.84 74.00 -15.16 44.66 34.87 11.09 31.78 100 296 PEAK | 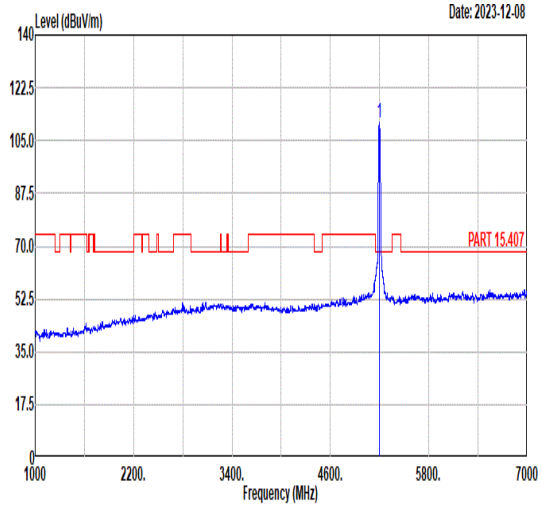 <br>Freq Level Limit Line Margin (dB) Read Level Ant Factor Cable Loss Preamp Factor APos TPos Remark<br>MHz dBuV/m dBuV/m dBuV dB/m dB dB cm deg<br>1 5200.00 111.11 ------ ------ 97.03 34.86 11.06 31.84 100 296 PEAK |
| Avg | 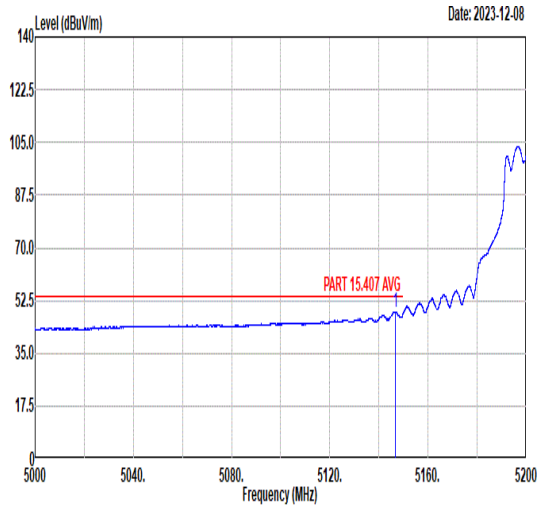 <br>Freq Level Limit Line Margin (dB) Read Level Ant Factor Cable Loss Preamp Factor APos TPos Remark<br>MHz dBuV/m dBuV/m dBuV dB/m dB dB cm deg<br>1 5146.72 48.85 54.00 -5.15 34.67 34.87 11.09 31.78 100 296 AVERAGE | 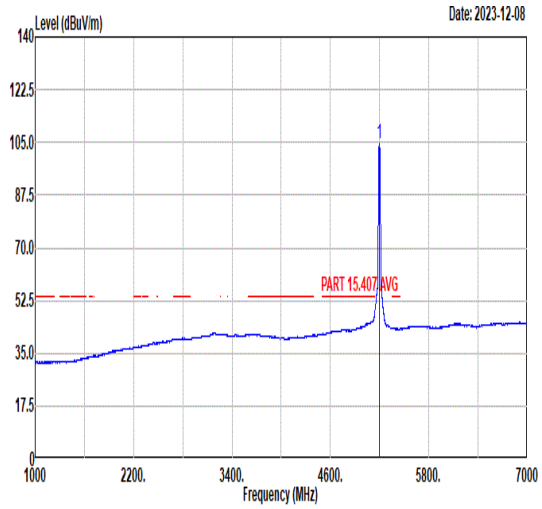 <br>Freq Level Limit Line Margin (dB) Read Level Ant Factor Cable Loss Preamp Factor APos TPos Remark<br>MHz dBuV/m dBuV/m dBuV dB/m dB dB cm deg<br>1 5200.00 104.86 ------ ------ 90.78 34.86 11.06 31.84 100 296 AVERAGE |

| Mode | 60 | |
|---|---|---|
| | Band Edge | |
| | U-NII-1_5.15-5.25_802.11a_CH40_5200MHz | |
| ANT | 8+6 | |
| Pol. | Vertical | Fundamental |
| Peak | 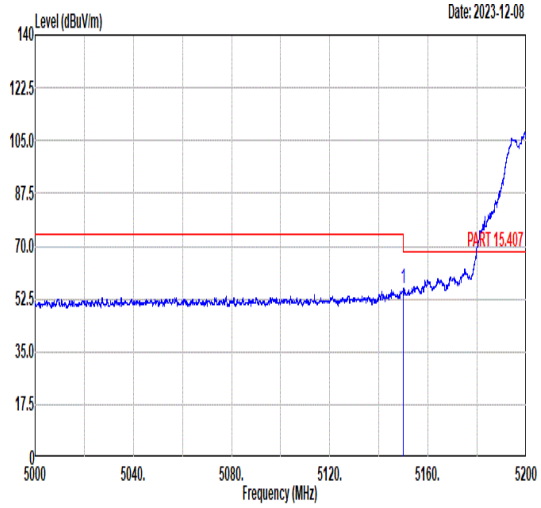 <br>Freq Level Limit Line Margin (dB) Read Level Ant Factor Cable Loss Preamp Factor APos TPos Remark<br>MHz dBuV/m dBuV/m dBuV dB/m dB dB cm deg<br>1 5149.92 55.85 74.00 -18.15 41.67 34.87 11.09 31.78 293 268 PEAK | 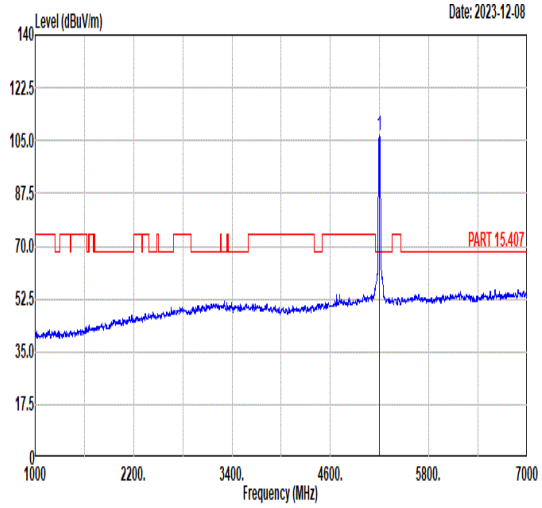 <br>Freq Level Limit Line Margin (dB) Read Level Ant Factor Cable Loss Preamp Factor APos TPos Remark<br>MHz dBuV/m dBuV/m dBuV dB/m dB dB cm deg<br>1 5200.00 106.62 ------ ------ 92.54 34.86 11.06 31.84 293 268 PEAK |
| Avg | 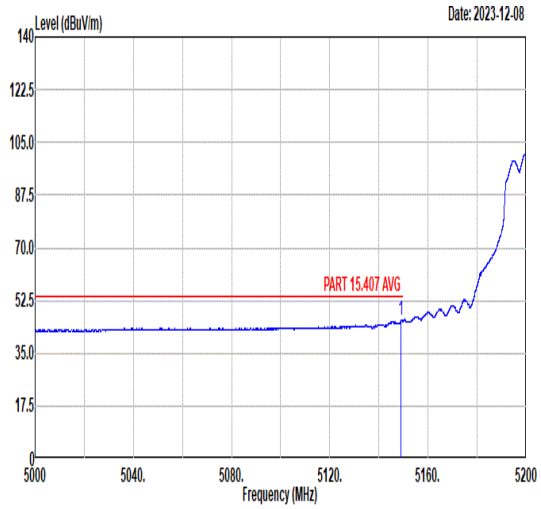 <br>Freq Level Limit Line Margin (dB) Read Level Ant Factor Cable Loss Preamp Factor APos TPos Remark<br>MHz dBuV/m dBuV/m dBuV dB/m dB dB cm deg<br>1 5149.10 45.85 54.00 -8.15 31.67 34.87 11.09 31.78 293 268 AVERAGE | 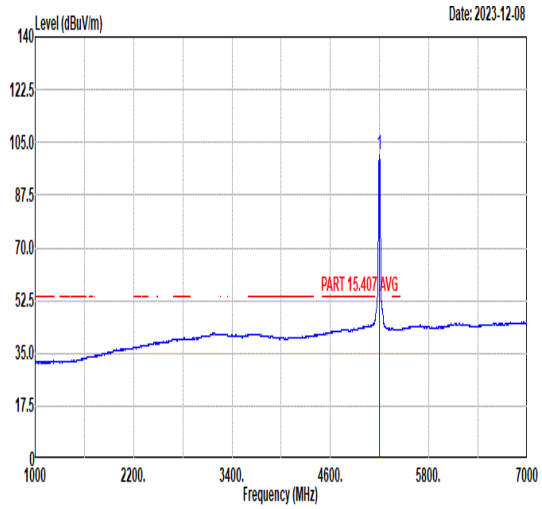 <br>Freq Level Limit Line Margin (dB) Read Level Ant Factor Cable Loss Preamp Factor APos TPos Remark<br>MHz dBuV/m dBuV/m dBuV dB/m dB dB cm deg<br>1 5200.00 100.94 ------ ------ 86.86 34.86 11.06 31.84 293 268 AVERAGE |

| Mode | 62 | |
|---|---|---|
| | Band Edge | |
| | U-NII-2C_5.47-5.725_802.11a_CH104_5520MHz | |
| ANT | 8+6 | |
| Pol. | Horizontal | Fundamental |
| Peak | 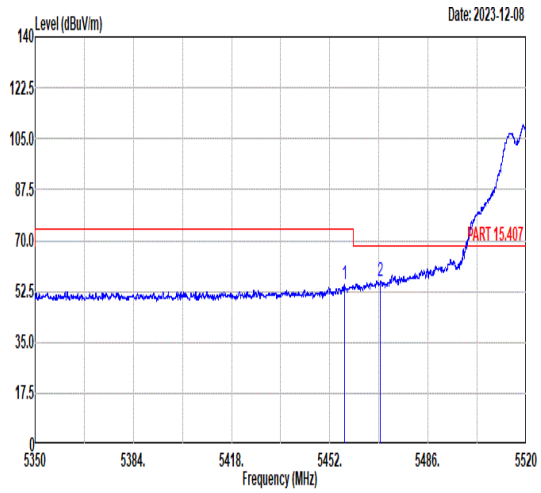 <br>Freq Level Limit Line Margin (dB) Read Level Ant Factor Cable Loss Preamp Factor APos TPos Remark<br>MHz dBuV/m dBuV/m dBuV dB/m dB dB cm deg<br>1 5457.02 55.07 74.00 -18.93 41.31 34.81 11.11 32.16 100 297 PEAK<br>2 5469.60 56.13 68.30 -12.17 42.34 34.81 11.16 32.18 100 297 PEAK | 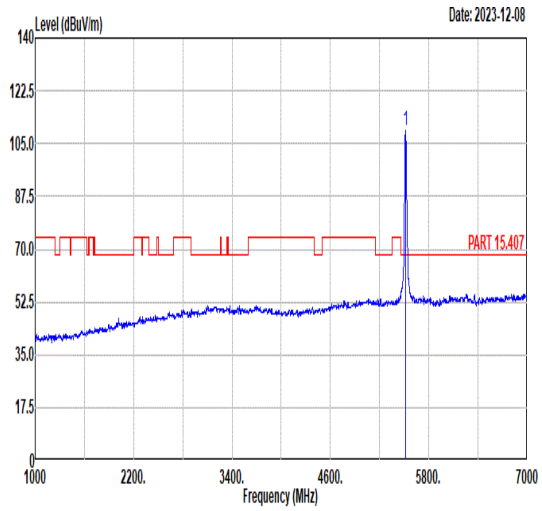 <br>Freq Level Limit Line Margin (dB) Read Level Ant Factor Cable Loss Preamp Factor APos TPos Remark<br>MHz dBuV/m dBuV/m dBuV dB/m dB dB cm deg<br>1 5520.00 109.32 ------ ------ 95.37 34.82 11.35 32.22 100 297 PEAK |
| Avg | 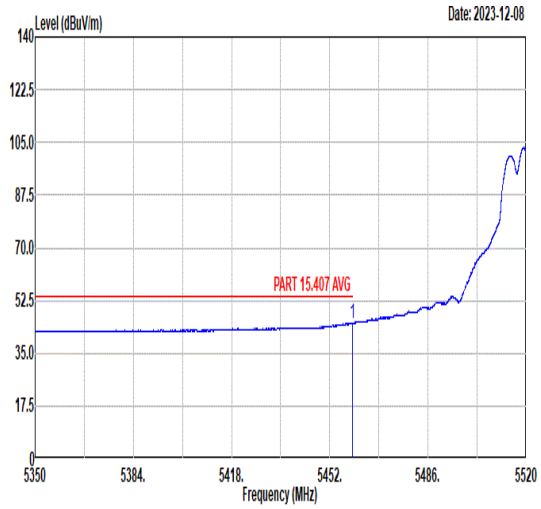 <br>Freq Level Limit Line Margin (dB) Read Level Ant Factor Cable Loss Preamp Factor APos TPos Remark<br>MHz dBuV/m dBuV/m dBuV dB/m dB dB cm deg<br>1 5459.75 45.12 54.00 -8.88 31.36 34.81 11.12 32.17 100 297 AVERAGE | 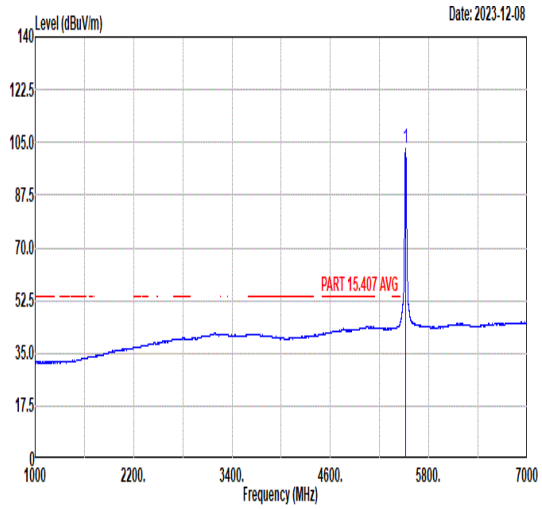 <br>Freq Level Limit Line Margin (dB) Read Level Ant Factor Cable Loss Preamp Factor APos TPos Remark<br>MHz dBuV/m dBuV/m dBuV dB/m dB dB cm deg<br>1 5520.00 103.06 ------ ------ 89.11 34.82 11.35 32.22 100 297 AVERAGE |

| Mode | 62 | |
|---|---|---|
| | Band Edge | |
| | U-NII-2C_5.47-5.725_802.11a_CH104_5520MHz | |
| ANT | 8+6 | |
| Pol. | Vertical | Fundamental |
| Peak | 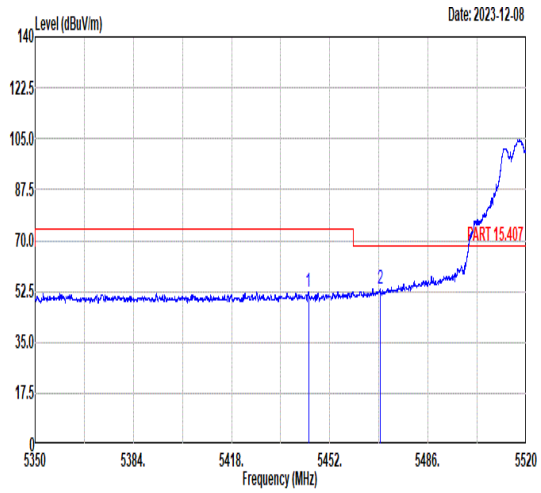 <br>Freq Level Limit Line Margin (dB) Read Level Ant Factor Cable Loss Preamp Factor APos TPos Remark<br>MHz dBuV/m dBuV/m dBuV dB/m dB dB cm deg<br>1 5444.62 52.54 74.00 -21.46 38.82 34.81 11.06 32.15 312 264 PEAK<br>2 5469.43 53.18 68.30 -15.12 39.39 34.81 11.16 32.18 312 264 PEAK | 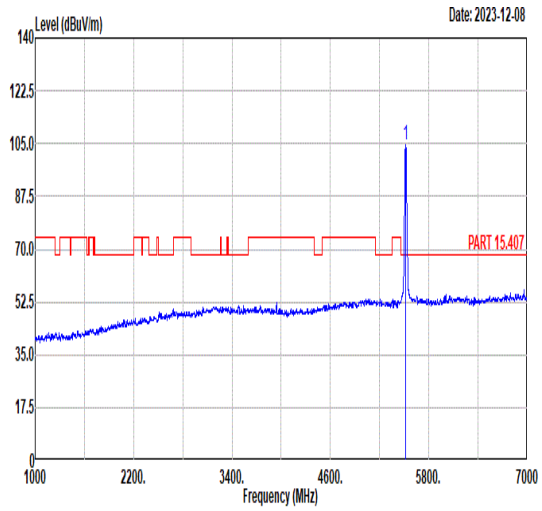 <br>Freq Level Limit Line Margin (dB) Read Level Ant Factor Cable Loss Preamp Factor APos TPos Remark<br>MHz dBuV/m dBuV/m dBuV dB/m dB dB cm deg<br>1 5520.00 104.50 ------ ------ 90.55 34.82 11.35 32.22 312 264 PEAK |
| Avg | 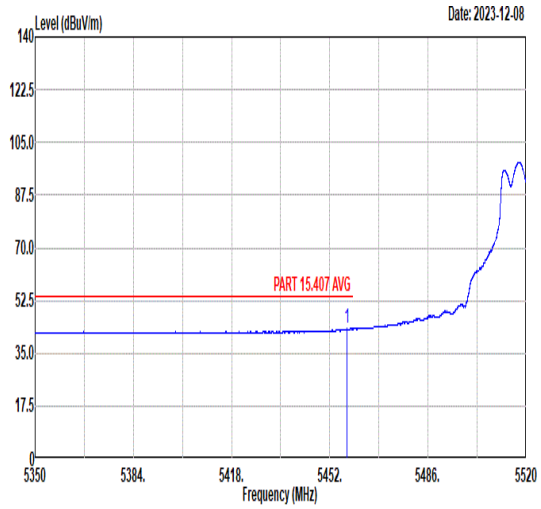 <br>Freq Level Limit Line Margin (dB) Read Level Ant Factor Cable Loss Preamp Factor APos TPos Remark<br>MHz dBuV/m dBuV/m dBuV dB/m dB dB cm deg<br>1 5457.88 43.18 54.00 -10.82 29.42 34.81 11.11 32.16 312 264 AVERAGE | 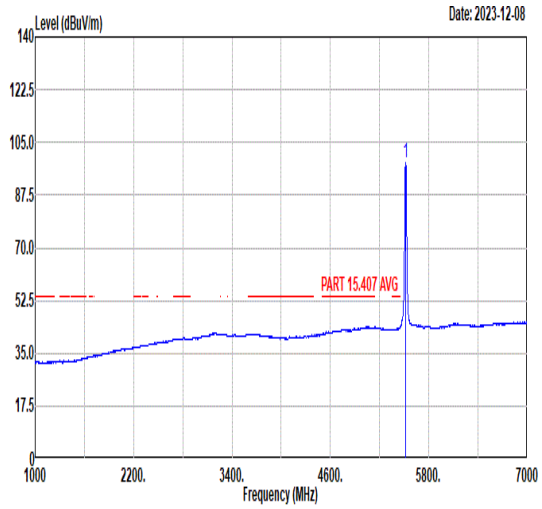 <br>Freq Level Limit Line Margin (dB) Read Level Ant Factor Cable Loss Preamp Factor APos TPos Remark<br>MHz dBuV/m dBuV/m dBuV dB/m dB dB cm deg<br>1 5520.00 98.26 ------ ------ 84.31 34.82 11.35 32.22 312 264 AVERAGE |

| Mode | 64 | |
|---|---|---|
| | Band Edge | |
| | U-NII-2C_5.47-5.725_802.11ax HE20_CH104_Full_5520MHz | |
| ANT | 8+6 | |
| Pol. | Horizontal | Fundamental |
| Peak | 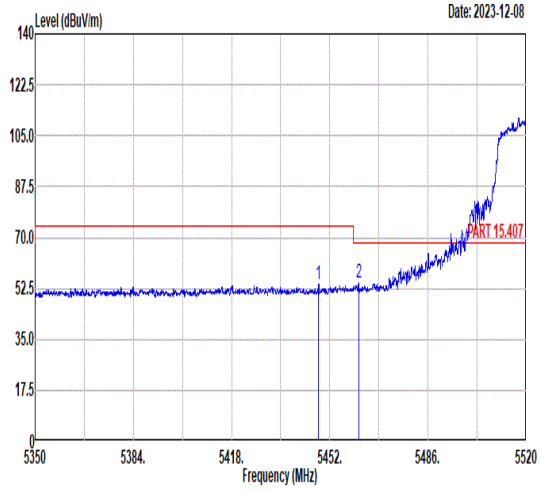 <br>Freq Level Limit Line Margin (dB) Read Level Ant Factor Cable Loss Preamp Factor APos TPos Remark<br>MHz dBuV/m dBuV/m dBuV dB/m dB dB cm deg<br>1 5448.18 54.14 74.00 -19.86 40.41 34.81 11.07 32.15 100 296 PEAK<br>2 5461.96 54.19 68.30 -14.11 40.42 34.81 11.13 32.17 100 296 PEAK | 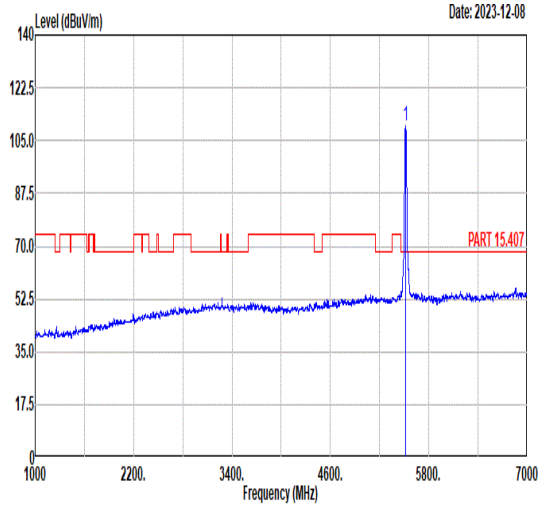 <br>Freq Level Limit Line Margin (dB) Read Level Ant Factor Cable Loss Preamp Factor APos TPos Remark<br>MHz dBuV/m dBuV/m dBuV dB/m dB dB cm deg<br>1 5520.00 109.76 ------ ------ 95.81 34.82 11.35 32.22 100 296 PEAK |
| Avg | 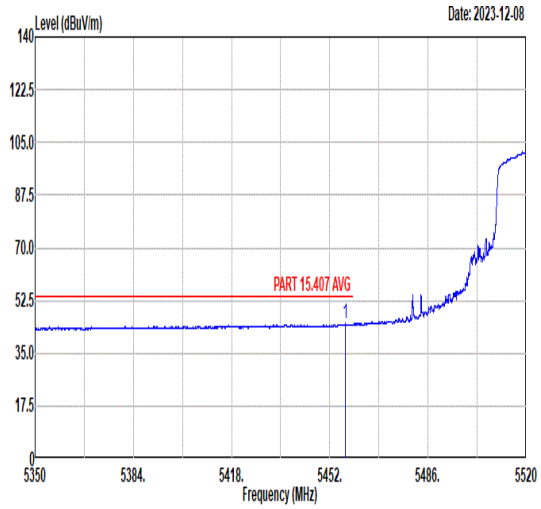 <br>Freq Level Limit Line Margin (dB) Read Level Ant Factor Cable Loss Preamp Factor APos TPos Remark<br>MHz dBuV/m dBuV/m dBuV dB/m dB dB cm deg<br>1 5457.37 45.03 54.00 -8.97 31.27 34.81 11.11 32.16 100 296 AVERAGE | 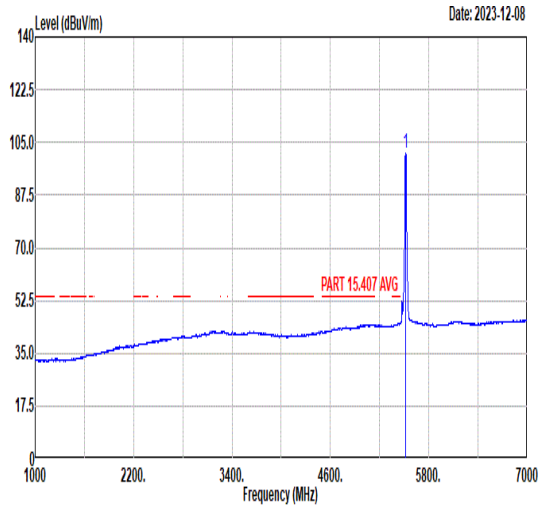 <br>Freq Level Limit Line Margin (dB) Read Level Ant Factor Cable Loss Preamp Factor APos TPos Remark<br>MHz dBuV/m dBuV/m dBuV dB/m dB dB cm deg<br>1 5520.00 101.56 ------ ------ 87.61 34.82 11.35 32.22 100 296 AVERAGE |

| Mode | 64 | |
|---|---|---|
| | Band Edge | |
| | U-NII-2C_5.47-5.725_802.11ax HE20_CH104_Full_5520MHz | |
| ANT | 8+6 | |
| Pol. | Vertical | Fundamental |
| Peak | 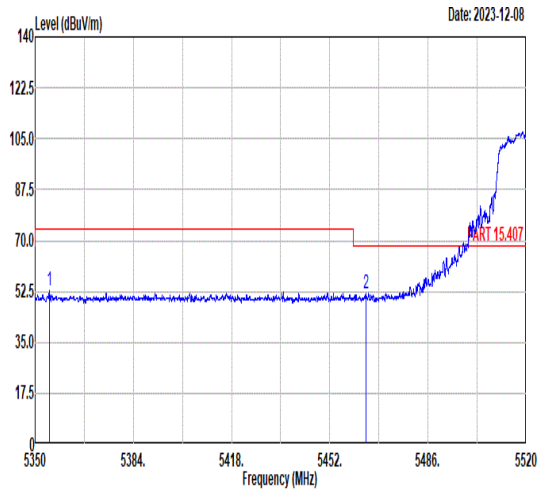 <br>Freq Level Limit Line Margin (dB) Read Level Ant Factor Cable Loss Preamp Factor APos TPos Remark<br>MHz dBuV/m dBuV/m dBuV dB/m dB dB cm deg<br>1 5354.85 52.69 74.00 -21.31 38.96 34.83 10.94 32.04 400 197 PEAK<br>2 5464.51 51.61 68.30 -16.69 37.83 34.81 11.14 32.17 400 197 PEAK | 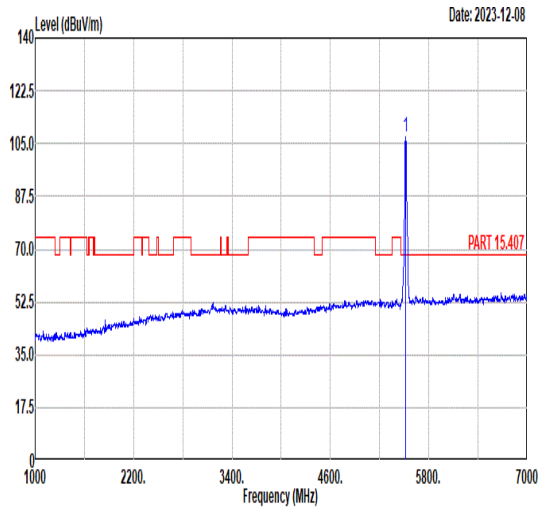 <br>Freq Level Limit Line Margin (dB) Read Level Ant Factor Cable Loss Preamp Factor APos TPos Remark<br>MHz dBuV/m dBuV/m dBuV dB/m dB dB cm deg<br>1 5520.00 107.41 ------ ------ 93.46 34.82 11.35 32.22 400 197 PEAK |
| Avg | 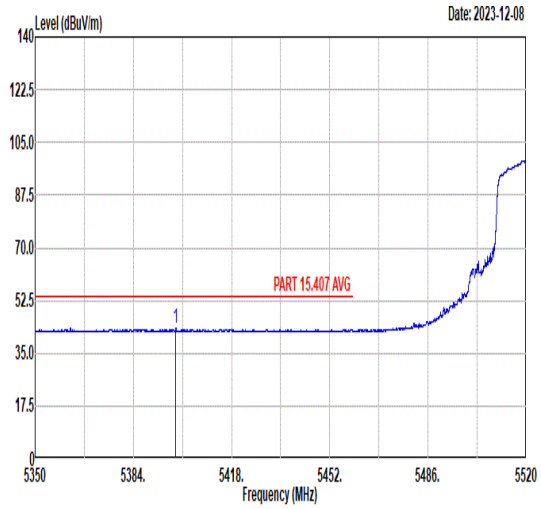 <br>Freq Level Limit Line Margin (dB) Read Level Ant Factor Cable Loss Preamp Factor APos TPos Remark<br>MHz dBuV/m dBuV/m dBuV dB/m dB dB cm deg<br>1 5398.72 43.29 54.00 -10.71 29.65 34.82 10.91 32.09 400 197 AVERAGE | 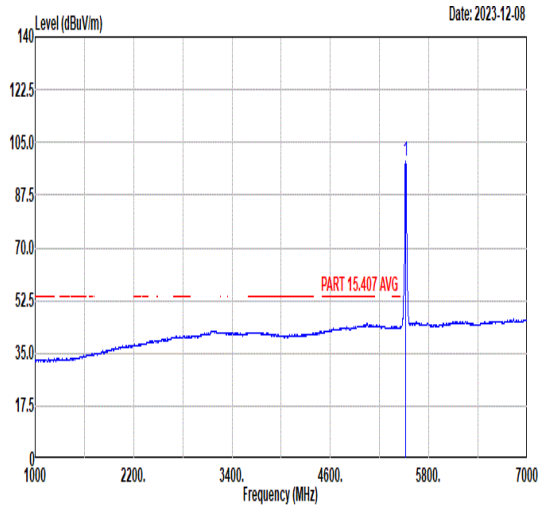 <br>Freq Level Limit Line Margin (dB) Read Level Ant Factor Cable Loss Preamp Factor APos TPos Remark<br>MHz dBuV/m dBuV/m dBuV dB/m dB dB cm deg<br>1 5520.00 98.96 ------ ------ 85.01 34.82 11.35 32.22 400 197 AVERAGE |

| Mode | 65 | |
|---|---|---|
| | Band Edge | |
| | U-NII-2C_5.47-5.725_802.11ax HE20_CH136_Full_5680MHz | |
| ANT | 8+6 | |
| Pol. | Horizontal | Fundamental |
| Peak | 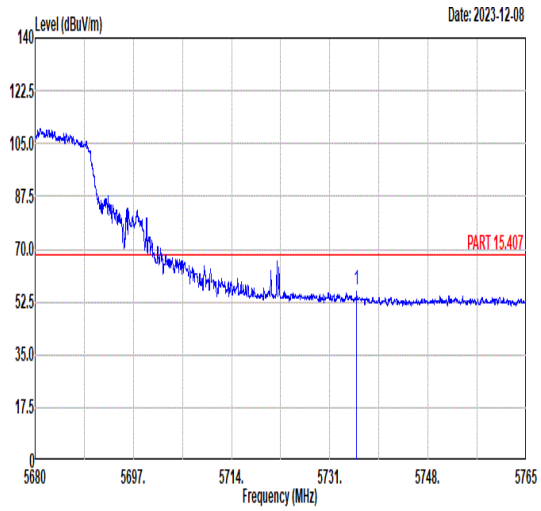 <br>Freq Level Limit Line Margin Read Level Ant Factor Cable Loss Preamp Factor APos TPos Remark<br>MHz dBuV/m dBuV/m dB dBuV dB/m dB dB cm deg<br>1 5735.64 56.49 68.30 -11.81 42.10 35.13 11.65 32.39 100 297 PEAK | 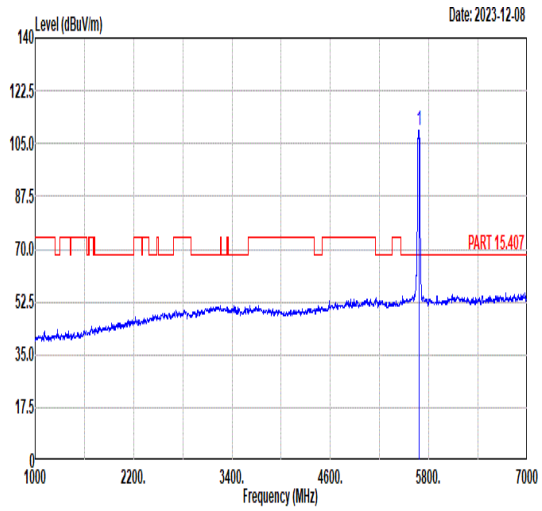 <br>Freq Level Limit Line Margin Read Level Ant Factor Cable Loss Preamp Factor APos TPos Remark<br>MHz dBuV/m dBuV/m dB dBuV dB/m dB dB cm deg<br>1 5680.00 109.60 ------ ------ 95.22 35.05 11.68 32.35 100 297 PEAK |
| Avg | Blank | 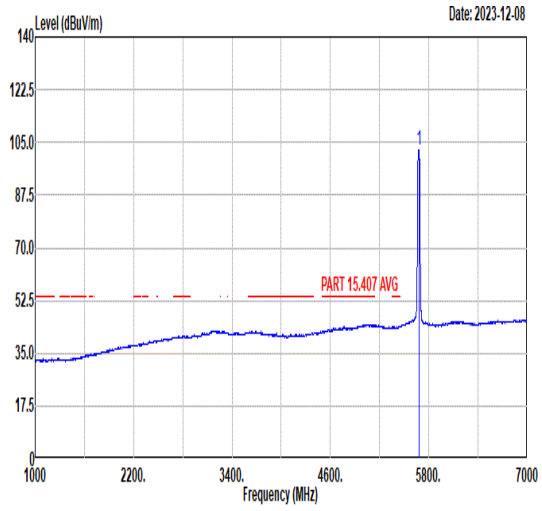 <br>Freq Level Limit Line Margin Read Level Ant Factor Cable Loss Preamp Factor APos TPos Remark<br>MHz dBuV/m dBuV/m dB dBuV dB/m dB dB cm deg<br>1 5680.00 102.42 ------ ------ 88.04 35.05 11.68 32.35 100 297 AVERAGE |

| Mode | 65 | |
|---|---|---|
| | Band Edge | |
| | U-NII-2C_5.47-5.725_802.11ax HE20_CH136_Full_5680MHz | |
| ANT | 8+6 | |
| Pol. | Vertical | Fundamental |
| Peak | 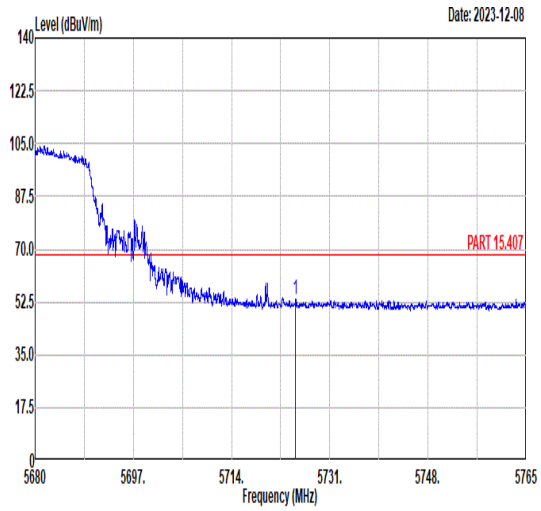 <br>Freq Level Limit Line Margin Read Level Ant Factor Cable Loss Preamp Factor APos TPos Remark<br>MHz dBuV/m dBuV/m dB dBuV dB/m dB dB cm deg<br>1 5725.10 53.61 68.30 -14.69 39.23 35.12 11.65 32.39 334 255 PEAK | 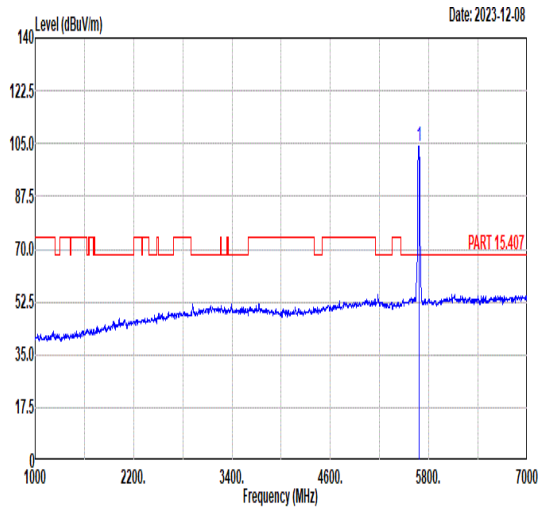 <br>Freq Level Limit Line Margin Read Level Ant Factor Cable Loss Preamp Factor APos TPos Remark<br>MHz dBuV/m dBuV/m dB dBuV dB/m dB dB cm deg<br>1 5680.00 103.98 ------ ------ 89.60 35.05 11.68 32.35 334 255 PEAK |
| Avg | Blank | 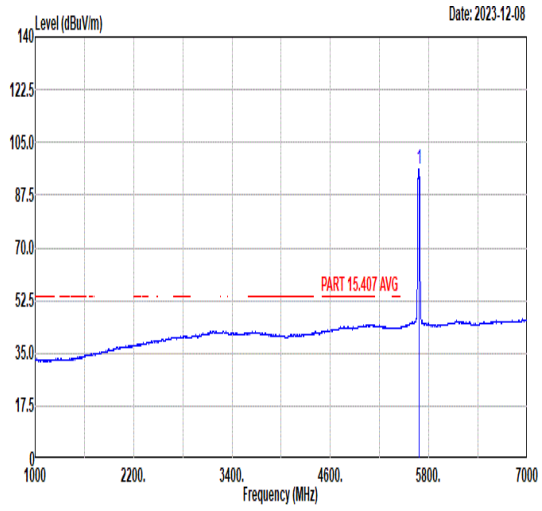 <br>Freq Level Limit Line Margin Read Level Ant Factor Cable Loss Preamp Factor APos TPos Remark<br>MHz dBuV/m dBuV/m dB dBuV dB/m dB dB cm deg<br>1 5680.00 96.34 ------ ------ 81.96 35.05 11.68 32.35 334 255 AVERAGE |

# Appendix D. Duty Cycle Plots

| Band | Duty Cycle(%) | T(ms) | 1/T(KHz) | VBW Setting |
|---|---|---|---|---|
| 11a | 96.97 | 1.393 | 0.718 | 1KHz |
| 11ax20 | 92.59 | 0.543 | 1.840 | 3KHz |
| 11ax40 | 87.66 | 0.309 | 3.239 | 10KHZ |
| 11ax80 | 86.84 | 0.287 | 3.485 | 10KHZ |

**802.11a**

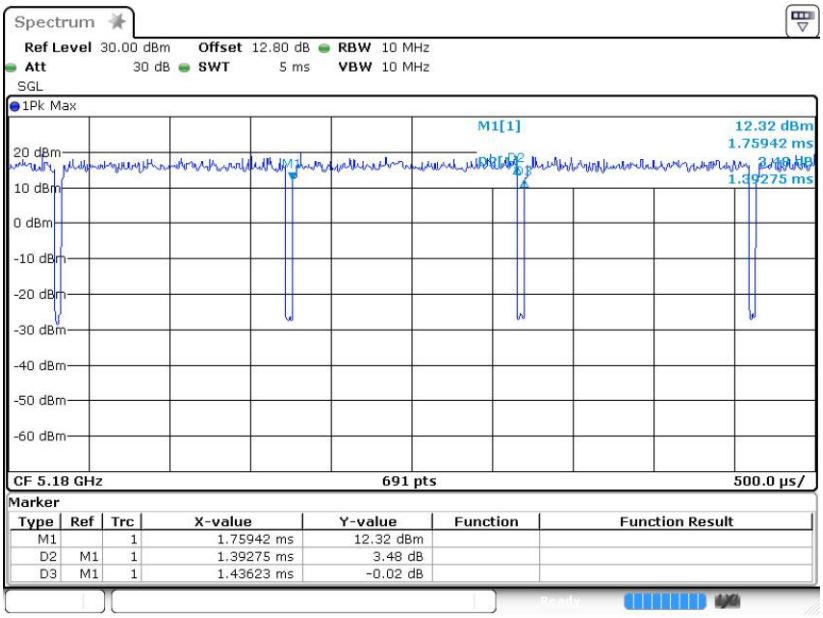

### 802.11ax HE20

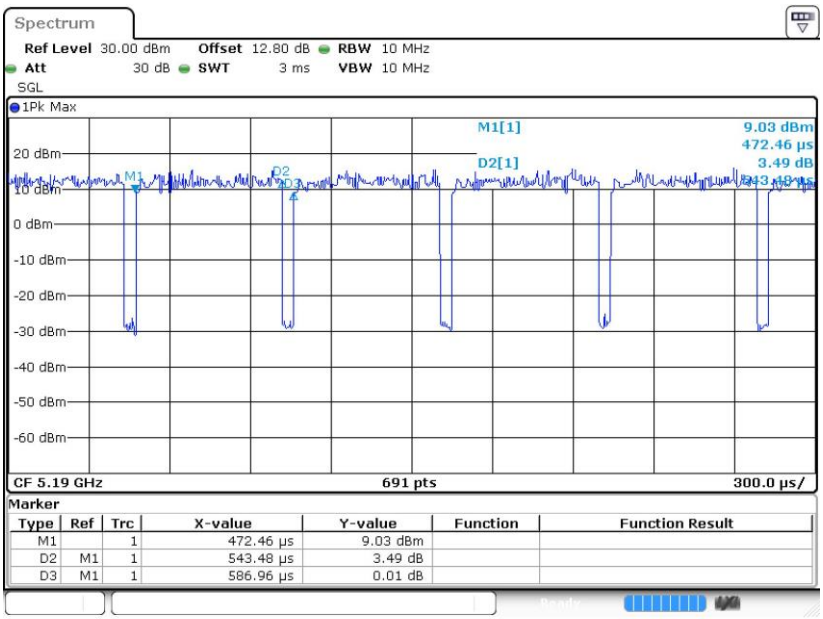


Date: 16.NOV.2023 22:08:32

### 802.11ax HE40

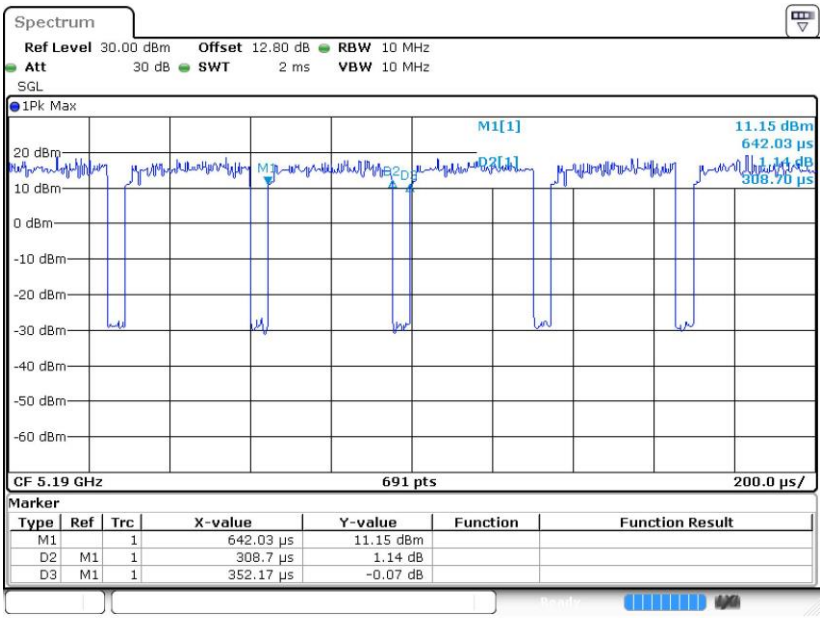


Date: 16.NOV.2023 22:06:43

**802.11ax HE80**

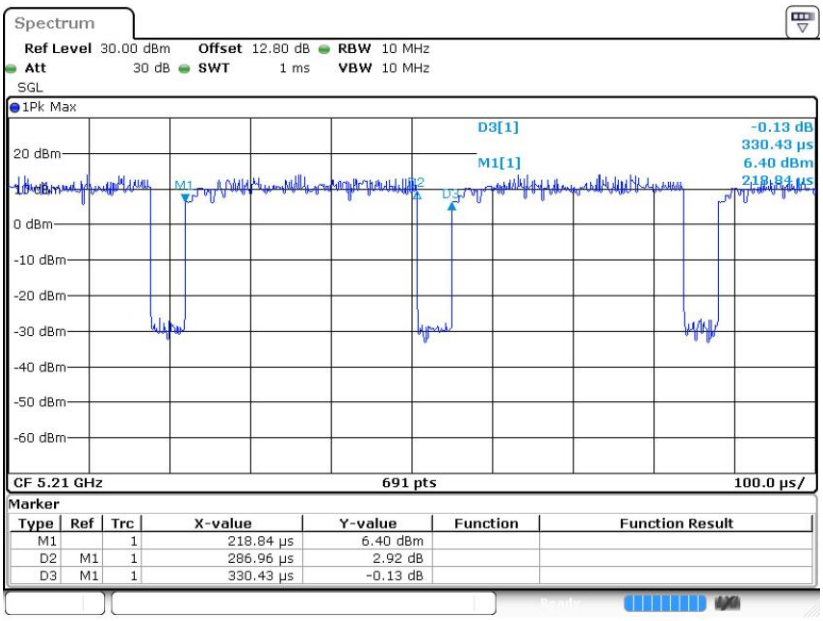


Date: 22.NOV.2023 12:11:47