FCC Test Report

Equipment	:	5GHz 300Mbps 23dBi Outdoor CPE
Brand Name	:	TP-Link
Model No.	:	CPE610
FCC ID	:	TE7CPE610
Standard	:	47 CFR FCC Part 15.407
Operating Band	:	5150 MHz – 5250 MHz 5725 MHz – 5850 MHz
Applicant	:	TP-Link Technologies Co., Ltd. Building 24 (floors 1,3,4,5) and 28 (floors1-4) Central Science and Technology Park,Shennan Rd, Nanshan, Shenzhen,China
Manufacturer	:	TP-Link Technologies Co., Ltd. Building 24 (floors 1,3,4,5) and 28 (floors1-4) Central Science and Technology Park,Shennan Rd, Nanshan, Shenzhen,China
Function	:	☐ Outdoor; ☐ Indoor; ☒ Fixed P2P ☐ Client

The product sample received on May 12, 2017 and completely tested on Aug. 25, 2017. We, SPORTON, would like to declare that the tested sample has been evaluated in accordance with the procedures given in ANSI C63.10-2013 and shown compliance with the applicable technical standards.

The test results in this report apply exclusively to the tested model / sample. Without written approval of SPORTON INTERNATIONAL INC., the test report shall not be reproduced except in full.

Cliff Chang
SPORTON INTERNATIONAL INC.

Testing Laboratory
1190

Table of Contents

1 GENERAL DESCRIPTION 5

1.1 Information 5
1.2 Testing Applied Standards 7
1.3 Testing Location Information 7
1.4 Measurement Uncertainty 8

2 TEST CONFIGURATION OF EUT 9

2.1 Test Channel Mode 9
2.2 The Worst Case Measurement Configuration 10
2.3 EUT Operation during Test 10
2.4 Accessories 11
2.5 Support Equipment 11
2.6 Test Setup Diagram 12

3 TRANSMITTER TEST RESULT 14

3.1 AC Power-line Conducted Emissions 14
3.2 Emission Bandwidth 15
3.3 Maximum Conducted Output Power 16
3.4 Peak Power Spectral Density 18
3.5 Unwanted Emissions 21
3.6 Frequency Stability 25

4 TEST EQUIPMENT AND CALIBRATION DATA 26

APPENDIX A. TEST RESULTS OF AC POWER-LINE CONDUCTED EMISSIONS

APPENDIX B. TEST RESULTS OF EMISSION BANDWIDTH

APPENDIX C. TEST RESULTS OF MAXIMUM CONDUCTED OUTPUT POWER

APPENDIX D. TEST RESULTS OF PEAK POWER SPECTRAL DENSITY

APPENDIX E. TEST RESULTS OF UNWANTED EMISSIONS

APPENDIX F. TEST RESULTS OF FREQUENCY STABILITY

APPENDIX G. TEST PHOTOS

PHOTOGRAPHS OF EUT V01

Summary of Test Result

Conformance Test Specifications			
Report Clause	**Ref. Std. Clause**	**Description**	**Result**
1.1.2	15.203	Antenna Requirement	Complied
3.1	15.207	AC Power-line Conducted Emissions	Complied
3.2	15.407(a)	Emission Bandwidth	Complied
3.3	15.407(a)	Maximum Conducted Output Power	Complied
3.4	15.407(a)	Peak Power Spectral Density	Complied
3.5	15.407(b)	Unwanted Emissions	Complied
3.6	15.407(g)	Frequency Stability	Complied

Revision History

Report No.	Version	Description	Issued Date
FR751733	Rev. 01	Initial issue of report	Aug. 31, 2017

1 General Description

1.1 Information

1.1.1 RF General Information

Frequency Range (MHz)	IEEE Std. 802.11	Ch. Frequency (MHz)	Channel Number
5150-5250	a (10M), n (HT10)	5180, 5200, 5220, 5240	36, 40, 44, 48 [4]
5725-5850		5745, 5765, 5785, 5805	149, 153, 157, 161 [4]
5150-5250	a (20M), n (HT20)	5180-5240	36-48 [4]
5725-5850		5745-5825	149-165 [5]
5150-5250	n (HT40)	5190-5230	38-46 [2]
5725-5850		5755-5795	151-159 [2]

Band	Mode	BWch (MHz)	Nant
5.15-5.25GHz	802.11a 10M	10	2TX
5.15-5.25GHz	802.11a 20M	20	2TX
5.15-5.25GHz	802.11n HT10	10	2TX
5.15-5.25GHz	802.11n HT20	20	2TX
5.15-5.25GHz	802.11n HT40	40	2TX
5.725-5.85GHz	802.11a 10M	10	2TX
5.725-5.85GHz	802.11a 20M	20	2TX
5.725-5.85GHz	802.11n HT10	10	2TX
5.725-5.85GHz	802.11n HT20	20	2TX
5.725-5.85GHz	802.11n HT40	40	2TX

Note:
- a (10M), n (HT10), a (20M), n (HT20) and n (HT40) use a combination of OFDM-BPSK, QPSK, 16QAM, 64QAM modulation.
- BWch is the nominal channel bandwidth.
- Nss-Min is the minimum number of spatial streams.
- Nant is the number of outputs. e.g., 2(2,3) means have 2 outputs for port 2 and port 3. 2 means have 2 outputs for port 1 and port 2.

1.1.2 Antenna Information

Ant.	Brand	Product Number	Antenna Type	Connector	Gain (dBi)	
					5GHz Band 1	5GHz Band 4
1	TP-LINK	3101501384	PCB Antenna	I-PEX	19.39	20.81

Note: The antenna has two connectors (2TX/2RX).



1.1.3 Mode Test Duty Cycle

Mode	DC	DCF(dB)	T(s)	VBW(Hz) ≥ 1/T
802.11a 10M	1	0	n/a (DC>=0.98)	n/a (DC>=0.98)
802.11a 20M	0.991	0.039	n/a (DC>=0.98)	n/a (DC>=0.98)
802.11n HT10	1	0	n/a (DC>=0.98)	n/a (DC>=0.98)
802.11n HT20	0.991	0.039	n/a (DC>=0.98)	n/a (DC>=0.98)
802.11n HT40	0.978	0.097	2.403m	1k

1.1.4 EUT Operational Condition

EUT Power Type	From PoE			
Beamforming Function	☐	With beamforming	☒	Without beamforming

1.2 Testing Applied Standards

According to the specifications of the manufacturer, the EUT must comply with the requirements of the following standards:

- 47 CFR FCC Part 15
- ANSI C63.10-2013
- FCC KDB 789033 D02 v01r04
- FCC KDB 662911 D01 v02r01

1.3 Testing Location Information

Testing Location			
☐	HWA YA	ADD :	No. 52, Hwa Ya 1st Rd., Kwei-Shan Hsiang, Tao Yuan Hsien, Taiwan, R.O.C.
		TEL :	886-3-327-3456 FAX : 886-3-318-0055
☒	JHUBEI	ADD :	No.8, Lane 724, Bo-ai St., Jhubei City, HsinChu County 302, Taiwan, R.O.C.
		TEL :	886-3-656-9065 FAX : 886-3-656-9085

Test Condition	Test Site No.	Test Engineer	Test Environment	Test Date
RF Conducted	TH01-CB	Serway Li	20°C / 60%	May 27, 2017~Aug. 25, 2017
Radiated (below 1GHz)	03CH01-CB	Eason Chen	22°C / 54%	May 12, 2017~Jun. 16, 2017
Radiated (above1GHz)	03CH01-CB	Eason Chen	22°C / 54%	Jun. 16, 2017
AC Conduction	CO01-CB	Rick Yeh	25°C / 55%	Jun. 15, 2017

Test site Designation No. TW0006 with FCC
Test site registered number IC 4086D with Industry Canada.

1.4 Measurement Uncertainty

ISO/IEC 17025 requires that an estimate of the measurement uncertainties associated with the emissions test results be included in the report. The measurement uncertainties given below are based on a 95% confidence level (based on a coverage factor (k=2)

Test Items	Uncertainty	Remark
Conducted Emission (150kHz ~ 30MHz)	3.2 dB	Confidence levels of 95%
Radiated Emission (30MHz ~ 1,000MHz)	3.6 dB	Confidence levels of 95%
Radiated Emission (1GHz ~ 18GHz)	3.7 dB	Confidence levels of 95%
Radiated Emission (18GHz ~ 40GHz)	3.5 dB	Confidence levels of 95%
Conducted Emission	1.7 dB	Confidence levels of 95%
Output Power Measurement	1.33 dB	Confidence levels of 95%
Power Density Measurement	1.27 dB	Confidence levels of 95%
Bandwidth Measurement	9.74×10^{-8}	Confidence levels of 95%
Frequency Stability	6.06×10^{-8}	Confidence levels of 95%

2 Test Configuration of EUT

2.1 Test Channel Mode

Mode	Power Setting
802.11a 10M (6Mbps)_2TX	-
5180MHz	12
5200MHz	13.5
5220MHz	14
5240MHz	13.5
5745MHz	10.5
5765MHz	10.5
5785MHz	10.5
5805MHz	10.5
802.11n HT10 Nss1,(MCS0)_2TX	-
5180MHz	14
5200MHz	14
5220MHz	14
5240MHz	13.5
5745MHz	11
5765MHz	10.5
5785MHz	11
5805MHz	11
802.11a 20M (6Mbps)_2TX	-
5180MHz	12
5200MHz	12
5240MHz	13.5
5745MHz	11.5
5785MHz	10
5825MHz	9.5
802.11n HT20 Nss1,(MCS0)_2TX	-
5180MHz	13
5200MHz	12
5240MHz	13.5
5745MHz	11
5785MHz	10
5825MHz	9
802.11n HT40 Nss1,(MCS0)_2TX	-
5190MHz	12
5230MHz	12.5
5755MHz	11
5795MHz	10

2.2 The Worst Case Measurement Configuration

The Worst Case Mode for Following Conformance Tests	
Tests Item	AC power-line conducted emissions
Condition	AC power-line conducted measurement for line and neutral
Operating Mode	CTX

The Worst Case Mode for Following Conformance Tests	
Tests Item	Emission Bandwidth Maximum Conducted Output Power Peak Power Spectral Density Frequency Stability
Test Condition	Conducted measurement at transmit chains

The Worst Case Mode for Following Conformance Tests	
Tests Item	Unwanted Emissions
Test Condition	Radiated measurement If EUT consist of multiple antenna assembly (multiple antenna are used in EUT regardless of spatial multiplexing MIMO configuration), the radiated test should be performed with highest antenna gain of each antenna type.
Operating Mode < 1GHz	CTX
Operating Mode > 1GHz	CTX

Note: The EUT can only be used at X axis position.

2.3 EUT Operation during Test

The EUT was programmed to be in continuously transmitting mode.

2.4 Accessories

Accessories				
No.	**Equipment Name**	**Brand Name**	**Model Name**	**Rating**
1	PoE	TP-Link	T240050-2-PoE	INPUT: 100-240V ~ 50/60Hz OUTPUT: 24V, 0.5A
Other				
2	Power line*1: Non-shielded, 0.5m			

2.5 Support Equipment

For Test Site No: CO01-CB

Support Equipment				
No.	**Equipment**	**Brand Name**	**Model Name**	**FCC ID**
1	NB	DELL	E6430	DoC

For Test Site No: 03CH01-CB and TH01-CB

Support Equipment				
No.	**Equipment**	**Brand Name**	**Model Name**	**FCC ID**
1	NB	DELL	E4300	DoC

2.6 Test Setup Diagram

Test Setup Diagram – AC Line Conducted Emission Test

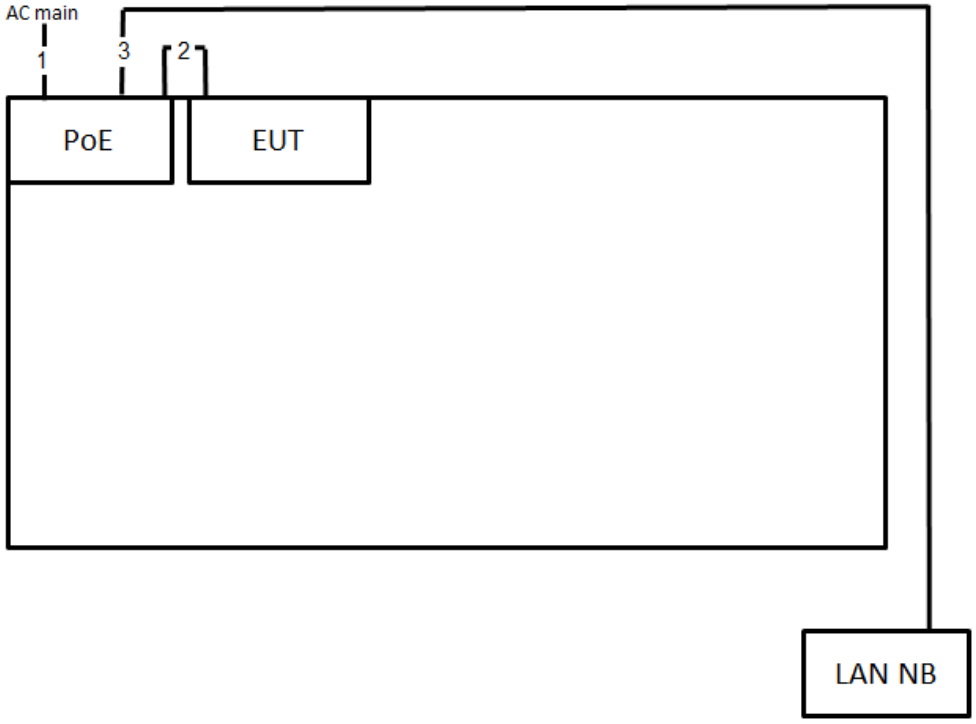

Item	Connection	Shielded	Length
1	Power cable	No	0.5m
2	RJ45 cable	No	1.5m
3	RJ45 cable	No	10m

Test Setup Diagram - Radiated Test

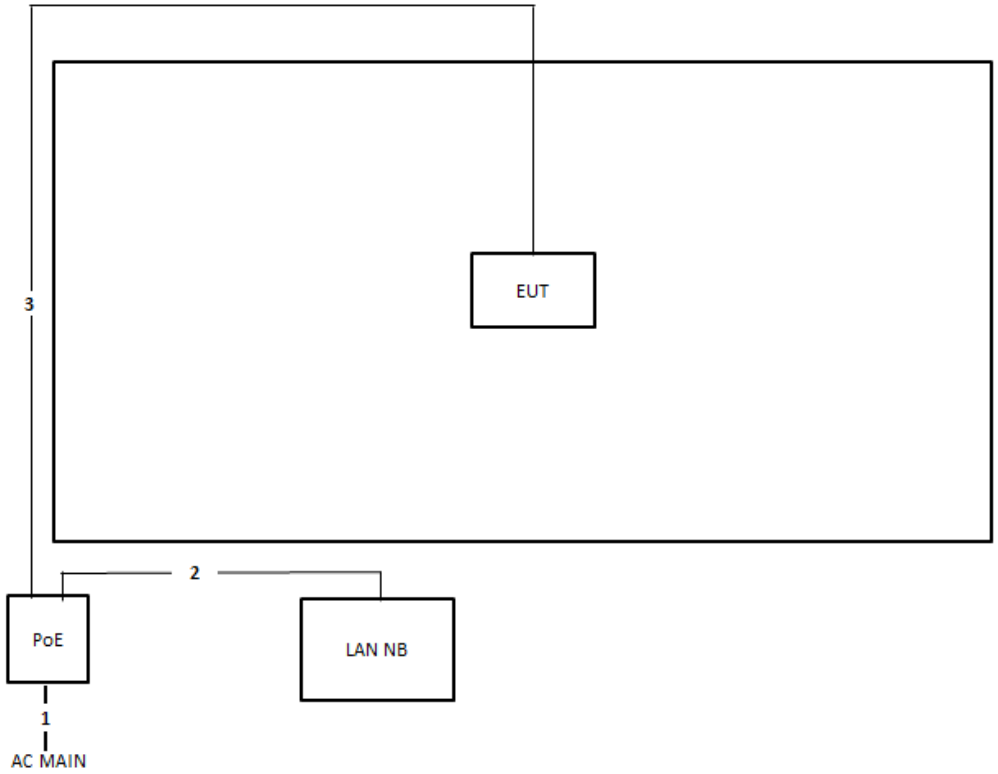

Item	Connection	Shielded	Length
1	Power cable	No	0.5m
2	RJ-45 cable	No	1.5m
3	RJ-45 cable	No	10m

3 Transmitter Test Result

3.1 AC Power-line Conducted Emissions

3.1.1 AC Power-line Conducted Emissions Limit

AC Power-line Conducted Emissions Limit		
Frequency Emission (MHz)	**Quasi-Peak**	**Average**
0.15-0.5	66 - 56 *	56 - 46 *
0.5-5	56	46
5-30	60	50
Note 1: * Decreases with the logarithm of the frequency.		

3.1.2 Measuring Instruments

Refer a test equipment and calibration data table in this test report.

3.1.3 Test Procedures

Test Method
☒ Refer as ANSI C63.10-2013, clause 6.2 for AC power-line conducted emissions.

3.1.4 Test Setup

AC Power-line Conducted Emissions

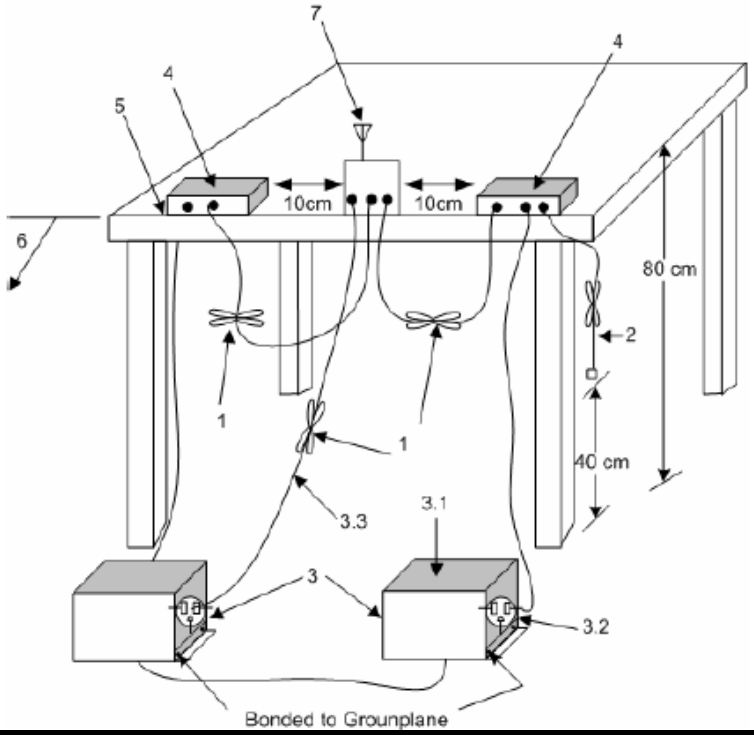

3.1.5 Test Result of AC Power-line Conducted Emissions

Refer as Appendix A

3.2 Emission Bandwidth

3.2.1 Emission Bandwidth Limit

Emission Bandwidth Limit	
UNII Devices	
☒	For the 5.15-5.25 GHz band, N/A
☐	For the 5.25-5.35 GHz band, the maximum conducted output power shall not exceed the lesser of 250 mW or 11 dBm + 10 log B, where B is the 26 dB emission bandwidth in MHz.
☐	For the 5.47-5.725 GHz band, the maximum conducted output power shall not exceed the lesser of 250 mW or 11 dBm + 10 log B, where B is the 26 dB emission bandwidth in MHz.
☒	For the 5.725-5.85 GHz band, 6 dB emission bandwidth ≥ 500kHz.
LE-LAN Devices	
☐	For the band 5.15-5.25 GHz, the maximum e.i.r.p. shall not exceed 200 mW or 10 + 10 log B, dBm, whichever power is less. B is the 99% emission bandwidth in MHz.
☐	For the 5.25-5.35 GHz band, the maximum e.i.r.p. shall not exceed 1.0 W or 17 + 10 log B, dBm, whichever power is less. B is the 99% emission bandwidth in MHz
☐	For the 5.47-5.6 GHz band and 5.65-5.725 GHz band, the maximum e.i.r.p. shall not exceed 1.0 W or 17 + 10 log B, dBm, whichever power is less. B is the 99% emission bandwidth in MHz
☐	For the 5.725-5.85 GHz band, 6 dB emission bandwidth ≥ 500kHz.

3.2.2 Measuring Instruments

Refer a test equipment and calibration data table in this test report.

3.2.3 Test Procedures

Test Method		
▪	For the emission bandwidth shall be measured using one of the options below:	
	☒	Refer as FCC KDB 789033, clause C for EBW and clause D for OBW measurement.
	☐	Refer as ANSI C63.10, clause 6.9.1 for occupied bandwidth testing.
	☒	Refer as IC RSS-Gen, clause 4.6 for bandwidth testing.

3.2.4 Test Setup

Emission Bandwidth



3.2.5 Test Result of Emission Bandwidth

Refer as Appendix B

3.3 Maximum Conducted Output Power

3.3.1 Maximum Conducted Output Power Limit

Maximum Conducted Output Power Limit	
UNII Devices	
☒	For the 5.15-5.25 GHz band:
	▪ Outdoor AP: the maximum conducted output power (P_{Out}) shall not exceed the lesser of 1 W. If G_{TX} > 6 dBi, then P_{Out} = 30 – (G_{TX} – 6). e.i.r.p. at any elevation angle above 30 degrees ≤ 125mW [21dBm]
	▪ Indoor AP: the maximum conducted output power (P_{Out}) shall not exceed the lesser of 1 W. If G_{TX} > 6 dBi, then P_{Out} = 30 – (G_{TX} – 6)
	▪ Point-to-point AP: the maximum conducted output power (P_{Out}) shall not exceed the lesser of 1 W If G_{TX} > 23 dBi, then P_{Out} = 30 – (G_{TX} – 23).
	▪ Mobile or Portable Client: the maximum conducted output power (P_{Out}) shall not exceed the lesser of 250 mW. If G_{TX} > 6 dBi, then P_{Out} = 24 – (G_{TX} – 6).
☐	For the 5.25-5.35 GHz band, the maximum conducted output power (P_{Out}) shall not exceed the lesser of 250 mW or 11 dBm + 10 log B, where B is the 26 dB emission bandwidth in MHz. If G_{TX} > 6 dBi, then P_{Out} = 24 – (G_{TX} – 6).
☐	For the 5.47-5.725 GHz band, the maximum conducted output power (P_{Out}) shall not exceed the lesser of 250 mW or 11 dBm + 10 log B, where B is the 26 dB emission bandwidth in MHz. If G_{TX} > 6 dBi, then P_{Out} = 24 – (G_{TX} – 6).
☒	For the 5.725-5.85 GHz band:
	▪ Point-to-multipoint systems (P2M): the maximum conducted output power (P_{Out}) shall not exceed the lesser of 1 W. If G_{TX} > 6 dBi, then P_{Out} = 30 – (G_{TX} – 6).
	▪ Point-to-point systems (P2P): the maximum conducted output power (P_{Out}) shall not exceed the lesser of 1 W.
LE-LAN Devices	
☐	For the 5.15-5.25 GHz band, the maximum e.i.r.p. shall not exceed 200 mW or 10 + 10 log B, dBm, whichever power is less. B is the 99% emission bandwidth in MHz.
☐	For the 5.25-5.35 GHz band, the maximum e.i.r.p. shall not exceed 1.0 W or 17 + 10 log B, dBm, whichever power is less. B is the 99% emission bandwidth in MHz
☐	For the 5.47-5.6 GHz band and 5.65-5.725 GHz band, the maximum e.i.r.p. shall not exceed 1.0 W or 17 + 10 log B, dBm, whichever power is less. B is the 99% emission bandwidth in MHz
☐	For the 5.725-5.85 GHz band:
	▪ Point-to-multipoint systems (P2M): the maximum conducted output power (P_{Out}) shall not exceed the lesser of 1 W. If G_{TX} > 6 dBi, then P_{Out} = 30 – (G_{TX} – 6).
	▪ Point-to-point systems (P2P): the maximum conducted output power (P_{Out}) shall not exceed the lesser of 1 W.
P_{Out} = maximum conducted output power in dBm, **G_{TX}** = the maximum transmitting antenna directional gain in dBi.	

3.3.2 Measuring Instruments

Refer a test equipment and calibration data table in this test report.

3.3.3 Test Procedures

Test Method	
▪ Maximum Conducted Output Power	
	Average over on/off periods with duty factor
	☐ Refer as FCC KDB 789033, clause E Method SA-2 (spectral trace averaging).
	☐ Refer as FCC KDB 789033, clause E Method SA-2 Alt. (RMS detection with slow sweep speed)
	Wideband RF power meter and average over on/off periods with duty factor
	☒ Refer as FCC KDB 789033, clause E Method PM-G (using an RF average power meter).
▪ For conducted measurement.	
	▪ If the EUT supports multiple transmit chains using options given below: Refer as FCC KDB 662911, In-band power measurements. Using the measure-and-sum approach, measured all transmit ports individually. Sum the power (in linear power units e.g., mW) of all ports for each individual sample and save them.
	▪ If multiple transmit chains, EIRP calculation could be following as methods: $P_{total} = P_1 + P_2 + \ldots + P_n$ (calculated in linear unit [mW] and transfer to log unit [dBm]) $EIRP_{total} = P_{total} + DG$

3.3.4 Test Setup

RF Output Power (Power Meter)

3.3.5 Test Result of Maximum Conducted Output Power

Refer as Appendix C

3.4 Peak Power Spectral Density

3.4.1 Peak Power Spectral Density Limit

Peak Power Spectral Density Limit	
UNII Devices	
☒	For the 5.15-5.25 GHz band:
	▪ Outdoor AP: the peak power spectral density (PPSD) shall not exceed the lesser of 17dBm/MHz. If G_{TX} > 6 dBi, then P_{Out} = 17 – (G_{TX} – 6).
	▪ Indoor AP: the peak power spectral density (PPSD) shall not exceed the lesser of 17dBm/MHz. If G_{TX} > 6 dBi, then P_{Out} = 17 – (G_{TX} – 6).
	▪ Point-to-point AP: the peak power spectral density (PPSD) shall not exceed the lesser of 17dBm/MHz. If G_{TX} > 23 dBi, then P_{Out} = 17 – (G_{TX} – 23).
	▪ Mobile or Portable Client: the peak power spectral density (PPSD) ≤ 11 dBm/MHz. If G_{TX} > 6 dBi, then PPSD= 11 – (G_{TX} – 6)..
☐	For the 5.25-5.35 GHz band, the peak power spectral density (PPSD) ≤ 11 dBm/MHz. If G_{TX} > 6 dBi, then PPSD= 11 – (G_{TX} – 6).
☐	For the 5.47-5.725 GHz band, the peak power spectral density (PPSD) ≤ 11 dBm/MHz. If G_{TX} > 6 dBi, then PPSD= 11 – (G_{TX} – 6).
☒	For the 5.725-5.85 GHz band:
	▪ Point-to-multipoint systems (P2M): the peak power spectral density (PPSD) ≤ 30 dBm/500kHz. If G_{TX} > 6 dBi, then PPSD= 30 – (G_{TX} – 6).
	▪ Point-to-point systems (P2P): the peak power spectral density (PPSD) ≤ 30 dBm/500kHz.
LE-LAN Devices	
☐	For the 5.15-5.25 GHz band, the peak power spectral density (PPSD) ≤ 4 dBm/MHz and the e.i.r.p. peak power spectral density (PPSD) ≤ 10 dBm/MHz.
☐	For the 5.25-5.35 GHz band, the peak power spectral density (PPSD) ≤ 11 dBm/MHz and the e.i.r.p. peak power spectral density (PPSD) ≤ 17 dBm/MHz.
	▪ e.i.r.p. greater than 200 mW shall comply with the following e.i.r.p. at different elevations, where θ is the angle above the local horizontal plane (of the Earth) as shown below: -13 dBW/MHz for 0° ≤ θ < 8° ; -13 − 0.716 (θ-8) dBW/MHz for 8° ≤ θ < 40° -35.9 − 1.22 (θ-40) dBW/MHz for 40° ≤ θ ≤ 45° ; -42 dBW/MHz for θ > 45°
☐	For the 5.47-5.6 GHz band and 5.65-5.725 GHz band, the peak power spectral density (PPSD) ≤ 11 dBm/MHz and the e.i.r.p. peak power spectral density (PPSD) ≤ 17 dBm/MHz.
☐	For the 5.725-5.85 GHz band:
	▪ Point-to-multipoint systems (P2M): the peak power spectral density (PPSD) ≤ 30 dBm/500kHz. If G_{TX} > 6 dBi, then PPSD= 30 – (G_{TX} – 6).
	▪ Point-to-point systems (P2P): the peak power spectral density (PPSD) ≤ 30 dBm/500kHz.
PPSD = peak power spectral density that he same method as used to determine the conducted output power shall be used to determine the power spectral density. And power spectral density in dBm/MHz **G_{TX}** = the maximum transmitting antenna directional gain in dBi.	

3.4.2 Measuring Instruments

Refer a test equipment and calibration data table in this test report.

3.4.3 Test Procedures

Test Method			
▪ Peak power spectral density procedures that the same method as used to determine the conducted output power shall be used to determine the peak power spectral density and use the peak search function on the spectrum analyzer to find the peak of the spectrum. For the peak power spectral density shall be measured using below options:			
	☐ Refer as FCC KDB 789033, F)5) power spectral density can be measured using resolution bandwidths < 1 MHz provided that the results are integrated over 1 MHz bandwidth		
	[duty cycle ≥ 98% or external video / power trigger]		
	☒ Refer as FCC KDB 789033, clause E Method SA-1 (spectral trace averaging).		
	☐ Refer as FCC KDB 789033, clause E Method SA-1 Alt. (RMS detection with slow sweep speed)		
	duty cycle < 98% and average over on/off periods with duty factor		
	☒ Refer as FCC KDB 789033, clause E Method SA-2 (spectral trace averaging).		
	☐ Refer as FCC KDB 789033, clause E Method SA-2 Alt. (RMS detection with slow sweep speed)		
▪ For conducted measurement.			
	▪ If the EUT supports multiple transmit chains using options given below:		
		☒ Option 1: Measure and sum the spectra across the outputs. Refer as FCC KDB 662911, In-band power spectral density (PSD). Sample all transmit ports simultaneously using a spectrum analyzer for each transmit port. Where the trace bin-by-bin of each transmit port summing can be performed. (i.e., in the first spectral bin of output 1 is summed with that in the first spectral bin of output 2 and that from the first spectral bin of output 3, and so on up to the NTX output to obtain the value for the first frequency bin of the summed spectrum.). Add up the amplitude (power) values for the different transmit chains and use this as the new data trace.	
		☐ Option 2: Measure and sum spectral maxima across the outputs. With this technique, spectra are measured at each output of the device at the required resolution bandwidth. The maximum value (peak) of each spectrum is determined. These maximum values are then summed mathematically in linear power units across the outputs. These operations shall be performed separately over frequency spans that have different out-of-band or spurious emission limits,	
		☐ Option 3: Measure and add 10 log(N) dB, where N is the number of transmit chains. Refer as FCC KDB 662911, In-band power spectral density (PSD). Performed at each transmit chains and each transmit chains shall be compared with the limit have been reduced with 10 log(N). Or each transmit chains shall be add 10 log(N) to compared with the limit.	
	▪	If multiple transmit chains, EIRP PPSD calculation could be following as methods: $PPSD_{total} = PPSD_1 + PPSD_2 + \ldots + PPSD_n$ (calculated in linear unit [mW] and transfer to log unit [dBm]) $EIRP_{total} = PPSD_{total} + DG$	

3.4.4 Test Setup

Power Spectral Density
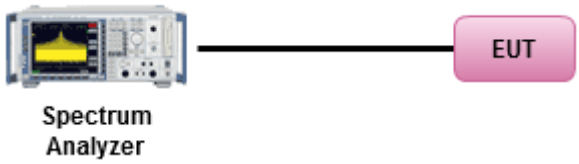

3.4.5 Test Result of Peak Power Spectral Density

Refer as Appendix D

3.5 Unwanted Emissions

3.5.1 Transmitter Radiated Unwanted Emissions Limit

Unwanted emissions below 1 GHz and restricted band emissions above 1GHz limit			
Frequency Range (MHz)	**Field Strength (uV/m)**	**Field Strength (dBuV/m)**	**Measure Distance (m)**
0.009~0.490	2400/F(kHz)	48.5 - 13.8	300
0.490~1.705	24000/F(kHz)	33.8 - 23	30
1.705~30.0	30	29	30
30~88	100	40	3
88~216	150	43.5	3
216~960	200	46	3
Above 960	500	54	3

Note 1: Test distance for frequencies at or above 30 MHz, measurements may be performed at a distance other than the limit distance provided they are not performed in the near field and the emissions to be measured can be detected by the measurement equipment. When performing measurements at a distance other than that specified, the results shall be extrapolated to the specified distance using an extrapolation factor of 20 dB/decade (inverse of linear distance for field-strength measurements, inverse of linear distance-squared for power-density measurements).

Note 2: Test distance for frequencies at below 30 MHz, measurements may be performed at a distance closer than the EUT limit distance; however, an attempt should be made to avoid making measurements in the near field. When performing measurements below 30 MHz at a closer distance than the limit distance, the results shall be extrapolated to the specified distance by either making measurements at a minimum of two or more distances on at least one radial to determine the proper extrapolation factor or by using the square of an inverse linear distance extrapolation factor (40 dB/decade). The test report shall specify the extrapolation method used to determine compliance of the EUT.

Un-restricted band emissions above 1GHz Limit	
Operating Band	**Limit**
5.15 - 5.25 GHz	e.i.r.p. -27 dBm [68.2 dBuV/m@3m]
5.25 - 5.35 GHz	e.i.r.p. -27 dBm [68.2 dBuV/m@3m]
5.47 - 5.725 GHz	e.i.r.p. -27 dBm [68.2 dBuV/m@3m]
5.725 - 5.85 GHz	all emissions shall be limited to a level of -27 dBm/MHz at 75 MHz or more above or below the band edge increasing linearly to 10 dBm/MHz at 25 MHz above or below the band edge, and from 25 MHz above or below the band edge increasing linearly to a level of 15.6 dBm/MHz at 5 MHz above or below the band edge, and from 5 MHz above or below the band edge increasing linearly to a level of 27 dBm/MHz at the band edge.

Note 1: Measurements may be performed at a distance other than the limit distance provided they are not performed in the near field and the emissions to be measured can be detected by the measurement equipment. When performing measurements at a distance other than that specified, the results shall be extrapolated to the specified distance using an extrapolation factor of 20 dB/decade (inverse of linear distance for field-strength measurements, inverse of linear distance-squared for power-density measurements).

3.5.2 Measuring Instruments

Refer a test equipment and calibration data table in this test report.

3.5.3 Test Procedures

Test Method			
▪ Measurements may be performed at a distance other than the limit distance provided they are not performed in the near field and the emissions to be measured can be detected by the measurement equipment. Measurements shall not be performed at a distance greater than 30 m for frequencies above 30 MHz, unless it can be further demonstrated that measurements at a distance of 30 m or less are impractical. When performing measurements at a distance other than that specified, the results shall be extrapolated to the specified distance using an extrapolation factor of 20 dB/decade (inverse of linear distance for field-strength measurements, inverse of linear distance-squared for power-density measurements).			
▪ The average emission levels shall be measured in [duty cycle ≥ 98 or duty factor].			
▪ For the transmitter unwanted emissions shall be measured using following options below:			
	▪ Refer as FCC KDB 789033, clause H)2) for unwanted emissions into non-restricted bands.		
	▪ Refer as FCC KDB 789033, clause H)1) for unwanted emissions into restricted bands.		
		☐	Refer as FCC KDB 789033, H)6) Method AD (Trace Averaging).
		☒	Refer as FCC KDB 789033, H)6) Method VB (Reduced VBW).
		☐	Refer as ANSI C63.10, clause 4.2.3.2.3 (Reduced VBW). VBW ≥ 1/T, where T is pulse time.
		☐	Refer as ANSI C63.10, clause 4.2.3.2.4 average value of pulsed emissions.
		☒	Refer as FCC KDB 789033, clause H)5) measurement procedure peak limit.
		☐	Refer as ANSI C63.10, clause 4.2.3.2.2 measurement procedure peak limit.
▪ For radiated measurement.			
	▪ Refer as ANSI C63.10, clause 6.4 for radiated emissions below 30 MHz and test distance is 3m.		
	▪ Refer as ANSI C63.10, clause 6.5 for radiated emissions 30 MHz to 1 GHz and test distance is 3m.		
	▪ Refer as ANSI C63.10, clause 6.6 for radiated emissions above 1GHz.		
▪ The any unwanted emissions level shall not exceed the fundamental emission level.			
▪ All amplitude of spurious emissions that are attenuated by more than 20 dB below the permissible value has no need to be reported.			

3.5.4 Test Setup

Transmitter Radiated Unwanted Emissions

9kHz ~30MHz

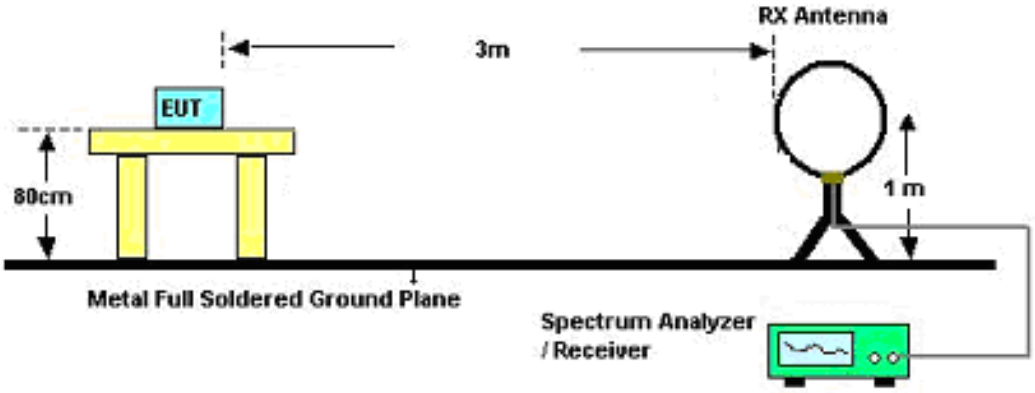

30MHz~1GHz

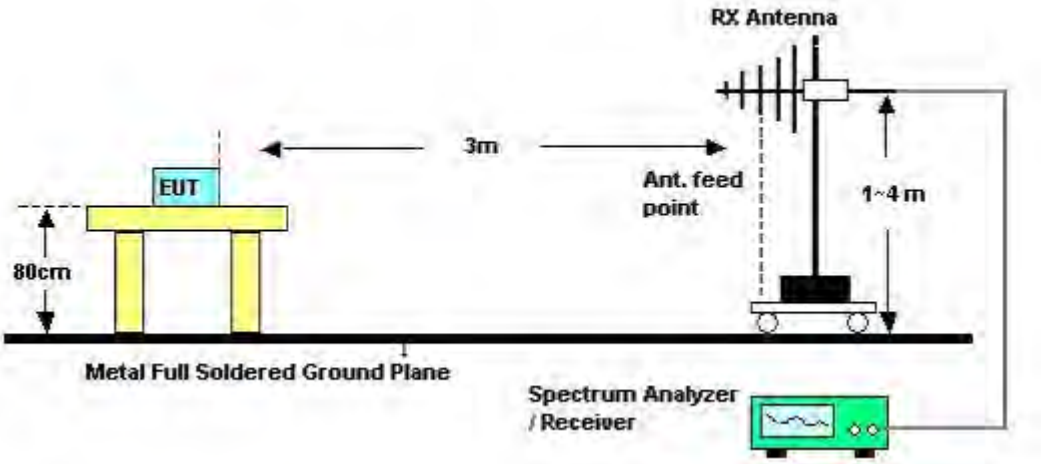

Above 1GHz

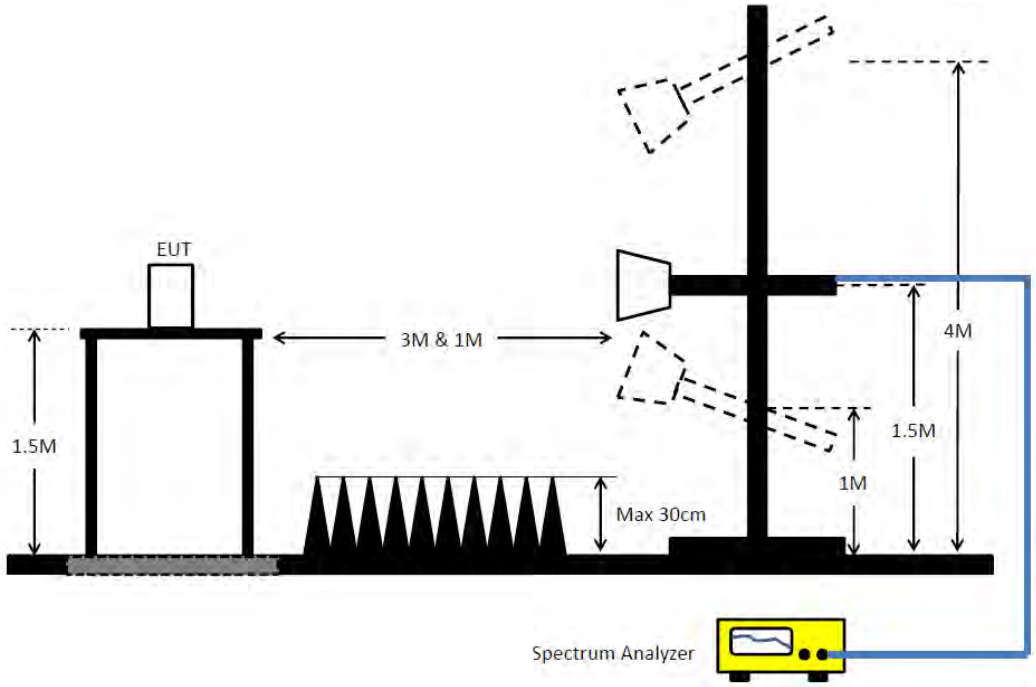

3.5.5 Transmitter Unwanted Emissions (Below 30MHz)

All amplitude of spurious emissions that are attenuated by more than 20 dB below the permissible value has no need to be reported.

3.5.6 Test Result of Transmitter Unwanted Emissions

Refer as Appendix E

3.6 Frequency Stability

3.6.1 Frequency Stability Limit

Frequency Stability Limit
UNII Devices
▪ In-band emission is maintained within the band of operation under all conditions of normal operation as specified in the user's manual.
LE-LAN Devices
▪ N/A
IEEE Std. 802.11
▪ The transmitter center frequency tolerance shall be ± 20 ppm maximum for the 5 GHz band and ± 25 ppm maximum for the 2.4 GHz band.

3.6.2 Measuring Instruments

Refer a test equipment and calibration data table in this test report.

3.6.3 Test Procedures

Test Method	
▪ Refer as ANSI C63.10, clause 6.8 for frequency stability tests	
	▪ Frequency stability with respect to ambient temperature
	▪ Frequency stability when varying supply voltage
	▪ Extreme temperature is -30˚C~70˚C.

3.6.4 Test Setup

Frequency Stability

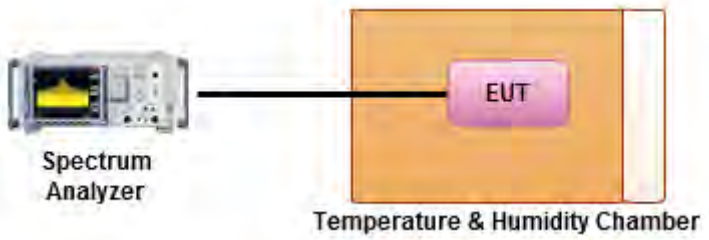

3.6.5 Test Result of Frequency Stability

Refer as Appendix F

4 Test Equipment and Calibration Data

Instrument	Manufacturer	Model No.	Serial No.	Characteristics	Calibration Date	Remark
EMI Receiver	Agilent	N9038A	My52260123	9kHz ~ 8.45GHz	Jan. 23, 2017	Conduction (CO01-CB)
LISN	F.C.C.	FCC-LISN-50-16-2	04083	150kHz ~ 100MHz	Dec. 14, 2016	Conduction (CO01-CB)
LISN	Schwarzbeck	NSLK 8127	8127647	9kHz ~ 30MHz	Dec. 21, 2016	Conduction (CO01-CB)
COND Cable	Woken	Cable	01	150kHz ~ 30MHz	May 23, 2017	Conduction (CO01-CB)
Software	Audix	E3	6.120210n	-	N.C.R.	Conduction (CO01-CB)
BILOG ANTENNA with 6dB Attenuator	TESEQ & EMCI	CBL6112D & N-6-06	37880 & AT-N0609	20MHz ~ 2GHz	Aug. 30, 2016	Radiation (03CH01-CB)
Horn Antenna	EMCO	3115	00075790	750MHz ~ 18GHz	Nov. 10, 2016	Radiation (03CH01-CB)
Horn Antenna	Schwarzbeck	BBHA 9170	BBHA9170252	15GHz ~ 40GHz	Jul. 05, 2017	Radiation (03CH01-CB)
Pre-Amplifier	EMCI	EMC330N	980332	20MHz ~ 3GHz	May 02, 2017	Radiation (03CH01-CB)
Pre-Amplifier	Agilent	8449B	3008A02310	1GHz ~ 26.5GHz	Jan. 16, 2017	Radiation (03CH01-CB)
Pre-Amplifier	MITEQ	TTA1840-35-HG	1864479	18GHz ~ 40GHz	Jun. 28, 2016	Radiation (03CH01-CB)
Pre-Amplifier	MITEQ	TTA1840-35-HG	1864479	18GHz ~ 40GHz	Jul. 10, 2017	Radiation (03CH01-CB)
Spectrum Analyzer	R&S	FSP40	100056	9kHz ~ 40GHz	Nov. 22, 2016	Radiation (03CH01-CB)
EMI Test	R&S	ESCS	100355	9kHz ~ 2.75GHz	May 06, 2017	Radiation (03CH01-CB)
RF Cable-low	Woken	Low Cable-16+17	N/A	30 MHz ~ 1 GHz	Oct. 24, 2016	Radiation (03CH01-CB)
RF Cable-high	Woken	High Cable-16	N/A	1 GHz ~ 18 GHz	Oct. 24, 2016	Radiation (03CH01-CB)
RF Cable-high	Woken	High Cable-16+17	N/A	1 GHz ~ 18 GHz	Oct. 24, 2016	Radiation (03CH01-CB)
RF Cable-high	Woken	High Cable-40G#1	N/A	18GHz ~ 40 GHz	Oct. 24, 2016	Radiation (03CH01-CB)
RF Cable-high	Woken	High Cable-40G#2	N/A	18GHz ~ 40 GHz	Oct. 24, 2016	Radiation (03CH01-CB)
Loop Antenna	Teseq	HLA 6120	24155	9kHz - 30 MHz	Mar. 16, 2016*	Radiation (03CH01-CB)
Spectrum analyzer	R&S	FSV40	100979	9kHz~40GHz	Dec. 26, 2016	Conducted (TH01-CB)
Temp. and Humidity Chamber	Ten Billion	TTH-D3SP	TBN-931011	-30~100 degree	Jun. 03, 2016	Conducted (TH01-CB)
Temp. and Humidity Chamber	Ten Billion	TTH-D3SP	TBN-931011	-30~100 degree	Jun. 02, 2017	Conducted (TH01-CB)
RF Cable-high	Woken	RG402	High Cable-6	1 GHz – 26.5 GHz	Oct. 24, 2016	Conducted (TH01-CB)

Instrument	Manufacturer	Model No.	Serial No.	Characteristics	Calibration Date	Remark
RF Cable-high	Woken	RG402	High Cable-7	1 GHz –26.5 GHz	Oct. 24, 2016	Conducted (TH01-CB)
RF Cable-high	Woken	RG402	High Cable-8	1 GHz –26.5 GHz	Oct. 24, 2016	Conducted (TH01-CB)
RF Cable-high	Woken	RG402	High Cable-9	1 GHz –26.5 GHz	Oct. 24, 2016	Conducted (TH01-CB)
RF Cable-high	Woken	RG402	High Cable-10	1 GHz –26.5 GHz	Oct. 24, 2016	Conducted (TH01-CB)
Power Sensor	Agilent	U2021XA	MY53410001	50MHz~18GHz	Nov. 22, 2016	Conducted (TH01-CB)

Note: Calibration Interval of instruments listed above is one year.

"*" Calibration Interval of instruments listed above is two years.

N.C.R. means Non-Calibration required.

AC Power-line Conducted Emissions Result			
Operating Mode	1	**Power Phase**	Neutral
Operating Function	CTX		

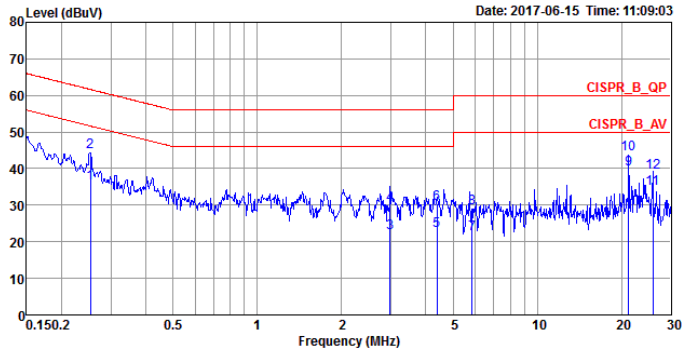

	Freq	Level	Over Limit	Limit Line	Read Level	LISN Factor	Cable Loss	Remark	Pol/Phase
	MHz	dBuV	dB	dBuV	dBuV	dB	dB		
1	0.2535	36.15	-15.49	51.64	25.98	10.08	0.09	Average	NEUTRAL
2	0.2535	44.45	-17.19	61.64	34.28	10.08	0.09	QP	NEUTRAL
3	2.9776	22.36	-23.64	46.00	12.26	9.95	0.15	Average	NEUTRAL
4	2.9776	30.07	-25.93	56.00	19.97	9.95	0.15	QP	NEUTRAL
5	4.3747	23.16	-22.84	46.00	13.08	9.98	0.10	Average	NEUTRAL
6	4.3747	30.30	-25.70	56.00	20.22	9.98	0.10	QP	NEUTRAL
7	5.8420	21.99	-28.01	50.00	11.84	10.03	0.12	Average	NEUTRAL
8	5.8420	29.26	-30.74	60.00	19.11	10.03	0.12	QP	NEUTRAL
9	21.1681	40.00	-10.00	50.00	29.42	10.37	0.21	Average	NEUTRAL
10	21.1681	43.87	-16.13	60.00	33.29	10.37	0.21	QP	NEUTRAL
11	25.8723	34.52	-15.48	50.00	23.78	10.48	0.26	Average	NEUTRAL
12	25.8723	39.00	-21.00	60.00	28.26	10.48	0.26	QP	NEUTRAL

Note 1: “>20dB” means emission levels that exceed the level of 20 dB below the applicable limit.
Note 2: “N/F” means Nothing Found emissions (No emissions were detected.)

AC Power-line Conducted Emissions Result			
Operating Mode	1	**Power Phase**	Line
Operating Function	CTX		

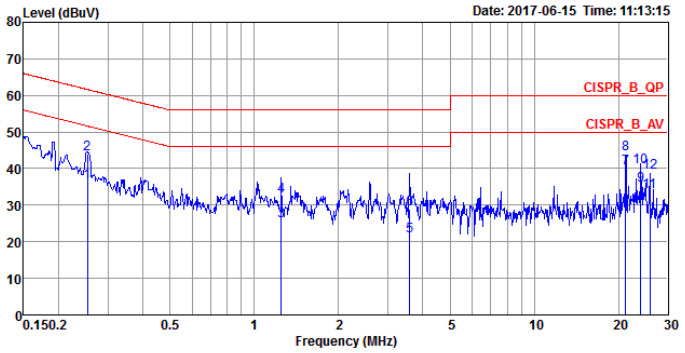

	Freq	Level	Over Limit	Limit Line	Read Level	LISN Factor	Cable Loss	Remark	Pol/Phase
	MHz	dBuV	dB	dBuV	dBuV	dB	dB		
1	0.2535	36.17	-15.47	51.64	26.16	9.92	0.09	Average	LINE
2	0.2535	44.07	-17.57	61.64	34.06	9.92	0.09	QP	LINE
3	1.2488	25.66	-20.34	46.00	15.50	9.96	0.20	Average	LINE
4	1.2488	32.46	-23.54	56.00	22.30	9.96	0.20	QP	LINE
5	3.5974	21.62	-24.38	46.00	11.53	9.97	0.12	Average	LINE
6	3.5974	28.81	-27.19	56.00	18.72	9.97	0.12	QP	LINE
7	21.1682	40.16	-9.84	50.00	29.59	10.36	0.21	Average	LINE
8	21.1682	43.94	-16.06	60.00	33.37	10.36	0.21	QP	LINE
9	23.9898	35.51	-14.49	50.00	24.86	10.41	0.24	Average	LINE
10	23.9898	40.31	-19.69	60.00	29.66	10.41	0.24	QP	LINE
11	25.8738	33.59	-16.41	50.00	22.88	10.45	0.26	Average	LINE
12	25.8738	38.85	-21.15	60.00	28.14	10.45	0.26	QP	LINE

Note 1: “>20dB” means emission levels that exceed the level of 20 dB below the applicable limit.
Note 2: “N/F” means Nothing Found emissions (No emissions were detected.)

For 10MHz bandwidth:
Summary

Mode	Max-N dB (Hz)	Max-OBW (Hz)	ITU-Code	Min-N dB (Hz)	Min-OBW (Hz)
802.11a_(6Mbps)_2TX	-	-	-	-	-
5.15-5.25GHz	9.388M	8.196M	8M20D1D	9.263M	8.171M
5.725-5.85GHz	8.213M	8.196M	8M20D1D	8.188M	8.158M
HT10_Nss1,(MCS0)_2TX	-	-	-	-	-
5.15-5.25GHz	9.963M	8.796M	8M80D1D	9.888M	8.771M
5.725-5.85GHz	8.838M	8.808M	8M81D1D	8.788M	8.758M

Max-N dB = Maximum 6dB down bandwidth for 5.725-5.85GHz band / Maximum 26dB down bandwidth for other band;
Max-OBW = Maximum 99% occupied bandwidth;
Min-N dB = Minimum 6dB down bandwidth for 5.725-5.85GHz band / Maximum 26dB down bandwidth for other band;
Min-OBW = Minimum 99% occupied bandwidth;

Result

Mode	Result	Limit (Hz)	Port 1-N dB (Hz)	Port 1-OBW (Hz)	Port 2-N dB (Hz)	Port 2-OBW (Hz)
802.11a_(6Mbps)_2TX	-	-	-	-	-	-
5180MHz	Pass	Inf	9.388M	8.183M	9.263M	8.183M
5200MHz	Pass	Inf	9.325M	8.171M	9.288M	8.196M
5220MHz	Pass	Inf	9.363M	8.196M	9.325M	8.196M
5240MHz	Pass	Inf	9.275M	8.171M	9.313M	8.196M
5745MHz	Pass	500k	8.2M	8.183M	8.2M	8.171M
5765MHz	Pass	500k	8.213M	8.196M	8.188M	8.158M
5785MHz	Pass	500k	8.2M	8.171M	8.2M	8.183M
5805MHz	Pass	500k	8.2M	8.183M	8.188M	8.171M
HT10_Nss1,(MCS0)_2TX	-	-	-	-	-	-
5180MHz	Pass	Inf	9.913M	8.783M	9.913M	8.783M
5200MHz	Pass	Inf	9.963M	8.783M	9.913M	8.796M
5220MHz	Pass	Inf	9.913M	8.783M	9.888M	8.771M
5240MHz	Pass	Inf	9.925M	8.796M	9.925M	8.783M
5745MHz	Pass	500k	8.813M	8.771M	8.838M	8.796M
5765MHz	Pass	500k	8.813M	8.796M	8.788M	8.758M
5785MHz	Pass	500k	8.813M	8.783M	8.788M	8.758M
5805MHz	Pass	500k	8.813M	8.808M	8.8M	8.771M

Port X-N dB = Port **X** 6dB down bandwidth for 5.725-5.85GHz band / 26dB down bandwidth for other band
Port X-OBW = Port **X** 99% occupied bandwidth;

802.11a_(6Mbps)_2TX EBW

5180MHz

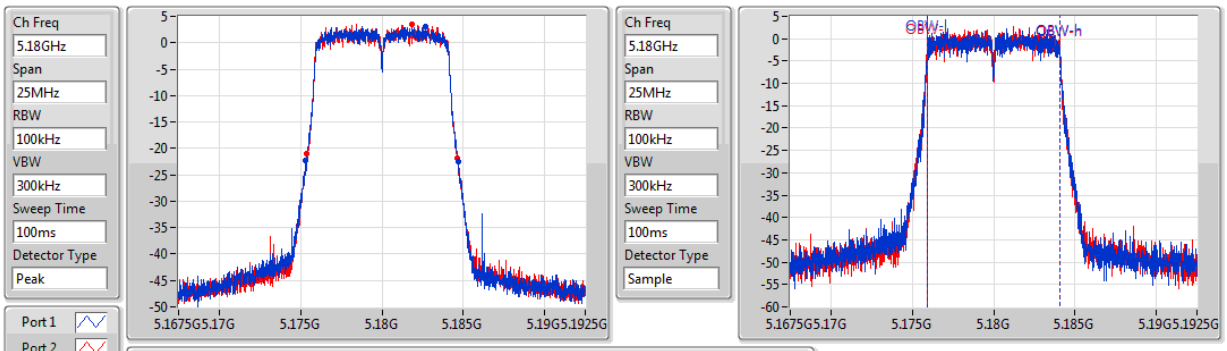

26dB(Hz)	Fl-26dB(Hz)	Fh-26dB(Hz)	OBW(Hz)	Fl-OBW(Hz)	Fh-OBW(Hz)	Limit(Hz)	Port
9.388M	5.1753G	5.184688G	8.183M	5.175915G	5.184098G	Inf	1
9.263M	5.1754G	5.184663G	8.183M	5.175902G	5.184085G	Inf	2

802.11a_(6Mbps)_2TX EBW

5200MHz

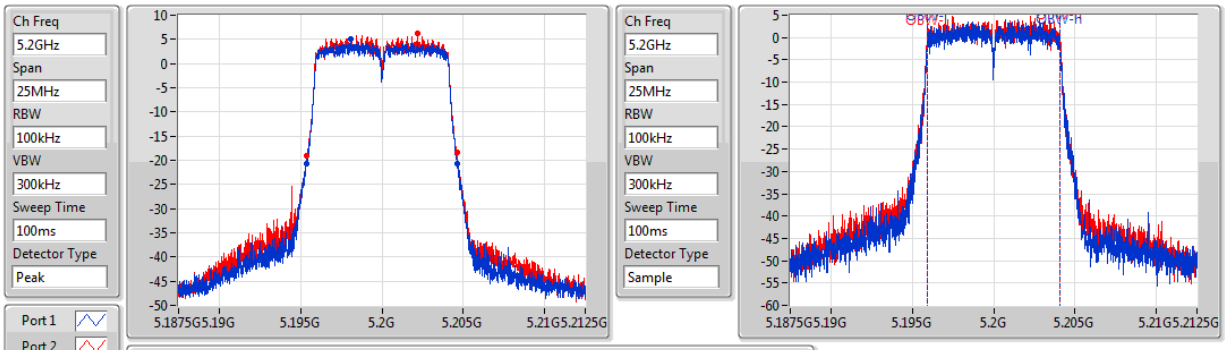

26dB(Hz)	Fl-26dB(Hz)	Fh-26dB(Hz)	OBW(Hz)	Fl-OBW(Hz)	Fh-OBW(Hz)	Limit(Hz)	Port
9.325M	5.195338G	5.204663G	8.171M	5.195915G	5.204085G	Inf	1
9.288M	5.195363G	5.20465G	8.196M	5.195902G	5.204098G	Inf	2

802.11a_(6Mbps)_2TX EBW

5220MHz

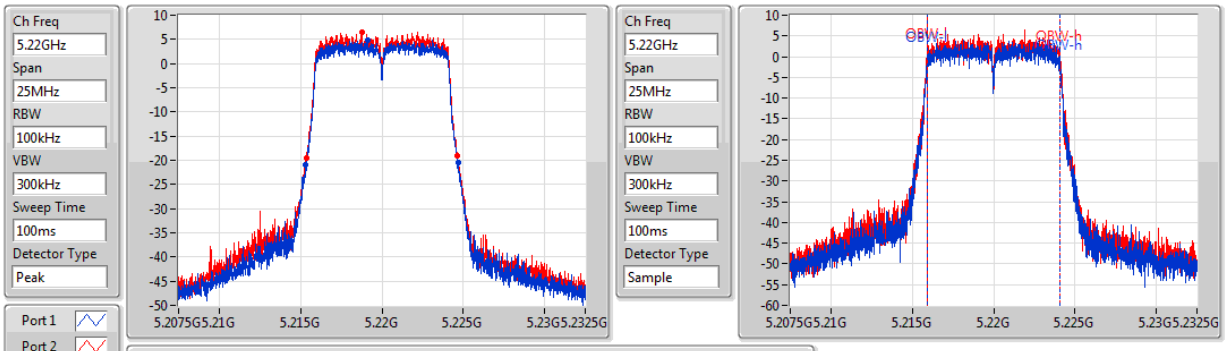

26dB(Hz)	Fl-26dB(Hz)	Fh-26dB(Hz)	OBW(Hz)	Fl-OBW(Hz)	Fh-OBW(Hz)	Limit(Hz)	Port
9.363M	5.215325G	5.224688G	8.196M	5.215902G	5.224098G	Inf	1
9.325M	5.215338G	5.224663G	8.196M	5.215902G	5.224098G	Inf	2

802.11a_(6Mbps)_2TX — EBW

5240MHz

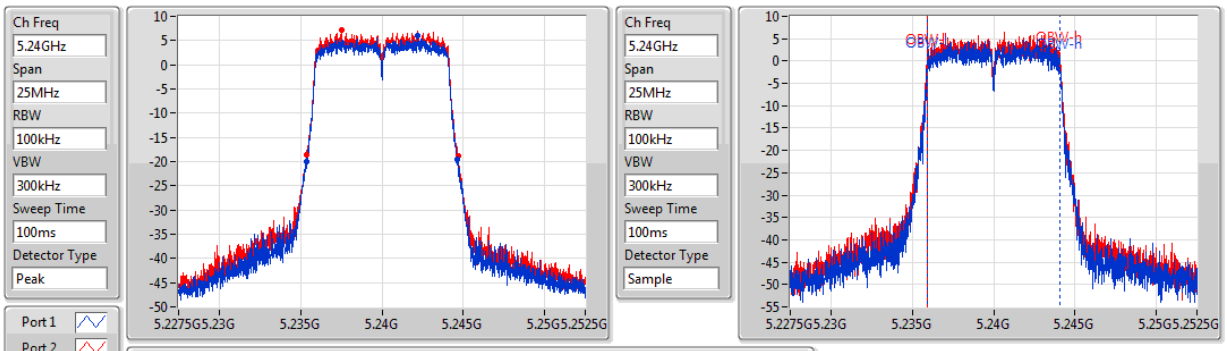

26dB(Hz)	Fl-26dB(Hz)	Fh-26dB(Hz)	OBW(Hz)	Fl-OBW(Hz)	Fh-OBW(Hz)	Limit(Hz)	Port
9.275M	5.235363G	5.244638G	8.171M	5.235915G	5.244085G	Inf	1
9.313M	5.235363G	5.244675G	8.196M	5.235902G	5.244098G	Inf	2

802.11a_(6Mbps)_2TX — EBW

5745MHz

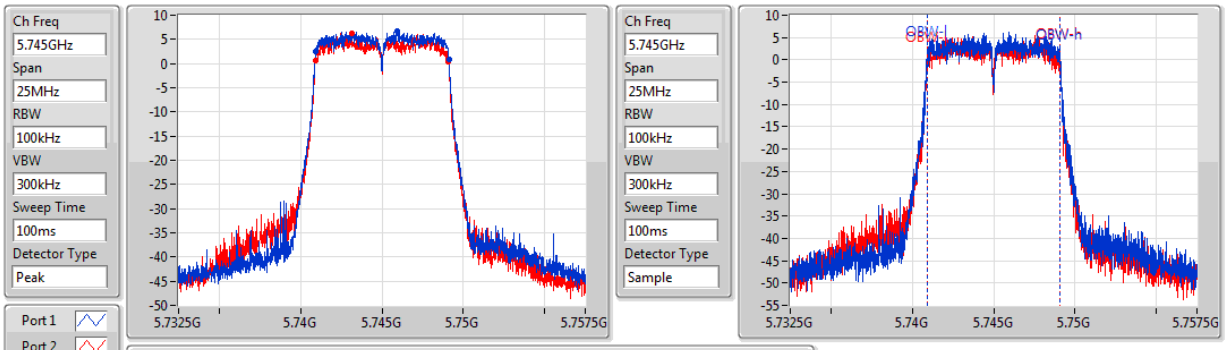

6dB(Hz)	Fl-6dB(Hz)	Fh-6dB(Hz)	OBW(Hz)	Fl-OBW(Hz)	Fh-OBW(Hz)	Limit(Hz)	Port
8.2M	5.740913G	5.749113G	8.183M	5.740902G	5.749085G	500k	1
8.2M	5.7409G	5.7491G	8.171M	5.740915G	5.749085G	500k	2

802.11a_(6Mbps)_2TX — EBW

5765MHz

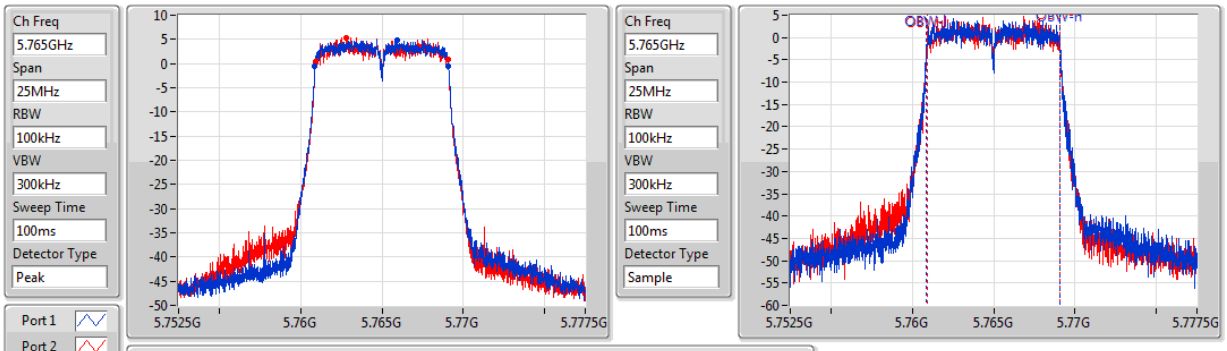

6dB(Hz)	Fl-6dB(Hz)	Fh-6dB(Hz)	OBW(Hz)	Fl-OBW(Hz)	Fh-OBW(Hz)	Limit(Hz)	Port
8.213M	5.760888G	5.7691G	8.196M	5.76089G	5.769085G	500k	1
8.188M	5.7609G	5.769088G	8.158M	5.760915G	5.769073G	500k	2

802.11a_(6Mbps)_2TX — EBW

5785MHz

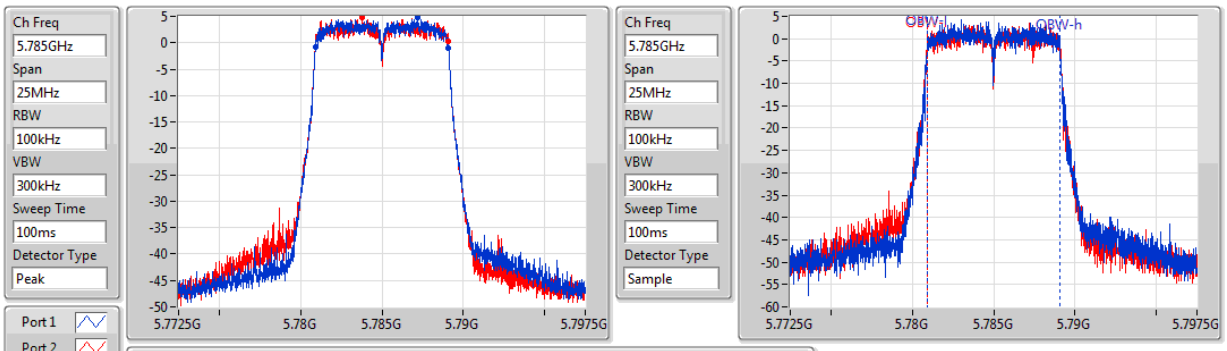

6dB(Hz)	Fl-6dB(Hz)	Fh-6dB(Hz)	OBW(Hz)	Fl-OBW(Hz)	Fh-OBW(Hz)	Limit(Hz)	Port
8.2M	5.7809G	5.7891G	8.171M	5.780915G	5.789085G	500k	1
8.2M	5.7809G	5.7891G	8.183M	5.780902G	5.789085G	500k	2

802.11a_(6Mbps)_2TX — EBW

5805MHz

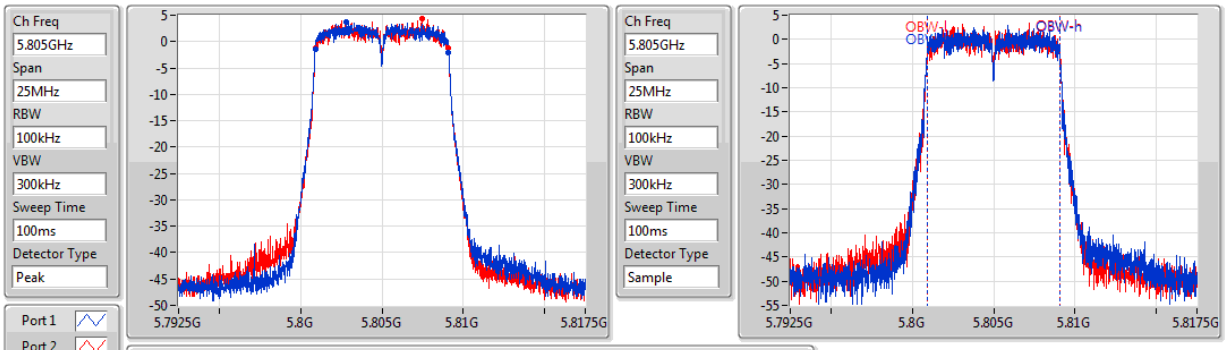

6dB(Hz)	Fl-6dB(Hz)	Fh-6dB(Hz)	OBW(Hz)	Fl-OBW(Hz)	Fh-OBW(Hz)	Limit(Hz)	Port
8.2M	5.8009G	5.8091G	8.183M	5.800902G	5.809085G	500k	1
8.188M	5.8009G	5.809088G	8.171M	5.800915G	5.809085G	500k	2

HT10_Nss1,(MCS0)_2TX — EBW

5180MHz

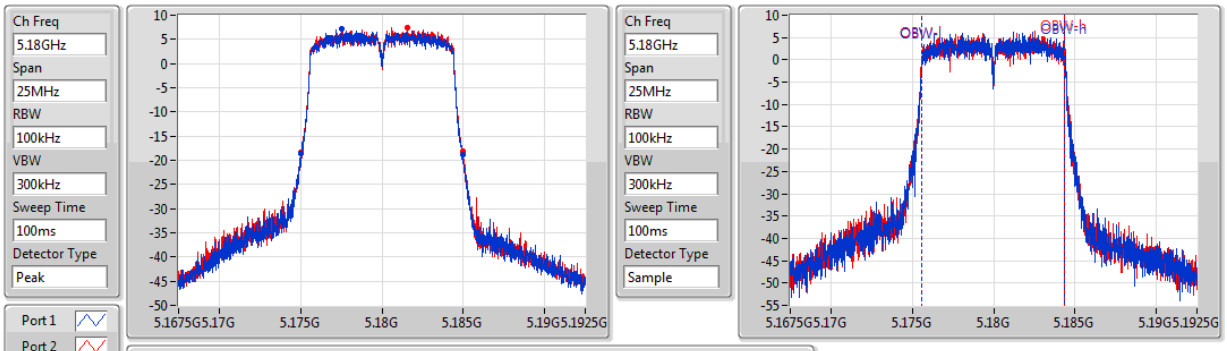

26dB(Hz)	Fl-26dB(Hz)	Fh-26dB(Hz)	OBW(Hz)	Fl-OBW(Hz)	Fh-OBW(Hz)	Limit(Hz)	Port
9.913M	5.17505G	5.184963G	8.783M	5.175602G	5.184385G	Inf	1
9.913M	5.17505G	5.184963G	8.783M	5.175602G	5.184385G	Inf	2

HT10_Nss1,(MCS0)_2TX EBW

5200MHz

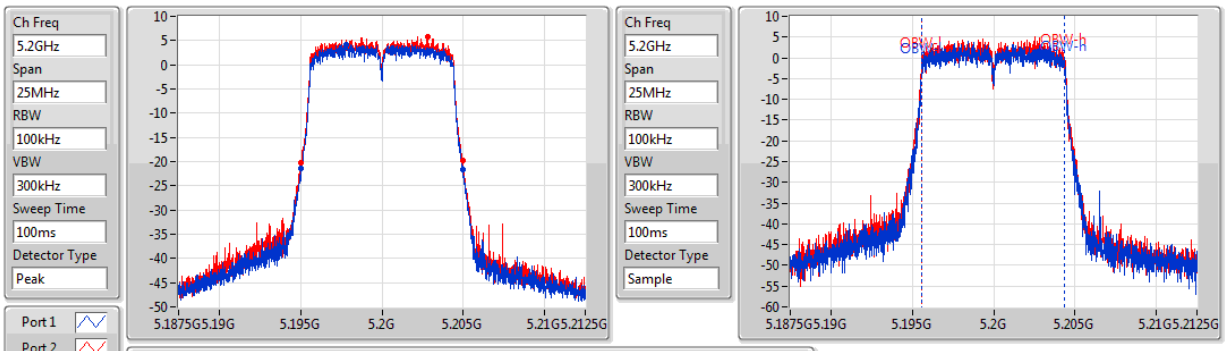

26dB(Hz)	Fl-26dB(Hz)	Fh-26dB(Hz)	OBW(Hz)	Fl-OBW(Hz)	Fh-OBW(Hz)	Limit(Hz)	Port
9.963M	5.195013G	5.204975G	8.783M	5.195602G	5.204385G	Inf	1
9.913M	5.195038G	5.20495G	8.796M	5.19559G	5.204385G	Inf	2

HT10_Nss1,(MCS0)_2TX EBW

5220MHz

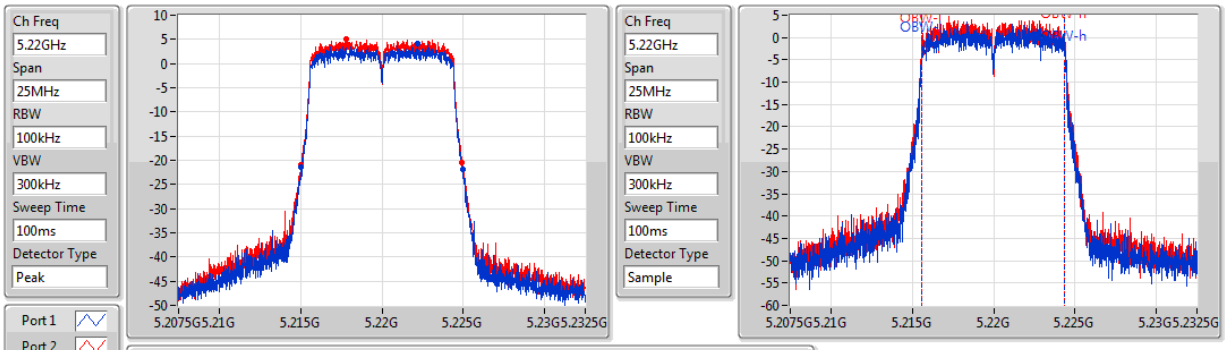

26dB(Hz)	Fl-26dB(Hz)	Fh-26dB(Hz)	OBW(Hz)	Fl-OBW(Hz)	Fh-OBW(Hz)	Limit(Hz)	Port
9.913M	5.215038G	5.22495G	8.783M	5.215602G	5.224385G	Inf	1
9.888M	5.21505G	5.224938G	8.771M	5.215602G	5.224373G	Inf	2

HT10_Nss1,(MCS0)_2TX EBW

5240MHz

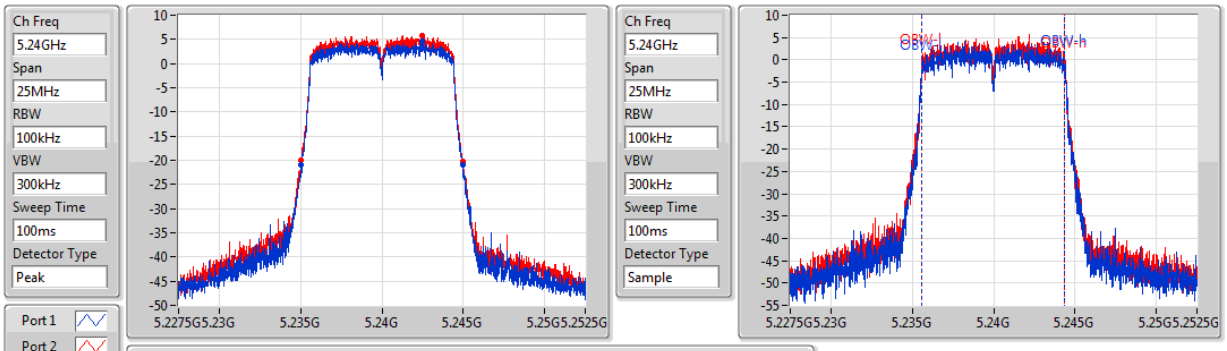

26dB(Hz)	Fl-26dB(Hz)	Fh-26dB(Hz)	OBW(Hz)	Fl-OBW(Hz)	Fh-OBW(Hz)	Limit(Hz)	Port
9.925M	5.235038G	5.244963G	8.796M	5.23559G	5.244385G	Inf	1
9.925M	5.23505G	5.244975G	8.783M	5.235602G	5.244385G	Inf	2

HT10_Nss1,(MCS0)_2TX — EBW

5745MHz

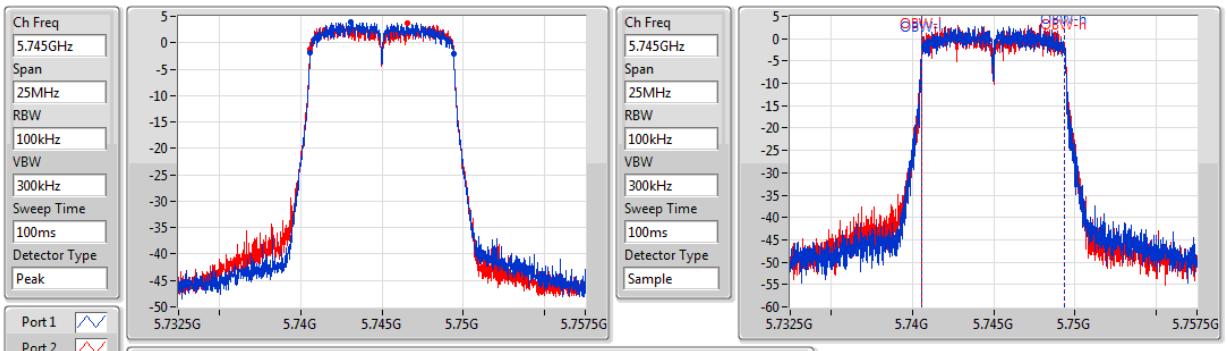

6dB(Hz)	Fl-6dB(Hz)	Fh-6dB(Hz)	OBW(Hz)	Fl-OBW(Hz)	Fh-OBW(Hz)	Limit(Hz)	Port
8.813M	5.740588G	5.7494G	8.771M	5.740602G	5.749373G	500k	1
8.838M	5.740575G	5.749413G	8.796M	5.74059G	5.749385G	500k	2

HT10_Nss1,(MCS0)_2TX — EBW

5765MHz

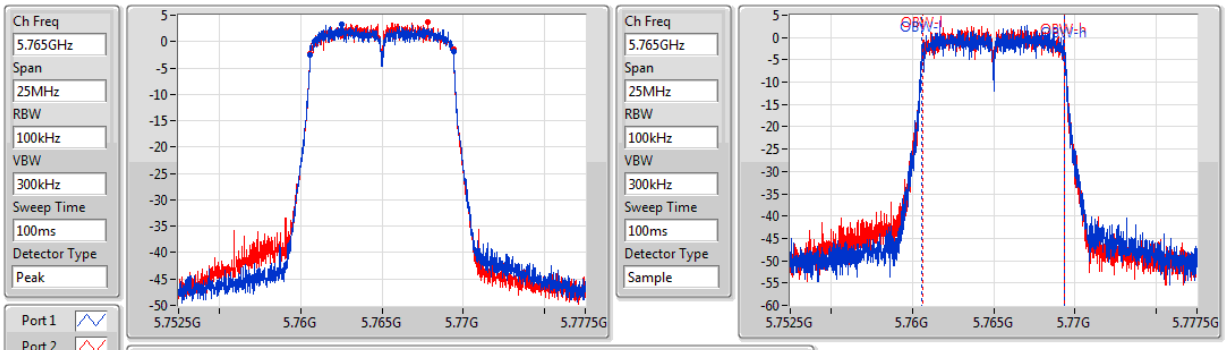

6dB(Hz)	Fl-6dB(Hz)	Fh-6dB(Hz)	OBW(Hz)	Fl-OBW(Hz)	Fh-OBW(Hz)	Limit(Hz)	Port
8.813M	5.760588G	5.7694G	8.796M	5.76059G	5.769385G	500k	1
8.788M	5.7606G	5.769388G	8.758M	5.760615G	5.769373G	500k	2

HT10_Nss1,(MCS0)_2TX — EBW

5785MHz

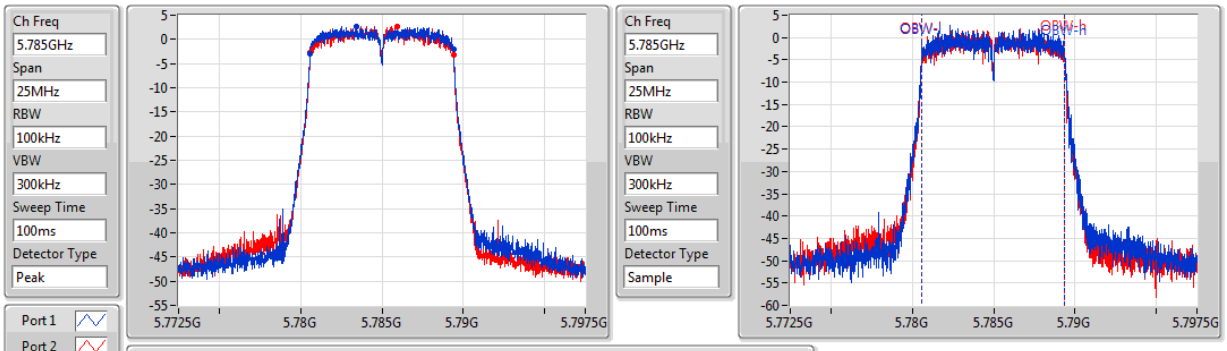

6dB(Hz)	Fl-6dB(Hz)	Fh-6dB(Hz)	OBW(Hz)	Fl-OBW(Hz)	Fh-OBW(Hz)	Limit(Hz)	Port
8.813M	5.780575G	5.789388G	8.783M	5.78059G	5.789373G	500k	1
8.788M	5.7806G	5.789388G	8.758M	5.780602G	5.78936G	500k	2

HT10_Nss1,(MCS0)_2TX **EBW**

5805MHz

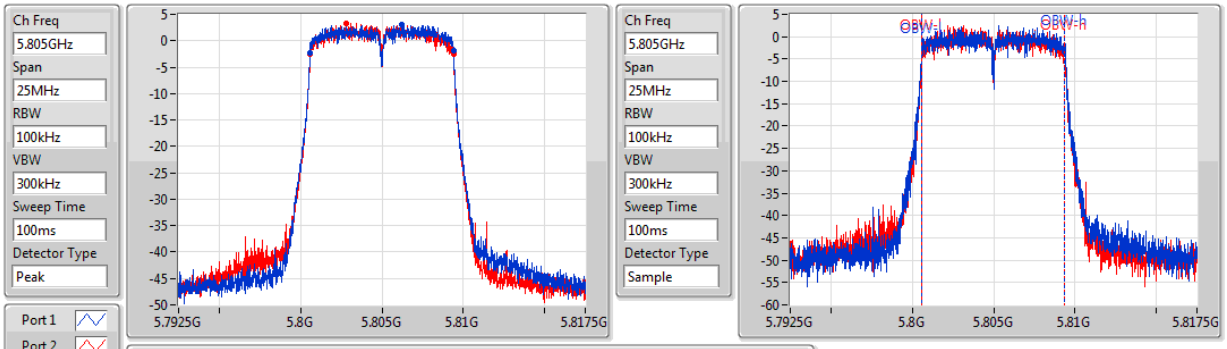

6dB(Hz)	Fl-6dB(Hz)	Fh-6dB(Hz)	OBW(Hz)	Fl-OBW(Hz)	Fh-OBW(Hz)	Limit(Hz)	Port
8.813M	5.800588G	5.8094G	8.808M	5.800577G	5.809385G	500k	1
8.8M	5.8006G	5.8094G	8.771M	5.800602G	5.809373G	500k	2

For 20MHz bandwidth and 40MHz bandwidth:
Summary

Mode	Max-N dB (Hz)	Max-OBW (Hz)	ITU-Code	Min-N dB (Hz)	Min-OBW (Hz)
802.11a_(6Mbps)_2TX	-	-	-	-	-
5.15-5.25GHz	23.1M	16.492M	16M5D1D	21.425M	16.442M
5.725-5.85GHz	16.375M	16.517M	16M5D1D	16.3M	16.417M
802.11n HT20_Nss1,(MCS0)_2TX	-	-	-	-	-
5.15-5.25GHz	23.7M	17.666M	17M7D1D	22.925M	17.616M
5.725-5.85GHz	17.575M	17.666M	17M7D1D	17.025M	17.566M
802.11n HT40_Nss1,(MCS0)_2TX	-	-	-	-	-
5.15-5.25GHz	47.65M	36.282M	36M3D1D	46.1M	36.182M
5.725-5.85GHz	36.35M	36.282M	36M3D1D	35.65M	36.132M

Max-N dB = Maximum 6dB down bandwidth for 5.725-5.85GHz band / Maximum 26dB down bandwidth for other band;
Max-OBW = Maximum 99% occupied bandwidth;
Min-N dB = Minimum 6dB down bandwidth for 5.725-5.85GHz band / Maximum 26dB down bandwidth for other band;
Min-OBW = Minimum 99% occupied bandwidth;

Result

Mode	Result	Limit (Hz)	Port 1-N dB (Hz)	Port 1-OBW (Hz)	Port 2-N dB (Hz)	Port 2-OBW (Hz)
802.11a_(6Mbps)_2TX	-	-	-	-	-	-
5180MHz	Pass	Inf	23.1M	16.467M	21.725M	16.467M
5200MHz	Pass	Inf	22.175M	16.492M	22.3M	16.467M
5240MHz	Pass	Inf	22.425M	16.442M	21.425M	16.467M
5745MHz	Pass	500k	16.35M	16.517M	16.325M	16.442M
5785MHz	Pass	500k	16.325M	16.467M	16.3M	16.467M
5825MHz	Pass	500k	16.35M	16.417M	16.375M	16.467M
802.11n HT20_Nss1,(MCS0)_2TX	-	-	-	-	-	-
5180MHz	Pass	Inf	23.075M	17.641M	23.5M	17.616M
5200MHz	Pass	Inf	23.7M	17.641M	23M	17.616M
5240MHz	Pass	Inf	23.425M	17.641M	22.925M	17.666M
5745MHz	Pass	500k	17.025M	17.616M	17.55M	17.666M
5785MHz	Pass	500k	17.3M	17.591M	17.575M	17.641M
5825MHz	Pass	500k	17.575M	17.641M	17.575M	17.566M
802.11n HT40_Nss1,(MCS0)_2TX	-	-	-	-	-	-
5190MHz	Pass	Inf	47.65M	36.282M	46.1M	36.182M
5230MHz	Pass	Inf	46.9M	36.182M	47.4M	36.182M
5755MHz	Pass	500k	36.35M	36.282M	36.1M	36.132M
5795MHz	Pass	500k	36.3M	36.232M	35.65M	36.182M

Port X-N dB = Port **X** 6dB down bandwidth for 5.725-5.85GHz band / 26dB down bandwidth for other band
Port X-OBW = Port **X** 99% occupied bandwidth;

802.11a_(6Mbps)_2TX — EBW

5180MHz

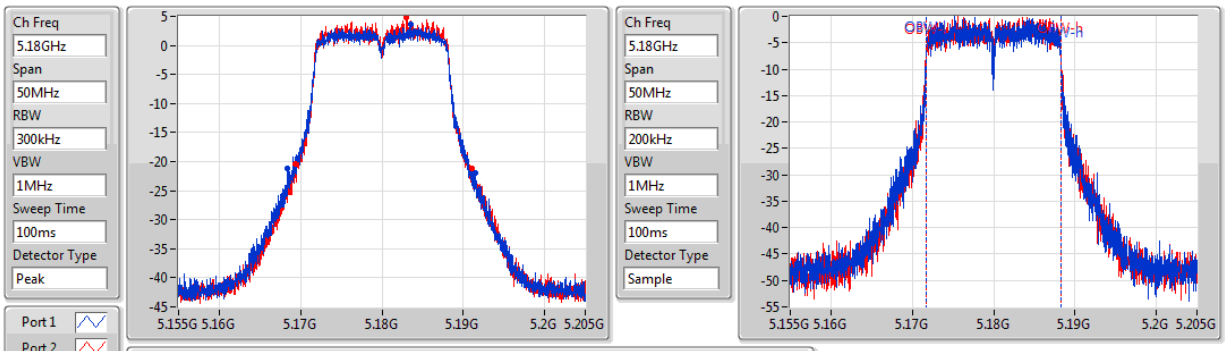

26dB(Hz)	Fl-26dB(Hz)	Fh-26dB(Hz)	OBW(Hz)	Fl-OBW(Hz)	Fh-OBW(Hz)	Limit(Hz)	Port
23.1M	5.168425G	5.191525G	16.467M	5.171754G	5.188221G	Inf	1
21.725M	5.169325G	5.19105G	16.467M	5.171754G	5.188221G	Inf	2

802.11a_(6Mbps)_2TX — EBW

5200MHz

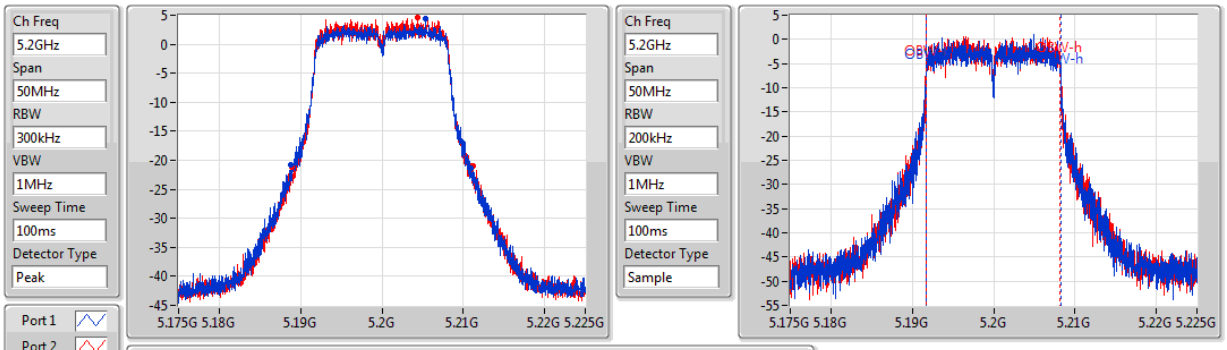

26dB(Hz)	Fl-26dB(Hz)	Fh-26dB(Hz)	OBW(Hz)	Fl-OBW(Hz)	Fh-OBW(Hz)	Limit(Hz)	Port
22.175M	5.188775G	5.21095G	16.492M	5.191729G	5.208221G	Inf	1
22.3M	5.188875G	5.211175G	16.467M	5.191729G	5.208196G	Inf	2

802.11a_(6Mbps)_2TX — EBW

5240MHz

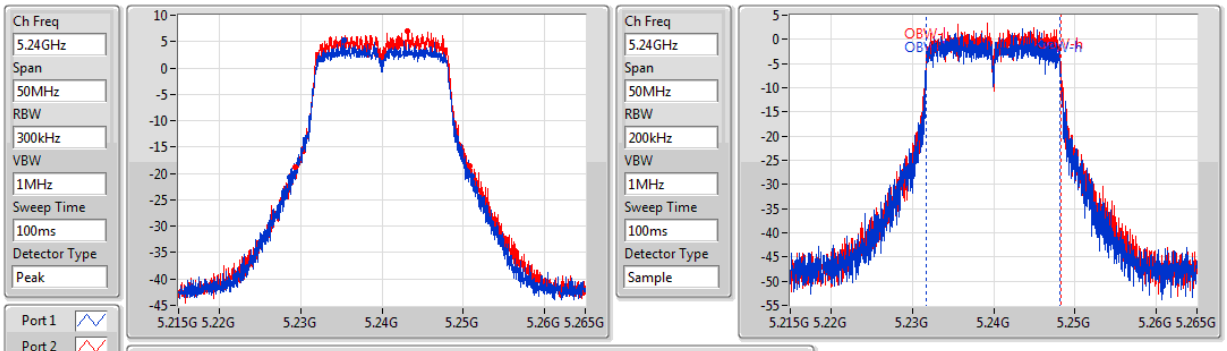

26dB(Hz)	Fl-26dB(Hz)	Fh-26dB(Hz)	OBW(Hz)	Fl-OBW(Hz)	Fh-OBW(Hz)	Limit(Hz)	Port
22.425M	5.2287G	5.251125G	16.442M	5.231754G	5.248196G	Inf	1
21.425M	5.229375G	5.2508G	16.467M	5.231754G	5.248221G	Inf	2

802.11a_(6Mbps)_2TX EBW

5745MHz

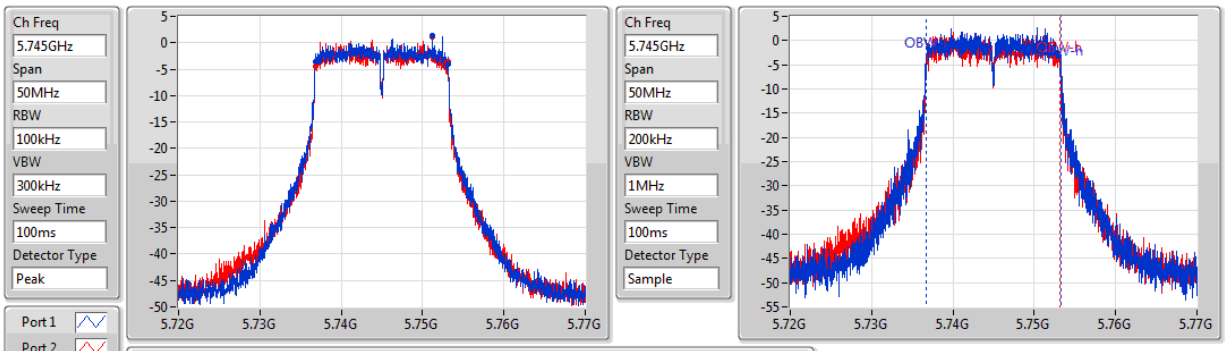

6dB(Hz)	Fl-6dB(Hz)	Fh-6dB(Hz)	OBW(Hz)	Fl-OBW(Hz)	Fh-OBW(Hz)	Limit(Hz)	Port
16.35M	5.7368G	5.75315G	16.517M	5.736704G	5.753221G	500k	1
16.325M	5.7368G	5.753125G	16.442M	5.736729G	5.753171G	500k	2

802.11a_(6Mbps)_2TX EBW

5785MHz

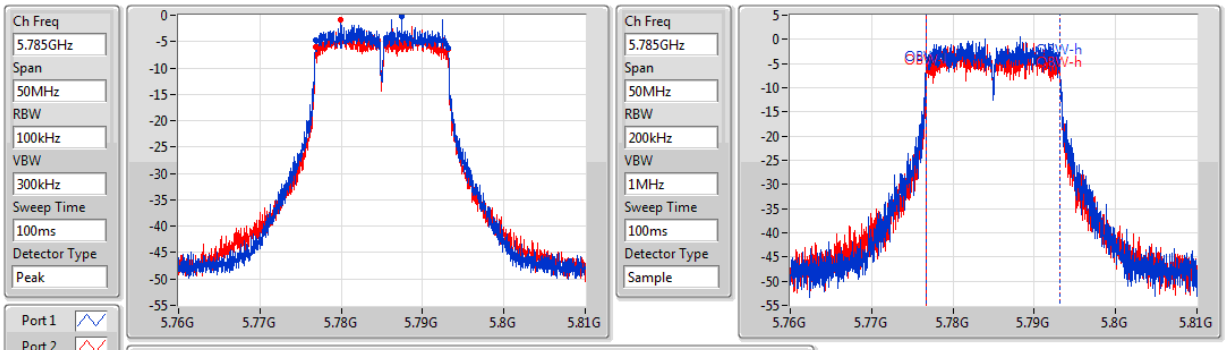

6dB(Hz)	Fl-6dB(Hz)	Fh-6dB(Hz)	OBW(Hz)	Fl-OBW(Hz)	Fh-OBW(Hz)	Limit(Hz)	Port
16.325M	5.776825G	5.79315G	16.467M	5.776704G	5.793171G	500k	1
16.3M	5.776825G	5.793125G	16.467M	5.776729G	5.793196G	500k	2

802.11a_(6Mbps)_2TX EBW

5825MHz

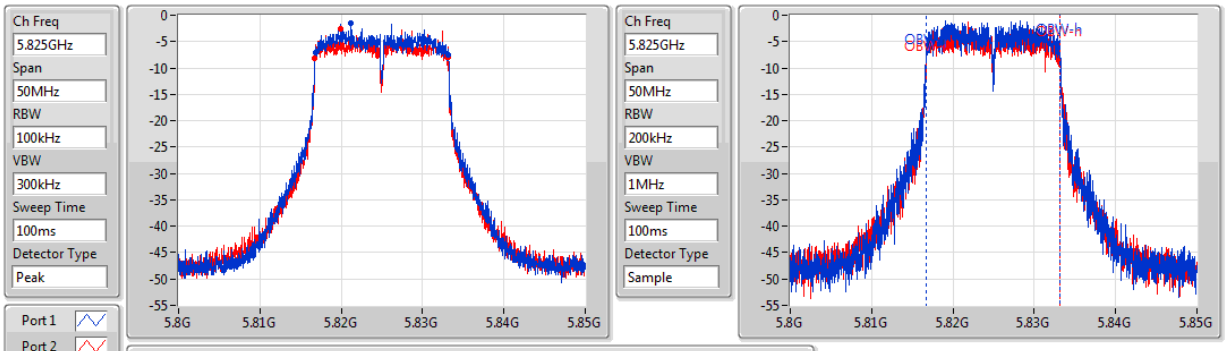

6dB(Hz)	Fl-6dB(Hz)	Fh-6dB(Hz)	OBW(Hz)	Fl-OBW(Hz)	Fh-OBW(Hz)	Limit(Hz)	Port
16.35M	5.8168G	5.83315G	16.417M	5.816729G	5.833146G	500k	1
16.375M	5.816775G	5.83315G	16.467M	5.816704G	5.833171G	500k	2

802.11n HT20_Nss1,(MCS0)_2TX — EBW

5180MHz

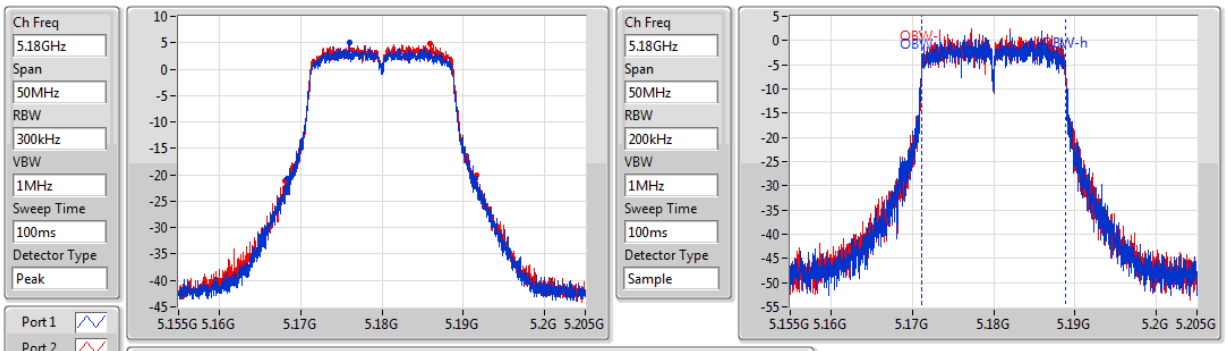

26dB(Hz)	Fl-26dB(Hz)	Fh-26dB(Hz)	OBW(Hz)	Fl-OBW(Hz)	Fh-OBW(Hz)	Limit(Hz)	Port
23.075M	5.168425G	5.1915G	17.641M	5.171154G	5.188796G	Inf	1
23.5M	5.1681G	5.1916G	17.616M	5.171179G	5.188796G	Inf	2

802.11n HT20_Nss1,(MCS0)_2TX — EBW

5200MHz

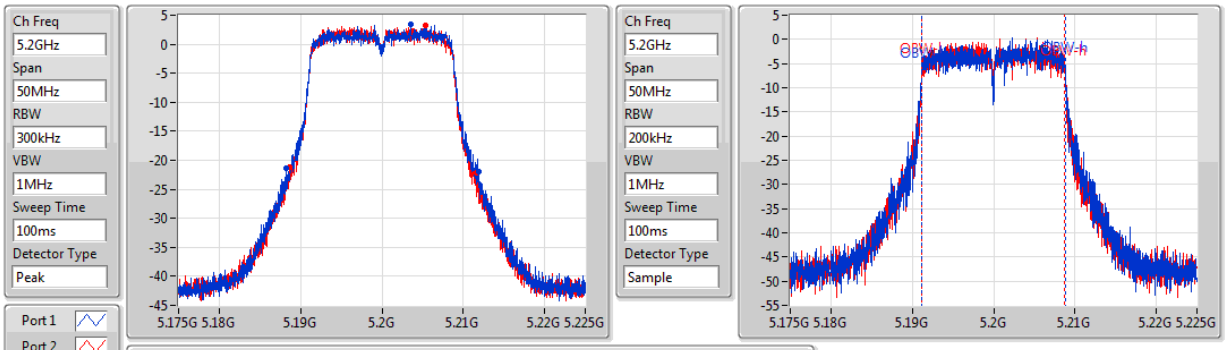

26dB(Hz)	Fl-26dB(Hz)	Fh-26dB(Hz)	OBW(Hz)	Fl-OBW(Hz)	Fh-OBW(Hz)	Limit(Hz)	Port
23.7M	5.188225G	5.211925G	17.641M	5.191154G	5.208796G	Inf	1
23M	5.1886G	5.2116G	17.616M	5.191154G	5.208771G	Inf	2

802.11n HT20_Nss1,(MCS0)_2TX — EBW

5240MHz

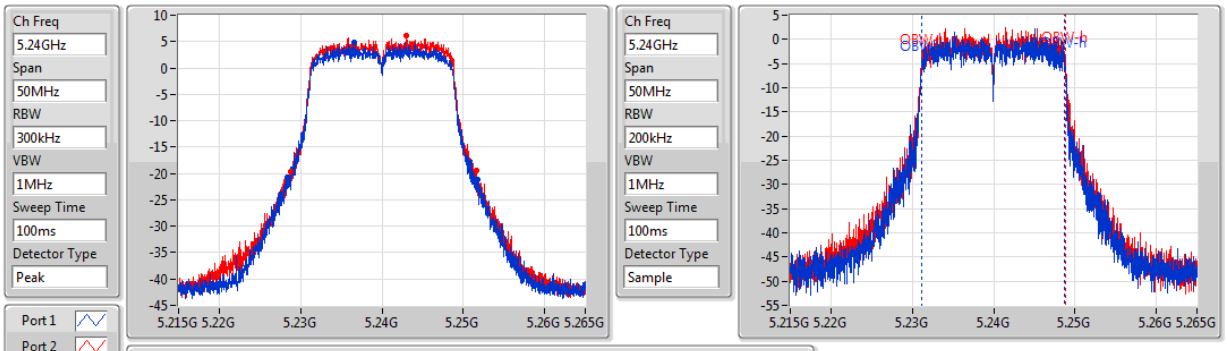

26dB(Hz)	Fl-26dB(Hz)	Fh-26dB(Hz)	OBW(Hz)	Fl-OBW(Hz)	Fh-OBW(Hz)	Limit(Hz)	Port
23.425M	5.228325G	5.25175G	17.641M	5.231129G	5.248771G	Inf	1
22.925M	5.22875G	5.251675G	17.666M	5.231129G	5.248796G	Inf	2

802.11n HT20_Nss1,(MCS0)_2TX — EBW

5745MHz

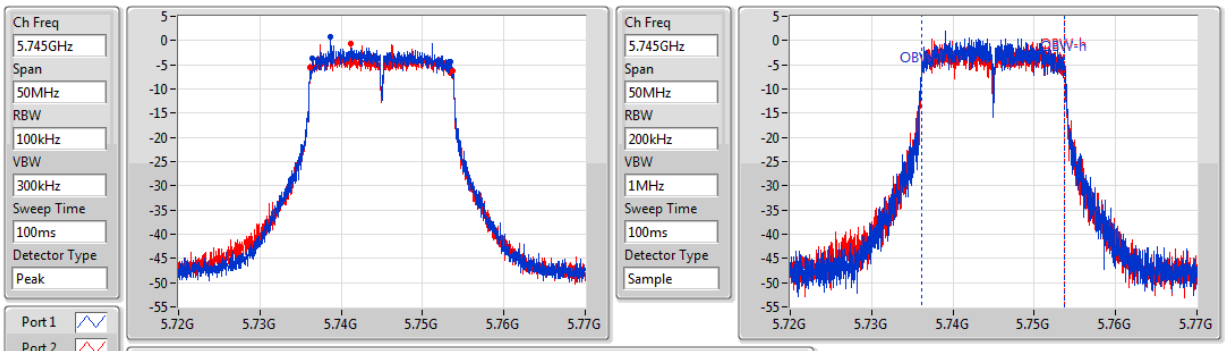

6dB(Hz)	Fl-6dB(Hz)	Fh-6dB(Hz)	OBW(Hz)	Fl-OBW(Hz)	Fh-OBW(Hz)	Limit(Hz)	Port
17.025M	5.73645G	5.753475G	17.616M	5.736129G	5.753746G	500k	1
17.55M	5.7362G	5.75375G	17.666M	5.736104G	5.753771G	500k	2

802.11n HT20_Nss1,(MCS0)_2TX — EBW

5785MHz

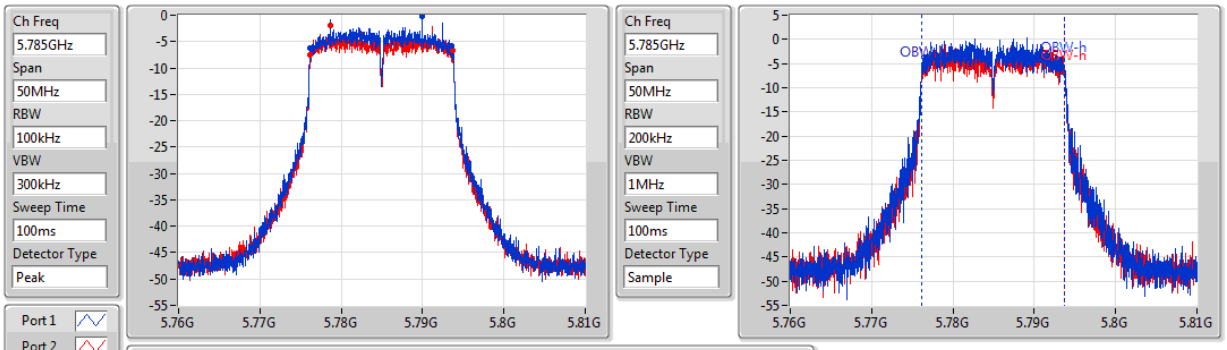

6dB(Hz)	Fl-6dB(Hz)	Fh-6dB(Hz)	OBW(Hz)	Fl-OBW(Hz)	Fh-OBW(Hz)	Limit(Hz)	Port
17.3M	5.7762G	5.7935G	17.591M	5.776154G	5.793746G	500k	1
17.575M	5.776175G	5.79375G	17.641M	5.776129G	5.793771G	500k	2

802.11n HT20_Nss1,(MCS0)_2TX — EBW

5825MHz

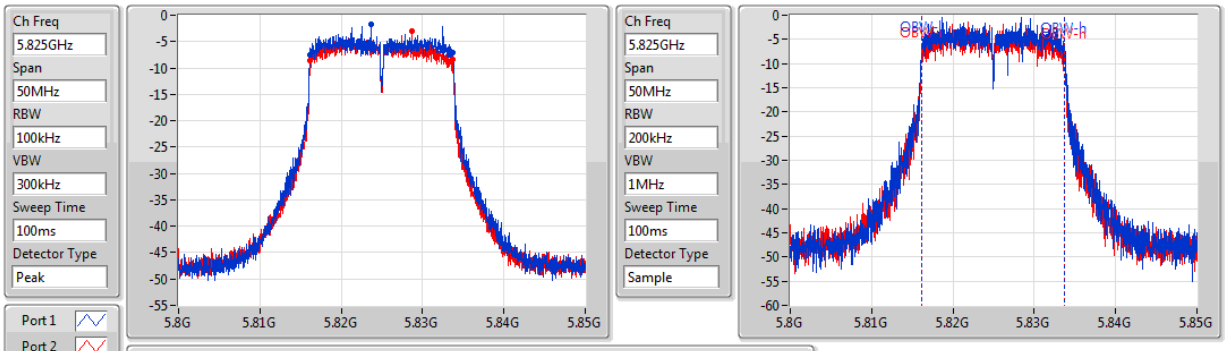

6dB(Hz)	Fl-6dB(Hz)	Fh-6dB(Hz)	OBW(Hz)	Fl-OBW(Hz)	Fh-OBW(Hz)	Limit(Hz)	Port
17.575M	5.816175G	5.83375G	17.641M	5.816129G	5.833771G	500k	1
17.575M	5.816175G	5.83375G	17.566M	5.816154G	5.833721G	500k	2

802.11n HT40_Nss1,(MCS0)_2TX — EBW

5190MHz

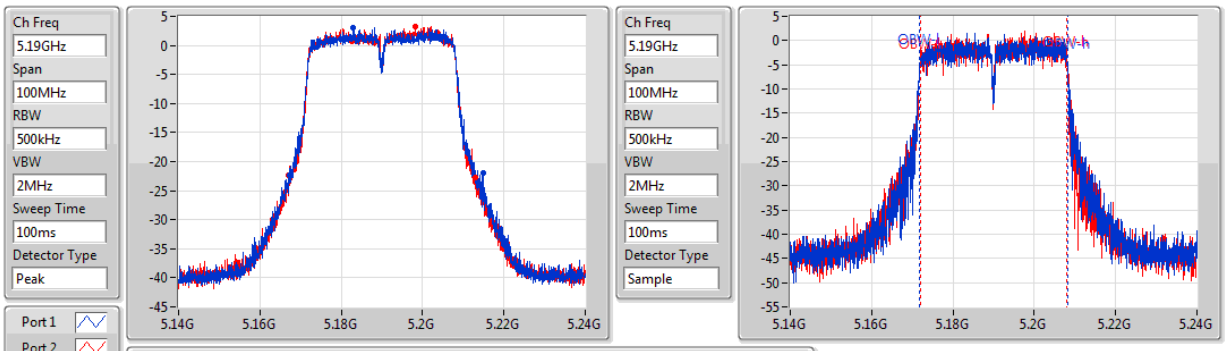

26dB(Hz)	Fl-26dB(Hz)	Fh-26dB(Hz)	OBW(Hz)	Fl-OBW(Hz)	Fh-OBW(Hz)	Limit(Hz)	Port
47.65M	5.1672G	5.21485G	36.282M	5.171859G	5.208141G	Inf	1
46.1M	5.1669G	5.213G	36.182M	5.171909G	5.208091G	Inf	2

802.11n HT40_Nss1,(MCS0)_2TX — EBW

5230MHz

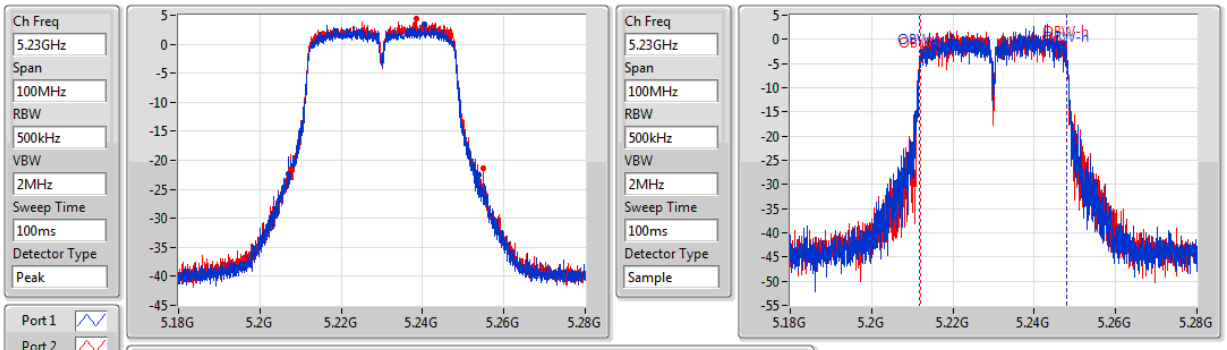

26dB(Hz)	Fl-26dB(Hz)	Fh-26dB(Hz)	OBW(Hz)	Fl-OBW(Hz)	Fh-OBW(Hz)	Limit(Hz)	Port
46.9M	5.20695G	5.25385G	36.182M	5.211859G	5.248041G	Inf	1
47.4M	5.2075G	5.2549G	36.182M	5.211909G	5.248091G	Inf	2

802.11n HT40_Nss1,(MCS0)_2TX — EBW

5755MHz

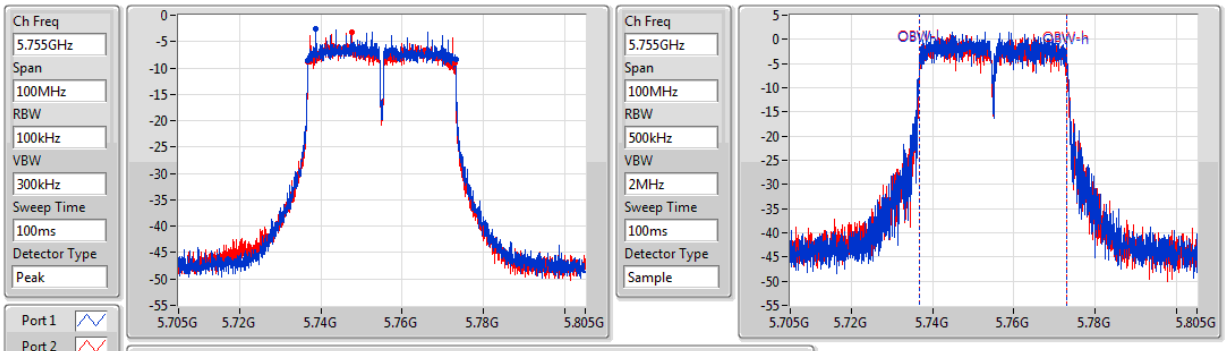

6dB(Hz)	Fl-6dB(Hz)	Fh-6dB(Hz)	OBW(Hz)	Fl-OBW(Hz)	Fh-OBW(Hz)	Limit(Hz)	Port
36.35M	5.7368G	5.77315G	36.282M	5.736809G	5.773091G	500k	1
36.1M	5.7368G	5.7729G	36.132M	5.736859G	5.772991G	500k	2

802.11n HT40_Nss1,(MCS0)_2TX **EBW**

5795MHz

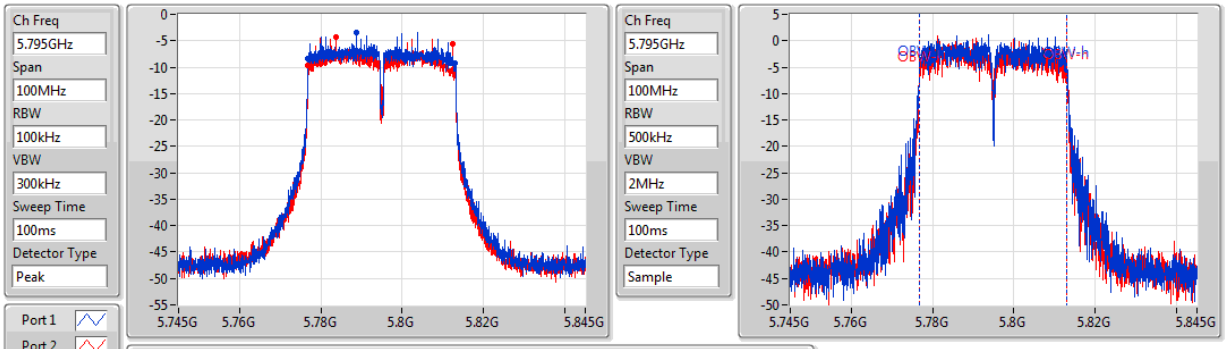

6dB(Hz)	Fl-6dB(Hz)	Fh-6dB(Hz)	OBW(Hz)	Fl-OBW(Hz)	Fh-OBW(Hz)	Limit(Hz)	Port
36.3M	5.7768G	5.8131G	36.232M	5.776809G	5.813041G	500k	1
35.65M	5.77685G	5.8125G	36.182M	5.776859G	5.813041G	500k	2

For 10MHz bandwidth:
Summary

Mode	Total Power (dBm)	Total Power (W)	EIRP (dBm)	EIRP (W)
802.11a_(6Mbps)_2TX	-	-	-	-
5.15-5.25GHz	17.47	0.05585	36.86	4.85289
5.725-5.85GHz	16.08	0.04055	36.89	4.88652
HT10_Nss1,(MCS0)_2TX	-	-	-	-
5.15-5.25GHz	17.51	0.05636	36.90	4.89779
5.725-5.85GHz	16.07	0.04046	36.88	4.87528

Result

Mode	Result	DG	Port 1	Port 2	Total Power	Power Limit
		(dBi)	(dBm)	(dBm)	(dBm)	(dBm)
802.11a_(6Mbps)_2TX	-	-	-	-	-	-
5180MHz	Pass	19.39	12.72	12.97	15.86	30.00
5200MHz	Pass	19.39	14.15	14.74	17.47	30.00
5220MHz	Pass	19.39	14.24	14.65	17.46	30.00
5240MHz	Pass	19.39	13.93	14.49	17.23	30.00
5745MHz	Pass	20.81	12.82	13.21	16.03	30.00
5765MHz	Pass	20.81	12.82	13.30	16.08	30.00
5785MHz	Pass	20.81	13.04	12.68	15.87	30.00
5805MHz	Pass	20.81	12.95	13.10	16.04	30.00
HT10_Nss1,(MCS0)_2TX	-	-	-	-	-	-
5180MHz	Pass	19.39	14.08	14.75	17.44	30.00
5200MHz	Pass	19.39	14.33	14.67	17.51	30.00
5220MHz	Pass	19.39	14.25	14.71	17.50	30.00
5240MHz	Pass	19.39	13.90	14.62	17.29	30.00
5745MHz	Pass	20.81	13.01	13.11	16.07	30.00
5765MHz	Pass	20.81	12.66	13.05	15.87	30.00
5785MHz	Pass	20.81	13.13	12.77	15.97	30.00
5805MHz	Pass	20.81	12.99	13.08	16.05	30.00

DG = Directional Gain; **Port X** = Port X output power

For 20MHz bandwidth and 40MHz bandwidth:
Summary

Mode	Total Power (dBm)	Total Power (W)	EIRP (dBm)	EIRP (W)
802.11a_(6Mbps)_2TX	-	-	-	-
5.15-5.25GHz	16.52	0.04487	35.91	3.89942
5.725-5.85GHz	16.08	0.04055	36.89	4.88652
802.11n HT20_Nss1,(MCS0)_2TX	-	-	-	-
5.15-5.25GHz	16.34	0.04305	35.73	3.74111
5.725-5.85GHz	15.38	0.03451	36.19	4.15911
802.11n HT40_Nss1,(MCS0)_2TX	-	-	-	-
5.15-5.25GHz	15.86	0.03855	35.25	3.34965
5.725-5.85GHz	15.03	0.03184	35.84	3.83707

Result

Mode	Result	DG	Port 1	Port 2	Total Power	Power Limit
		(dBi)	(dBm)	(dBm)	(dBm)	(dBm)
802.11a_(6Mbps)_2TX	-	-	-	-	-	-
5180MHz	Pass	19.39	12.26	11.88	15.08	30.00
5200MHz	Pass	19.39	12.21	12.34	15.29	30.00
5240MHz	Pass	19.39	13.05	13.92	16.52	30.00
5745MHz	Pass	20.81	13.47	12.63	16.08	30.00
5785MHz	Pass	20.81	12.33	11.83	15.10	30.00
5825MHz	Pass	20.81	11.52	11.12	14.33	30.00
802.11n HT20_Nss1,(MCS0)_2TX	-	-	-	-	-	-
5180MHz	Pass	19.39	13.31	12.92	16.13	30.00
5200MHz	Pass	19.39	11.78	11.85	14.83	30.00
5240MHz	Pass	19.39	12.75	13.84	16.34	30.00
5745MHz	Pass	20.81	12.88	11.79	15.38	30.00
5785MHz	Pass	20.81	12.09	11.41	14.77	30.00
5825MHz	Pass	20.81	10.71	10.55	13.64	30.00
802.11n HT40_Nss1,(MCS0)_2TX	-	-	-	-	-	-
5190MHz	Pass	19.39	12.16	12.3	15.24	30.00
5230MHz	Pass	19.39	12.45	13.22	15.86	30.00
5755MHz	Pass	20.81	12.3	11.73	15.03	30.00
5795MHz	Pass	20.81	11.84	11.39	14.63	30.00

DG = Directional Gain; **Port X** = Port X output power

For 10MHz bandwidth:
Summary

Mode	PD (dBm/RBW)
802.11a_(6Mbps)_2TX	-
5.15-5.25GHz	7.40
5.725-5.85GHz	4.65
HT10_Nss1,(MCS0)_2TX	-
5.15-5.25GHz	7.19
5.725-5.85GHz	7.17

RBW = 500kHz for 5.725-5.85GHz band / 1MHz for other band;

Result

Mode	Result	DG (dBi)	Port 1 (dBm/RBW)	Port 2 (dBm/RBW)	PD (dBm/RBW)	PD Limit (dBm/RBW)
802.11a_(6Mbps)_2TX	-	-	-	-	-	-
5180MHz	Pass	22.40	4.43	4.40	7.38	17.00
5200MHz	Pass	22.40	4.07	4.74	7.40	17.00
5220MHz	Pass	22.40	4.17	4.58	7.35	17.00
5240MHz	Pass	22.40	3.76	4.43	7.05	17.00
5745MHz	Pass	23.82	1.13	1.74	4.34	30.00
5765MHz	Pass	23.82	1.44	2.06	4.65	30.00
5785MHz	Pass	23.82	1.52	1.32	4.34	30.00
5805MHz	Pass	23.82	1.28	1.53	4.26	30.00
HT10_Nss1,(MCS0)_2TX	-	-	-	-	-	-
5180MHz	Pass	22.40	3.62	4.42	7.01	17.00
5200MHz	Pass	22.40	4.02	4.34	7.19	17.00
5220MHz	Pass	22.40	3.93	4.48	7.14	17.00
5240MHz	Pass	22.40	3.54	4.42	7.00	17.00
5745MHz	Pass	23.82	4.33	4.09	7.17	30.00
5765MHz	Pass	23.82	1.07	1.38	4.10	30.00
5785MHz	Pass	23.82	1.34	1.27	4.22	30.00
5805MHz	Pass	23.82	1.08	1.19	3.97	30.00

DG = Directional Gain; **RBW** = 500kHz for 5.725-5.85GHz band / 1MHz for other band;
PD = trace bin-by-bin of each transmits port summing can be performed maximum power density; **Port X** = Port X power density;

802.11a_(6Mbps)_2TX PSD

5180MHz

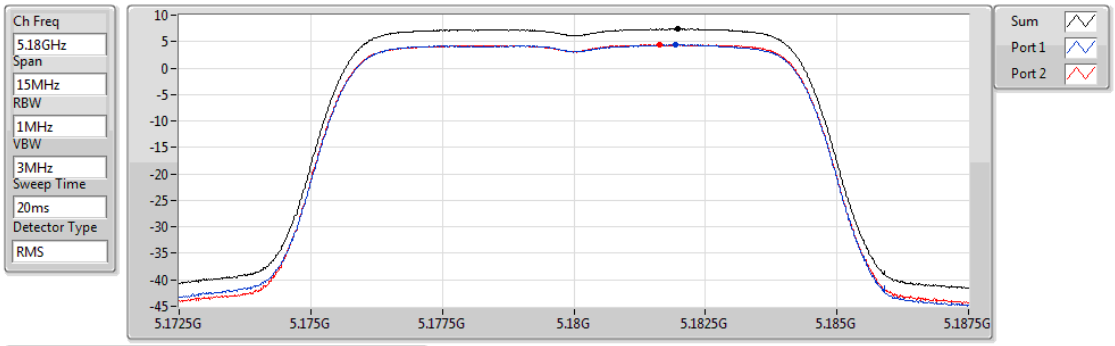

Sum	PD	Port 1	Port 2
(dBm/RBW)	(dBm/RBW)	(dBm/RBW)	(dBm/RBW)
7.38	7.38	4.43	4.40

802.11a_(6Mbps)_2TX PSD

5200MHz

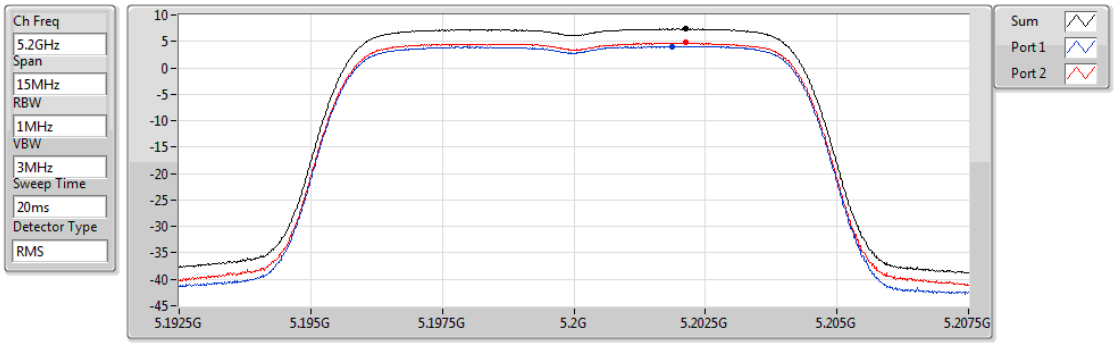

Sum	PD	Port 1	Port 2
(dBm/RBW)	(dBm/RBW)	(dBm/RBW)	(dBm/RBW)
7.40	7.40	4.07	4.74

802.11a_(6Mbps)_2TX PSD

5220MHz

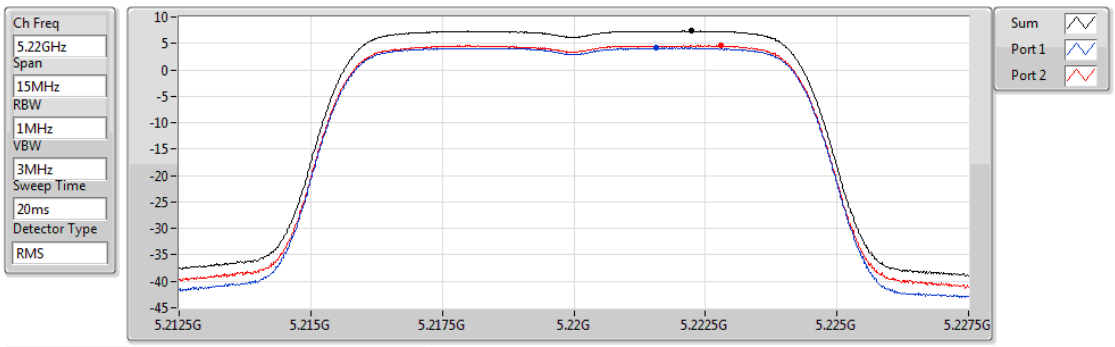

Sum	PD	Port 1	Port 2
(dBm/RBW)	(dBm/RBW)	(dBm/RBW)	(dBm/RBW)
7.35	7.35	4.17	4.58

802.11a_(6Mbps)_2TX PSD

5240MHz

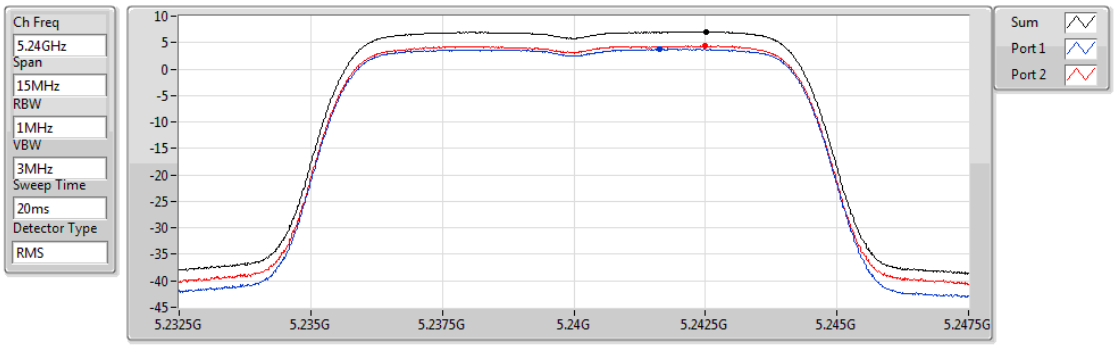

Sum	PD	Port 1	Port 2
(dBm/RBW)	(dBm/RBW)	(dBm/RBW)	(dBm/RBW)
7.05	7.05	3.76	4.43

802.11a_(6Mbps)_2TX PSD

5745MHz

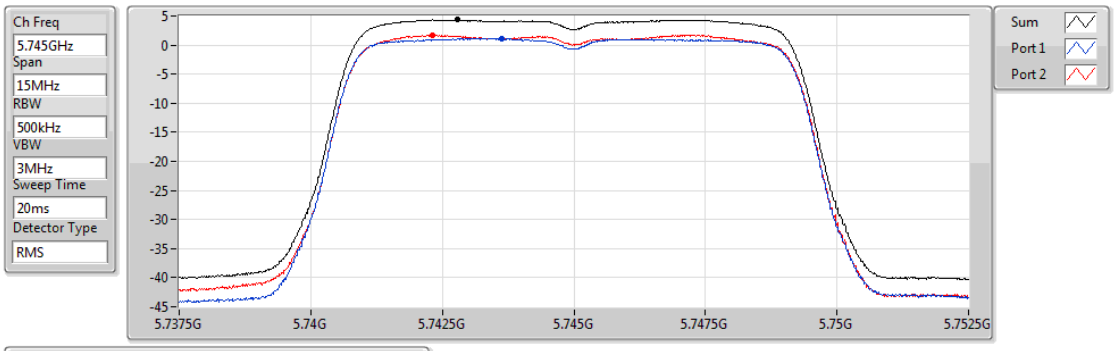

Sum	PD	Port 1	Port 2
(dBm/RBW)	(dBm/RBW)	(dBm/RBW)	(dBm/RBW)
4.34	4.34	1.13	1.74

802.11a_(6Mbps)_2TX PSD

5765MHz

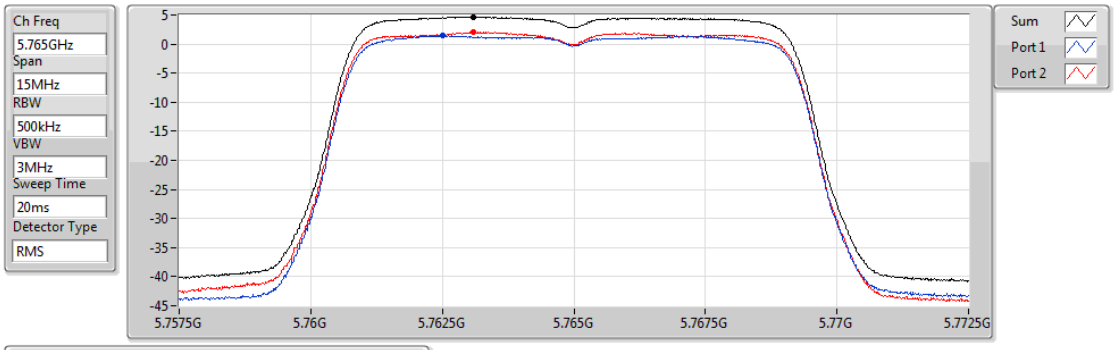

Sum	PD	Port 1	Port 2
(dBm/RBW)	(dBm/RBW)	(dBm/RBW)	(dBm/RBW)
4.65	4.65	1.44	2.06

802.11a_(6Mbps)_2TX PSD

5785MHz

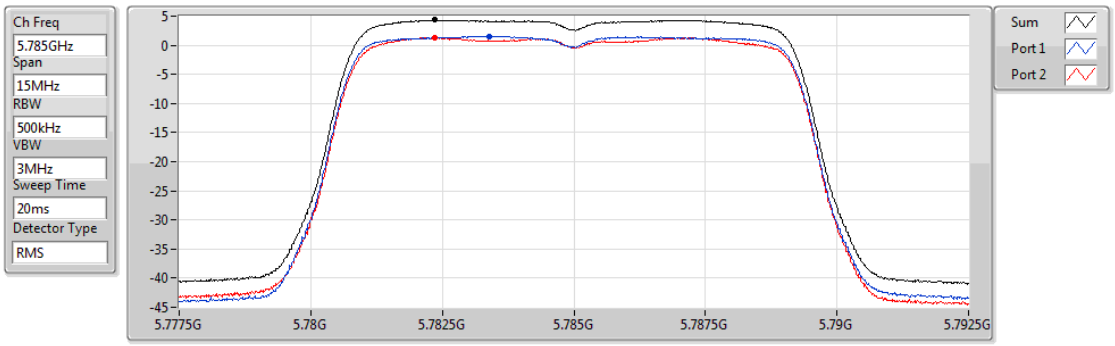

Sum	PD	Port 1	Port 2
(dBm/RBW)	(dBm/RBW)	(dBm/RBW)	(dBm/RBW)
4.34	4.34	1.52	1.32

802.11a_(6Mbps)_2TX PSD

5805MHz

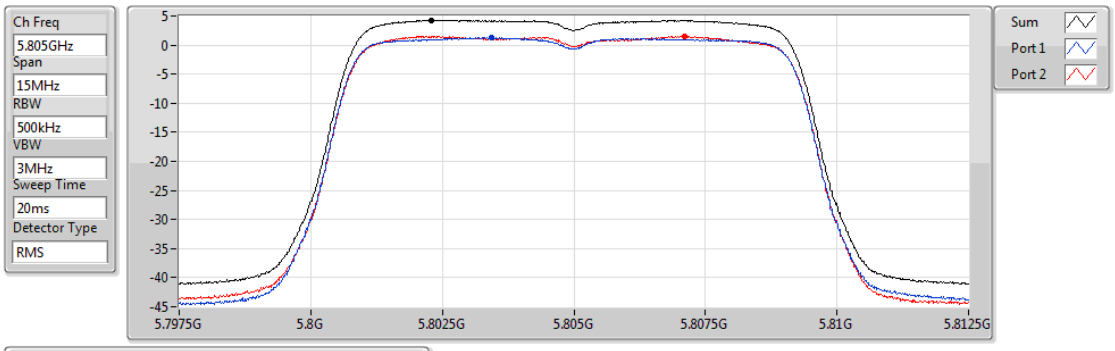

Sum	PD	Port 1	Port 2
(dBm/RBW)	(dBm/RBW)	(dBm/RBW)	(dBm/RBW)
4.26	4.26	1.28	1.53

HT10_Nss1,(MCS0)_2TX PSD

5180MHz

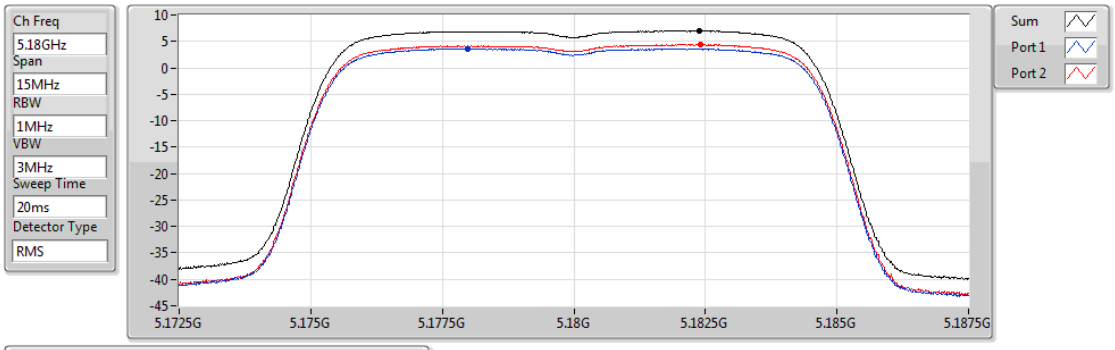

Sum	PD	Port 1	Port 2
(dBm/RBW)	(dBm/RBW)	(dBm/RBW)	(dBm/RBW)
7.01	7.01	3.62	4.42

HT10_Nss1,(MCS0)_2TX PSD

5200MHz

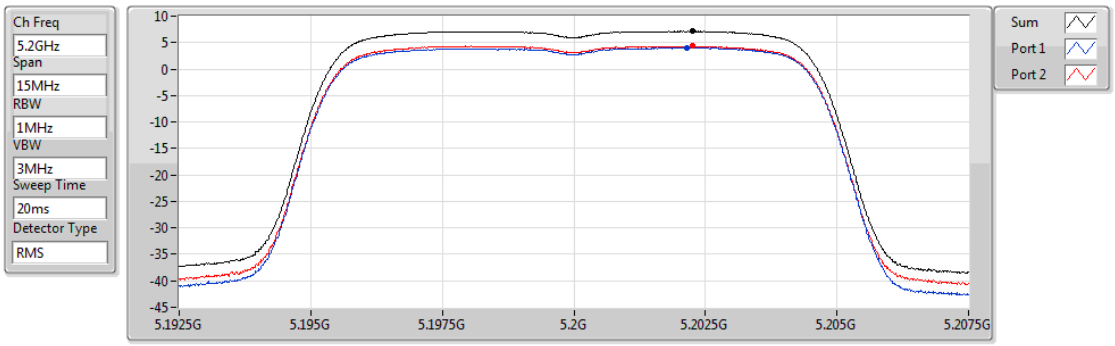

Sum	PD	Port 1	Port 2
(dBm/RBW)	(dBm/RBW)	(dBm/RBW)	(dBm/RBW)
7.19	7.19	4.02	4.34

HT10_Nss1,(MCS0)_2TX PSD

5220MHz

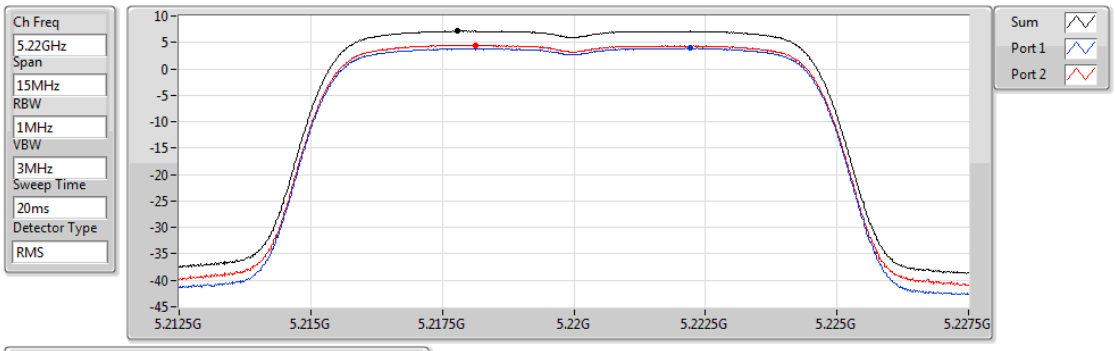

Sum	PD	Port 1	Port 2
(dBm/RBW)	(dBm/RBW)	(dBm/RBW)	(dBm/RBW)
7.14	7.14	3.93	4.48

HT10_Nss1,(MCS0)_2TX PSD

5240MHz

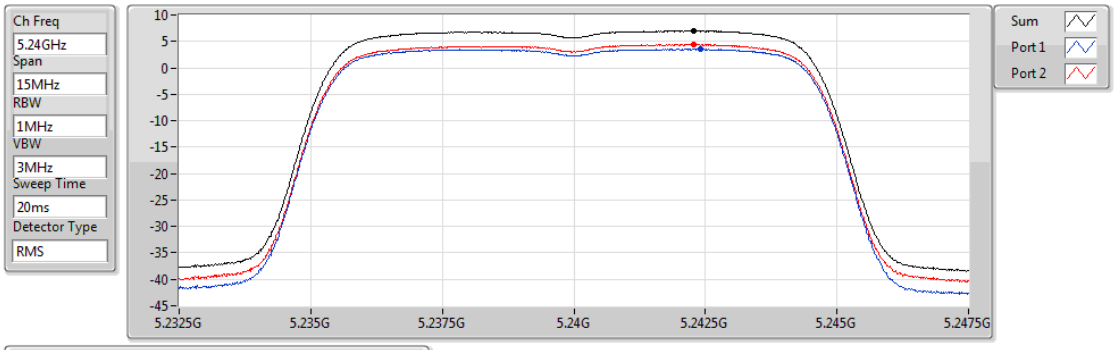

Sum	PD	Port 1	Port 2
(dBm/RBW)	(dBm/RBW)	(dBm/RBW)	(dBm/RBW)
7.00	7.00	3.54	4.42

HT10_Nss1,(MCS0)_2TX PSD

5745MHz

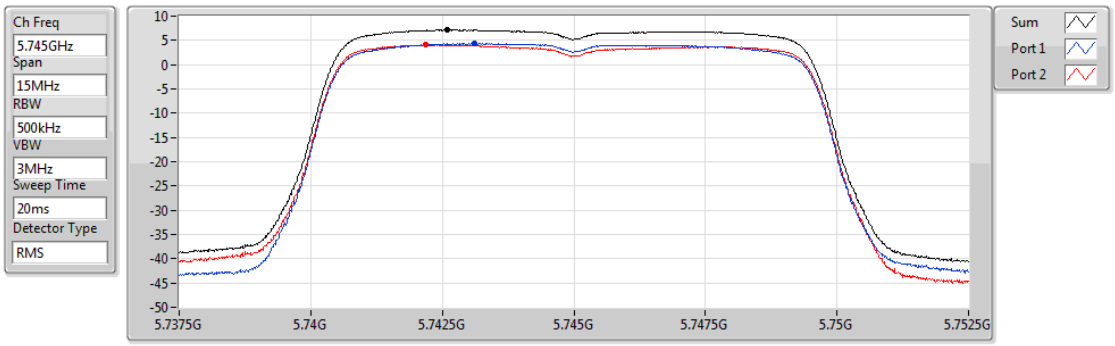

Sum	PD	Port 1	Port 2
(dBm/RBW)	(dBm/RBW)	(dBm/RBW)	(dBm/RBW)
7.17	7.17	4.33	4.09

HT10_Nss1,(MCS0)_2TX PSD

5765MHz

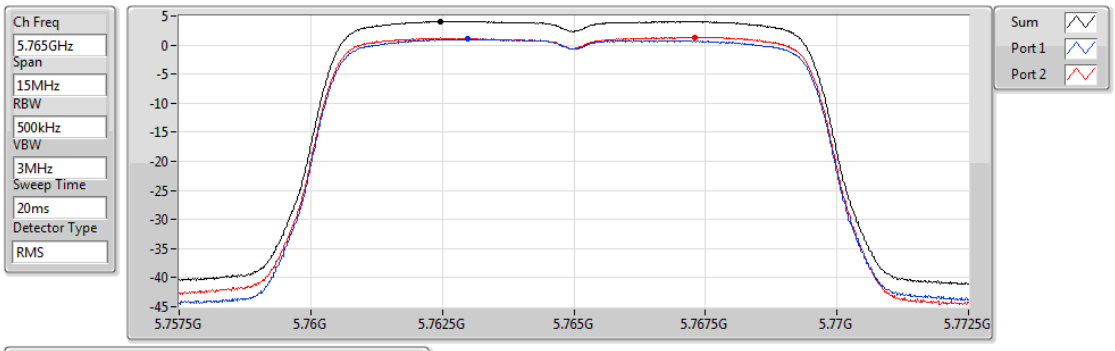

Sum	PD	Port 1	Port 2
(dBm/RBW)	(dBm/RBW)	(dBm/RBW)	(dBm/RBW)
4.10	4.10	1.07	1.38

HT10_Nss1,(MCS0)_2TX PSD

5785MHz

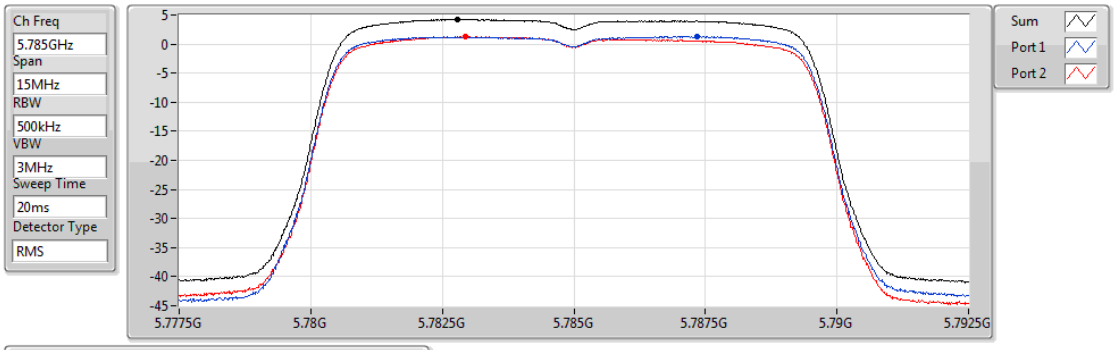

Sum	PD	Port 1	Port 2
(dBm/RBW)	(dBm/RBW)	(dBm/RBW)	(dBm/RBW)
4.22	4.22	1.34	1.27

HT10_Nss1,(MCS0)_2TX **PSD**

5805MHz

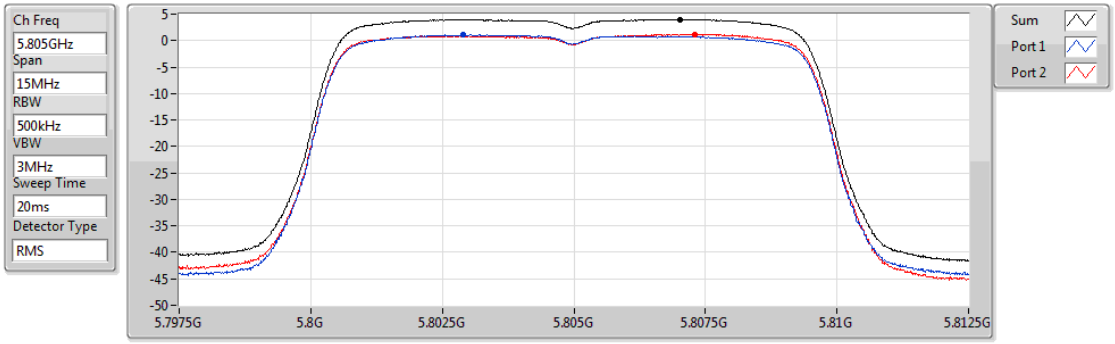

Sum	PD	Port 1	Port 2
(dBm/RBW)	(dBm/RBW)	(dBm/RBW)	(dBm/RBW)
3.97	3.97	1.08	1.19

For 20MHz bandwidth and 40MHz bandwidth:
Summary

Mode	PD (dBm/RBW)
802.11a_(6Mbps)_2TX	-
5.15-5.25GHz	3.86
5.725-5.85GHz	1.56
802.11n HT20_Nss1,(MCS0)_2TX	-
5.15-5.25GHz	3.89
5.725-5.85GHz	0.94
802.11n HT40_Nss1,(MCS0)_2TX	-
5.15-5.25GHz	-0.08
5.725-5.85GHz	-2.19

RBW = 500kHz for 5.725-5.85GHz band / 1MHz for other band;

Result

Mode	Result	DG (dBi)	Port 1 (dBm/RBW)	Port 2 (dBm/RBW)	PD (dBm/RBW)	PD Limit (dBm/RBW)
802.11a_(6Mbps)_2TX	-	-	-	-	-	-
5180MHz	Pass	22.40	-0.46	-0.30	2.57	17.00
5200MHz	Pass	22.40	-0.38	-0.21	2.68	17.00
5240MHz	Pass	22.40	0.38	1.38	3.86	17.00
5745MHz	Pass	23.82	-1.20	-1.62	1.56	30.00
5785MHz	Pass	23.82	-2.35	-3.07	0.05	30.00
5825MHz	Pass	23.82	-2.79	-3.03	-0.22	30.00
802.11n HT20_Nss1,(MCS0)_2TX	-	-	-	-	-	-
5180MHz	Pass	22.40	0.12	0.79	3.38	17.00
5200MHz	Pass	22.40	-0.90	-1.03	2.02	17.00
5240MHz	Pass	22.40	0.22	1.54	3.89	17.00
5745MHz	Pass	23.82	-1.60	-2.42	0.94	30.00
5785MHz	Pass	23.82	-2.41	-3.61	-0.01	30.00
5825MHz	Pass	23.82	-3.71	-4.18	-0.98	30.00
802.11n HT40_Nss1,(MCS0)_2TX	-	-	-	-	-	-
5190MHz	Pass	22.40	-3.81	-3.47	-0.69	17.00
5230MHz	Pass	22.40	-3.39	-2.68	-0.08	17.00
5755MHz	Pass	23.82	-5.02	-5.22	-2.19	30.00
5795MHz	Pass	23.82	-5.95	-6.09	-3.14	30.00

DG = Directional Gain; **RBW** = 500kHz for 5.725-5.85GHz band / 1MHz for other band;
PD = trace bin-by-bin of each transmits port summing can be performed maximum power density; **Port X** = Port X power density;

802.11a_(6Mbps)_2TX PSD

5180MHz

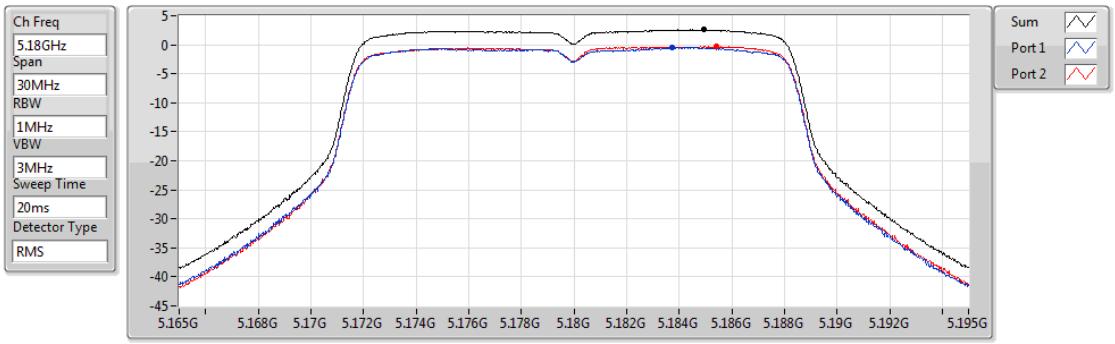

Sum	PD	Port 1	Port 2
(dBm/RBW)	(dBm/RBW)	(dBm/RBW)	(dBm/RBW)
2.57	2.57	-0.46	-0.30

802.11a_(6Mbps)_2TX PSD

5200MHz

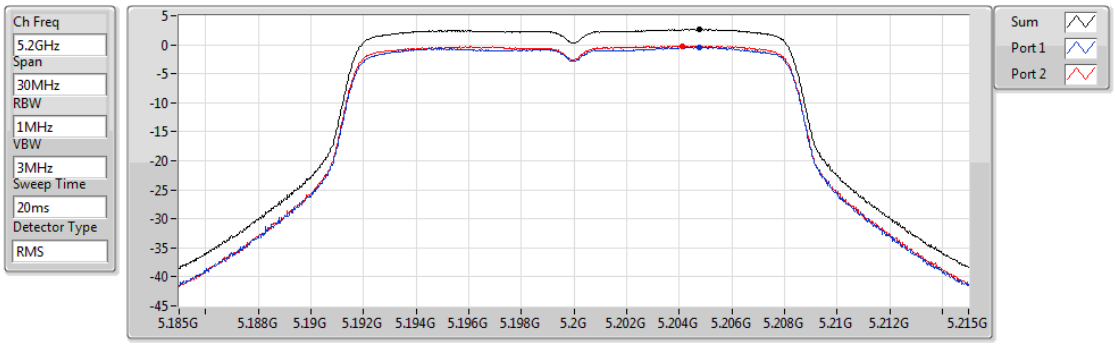

Sum	PD	Port 1	Port 2
(dBm/RBW)	(dBm/RBW)	(dBm/RBW)	(dBm/RBW)
2.68	2.68	-0.38	-0.21

802.11a_(6Mbps)_2TX PSD

5240MHz

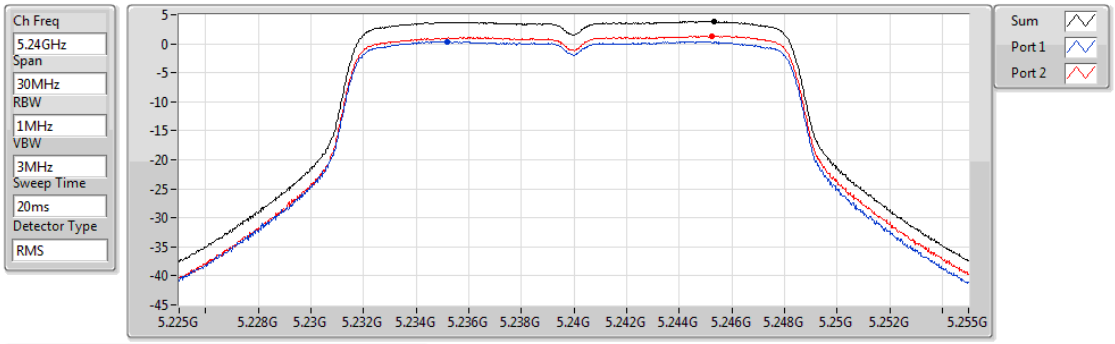

Sum	PD	Port 1	Port 2
(dBm/RBW)	(dBm/RBW)	(dBm/RBW)	(dBm/RBW)
3.86	3.86	0.38	1.38

802.11a_(6Mbps)_2TX PSD

5745MHz

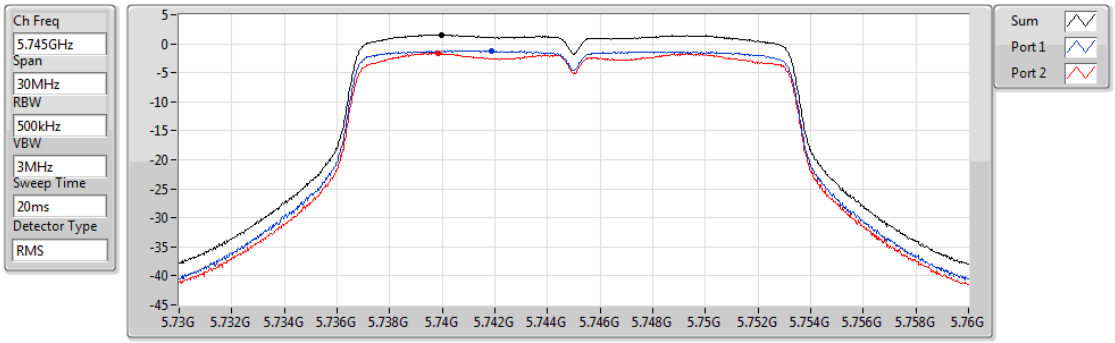

Sum	PD	Port 1	Port 2
(dBm/RBW)	(dBm/RBW)	(dBm/RBW)	(dBm/RBW)
1.56	1.56	-1.20	-1.62

802.11a_(6Mbps)_2TX PSD

5785MHz

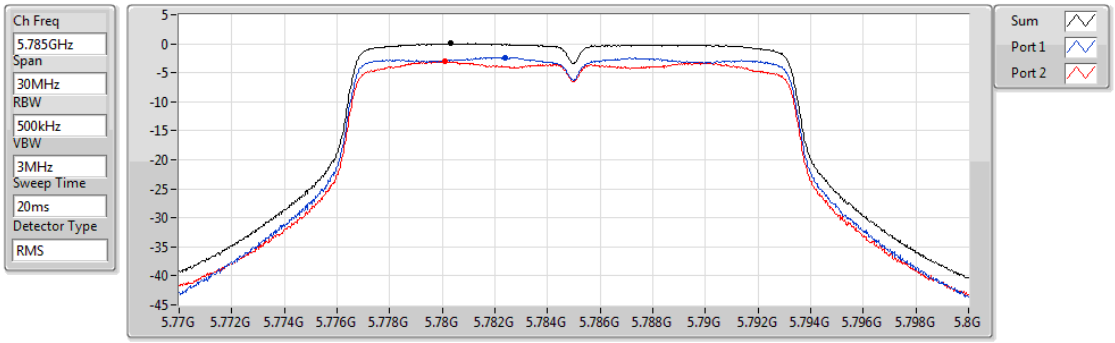

Sum	PD	Port 1	Port 2
(dBm/RBW)	(dBm/RBW)	(dBm/RBW)	(dBm/RBW)
0.05	0.05	-2.35	-3.07

802.11a_(6Mbps)_2TX PSD

5825MHz

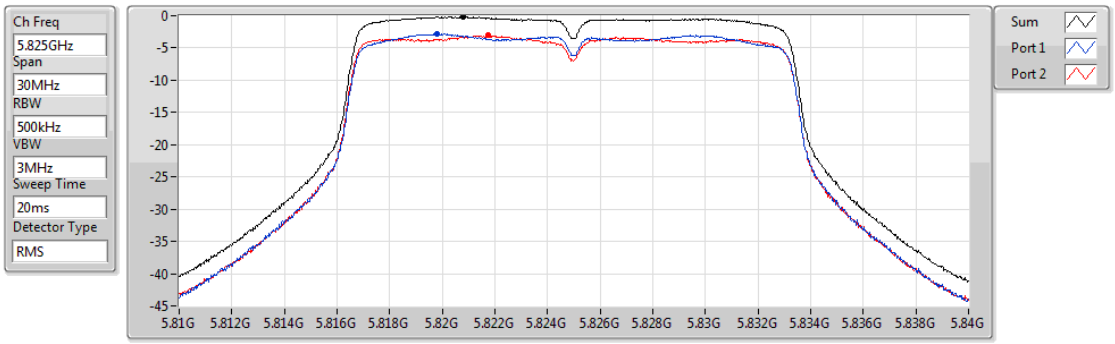

Sum	PD	Port 1	Port 2
(dBm/RBW)	(dBm/RBW)	(dBm/RBW)	(dBm/RBW)
-0.22	-0.22	-2.79	-3.03

802.11n HT20_Nss1,(MCS0)_2TX **PSD**

5180MHz

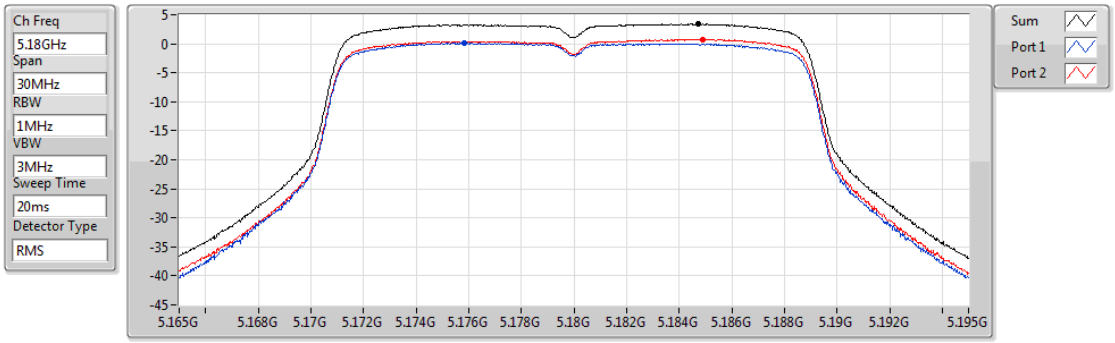

Sum	PD	Port 1	Port 2
(dBm/RBW)	(dBm/RBW)	(dBm/RBW)	(dBm/RBW)
3.38	3.38	0.12	0.79

802.11n HT20_Nss1,(MCS0)_2TX **PSD**

5200MHz

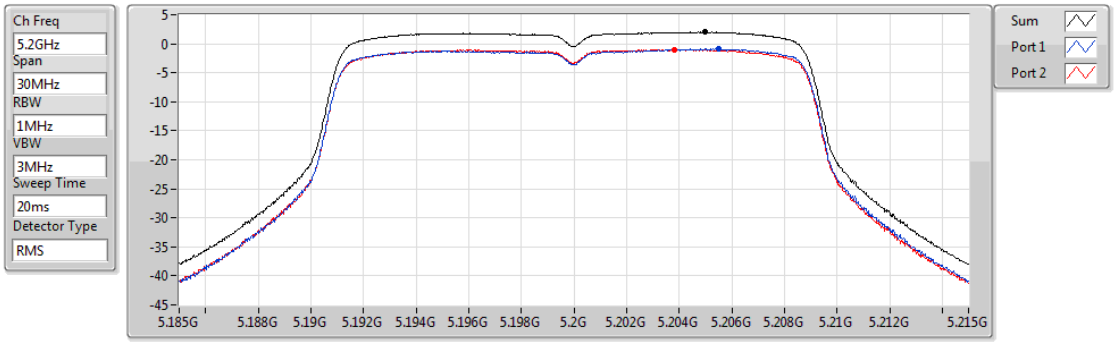

Sum	PD	Port 1	Port 2
(dBm/RBW)	(dBm/RBW)	(dBm/RBW)	(dBm/RBW)
2.02	2.02	-0.90	-1.03

802.11n HT20_Nss1,(MCS0)_2TX **PSD**

5240MHz

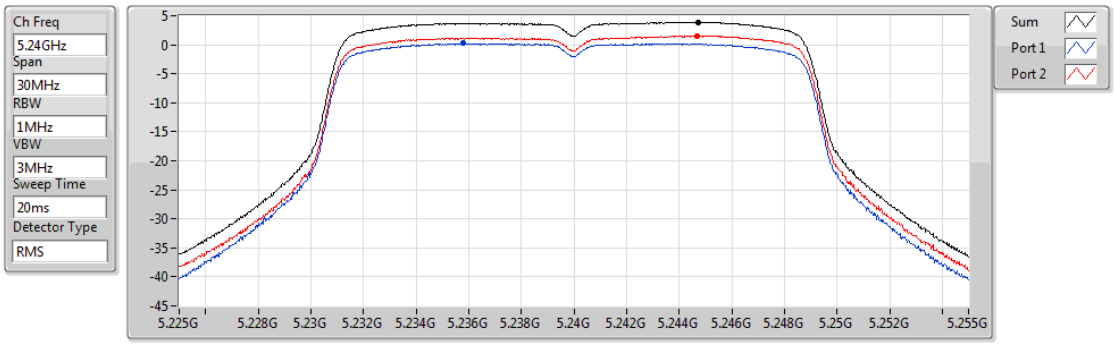

Sum	PD	Port 1	Port 2
(dBm/RBW)	(dBm/RBW)	(dBm/RBW)	(dBm/RBW)
3.89	3.89	0.22	1.54

802.11n HT20_Nss1,(MCS0)_2TX PSD

5745MHz

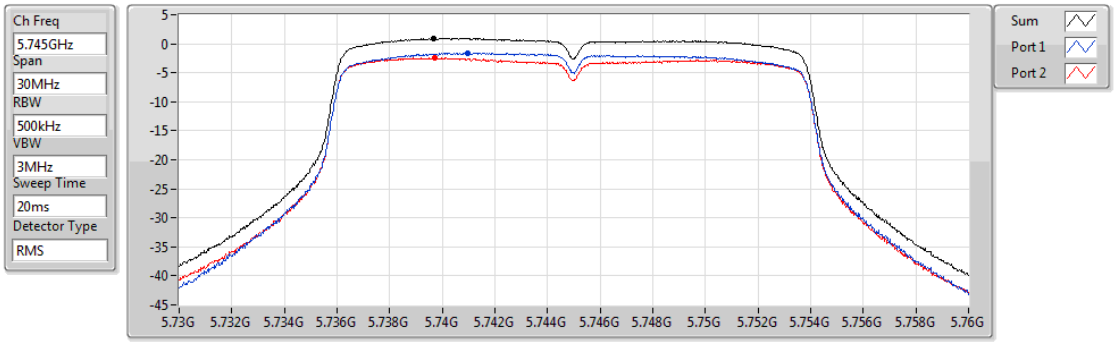

Sum	PD	Port 1	Port 2
(dBm/RBW)	(dBm/RBW)	(dBm/RBW)	(dBm/RBW)
0.94	0.94	-1.60	-2.42

802.11n HT20_Nss1,(MCS0)_2TX PSD

5785MHz

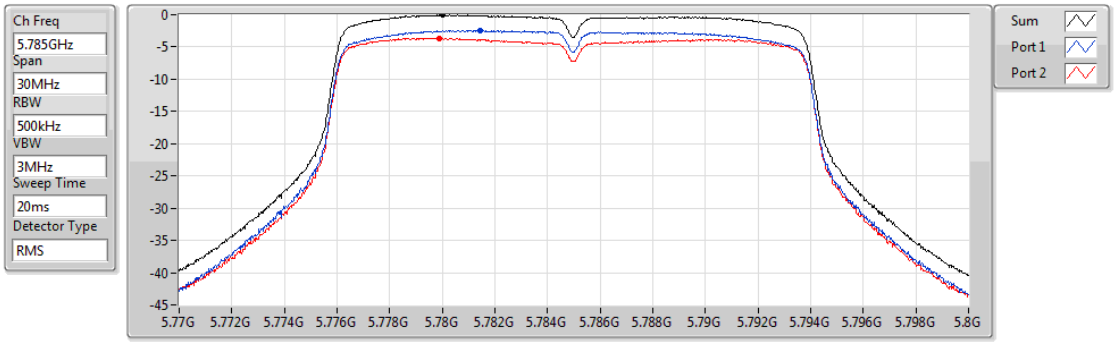

Sum	PD	Port 1	Port 2
(dBm/RBW)	(dBm/RBW)	(dBm/RBW)	(dBm/RBW)
-0.01	-0.01	-2.41	-3.61

802.11n HT20_Nss1,(MCS0)_2TX PSD

5825MHz

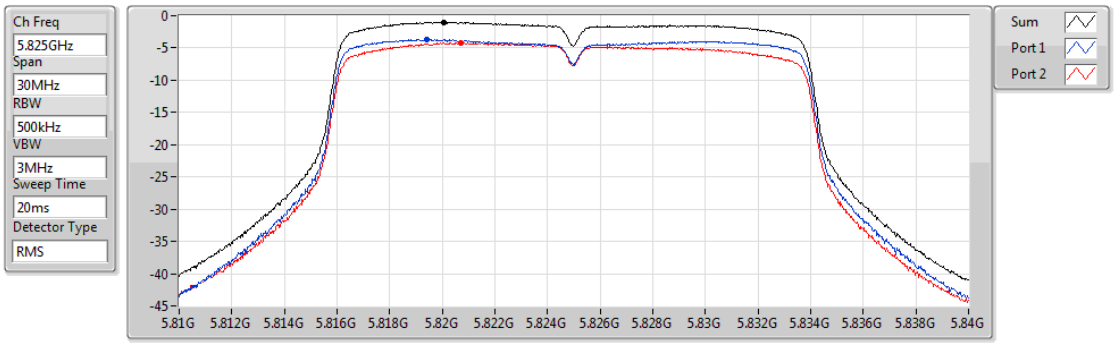

Sum	PD	Port 1	Port 2
(dBm/RBW)	(dBm/RBW)	(dBm/RBW)	(dBm/RBW)
-0.98	-0.98	-3.71	-4.18

802.11n HT40_Nss1,(MCS0)_2TX PSD

5190MHz

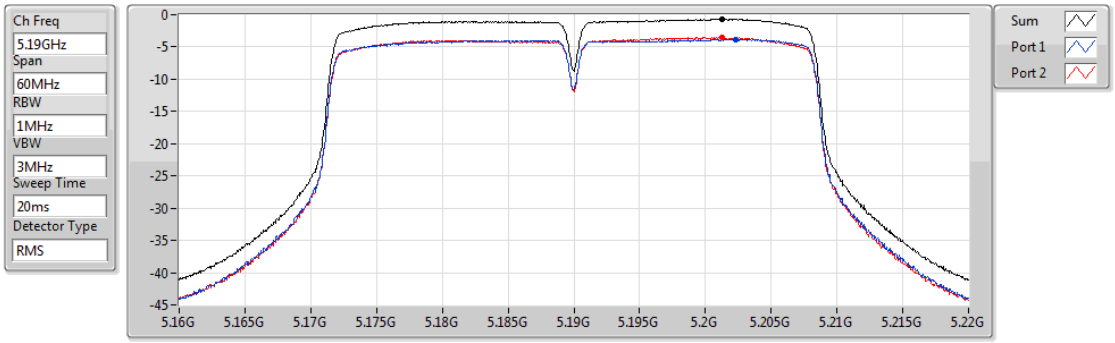

Sum	PD	Port 1	Port 2
(dBm/RBW)	(dBm/RBW)	(dBm/RBW)	(dBm/RBW)
-0.69	-0.69	-3.81	-3.47

802.11n HT40_Nss1,(MCS0)_2TX PSD

5230MHz

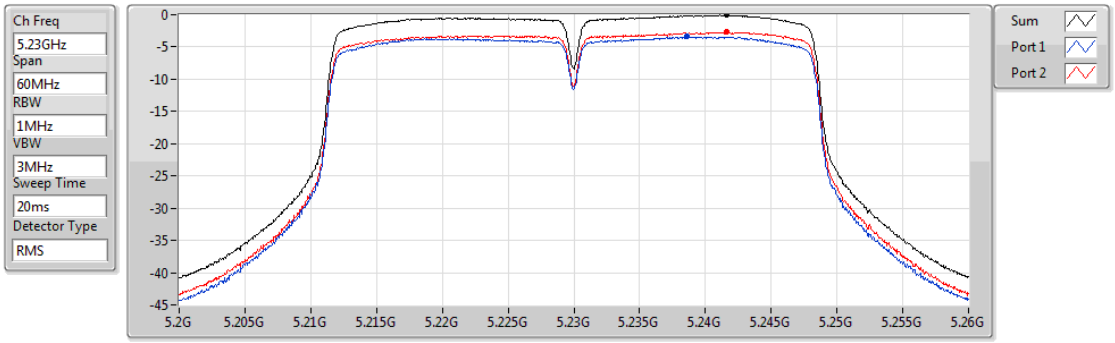

Sum	PD	Port 1	Port 2
(dBm/RBW)	(dBm/RBW)	(dBm/RBW)	(dBm/RBW)
-0.08	-0.08	-3.39	-2.68

802.11n HT40_Nss1,(MCS0)_2TX PSD

5755MHz

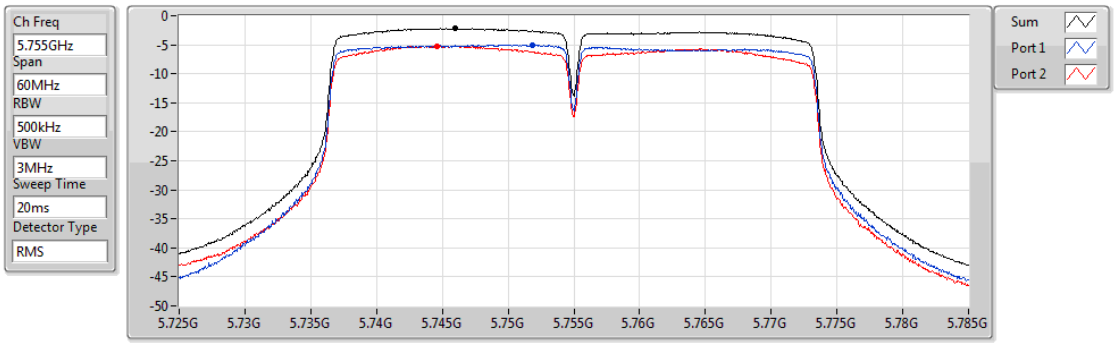

Sum	PD	Port 1	Port 2
(dBm/RBW)	(dBm/RBW)	(dBm/RBW)	(dBm/RBW)
-2.19	-2.19	-5.02	-5.22

802.11n HT40_Nss1,(MCS0)_2TX **PSD**

5795MHz

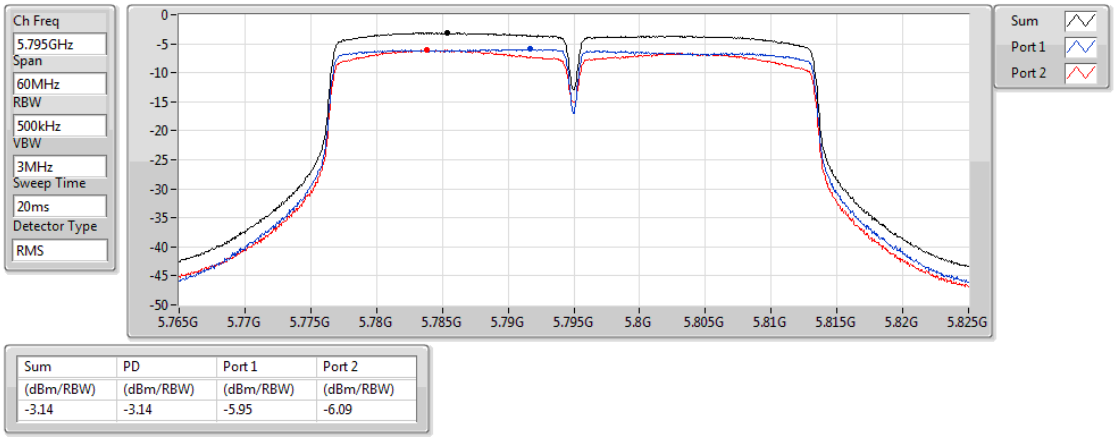

Sum	PD	Port 1	Port 2
(dBm/RBW)	(dBm/RBW)	(dBm/RBW)	(dBm/RBW)
-3.14	-3.14	-5.95	-6.09

RSE below 1GHz Result			
Operating Mode	1	**Polarization**	Horizontal
Operating Function	CTX		

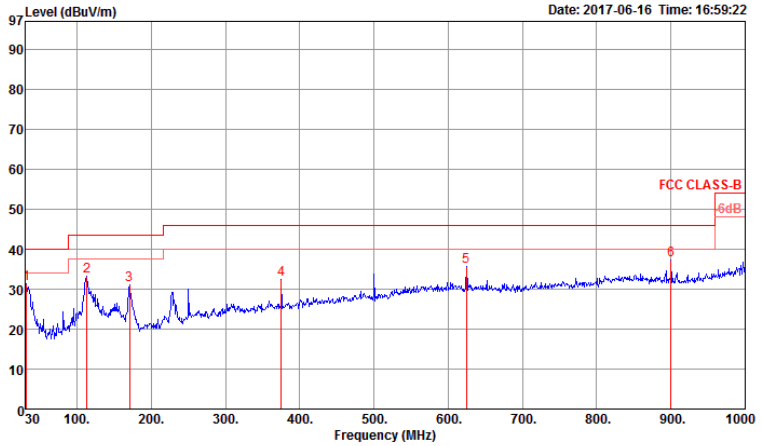

	Freq	Level	Limit Line	Over Limit	Read Level	Cable Loss	Antenna Factor	Preamp Factor	A/Pos	T/Pos	Remark	Pol/Phase
	MHz	dBuV/m	dBuV/m	dB	dBuV	dB	dB/m	dB	cm	deg		
1	31.94	31.35	40.00	-8.65	34.04	2.12	23.77	28.58	100	0	Peak	HORIZONTAL
2	113.42	33.15	43.50	-10.35	41.46	2.27	17.78	28.36	100	0	Peak	HORIZONTAL
3	170.65	31.03	43.50	-12.47	41.32	2.40	15.45	28.14	100	0	Peak	HORIZONTAL
4	375.32	32.48	46.00	-13.52	37.23	3.04	20.73	28.52	100	0	Peak	HORIZONTAL
5	624.61	35.57	46.00	-10.43	36.08	3.80	25.06	29.37	100	0	Peak	HORIZONTAL
6	900.09	37.30	46.00	-8.70	35.13	4.54	26.44	28.81	100	0	Peak	HORIZONTAL

Note 1: “>20dB” means emission levels that exceed the level of 20 dB below the applicable limit.
Note 2: “N/F” means Nothing Found emissions (No emissions were detected.)

RSE below 1GHz Result			
Operating Mode	1	**Polarization**	Vertical
Operating Function	CTX		

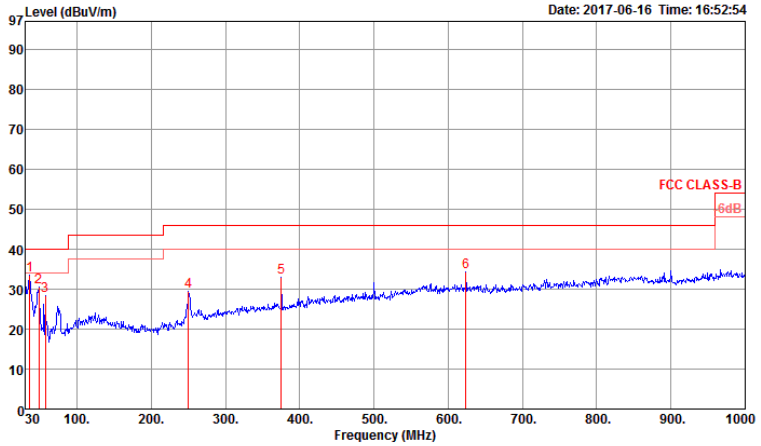

	Freq	Level	Limit Line	Over Limit	Read Level	Cable Loss	Antenna Factor	Preamp Factor	A/Pos	T/Pos	Remark	Pol/Phase
	MHz	dBuV/m	dBuV/m	dB	dBuV	dB	dB/m	dB	cm	deg		
1	35.82	33.45	40.00	-6.55	37.41	2.15	22.47	28.58	400	0	Peak	VERTICAL
2	48.43	30.52	40.00	-9.48	41.99	2.15	14.95	28.57	400	0	Peak	VERTICAL
3	57.16	28.35	40.00	-11.65	42.26	2.18	12.45	28.54	400	0	Peak	VERTICAL
4	250.19	29.45	46.00	-16.55	36.42	2.59	18.36	27.92	400	0	Peak	VERTICAL
5	375.32	33.04	46.00	-12.96	37.79	3.04	20.73	28.52	400	0	Peak	VERTICAL
6	623.64	34.42	46.00	-11.58	34.96	3.80	25.03	29.37	400	0	Peak	VERTICAL

Note 1: “>20dB” means emission levels that exceed the level of 20 dB below the applicable limit.
Note 2: “N/F” means Nothing Found emissions (No emissions were detected.)

For 10MHz bandwidth:
Summary

Mode	Result	Type	Freq (Hz)	Level (dBuV/m)	Limit (dBuV/m)	Margin (dB)	Factor (dB)	Dist (m)	Pol. (H/V)	Azimuth (°)	Height (m)	Comments
802.11a_(6Mbps)_2TX	-	-	-	-	-	-	-	-	-	-	-	-
5.15-5.25GHz	Pass	AV	5.4G	53.97	54.00	-0.03	7.75	3	H	261	1.42	-

802.11a_(6Mbps)_2TX

5180MHz_TX

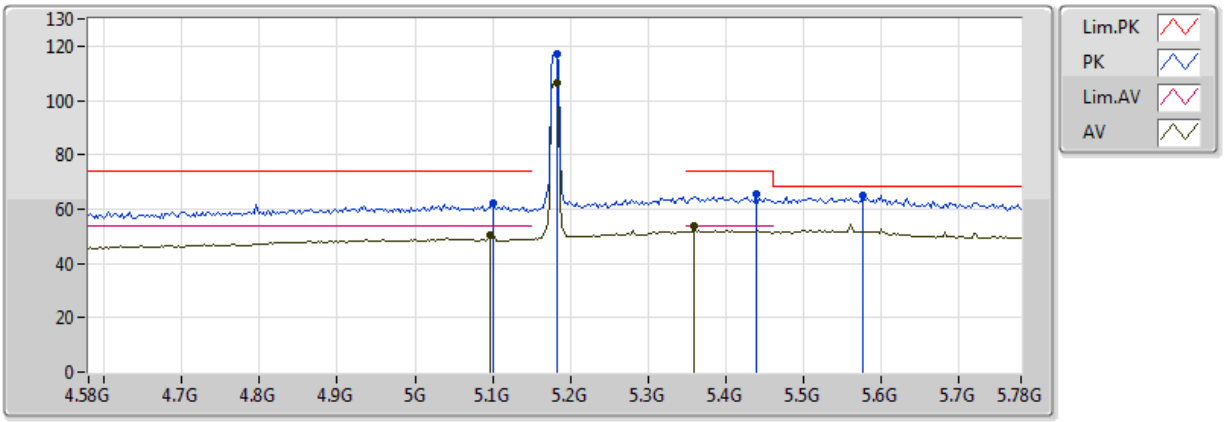

20170526
EUT X_2TX
Setting 12
05-M-01-10
FSP(100019)
No Shielding

Type	Freq(Hz)	Level(dBuV/m)	Limit(dBuV/m)	Margin(dB)	Factor(dB)	Dist(m)	Pol.(H/V)	Azimuth(°)	Height(m)	Comments
AV	5.096G	50.35	54.00	-3.65	7.24	3	V	354	1.22	-
AV	5.1824G	106.71	Inf	-Inf	7.39	3	V	354	1.22	-
AV	5.36G	53.85	54.00	-0.15	7.69	3	V	354	1.22	-
PK	5.1008G	62.26	74.00	-11.74	7.25	3	V	354	1.22	-
PK	5.1824G	116.99	Inf	-Inf	7.39	3	V	354	1.22	-
PK	5.576G	64.81	68.20	-3.39	8.08	3	V	354	1.22	-
PK	5.4392G	65.36	74.00	-8.64	7.81	3	V	354	1.22	-

802.11a_(6Mbps)_2TX

5180MHz_TX

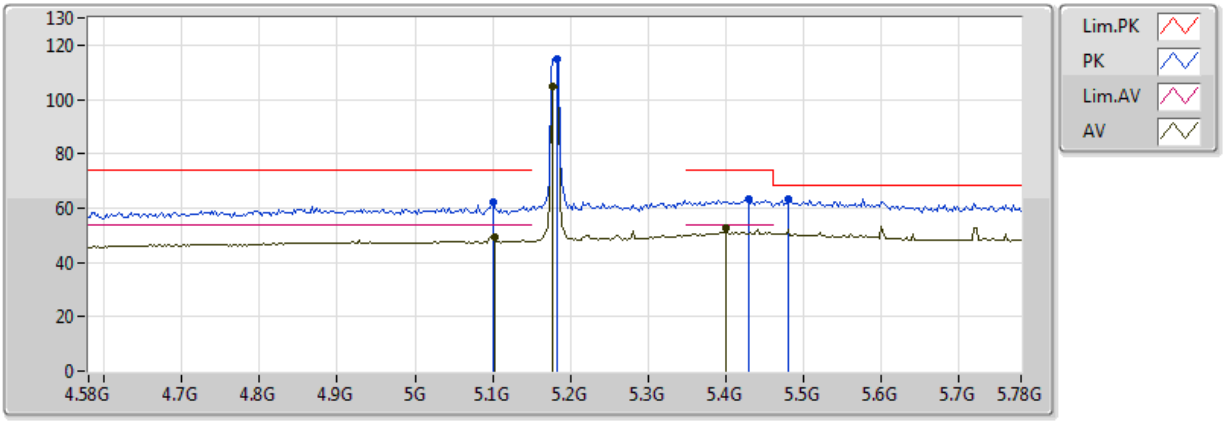

20170526
EUT X_2TX
Setting 12
05-M-01-10
FSP(100019)
No Shielding

Type	Freq(Hz)	Level(dBuV/m)	Limit(dBuV/m)	Margin(dB)	Factor(dB)	Dist(m)	Pol.(H/V)	Azimuth(°)	Height(m)	Comments
AV	5.1032G	49.54	54.00	-4.46	7.26	3	H	352	1.50	-
AV	5.1776G	104.73	Inf	-Inf	7.38	3	H	352	1.50	-
AV	5.4008G	52.92	54.00	-1.08	7.75	3	H	352	1.50	-
PK	5.1008G	62.45	74.00	-11.55	7.25	3	H	352	1.50	-
PK	5.1824G	114.95	Inf	-Inf	7.39	3	H	352	1.50	-
PK	5.48G	63.07	68.20	-5.13	7.88	3	H	352	1.50	-
PK	5.4296G	63.22	74.00	-10.78	7.80	3	H	352	1.50	-

802.11a_(6Mbps)_2TX

5180MHz_TX

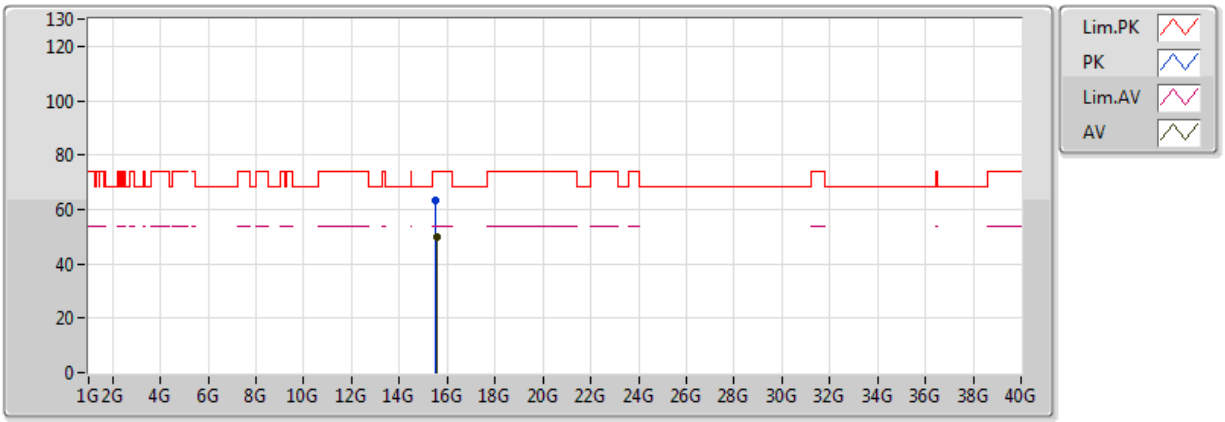

20170526
EUT X_2TX
Setting 12
05-M-01
FSP(100019)
No Shielding

Type	Freq(Hz)	Level(dBuV/m)	Limit(dBuV/m)	Margin(dB)	Factor(dB)	Dist(m)	Pol.(H/V)	Azimuth(°)	Height(m)	Comments
AV	15.5379G	50.10	54.00	-3.90	19.07	3	V	97	1.67	-
PK	15.53546G	63.53	74.00	-10.47	19.08	3	V	97	1.67	-

802.11a_(6Mbps)_2TX

5180MHz_TX

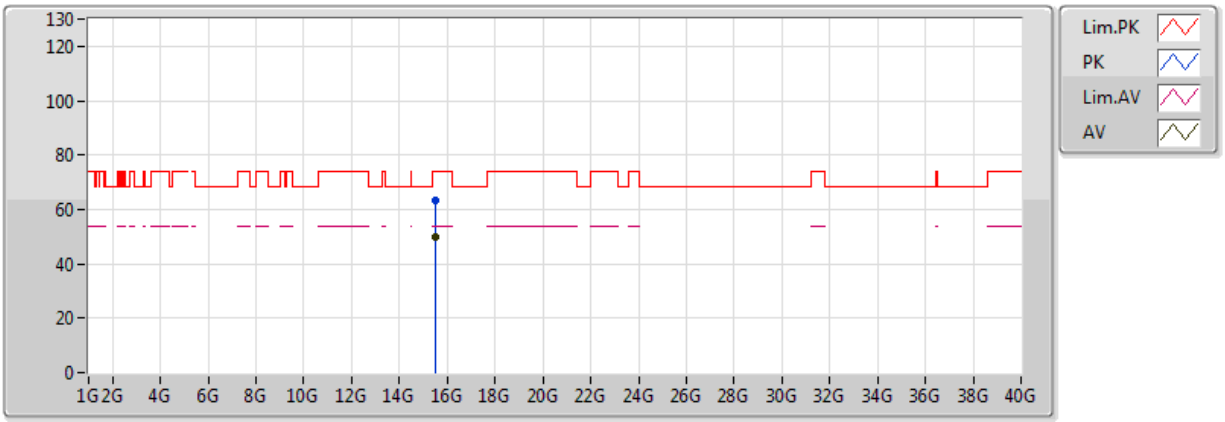

20170526
EUT X_2TX
Setting 12
05-M-01
FSP(100019)
No Shielding

Type	Freq(Hz)	Level(dBuV/m)	Limit(dBuV/m)	Margin(dB)	Factor(dB)	Dist(m)	Pol.(H/V)	Azimuth(°)	Height(m)	Comments
AV	15.53506G	50.14	54.00	-3.86	19.08	3	H	236	1.16	-
PK	15.53582G	63.19	74.00	-10.81	19.08	3	H	236	1.16	-

802.11a_(6Mbps)_2TX

5200MHz_TX

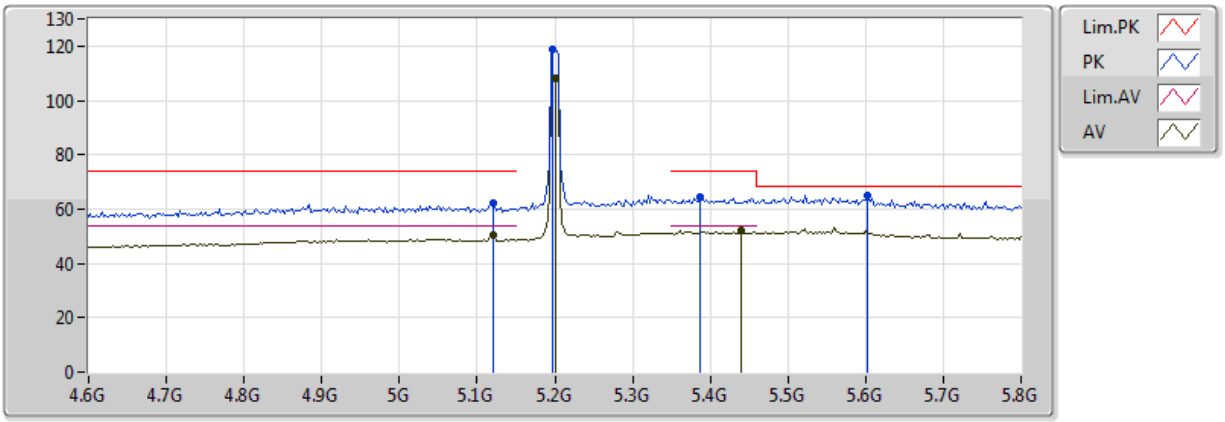

20170526
EUT X_2TX
Setting 14
05-M-01-10
FSP(100019)
No Shielding

Type	Freq(Hz)	Level(dBuV/m)	Limit(dBuV/m)	Margin(dB)	Factor(dB)	Dist(m)	Pol.(H/V)	Azimuth(°)	Height(m)	Comments
AV	5.1208G	50.40	54.00	-3.60	7.29	3	V	263	1.12	-
AV	5.2G	108.18	Inf	-Inf	7.42	3	V	263	1.12	-
AV	5.44G	52.18	54.00	-1.82	7.81	3	V	263	1.12	-
PK	5.1208G	62.02	74.00	-11.98	7.29	3	V	263	1.12	-
PK	5.1976G	118.73	Inf	-Inf	7.42	3	V	263	1.12	-
PK	5.6032G	64.82	68.20	-3.38	8.14	3	V	263	1.12	-
PK	5.3872G	64.47	74.00	-9.53	7.73	3	V	263	1.12	-

802.11a_(6Mbps)_2TX

5200MHz_TX

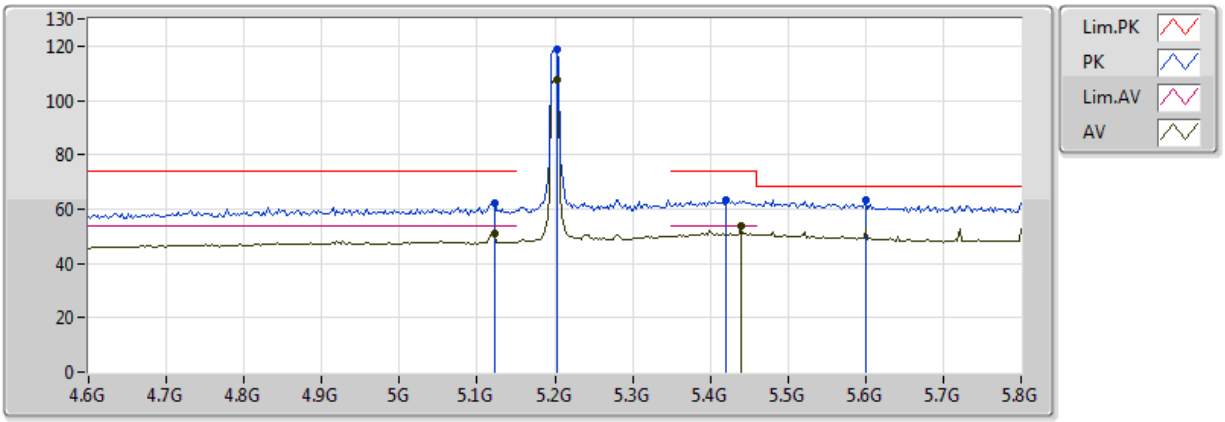

20170526
EUT X_2TX
Setting 14
05-M-01-10
FSP(100019)
No Shielding

Type	Freq(Hz)	Level(dBuV/m)	Limit(dBuV/m)	Margin(dB)	Factor(dB)	Dist(m)	Pol.(H/V)	Azimuth(°)	Height(m)	Comments
AV	5.1232G	50.86	54.00	-3.14	7.29	3	H	261	1.50	-
AV	5.2024G	107.74	Inf	-Inf	7.42	3	H	261	1.50	-
AV	5.44G	53.55	54.00	-0.45	7.81	3	H	261	1.50	-
PK	5.1232G	62.18	74.00	-11.82	7.29	3	H	261	1.50	-
PK	5.2024G	118.64	Inf	-Inf	7.42	3	H	261	1.50	-
PK	5.6008G	63.43	68.20	-4.77	8.13	3	H	261	1.50	-
PK	5.4208G	63.09	74.00	-10.91	7.78	3	H	261	1.50	-

802.11a_(6Mbps)_2TX

5200MHz_TX

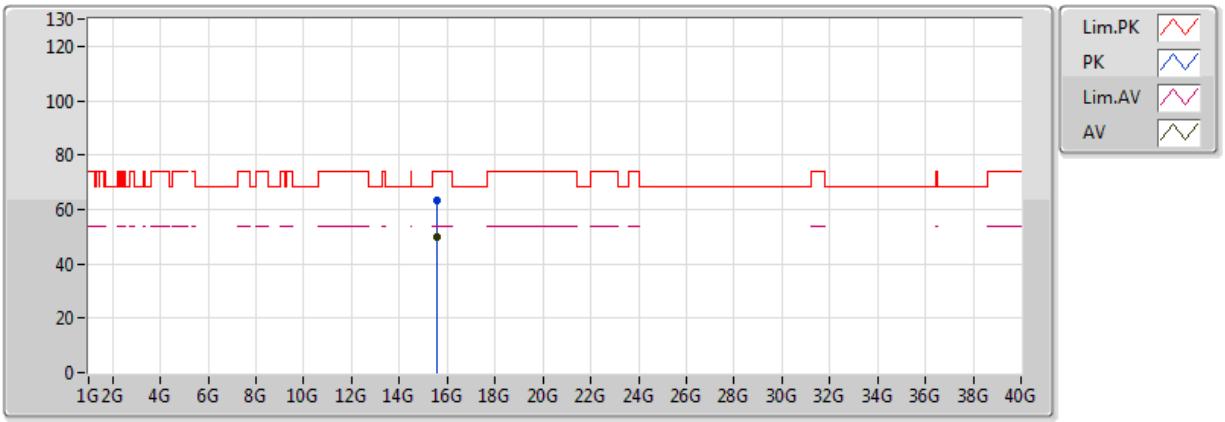

20170526
EUT X_2TX
Setting 14
05-M-01
FSP(100019)
No Shielding

Type	Freq(Hz)	Level(dBuV/m)	Limit(dBuV/m)	Margin(dB)	Factor(dB)	Dist(m)	Pol.(H/V)	Azimuth(°)	Height(m)	Comments
AV	15.59992G	49.88	54.00	-4.12	18.88	3	V	28	2.28	-
PK	15.59528G	63.16	74.00	-10.84	18.89	3	V	28	2.28	-

802.11a_(6Mbps)_2TX

5200MHz_TX

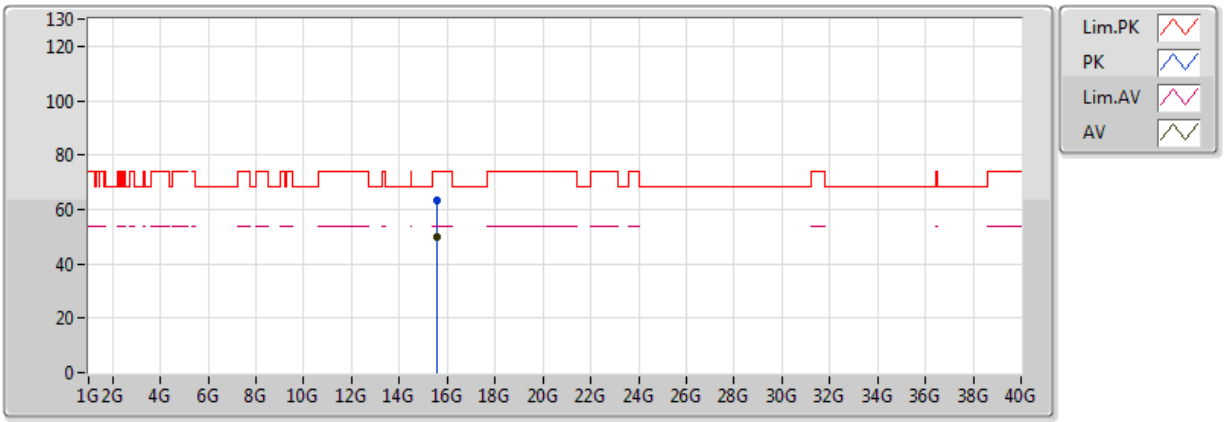

20170526
EUT X_2TX
Setting 14
05-M-01
FSP(100019)
No Shielding

Type	Freq(Hz)	Level(dBuV/m)	Limit(dBuV/m)	Margin(dB)	Factor(dB)	Dist(m)	Pol.(H/V)	Azimuth(°)	Height(m)	Comments
AV	15.59576G	49.93	54.00	-4.07	18.89	3	H	241	1.17	-
PK	15.5968G	63.41	74.00	-10.59	18.89	3	H	241	1.17	-

802.11a_(6Mbps)_2TX

5220MHz_TX

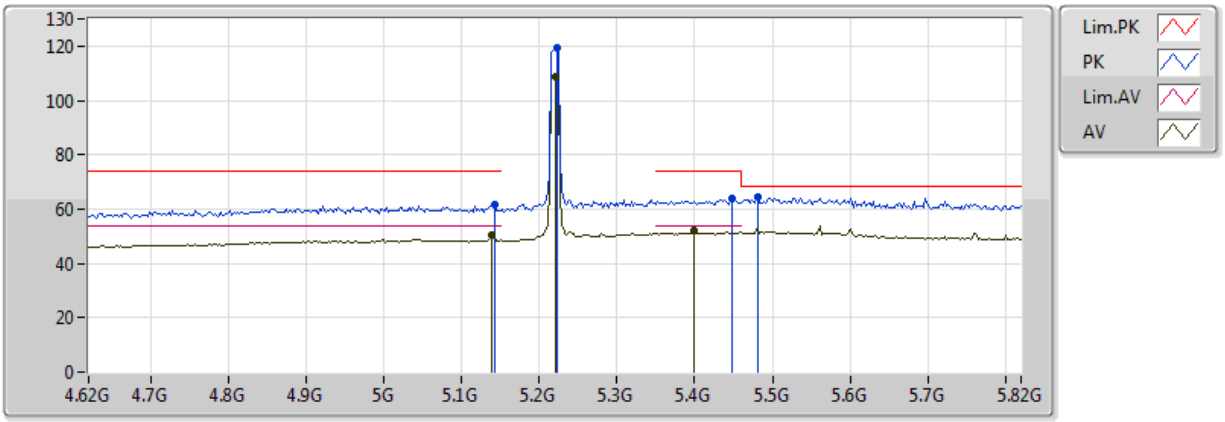

20170526
EUT X_2TX
Setting 15
05-M-01-10
FSP(100019)
No Shielding

Type	Freq(Hz)	Level(dBuV/m)	Limit(dBuV/m)	Margin(dB)	Factor(dB)	Dist(m)	Pol.(H/V)	Azimuth(°)	Height(m)	Comments
AV	5.1384G	50.59	54.00	-3.41	7.32	3	V	262	1.07	-
AV	5.22G	108.96	Inf	-Inf	7.45	3	V	262	1.07	-
AV	5.4G	52.11	54.00	-1.89	7.75	3	V	262	1.07	-
PK	5.1432G	61.58	74.00	-12.42	7.32	3	V	262	1.07	-
PK	5.2224G	119.33	Inf	-Inf	7.46	3	V	262	1.07	-
PK	5.4816G	64.23	68.20	-3.97	7.88	3	V	262	1.07	-
PK	5.448G	63.84	74.00	-10.16	7.83	3	V	262	1.07	-

802.11a_(6Mbps)_2TX

5220MHz_TX

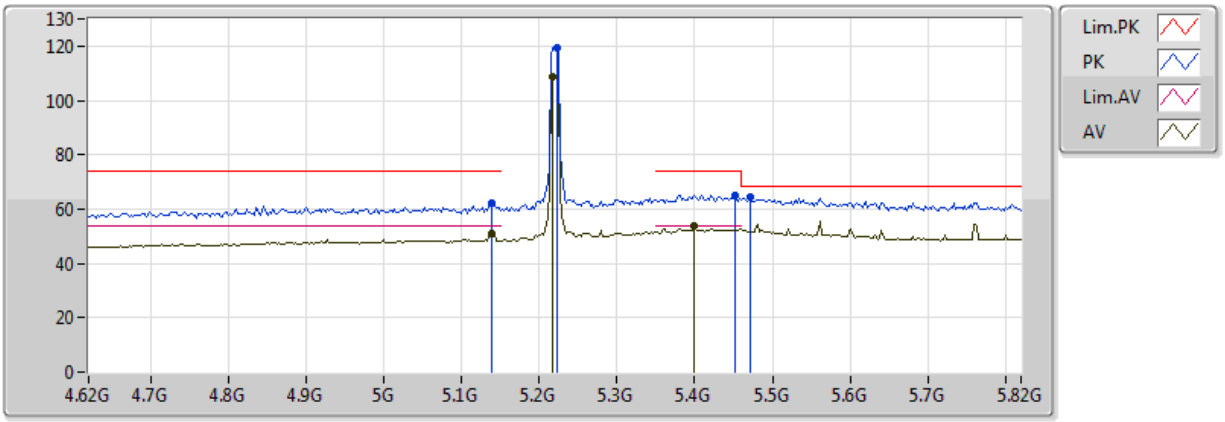

20170526
EUT X_2TX
Setting 15
05-M-01-10
FSP(100019)
No Shielding

Type	Freq(Hz)	Level(dBuV/m)	Limit(dBuV/m)	Margin(dB)	Factor(dB)	Dist(m)	Pol.(H/V)	Azimuth(°)	Height(m)	Comments
AV	5.1384G	50.89	54.00	-3.11	7.32	3	H	261	1.42	-
AV	5.2176G	108.71	Inf	-Inf	7.45	3	H	261	1.42	-
AV	5.4G	53.97	54.00	-0.03	7.75	3	H	261	1.42	-
PK	5.1384G	62.03	74.00	-11.97	7.32	3	H	261	1.42	-
PK	5.2224G	119.29	Inf	-Inf	7.46	3	H	261	1.42	-
PK	5.472G	64.67	68.20	-3.53	7.87	3	H	261	1.42	-
PK	5.4528G	64.99	74.00	-9.01	7.83	3	H	261	1.42	-

802.11a_(6Mbps)_2TX

5220MHz_TX

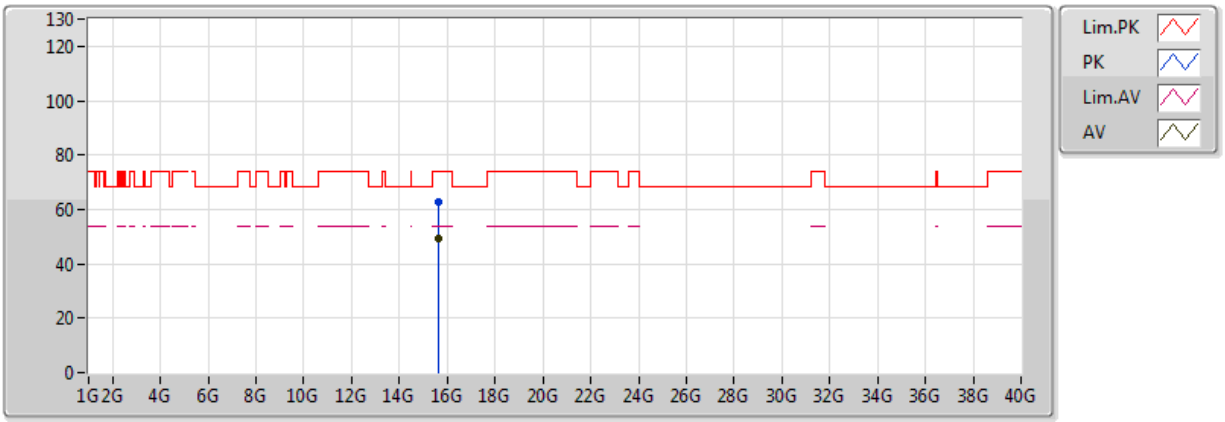

20170526
EUT X_2TX
Setting 15
05-M-01
FSP(100019)
No Shielding

Type	Freq(Hz)	Level(dBuV/m)	Limit(dBuV/m)	Margin(dB)	Factor(dB)	Dist(m)	Pol.(H/V)	Azimuth(°)	Height(m)	Comments
AV	15.66452G	49.48	54.00	-4.52	18.68	3	V	123	1.50	-
PK	15.66436G	62.88	74.00	-11.12	18.68	3	V	123	1.50	-

802.11a_(6Mbps)_2TX

5220MHz_TX

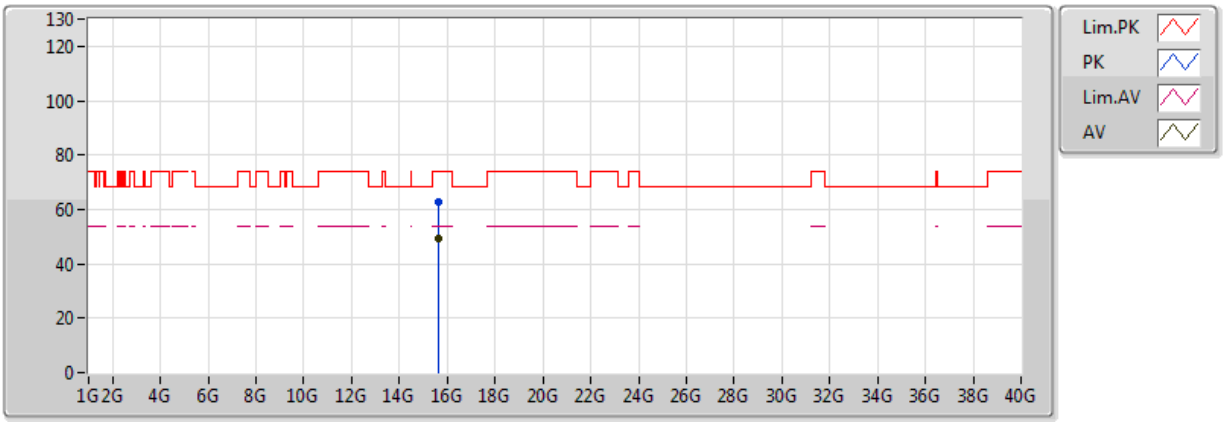

20170526
EUT X_2TX
Setting 15
05-M-01
FSP(100019)
No Shielding

Type	Freq(Hz)	Level(dBuV/m)	Limit(dBuV/m)	Margin(dB)	Factor(dB)	Dist(m)	Pol.(H/V)	Azimuth(°)	Height(m)	Comments
AV	15.65956G	49.26	54.00	-4.74	18.69	3	H	175	1.46	-
PK	15.66012G	63.03	74.00	-10.97	18.69	3	H	175	1.46	-

802.11a_(6Mbps)_2TX

5240MHz_TX

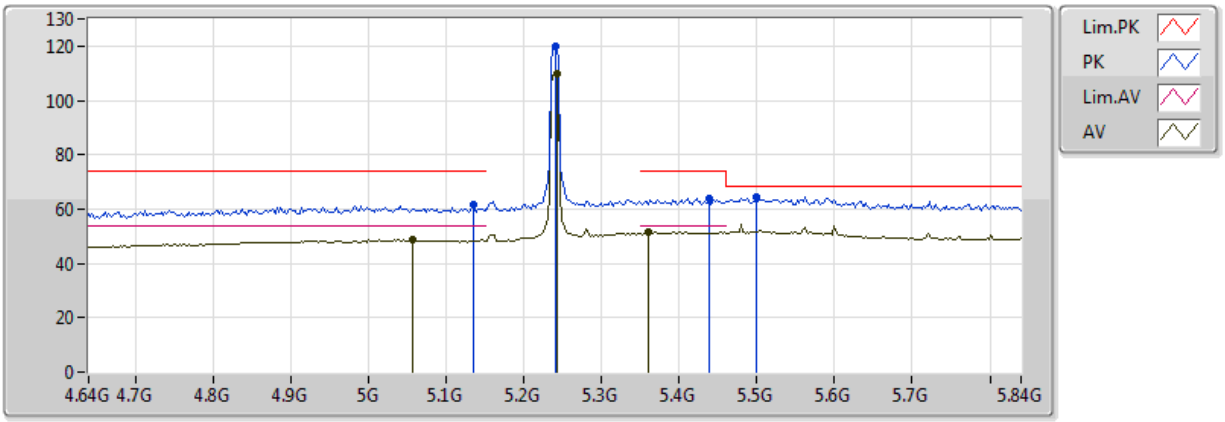

20170526
EUT X_2TX
Setting 15
05-M-01-10
FSP(100019)
No Shielding

Type	Freq(Hz)	Level(dBuV/m)	Limit(dBuV/m)	Margin(dB)	Factor(dB)	Dist(m)	Pol.(H/V)	Azimuth(°)	Height(m)	Comments
AV	5.0576G	48.61	54.00	-5.39	7.17	3	V	262	1.13	-
AV	5.2424G	109.58	Inf	-Inf	7.49	3	V	262	1.13	-
AV	5.36G	51.81	54.00	-2.19	7.69	3	V	262	1.13	-
PK	5.1344G	61.38	74.00	-12.62	7.31	3	V	262	1.13	-
PK	5.24G	119.71	Inf	-Inf	7.49	3	V	262	1.13	-
PK	5.4992G	64.31	68.20	-3.89	7.91	3	V	262	1.13	-
PK	5.4392G	63.94	74.00	-10.06	7.81	3	V	262	1.13	-

802.11a_(6Mbps)_2TX

5240MHz_TX

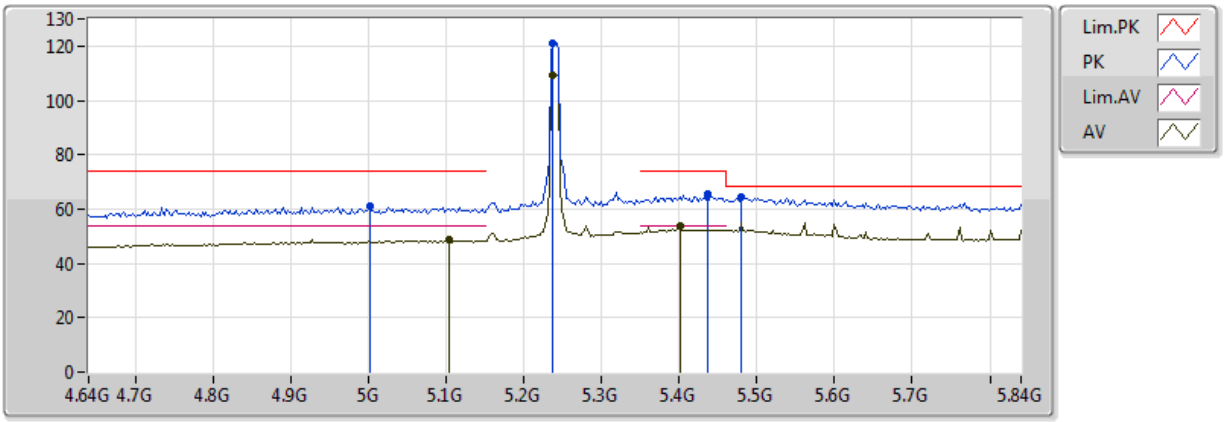

20170526
EUT X_2TX
Setting 15
05-M-01-10
FSP(100019)
No Shielding

Type	Freq(Hz)	Level(dBuV/m)	Limit(dBuV/m)	Margin(dB)	Factor(dB)	Dist(m)	Pol.(H/V)	Azimuth(°)	Height(m)	Comments
AV	5.1032G	48.51	54.00	-5.49	7.26	3	H	262	1.40	-
AV	5.2376G	109.27	Inf	-Inf	7.48	3	H	262	1.40	-
AV	5.4008G	53.59	54.00	-0.41	7.75	3	H	262	1.40	-
PK	5.0024G	61.08	74.00	-12.92	7.06	3	H	262	1.40	-
PK	5.2376G	121.16	Inf	-Inf	7.48	3	H	262	1.40	-
PK	5.48G	64.62	68.20	-3.58	7.88	3	H	262	1.40	-
PK	5.4368G	65.56	74.00	-8.44	7.81	3	H	262	1.40	-

802.11a_(6Mbps)_2TX

5240MHz_TX

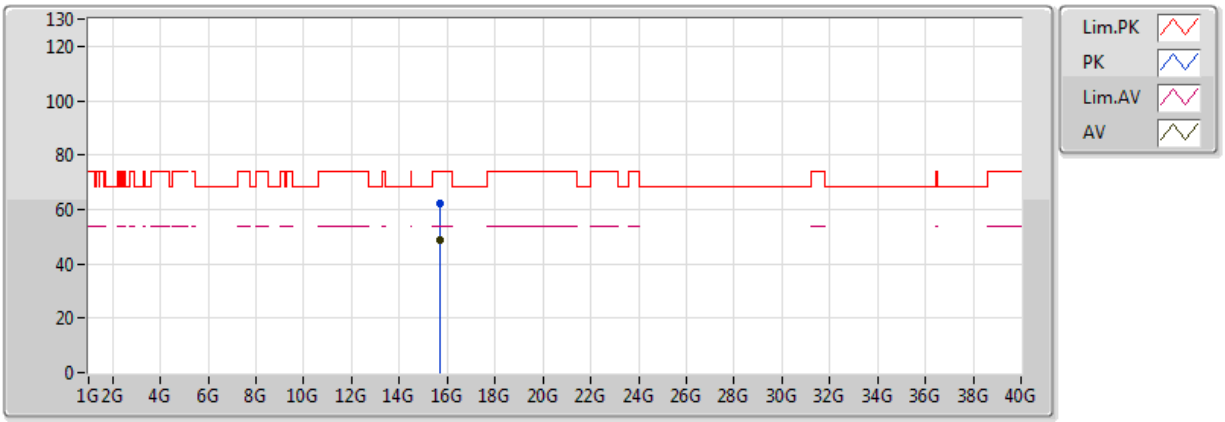

20170526
EUT X_2TX
Setting 15
05-M-01
FSP(100019)
No Shielding

Type	Freq(Hz)	Level(dBuV/m)	Limit(dBuV/m)	Margin(dB)	Factor(dB)	Dist(m)	Pol.(H/V)	Azimuth(°)	Height(m)	Comments
AV	15.7201G	48.62	54.00	-5.38	18.50	3	V	288	1.57	-
PK	15.71562G	62.35	74.00	-11.65	18.52	3	V	288	1.57	-

802.11a_(6Mbps)_2TX

5240MHz_TX

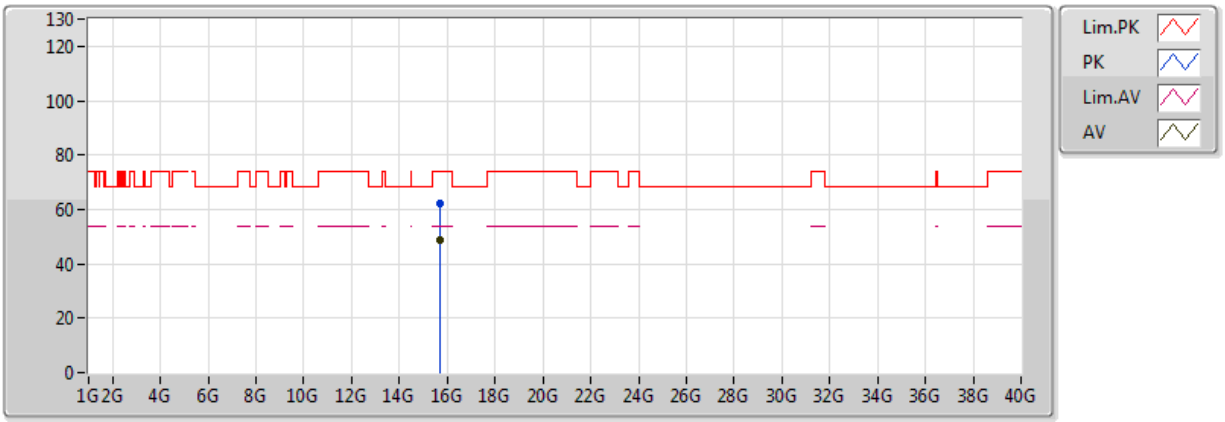

20170526
EUT X_2TX
Setting 15
05-M-01
FSP(100019)
No Shielding

Type	Freq(Hz)	Level(dBuV/m)	Limit(dBuV/m)	Margin(dB)	Factor(dB)	Dist(m)	Pol.(H/V)	Azimuth(°)	Height(m)	Comments
AV	15.7233G	48.95	54.00	-5.05	18.49	3	H	130	1.65	-
PK	15.72122G	62.40	74.00	-11.60	18.50	3	H	130	1.65	-

802.11a_(6Mbps)_2TX

5745MHz_TX

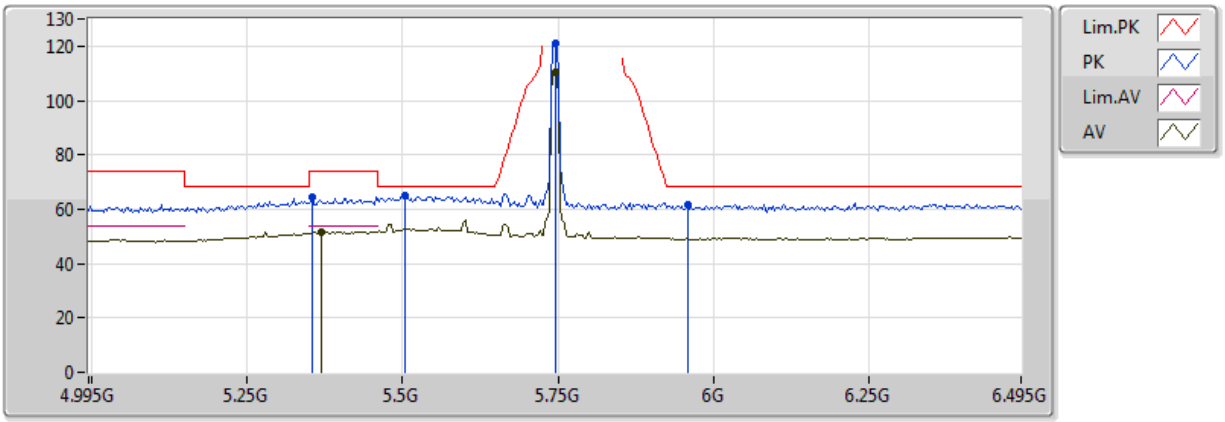

20170526
EUT X_2TX
Setting 14
05-M-01-10
FSP(100019)
No Shielding

Type	Freq(Hz)	Level(dBuV/m)	Limit(dBuV/m)	Margin(dB)	Factor(dB)	Dist(m)	Pol.(H/V)	Azimuth(°)	Height(m)	Comments
AV	5.37G	51.73	54.00	-2.27	7.70	3	V	262	1.21	-
AV	5.745G	110.66	Inf	-Inf	8.40	3	V	262	1.21	-
PK	5.505G	65.13	68.20	-3.07	7.92	3	V	262	1.21	-
PK	5.745G	121.14	Inf	-Inf	8.40	3	V	262	1.21	-
PK	5.958G	61.48	68.20	-6.72	8.91	3	V	262	1.21	-
PK	5.355G	64.47	74.00	-9.53	7.68	3	V	262	1.21	-

802.11a_(6Mbps)_2TX

5745MHz_TX

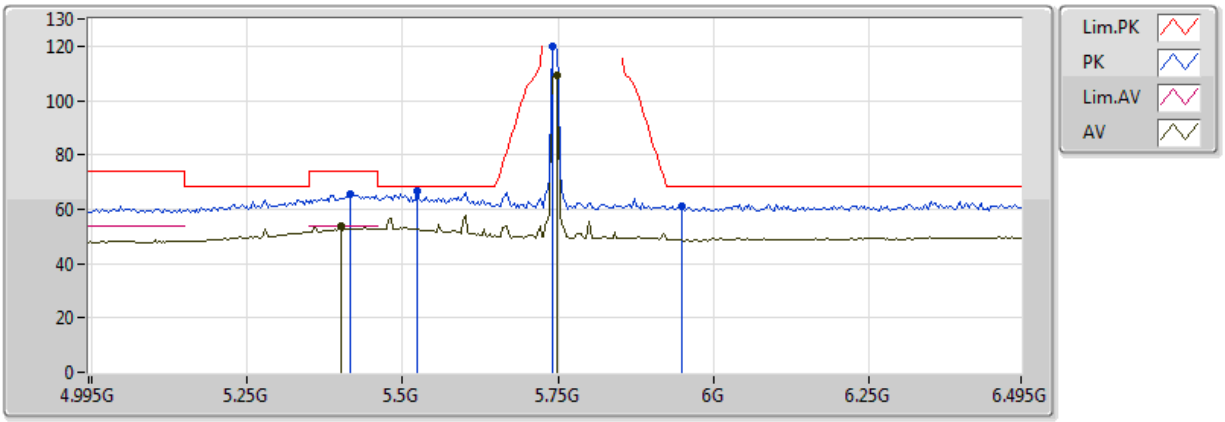

20170526
EUT X_2TX
Setting 14
05-M-01-10
FSP(100019)
No Shielding

Type	Freq(Hz)	Level(dBuV/m)	Limit(dBuV/m)	Margin(dB)	Factor(dB)	Dist(m)	Pol.(H/V)	Azimuth(°)	Height(m)	Comments
AV	5.4G	53.86	54.00	-0.14	7.75	3	H	264	1.34	-
AV	5.748G	109.13	Inf	-Inf	8.40	3	H	264	1.34	-
PK	5.523G	66.42	68.20	-1.78	7.96	3	H	264	1.34	-
PK	5.742G	120.00	Inf	-Inf	8.39	3	H	264	1.34	-
PK	5.949G	61.13	68.20	-7.07	8.88	3	H	264	1.34	-
PK	5.415G	65.40	74.00	-8.60	7.77	3	H	264	1.34	-

802.11a_(6Mbps)_2TX

5745MHz_TX

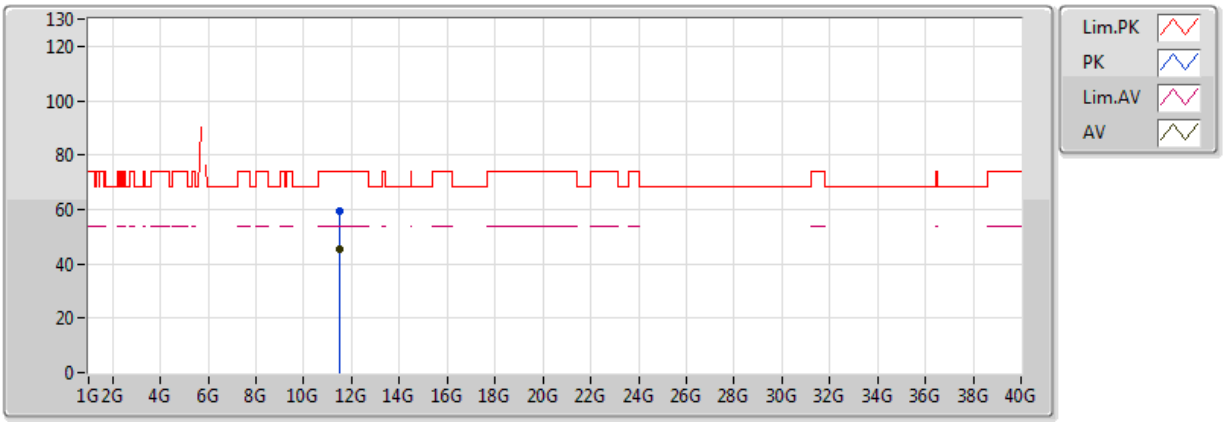

20170526
EUT X_2TX
Setting 14
05-M-01
FSP(100019)
No Shielding

Type	Freq(Hz)	Level(dBuV/m)	Limit(dBuV/m)	Margin(dB)	Factor(dB)	Dist(m)	Pol.(H/V)	Azimuth(°)	Height(m)	Comments
AV	11.48972G	45.44	54.00	-8.56	18.00	3	V	215	1.50	-
PK	11.48954G	59.23	74.00	-14.77	18.00	3	V	215	1.50	-

802.11a_(6Mbps)_2TX

5745MHz_TX

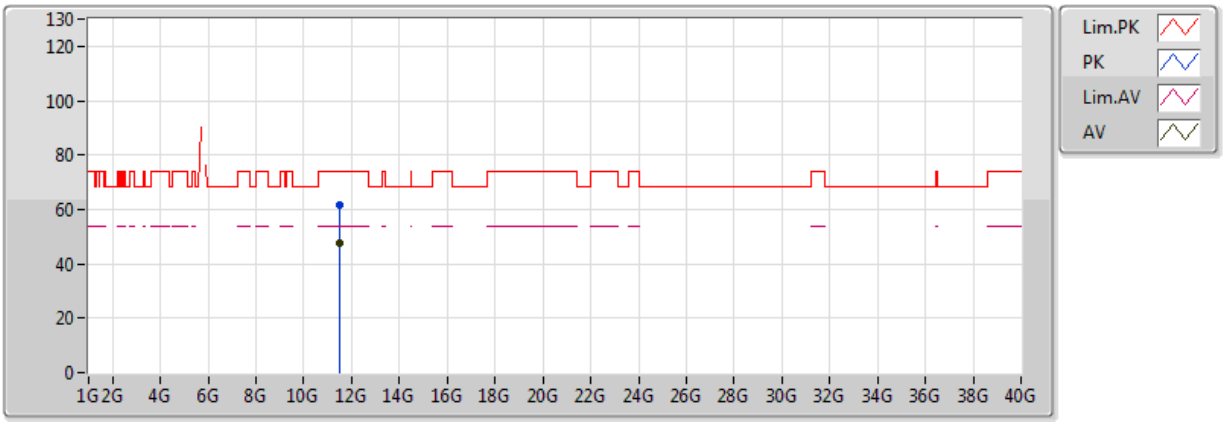

20170526
EUT X_2TX
Setting 14
05-M-01
FSP(100019)
No Shielding

Type	Freq(Hz)	Level(dBuV/m)	Limit(dBuV/m)	Margin(dB)	Factor(dB)	Dist(m)	Pol.(H/V)	Azimuth(°)	Height(m)	Comments
AV	11.48912G	47.67	54.00	-6.33	18.00	3	H	255	1.50	-
PK	11.48938G	61.80	74.00	-12.20	18.00	3	H	255	1.50	-

802.11a_(6Mbps)_2TX

5765MHz_TX

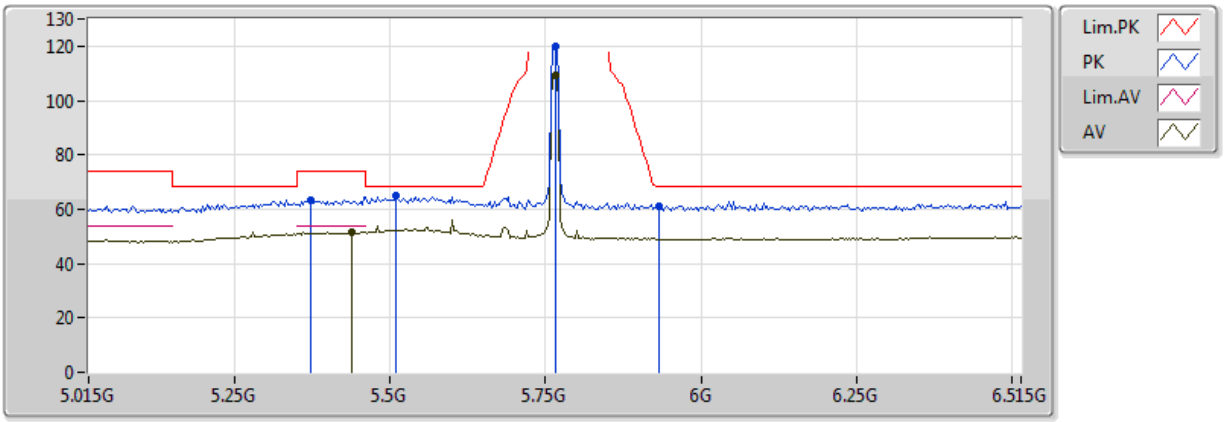

20170526
EUT X_2TX
Setting 13
05-M-01-10
FSP(100019)
No Shielding

Type	Freq(Hz)	Level(dBuV/m)	Limit(dBuV/m)	Margin(dB)	Factor(dB)	Dist(m)	Pol.(H/V)	Azimuth(°)	Height(m)	Comments
AV	5.438G	51.76	54.00	-2.24	7.81	3	V	261	1.20	-
AV	5.765G	109.31	Inf	-Inf	8.43	3	V	261	1.20	-
PK	5.51G	65.07	68.20	-3.13	7.93	3	V	261	1.20	-
PK	5.765G	120.04	Inf	-Inf	8.43	3	V	261	1.20	-
PK	5.933G	61.18	68.20	-7.02	8.84	3	V	261	1.20	-
PK	5.372G	63.51	74.00	-10.49	7.71	3	V	261	1.20	-

802.11a_(6Mbps)_2TX

5765MHz_TX

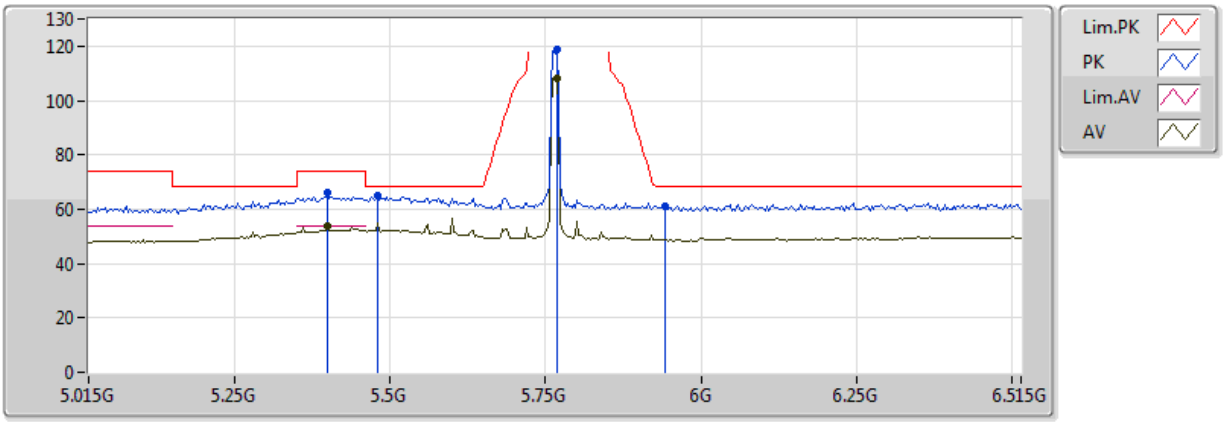

20170526
EUT X_2TX
Setting 13
05-M-01-10
FSP(100019)
No Shielding

Type	Freq(Hz)	Level(dBuV/m)	Limit(dBuV/m)	Margin(dB)	Factor(dB)	Dist(m)	Pol.(H/V)	Azimuth(°)	Height(m)	Comments
AV	5.399G	53.57	54.00	-0.43	7.75	3	H	263	1.50	-
AV	5.768G	108.02	Inf	-Inf	8.44	3	H	263	1.50	-
PK	5.48G	65.26	68.20	-2.94	7.88	3	H	263	1.50	-
PK	5.768G	118.98	Inf	-Inf	8.44	3	H	263	1.50	-
PK	5.942G	61.12	68.20	-7.08	8.87	3	H	263	1.50	-
PK	5.399G	66.30	74.00	-7.70	7.75	3	H	263	1.50	-

802.11a_(6Mbps)_2TX

5765MHz_TX

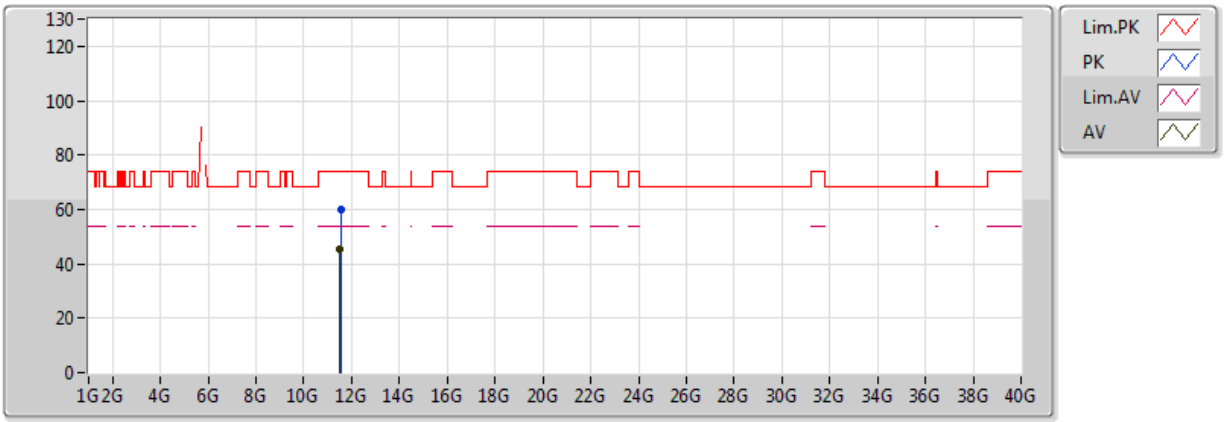

20170526
EUT X_2TX
Setting 13
05-M-01
FSP(100019)
No Shielding

Type	Freq(Hz)	Level(dBuV/m)	Limit(dBuV/m)	Margin(dB)	Factor(dB)	Dist(m)	Pol.(H/V)	Azimuth(°)	Height(m)	Comments
AV	11.52824G	45.18	54.00	-8.82	17.95	3	V	279	1.76	-
PK	11.53194G	59.96	74.00	-14.04	17.95	3	V	279	1.76	-

802.11a_(6Mbps)_2TX

5765MHz_TX

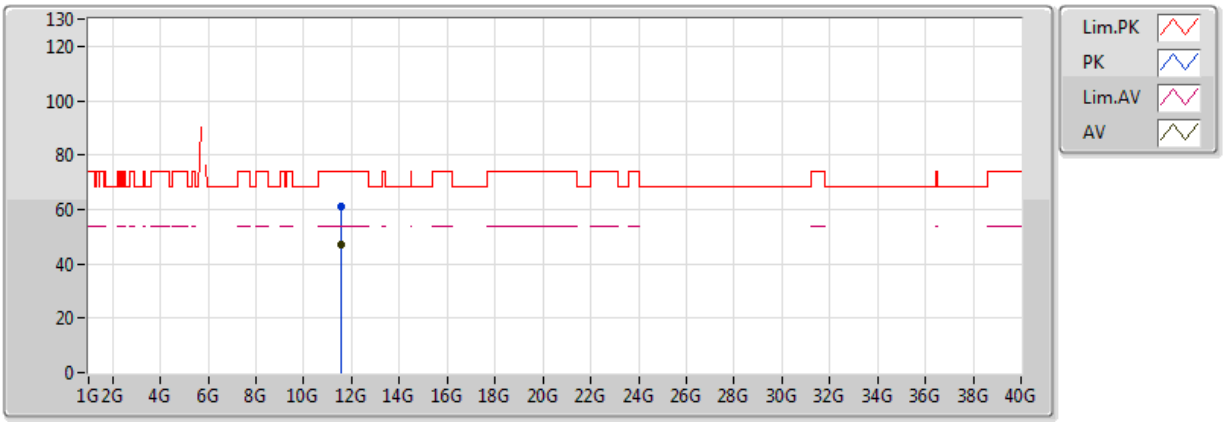

20170526
EUT X_2TX
Setting 13
05-M-01
FSP(100019)
No Shielding

Type	Freq(Hz)	Level(dBuV/m)	Limit(dBuV/m)	Margin(dB)	Factor(dB)	Dist(m)	Pol.(H/V)	Azimuth(°)	Height(m)	Comments
AV	11.5348G	47.32	54.00	-6.68	17.94	3	H	284	2.49	-
PK	11.53418G	61.19	74.00	-12.81	17.95	3	H	284	2.49	-

802.11a_(6Mbps)_2TX

5785MHz_TX

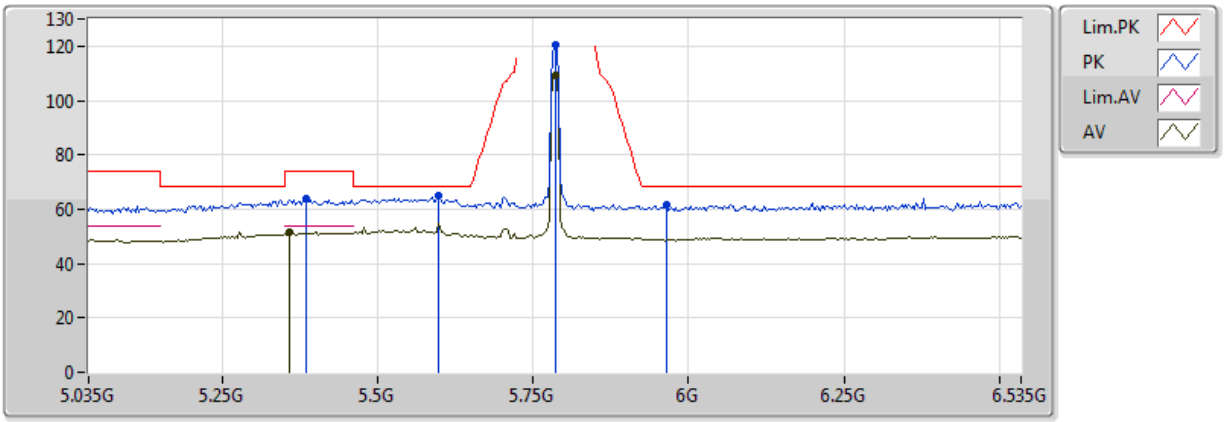

20170526
EUT X_2TX
Setting 12.5
05-M-01-10
FSP(100019)
No Shielding

Type	Freq(Hz)	Level(dBuV/m)	Limit(dBuV/m)	Margin(dB)	Factor(dB)	Dist(m)	Pol.(H/V)	Azimuth(°)	Height(m)	Comments
AV	5.359G	51.30	54.00	-2.70	7.68	3	V	260	1.20	-
AV	5.785G	109.11	Inf	-Inf	8.47	3	V	260	1.20	-
PK	5.599G	64.85	68.20	-3.35	8.13	3	V	260	1.20	-
PK	5.785G	120.32	Inf	-Inf	8.47	3	V	260	1.20	-
PK	5.965G	61.41	68.20	-6.79	8.92	3	V	260	1.20	-
PK	5.386G	63.61	74.00	-10.39	7.73	3	V	260	1.20	-

802.11a_(6Mbps)_2TX

5785MHz_TX

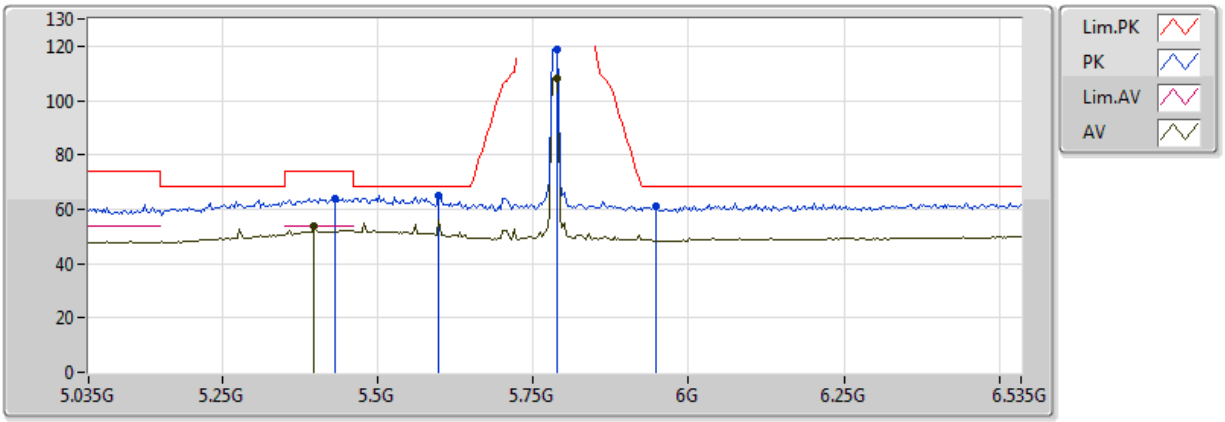

20170526
EUT X_2TX
Setting 12.5
05-M-01-10
FSP(100019)
No Shielding

Type	Freq(Hz)	Level(dBuV/m)	Limit(dBuV/m)	Margin(dB)	Factor(dB)	Dist(m)	Pol.(H/V)	Azimuth(°)	Height(m)	Comments
AV	5.398G	53.56	54.00	-0.44	7.75	3	H	262	1.39	-
AV	5.788G	108.29	Inf	-Inf	8.48	3	H	262	1.39	-
PK	5.599G	64.97	68.20	-3.23	8.13	3	H	262	1.39	-
PK	5.788G	118.84	Inf	-Inf	8.48	3	H	262	1.39	-
PK	5.947G	60.83	68.20	-7.37	8.88	3	H	262	1.39	-
PK	5.431G	64.15	74.00	-9.85	7.80	3	H	262	1.39	-

802.11a_(6Mbps)_2TX

5785MHz_TX

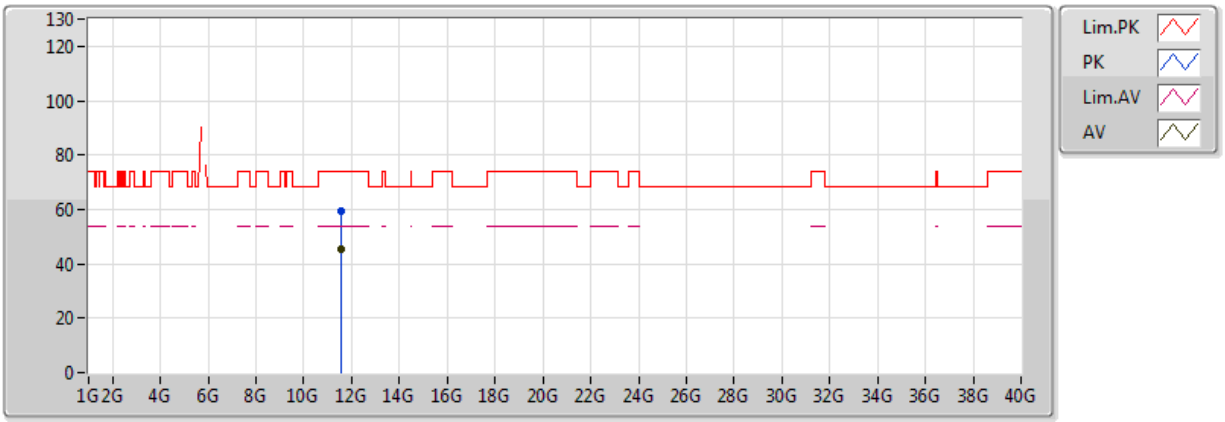

20170526
EUT X_2TX
Setting 12.5
05-M-01
FSP(100019)
No Shielding

Type	Freq(Hz)	Level(dBuV/m)	Limit(dBuV/m)	Margin(dB)	Factor(dB)	Dist(m)	Pol.(H/V)	Azimuth(°)	Height(m)	Comments
AV	11.57004G	45.35	54.00	-8.65	17.90	3	V	162	1.63	-
PK	11.56884G	59.43	74.00	-14.57	17.90	3	V	162	1.63	-

802.11a_(6Mbps)_2TX

5785MHz_TX

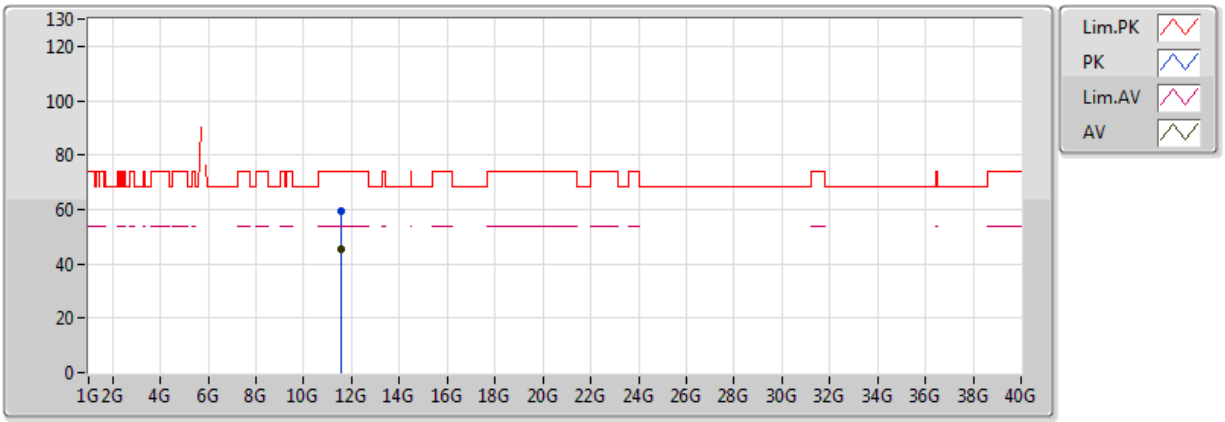

20170526
EUT X_2TX
Setting 12.5
05-M-01
FSP(100019)
No Shielding

Type	Freq(Hz)	Level(dBuV/m)	Limit(dBuV/m)	Margin(dB)	Factor(dB)	Dist(m)	Pol.(H/V)	Azimuth(°)	Height(m)	Comments
AV	11.5721G	45.52	54.00	-8.48	17.90	3	H	147	1.44	-
PK	11.5747G	59.42	74.00	-14.58	17.90	3	H	147	1.44	-

802.11a_(6Mbps)_2TX

5805MHz_TX

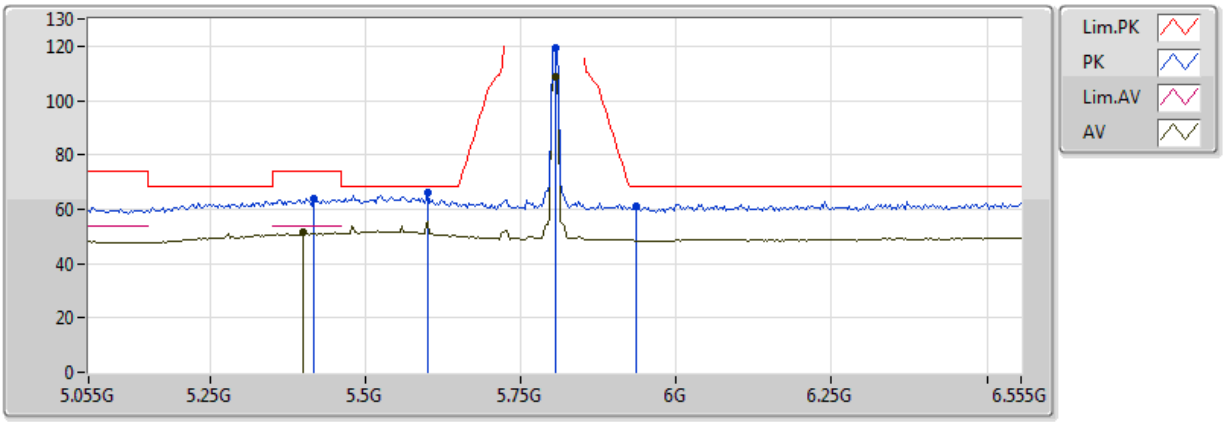

20170526
EUT X_2TX
Setting 12
05-M-01-10
FSP(100019)
No Shielding

Type	Freq(Hz)	Level(dBuV/m)	Limit(dBuV/m)	Margin(dB)	Factor(dB)	Dist(m)	Pol.(H/V)	Azimuth(°)	Height(m)	Comments
AV	5.4G	51.50	54.00	-2.50	7.75	3	V	260	1.12	-
AV	5.805G	108.43	Inf	-Inf	8.51	3	V	260	1.12	-
PK	5.601G	65.86	68.20	-2.34	8.13	3	V	260	1.12	-
PK	5.805G	119.58	Inf	-Inf	8.51	3	V	260	1.12	-
PK	5.937G	60.85	68.20	-7.35	8.85	3	V	260	1.12	-
PK	5.418G	64.00	74.00	-10.00	7.78	3	V	260	1.12	-

802.11a_(6Mbps)_2TX

5805MHz_TX

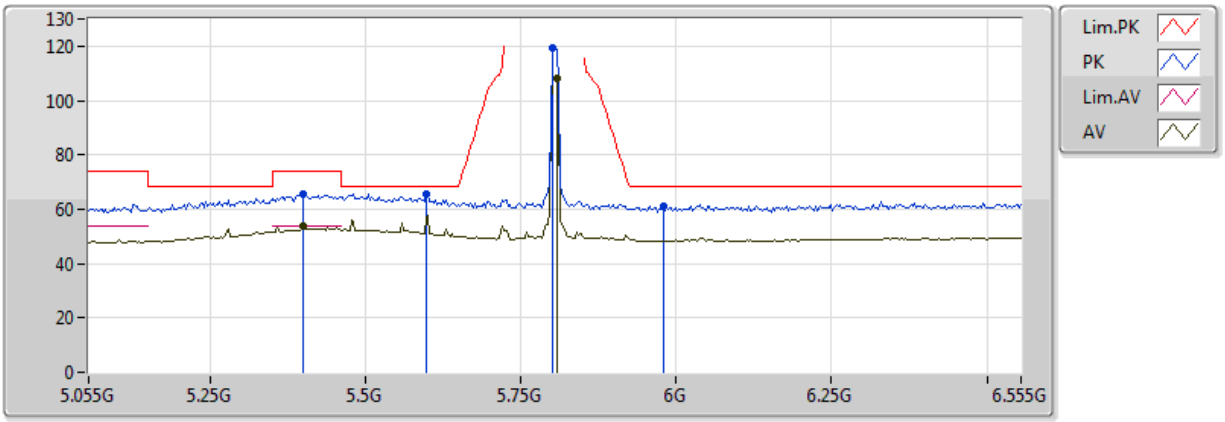

20170526
EUT X_2TX
Setting 12
05-M-01-10
FSP(100019)
No Shielding

Type	Freq(Hz)	Level(dBuV/m)	Limit(dBuV/m)	Margin(dB)	Factor(dB)	Dist(m)	Pol.(H/V)	Azimuth(°)	Height(m)	Comments
AV	5.4G	53.94	54.00	-0.06	7.75	3	H	261	1.37	-
AV	5.808G	108.37	Inf	-Inf	8.52	3	H	261	1.37	-
PK	5.598G	65.63	68.20	-2.57	8.13	3	H	261	1.37	-
PK	5.802G	119.35	Inf	-Inf	8.51	3	H	261	1.37	-
PK	5.979G	61.00	68.20	-7.20	8.96	3	H	261	1.37	-
PK	5.4G	65.41	74.00	-8.59	7.75	3	H	261	1.37	-

802.11a_(6Mbps)_2TX

5805MHz_TX

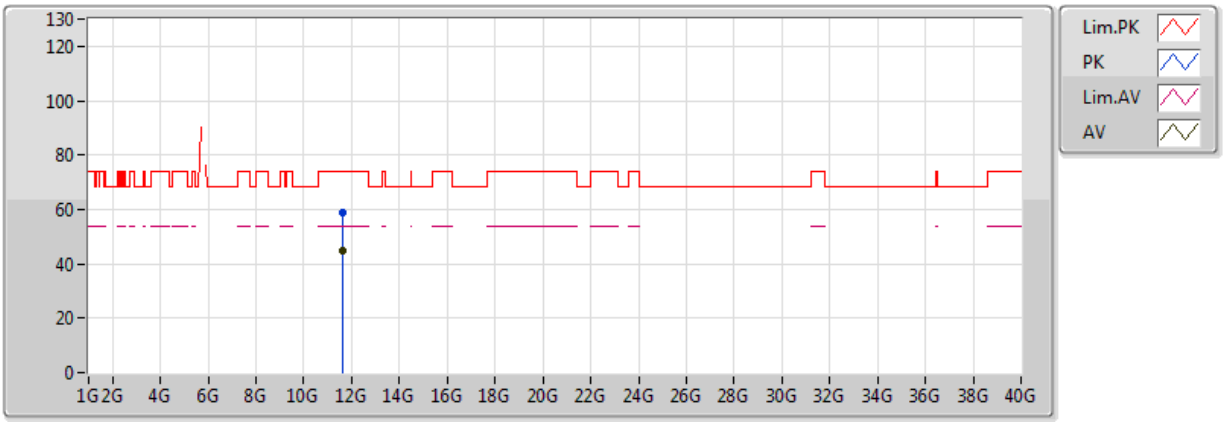

20170526
EUT X_2TX
Setting 12
05-M-01
FSP(100019)
No Shielding

Type	Freq(Hz)	Level(dBuV/m)	Limit(dBuV/m)	Margin(dB)	Factor(dB)	Dist(m)	Pol.(H/V)	Azimuth(°)	Height(m)	Comments
AV	11.61158G	44.71	54.00	-9.29	17.85	3	V	271	2.27	-
PK	11.60564G	58.74	74.00	-15.26	17.86	3	V	271	2.27	-

802.11a_(6Mbps)_2TX

5805MHz_TX

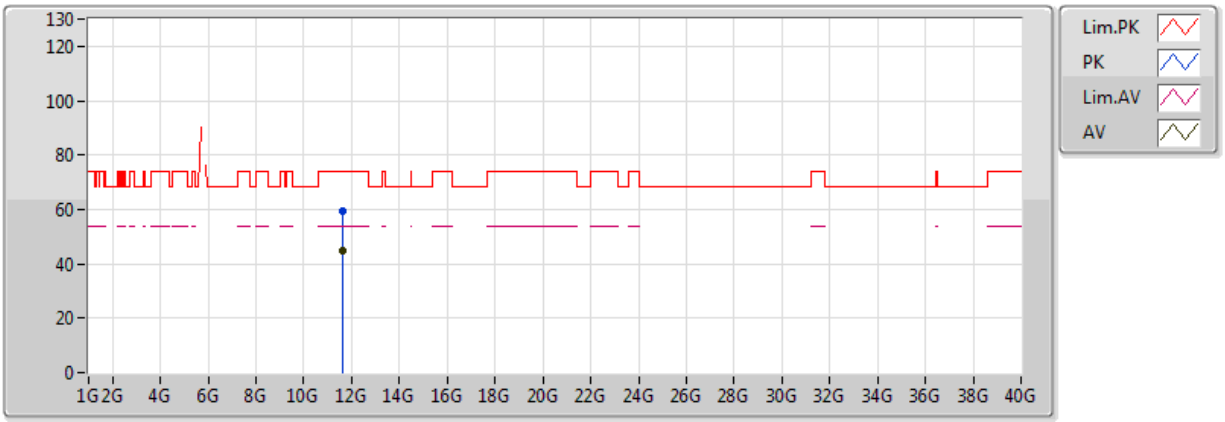

20170526
EUT X_2TX
Setting 12
05-M-01
FSP(100019)
No Shielding

Type	Freq(Hz)	Level(dBuV/m)	Limit(dBuV/m)	Margin(dB)	Factor(dB)	Dist(m)	Pol.(H/V)	Azimuth(°)	Height(m)	Comments
AV	11.6139G	44.79	54.00	-9.21	17.85	3	H	38	2.45	-
PK	11.6086G	59.15	74.00	-14.85	17.86	3	H	38	2.45	-

HT10_Nss1,(MCS0)_2TX

5180MHz_TX

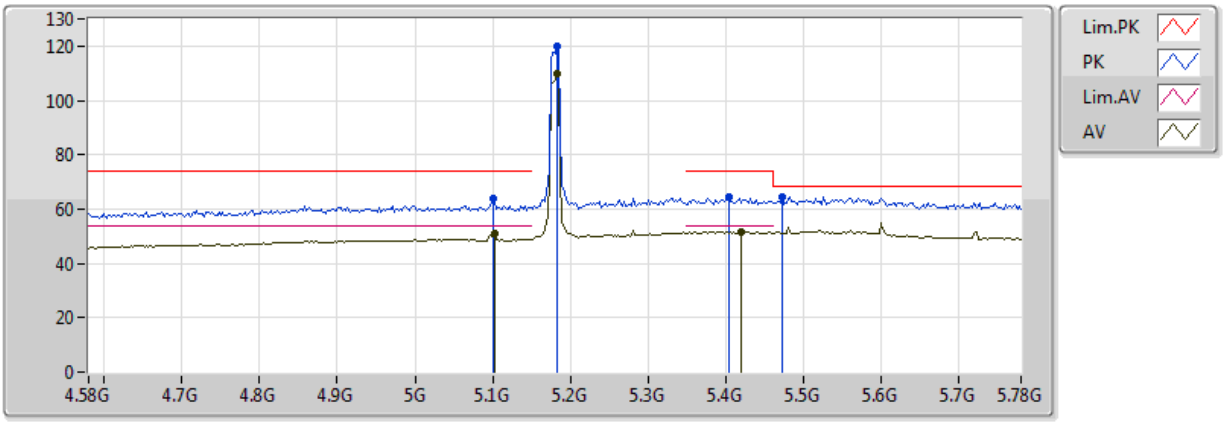

20170526
EUT X_2TX
Setting 16
05-M-01-10
FSP(100019)
No Shielding

Type	Freq(Hz)	Level(dBuV/m)	Limit(dBuV/m)	Margin(dB)	Factor(dB)	Dist(m)	Pol.(H/V)	Azimuth(°)	Height(m)	Comments
AV	5.1032G	51.14	54.00	-2.86	7.26	3	V	258	1.15	-
AV	5.1824G	109.75	Inf	-Inf	7.39	3	V	258	1.15	-
AV	5.42G	51.78	54.00	-2.22	7.78	3	V	258	1.15	-
PK	5.1008G	64.03	74.00	-9.97	7.25	3	V	258	1.15	-
PK	5.1824G	119.91	Inf	-Inf	7.39	3	V	258	1.15	-
PK	5.4728G	64.49	68.20	-3.71	7.87	3	V	258	1.15	-
PK	5.4032G	64.64	74.00	-9.36	7.76	3	V	258	1.15	-

HT10_Nss1,(MCS0)_2TX

5180MHz_TX

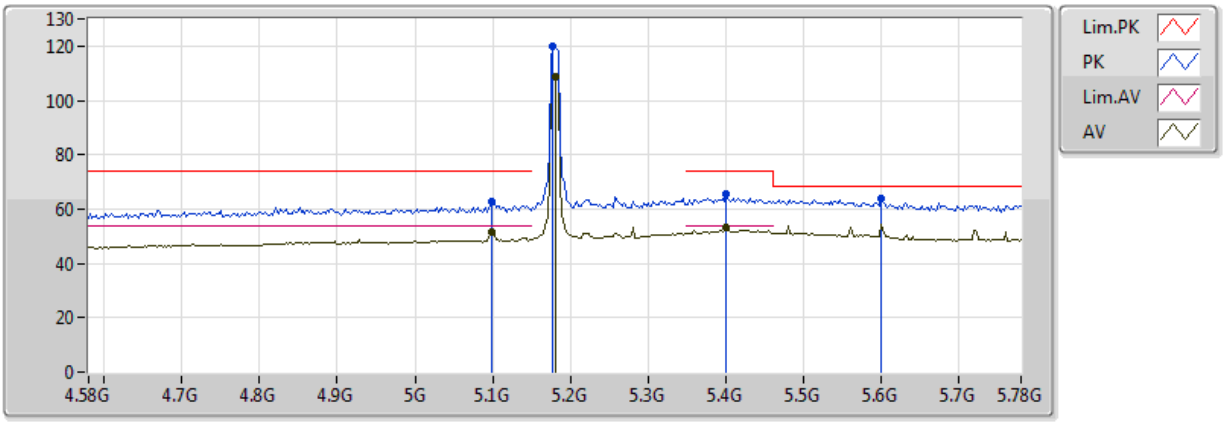

20170526
EUT X_2TX
Setting 16
05-M-01-10
FSP(100019)
No Shielding

Type	Freq(Hz)	Level(dBuV/m)	Limit(dBuV/m)	Margin(dB)	Factor(dB)	Dist(m)	Pol.(H/V)	Azimuth(°)	Height(m)	Comments
AV	5.0984G	51.41	54.00	-2.59	7.25	3	H	258	1.50	-
AV	5.18G	108.45	Inf	-Inf	7.39	3	H	258	1.50	-
AV	5.4008G	53.36	54.00	-0.64	7.75	3	H	258	1.50	-
PK	5.0984G	62.95	74.00	-11.05	7.25	3	H	258	1.50	-
PK	5.1776G	119.79	Inf	-Inf	7.38	3	H	258	1.50	-
PK	5.6G	63.98	68.20	-4.22	8.13	3	H	258	1.50	-
PK	5.4008G	65.33	74.00	-8.67	7.75	3	H	258	1.50	-

HT10_Nss1,(MCS0)_2TX

5180MHz_TX

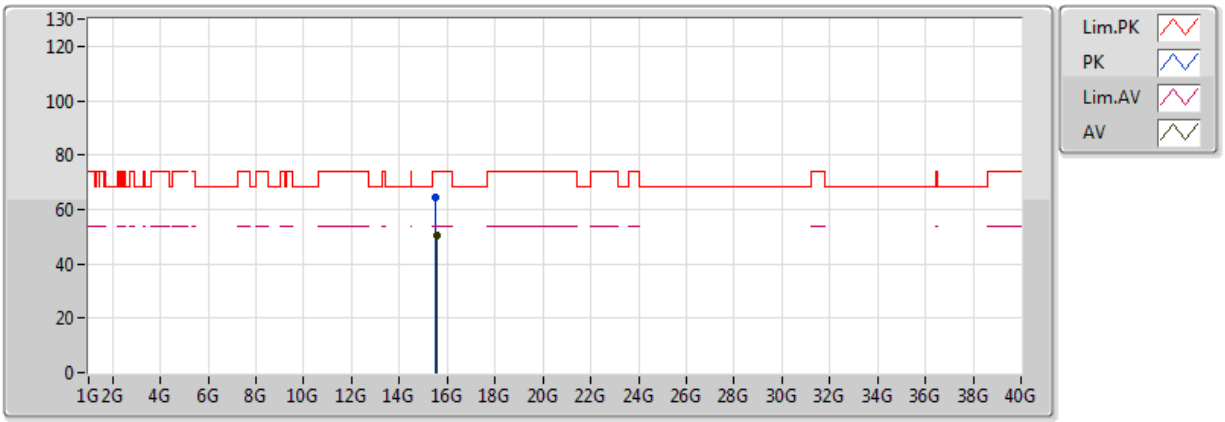

20170526
EUT X_2TX
Setting 16
05-M-01
FSP(100019)
No Shielding

Type	Freq(Hz)	Level(dBuV/m)	Limit(dBuV/m)	Margin(dB)	Factor(dB)	Dist(m)	Pol.(H/V)	Azimuth(°)	Height(m)	Comments
AV	15.54392G	50.71	54.00	-3.29	19.05	3	V	239	1.73	-
PK	15.53622G	64.19	74.00	-9.81	19.08	3	V	239	1.73	-

HT10_Nss1,(MCS0)_2TX

5180MHz_TX

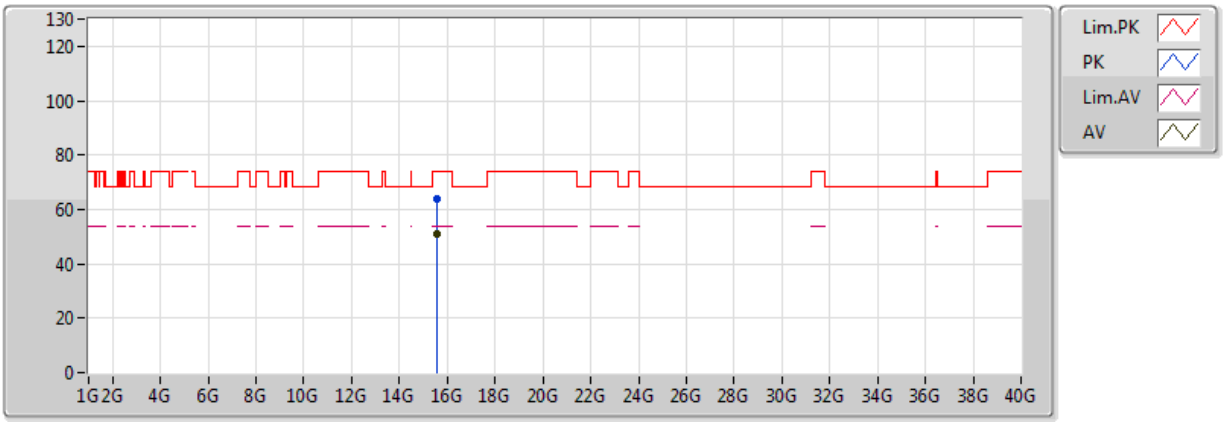

20170526
EUT X_2TX
Setting 12
05-M-01
FSP(100019)
No Shielding

Type	Freq(Hz)	Level(dBuV/m)	Limit(dBuV/m)	Margin(dB)	Factor(dB)	Dist(m)	Pol.(H/V)	Azimuth(°)	Height(m)	Comments
AV	15.5439G	50.73	54.00	-3.27	19.05	3	H	106	1.31	-
PK	15.5433G	64.15	74.00	-9.85	19.05	3	H	106	1.31	-

HT10_Nss1,(MCS0)_2TX

5200MHz_TX

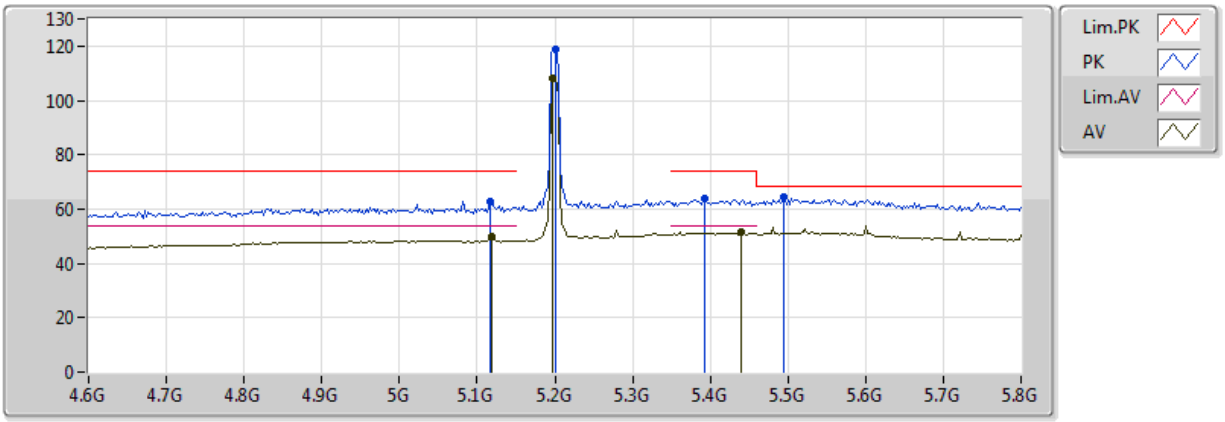

20170526
EUT X_2TX
Setting 15
05-M-01-10
FSP(100019)
No Shielding

Type	Freq(Hz)	Level(dBuV/m)	Limit(dBuV/m)	Margin(dB)	Factor(dB)	Dist(m)	Pol.(H/V)	Azimuth(°)	Height(m)	Comments
AV	5.1184G	50.12	54.00	-3.88	7.28	3	V	256	1.14	-
AV	5.1976G	108.21	Inf	-Inf	7.42	3	V	256	1.14	-
AV	5.44G	51.36	54.00	-2.64	7.81	3	V	256	1.14	-
PK	5.116G	62.98	74.00	-11.02	7.28	3	V	256	1.14	-
PK	5.2G	119.04	Inf	-Inf	7.42	3	V	256	1.14	-
PK	5.4952G	64.68	68.20	-3.52	7.90	3	V	256	1.14	-
PK	5.392G	63.72	74.00	-10.28	7.74	3	V	256	1.14	-

HT10_Nss1,(MCS0)_2TX

5200MHz_TX

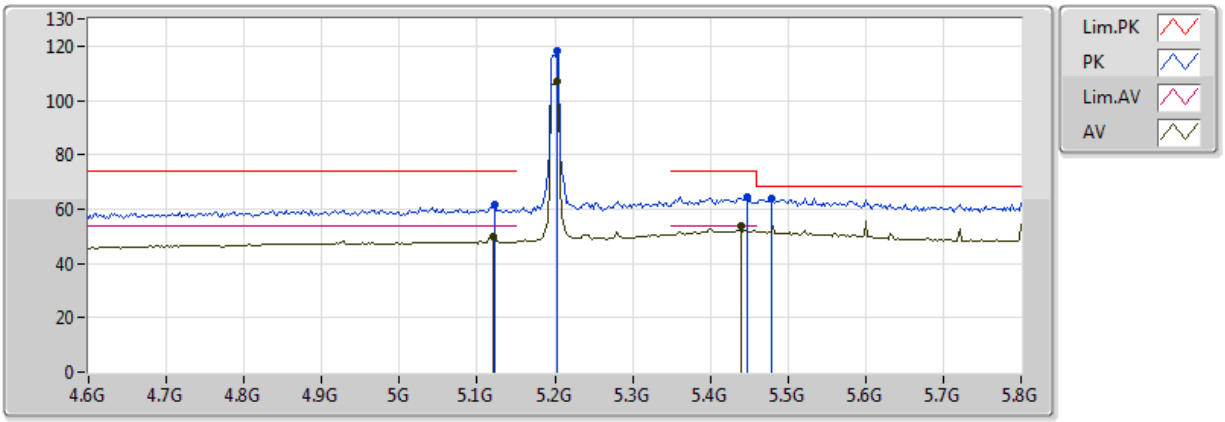

20170526
EUT X_2TX
Setting 15
05-M-01-10
FSP(100019)
No Shielding

Type	Freq(Hz)	Level(dBuV/m)	Limit(dBuV/m)	Margin(dB)	Factor(dB)	Dist(m)	Pol.(H/V)	Azimuth(°)	Height(m)	Comments
AV	5.1208G	49.87	54.00	-4.13	7.29	3	H	257	1.39	-
AV	5.2024G	107.23	Inf	-Inf	7.42	3	H	257	1.39	-
AV	5.44G	53.77	54.00	-0.23	7.81	3	H	257	1.39	-
PK	5.1232G	61.85	74.00	-12.15	7.29	3	H	257	1.39	-
PK	5.2024G	118.12	Inf	-Inf	7.42	3	H	257	1.39	-
PK	5.4784G	64.03	68.20	-4.17	7.88	3	H	257	1.39	-
PK	5.4472G	64.57	74.00	-9.43	7.83	3	H	257	1.39	-

HT10_Nss1,(MCS0)_2TX

5200MHz_TX

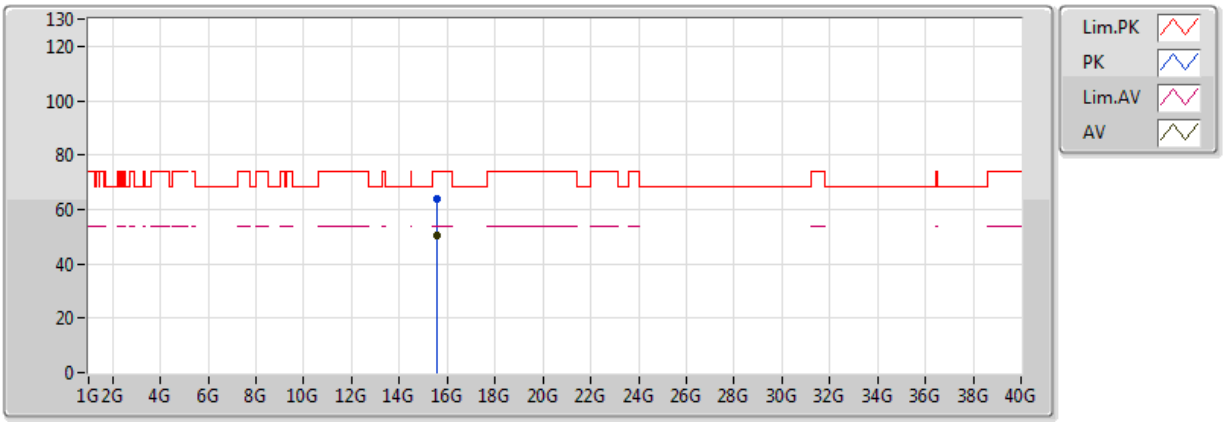

20170526
EUT X_2TX
Setting 15
05-M-01
FSP(100019)
No Shielding

Type	Freq(Hz)	Level(dBuV/m)	Limit(dBuV/m)	Margin(dB)	Factor(dB)	Dist(m)	Pol.(H/V)	Azimuth(°)	Height(m)	Comments
AV	15.59596G	50.28	54.00	-3.72	18.89	3	V	126	1.69	-
PK	15.59562G	63.92	74.00	-10.08	18.89	3	V	126	1.69	-

HT10_Nss1,(MCS0)_2TX

5200MHz_TX

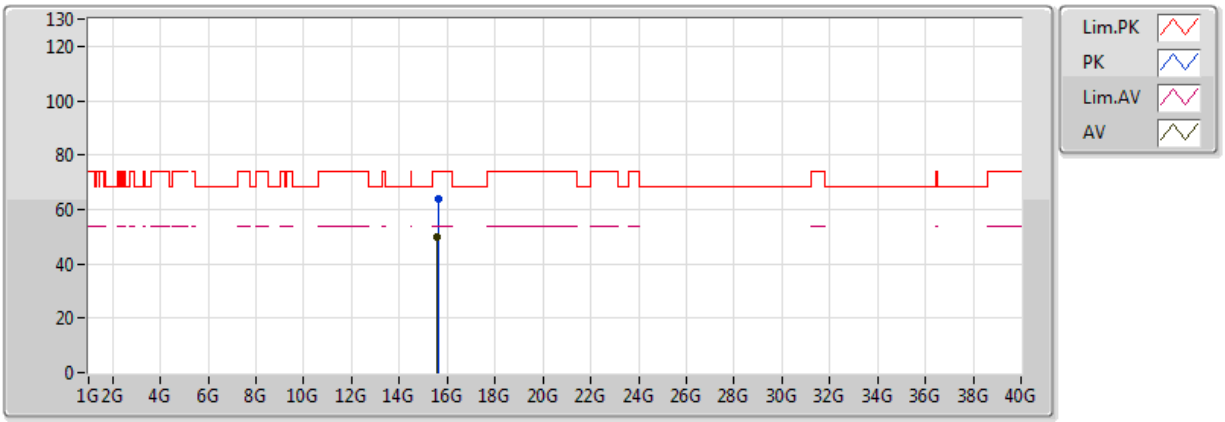

20170526
EUT X_2TX
Setting 15
05-M-01
FSP(100019)
No Shielding

Type	Freq(Hz)	Level(dBuV/m)	Limit(dBuV/m)	Margin(dB)	Factor(dB)	Dist(m)	Pol.(H/V)	Azimuth(°)	Height(m)	Comments
AV	15.5996G	50.12	54.00	-3.88	18.88	3	H	60	1.85	-
PK	15.60344G	64.01	74.00	-9.99	18.87	3	H	60	1.85	-

HT10_Nss1,(MCS0)_2TX

5220MHz_TX

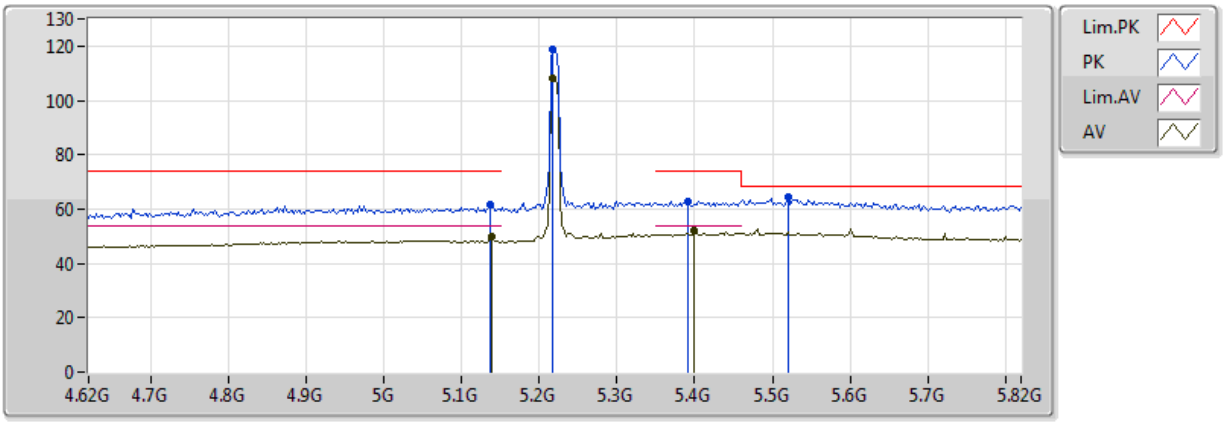

20170526
EUT X_2TX
Setting 15
05-M-01-10
FSP(100019)
No Shielding

Type	Freq(Hz)	Level(dBuV/m)	Limit(dBuV/m)	Margin(dB)	Factor(dB)	Dist(m)	Pol.(H/V)	Azimuth(°)	Height(m)	Comments
AV	5.1384G	49.84	54.00	-4.16	7.32	3	V	256	1.06	-
AV	5.2176G	108.05	Inf	-Inf	7.45	3	V	256	1.06	-
AV	5.4G	52.31	54.00	-1.69	7.75	3	V	256	1.06	-
PK	5.136G	61.66	74.00	-12.34	7.31	3	V	256	1.06	-
PK	5.2176G	118.83	Inf	-Inf	7.45	3	V	256	1.06	-
PK	5.52G	64.17	68.20	-4.03	7.95	3	V	256	1.06	-
PK	5.3904G	62.69	74.00	-11.31	7.73	3	V	256	1.06	-

HT10_Nss1,(MCS0)_2TX

5220MHz_TX

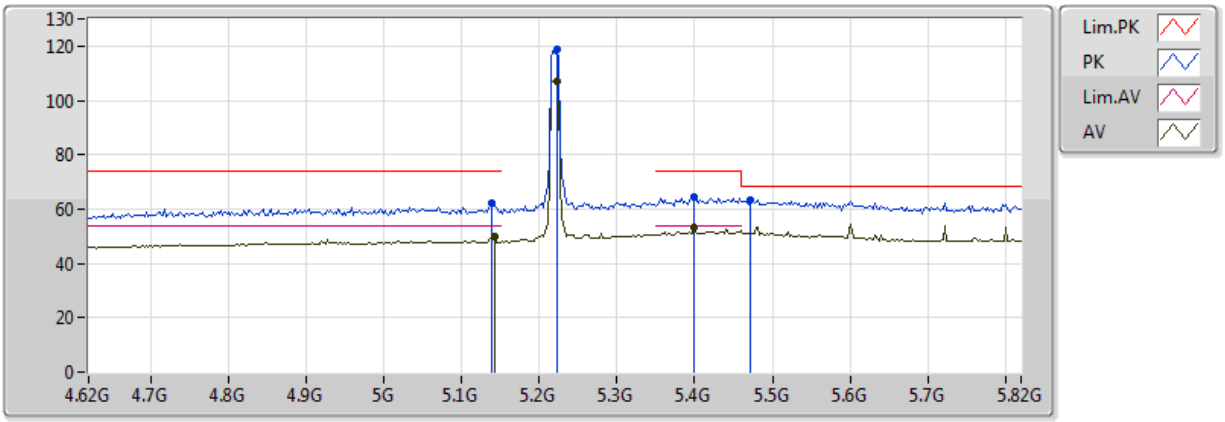

20170526
EUT X_2TX
Setting 15
05-M-01-10
FSP(100019)
No Shielding

Type	Freq(Hz)	Level(dBuV/m)	Limit(dBuV/m)	Margin(dB)	Factor(dB)	Dist(m)	Pol.(H/V)	Azimuth(°)	Height(m)	Comments
AV	5.1432G	49.89	54.00	-4.11	7.32	3	H	254	1.49	-
AV	5.2224G	106.98	Inf	-Inf	7.46	3	H	254	1.49	-
AV	5.4G	53.41	54.00	-0.59	7.75	3	H	254	1.49	-
PK	5.1384G	62.10	74.00	-11.90	7.32	3	H	254	1.49	-
PK	5.2224G	118.79	Inf	-Inf	7.46	3	H	254	1.49	-
PK	5.472G	63.42	68.20	-4.78	7.87	3	H	254	1.49	-
PK	5.4G	64.42	74.00	-9.58	7.75	3	H	254	1.49	-

HT10_Nss1,(MCS0)_2TX

5220MHz_TX

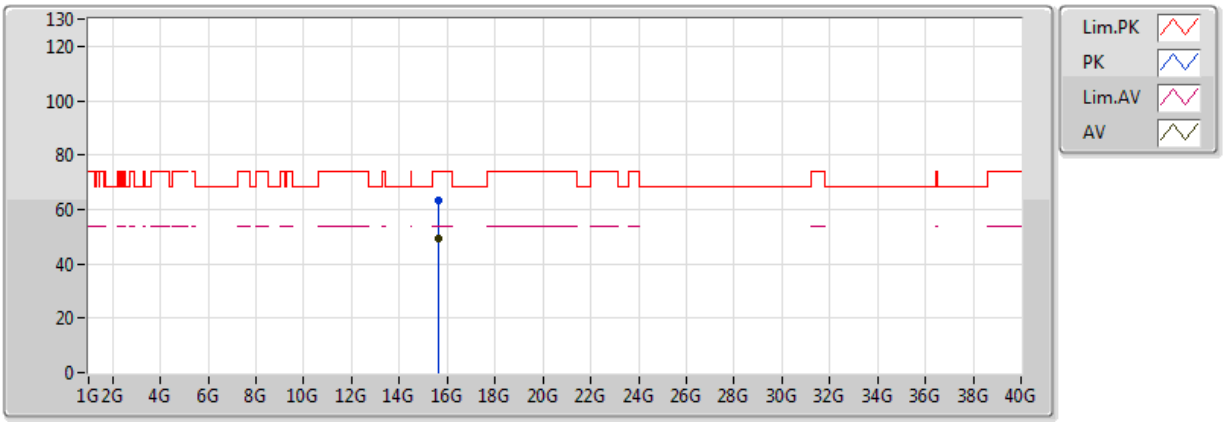

20170526
EUT X_2TX
Setting 15
05-M-01
FSP(100019)
No Shielding

Type	Freq(Hz)	Level(dBuV/m)	Limit(dBuV/m)	Margin(dB)	Factor(dB)	Dist(m)	Pol.(H/V)	Azimuth(°)	Height(m)	Comments
AV	15.66404G	49.36	54.00	-4.64	18.68	3	V	240	1.02	-
PK	15.66422G	63.43	74.00	-10.57	18.68	3	V	240	1.02	-

HT10_Nss1,(MCS0)_2TX

5220MHz_TX

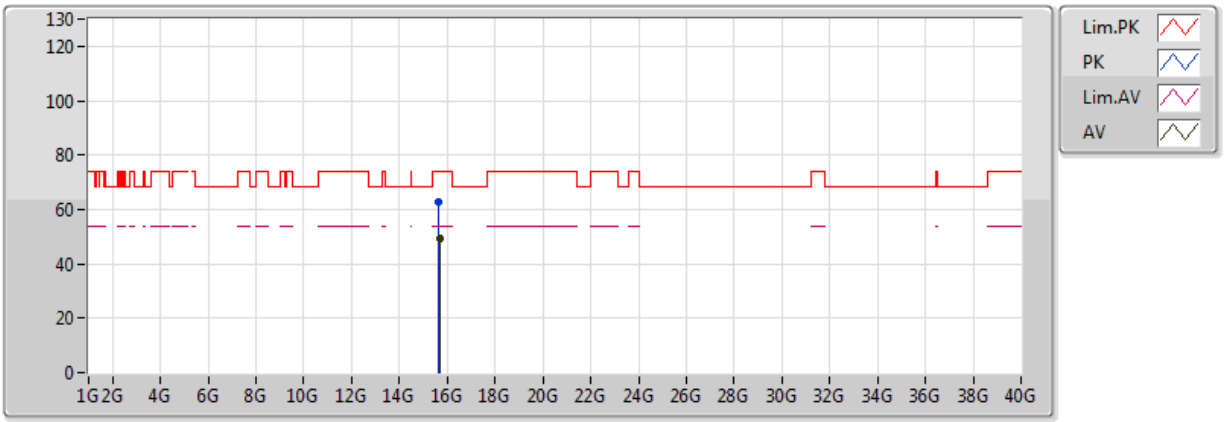

20170526
EUT X_2TX
Setting 15
05-M-01
FSP(100019)
No Shielding

Type	Freq(Hz)	Level(dBuV/m)	Limit(dBuV/m)	Margin(dB)	Factor(dB)	Dist(m)	Pol.(H/V)	Azimuth(°)	Height(m)	Comments
AV	15.66482G	49.27	54.00	-4.73	18.68	3	H	39	1.37	-
PK	15.65546G	62.93	74.00	-11.07	18.70	3	H	39	1.37	-

HT10_Nss1,(MCS0)_2TX

5240MHz_TX

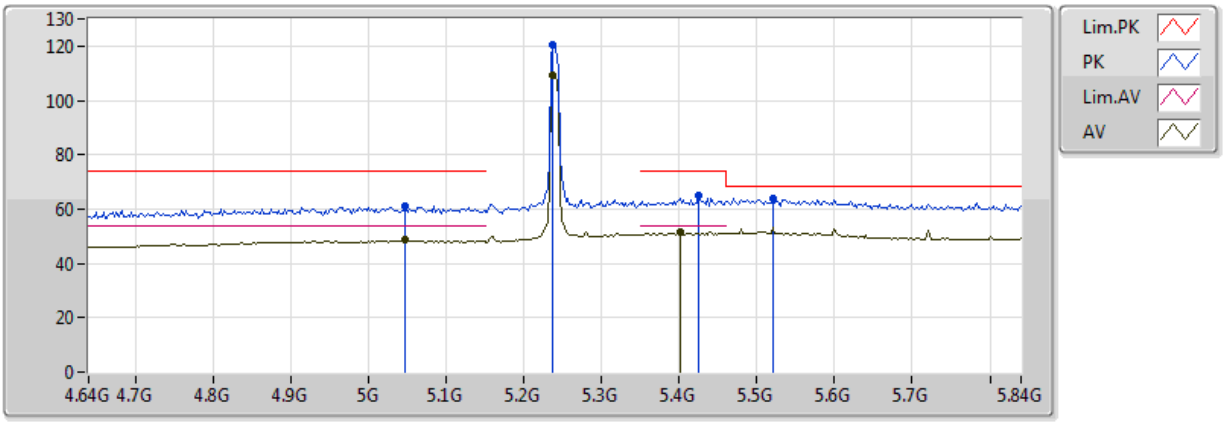

20170526
EUT X_2TX
Setting 15
05-M-01-10
FSP(100019)
No Shielding

Type	Freq(Hz)	Level(dBuV/m)	Limit(dBuV/m)	Margin(dB)	Factor(dB)	Dist(m)	Pol.(H/V)	Azimuth(°)	Height(m)	Comments
AV	5.048G	48.60	54.00	-5.40	7.15	3	V	254	1.11	-
AV	5.2376G	109.31	Inf	-Inf	7.48	3	V	254	1.11	-
AV	5.4008G	51.77	54.00	-2.23	7.75	3	V	254	1.11	-
PK	5.048G	60.91	74.00	-13.09	7.15	3	V	254	1.11	-
PK	5.2376G	120.34	Inf	-Inf	7.48	3	V	254	1.11	-
PK	5.5208G	64.07	68.20	-4.13	7.96	3	V	254	1.11	-
PK	5.4248G	64.85	74.00	-9.15	7.79	3	V	254	1.11	-

HT10_Nss1,(MCS0)_2TX

5240MHz_TX

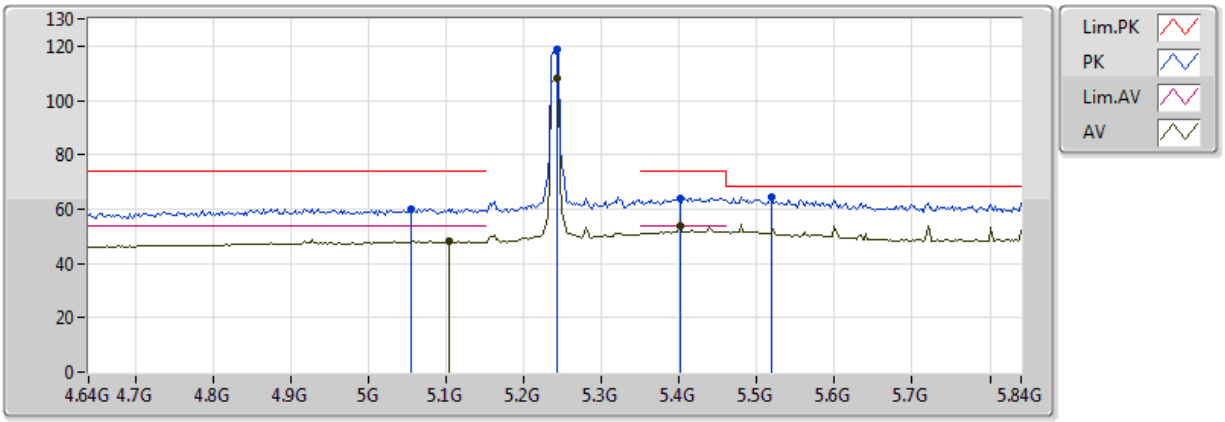

20170526
EUT X_2TX
Setting 15
05-M-01-10
FSP(100019)
No Shielding

Type	Freq(Hz)	Level(dBuV/m)	Limit(dBuV/m)	Margin(dB)	Factor(dB)	Dist(m)	Pol.(H/V)	Azimuth(°)	Height(m)	Comments
AV	5.1032G	48.08	54.00	-5.92	7.26	3	H	255	1.43	-
AV	5.2424G	107.95	Inf	-Inf	7.49	3	H	255	1.43	-
AV	5.4008G	53.82	54.00	-0.18	7.75	3	H	255	1.43	-
PK	5.0552G	60.18	74.00	-13.82	7.16	3	H	255	1.43	-
PK	5.2424G	118.63	Inf	-Inf	7.49	3	H	255	1.43	-
PK	5.5184G	64.33	68.20	-3.87	7.95	3	H	255	1.43	-
PK	5.4008G	64.12	74.00	-9.88	7.75	3	H	255	1.43	-

HT10_Nss1,(MCS0)_2TX

5240MHz_TX

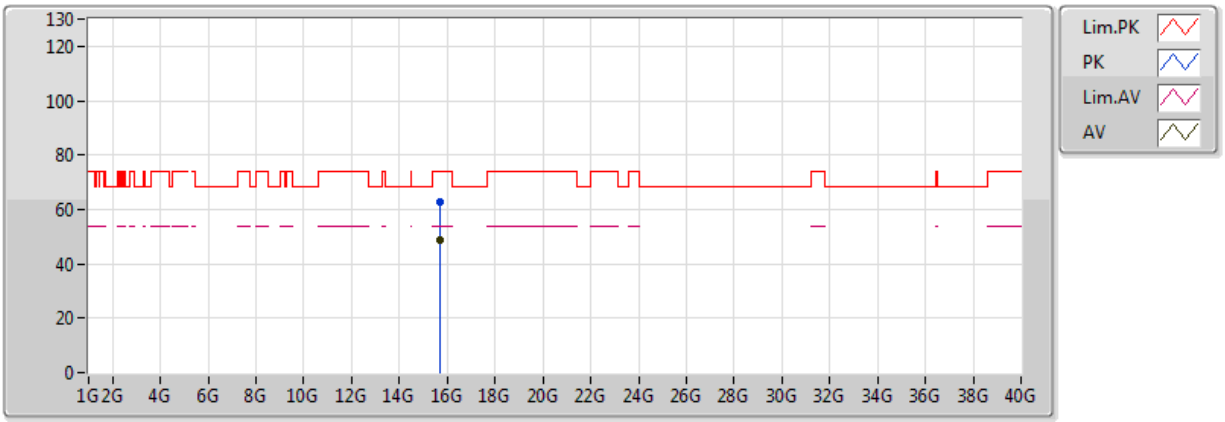

20170526
EUT X_2TX
Setting 15
05-M-01
FSP(100019)
No Shielding

Type	Freq(Hz)	Level(dBuV/m)	Limit(dBuV/m)	Margin(dB)	Factor(dB)	Dist(m)	Pol.(H/V)	Azimuth(°)	Height(m)	Comments
AV	15.71764G	48.59	54.00	-5.41	18.51	3	V	212	1.85	-
PK	15.71622G	62.72	74.00	-11.28	18.52	3	V	212	1.85	-

HT10_Nss1,(MCS0)_2TX

5240MHz_TX

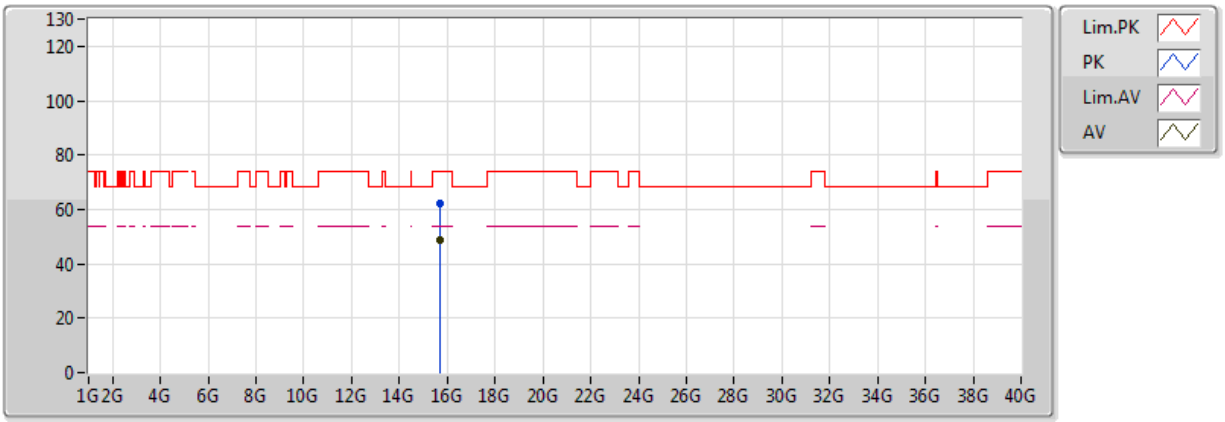

20170526
EUT X_2TX
Setting 15
05-M-01
FSP(100019)
No Shielding

Type	Freq(Hz)	Level(dBuV/m)	Limit(dBuV/m)	Margin(dB)	Factor(dB)	Dist(m)	Pol.(H/V)	Azimuth(°)	Height(m)	Comments
AV	15.7214G	48.67	54.00	-5.33	18.50	3	H	116	1.69	-
PK	15.71864G	62.40	74.00	-11.60	18.51	3	H	116	1.69	-

HT10_Nss1,(MCS0)_2TX

5745MHz_TX

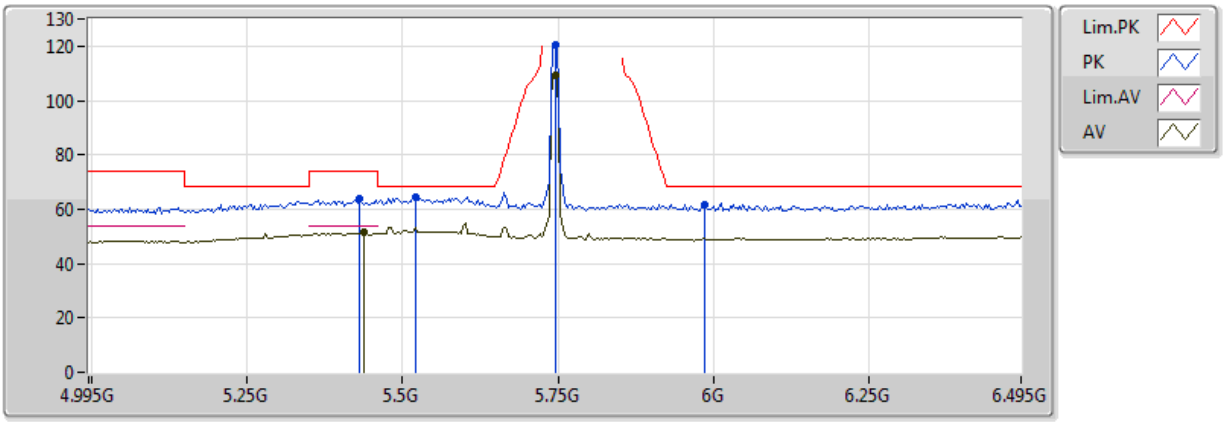

20170526
EUT X_2TX
Setting 13
05-M-01-10
FSP(100019)
No Shielding

Type	Freq(Hz)	Level(dBuV/m)	Limit(dBuV/m)	Margin(dB)	Factor(dB)	Dist(m)	Pol.(H/V)	Azimuth(°)	Height(m)	Comments
AV	5.439G	51.29	54.00	-2.71	7.81	3	V	254	1.18	-
AV	5.745G	109.41	Inf	-Inf	8.40	3	V	254	1.18	-
PK	5.52G	64.59	68.20	-3.61	7.95	3	V	254	1.18	-
PK	5.745G	120.41	Inf	-Inf	8.40	3	V	254	1.18	-
PK	5.985G	61.73	68.20	-6.47	8.97	3	V	254	1.18	-
PK	5.43G	63.92	74.00	-10.08	7.80	3	V	254	1.18	-

HT10_Nss1,(MCS0)_2TX

5745MHz_TX

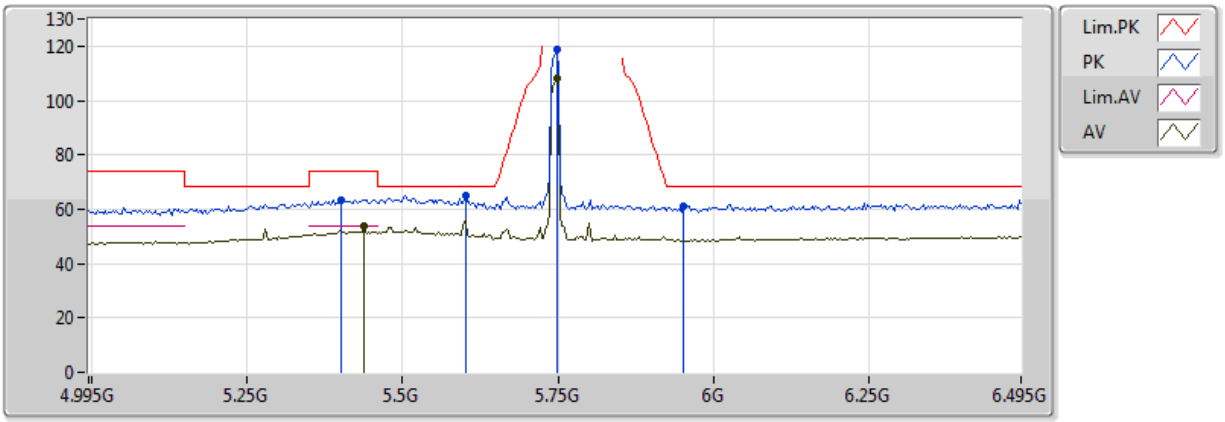

20170526
EUT X_2TX
Setting 13
05-M-01-10
FSP(100019)
No Shielding

Type	Freq(Hz)	Level(dBuV/m)	Limit(dBuV/m)	Margin(dB)	Factor(dB)	Dist(m)	Pol.(H/V)	Azimuth(°)	Height(m)	Comments
AV	5.439G	53.59	54.00	-0.41	7.81	3	H	256	1.37	-
AV	5.748G	107.97	Inf	-Inf	8.40	3	H	256	1.37	-
PK	5.601G	65.19	68.20	-3.01	8.13	3	H	256	1.37	-
PK	5.748G	118.72	Inf	-Inf	8.40	3	H	256	1.37	-
PK	5.952G	61.20	68.20	-7.00	8.89	3	H	256	1.37	-
PK	5.4G	63.58	74.00	-10.42	7.75	3	H	256	1.37	-

HT10_Nss1,(MCS0)_2TX

5745MHz_TX

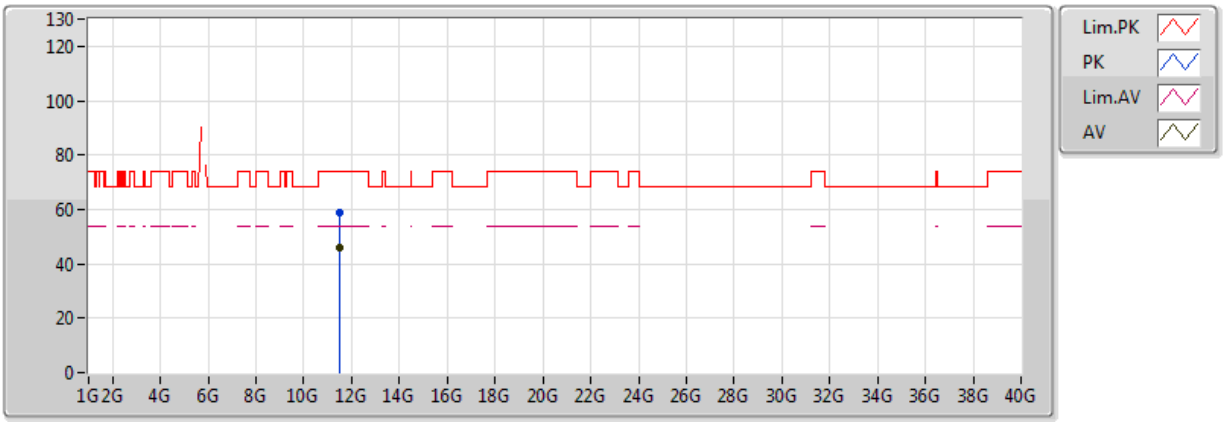

20170526
EUT X_2TX
Setting 13
05-M-01
FSP(100019)
No Shielding

Type	Freq(Hz)	Level(dBuV/m)	Limit(dBuV/m)	Margin(dB)	Factor(dB)	Dist(m)	Pol.(H/V)	Azimuth(°)	Height(m)	Comments
AV	11.49192G	45.89	54.00	-8.11	17.99	3	V	67	1.40	-
PK	11.49394G	58.94	74.00	-15.06	17.99	3	V	67	1.40	-

HT10_Nss1,(MCS0)_2TX

5745MHz_TX

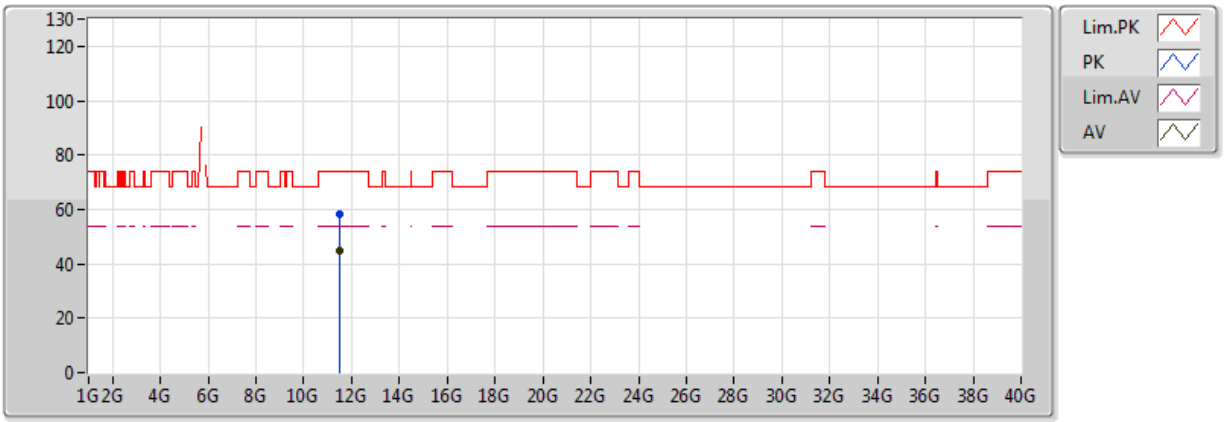

20170526
EUT X_2TX
Setting 13
05-M-01
FSP(100019)
No Shielding

Type	Freq(Hz)	Level(dBuV/m)	Limit(dBuV/m)	Margin(dB)	Factor(dB)	Dist(m)	Pol.(H/V)	Azimuth(°)	Height(m)	Comments
AV	11.49272G	45.03	54.00	-8.97	17.99	3	H	186	1.70	-
PK	11.49038G	58.23	74.00	-15.77	18.00	3	H	186	1.70	-

HT10_Nss1,(MCS0)_2TX

5765MHz_TX

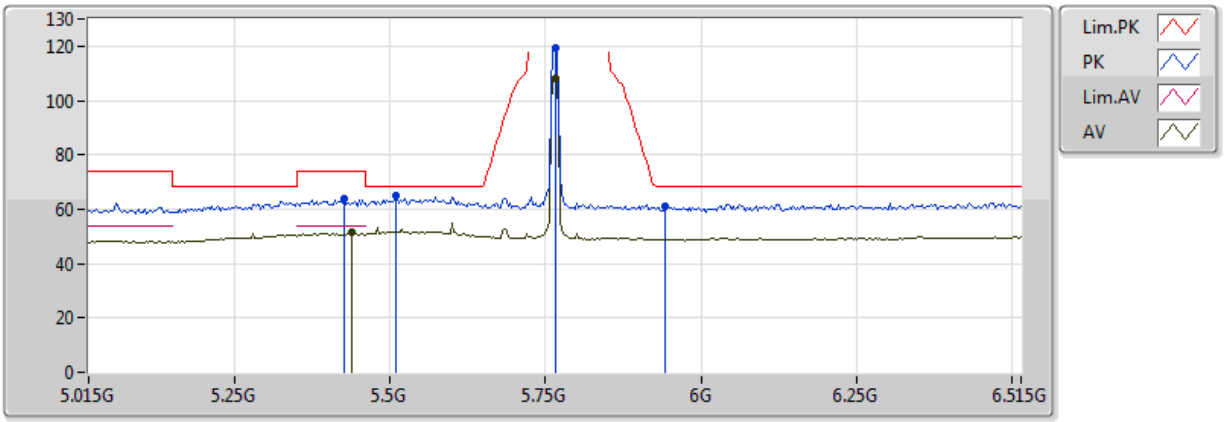

20170526
EUT X_2TX
Setting 12
05-M-01-10
FSP(100019)
No Shielding

Type	Freq(Hz)	Level(dBuV/m)	Limit(dBuV/m)	Margin(dB)	Factor(dB)	Dist(m)	Pol.(H/V)	Azimuth(°)	Height(m)	Comments
AV	5.438G	51.32	54.00	-2.68	7.81	3	V	254	1.16	-
AV	5.765G	108.13	Inf	-Inf	8.43	3	V	254	1.16	-
PK	5.51G	64.81	68.20	-3.39	7.93	3	V	254	1.16	-
PK	5.765G	119.16	Inf	-Inf	8.43	3	V	254	1.16	-
PK	5.942G	61.27	68.20	-6.93	8.87	3	V	254	1.16	-
PK	5.426G	63.72	74.00	-10.28	7.79	3	V	254	1.16	-

HT10_Nss1,(MCS0)_2TX

5765MHz_TX

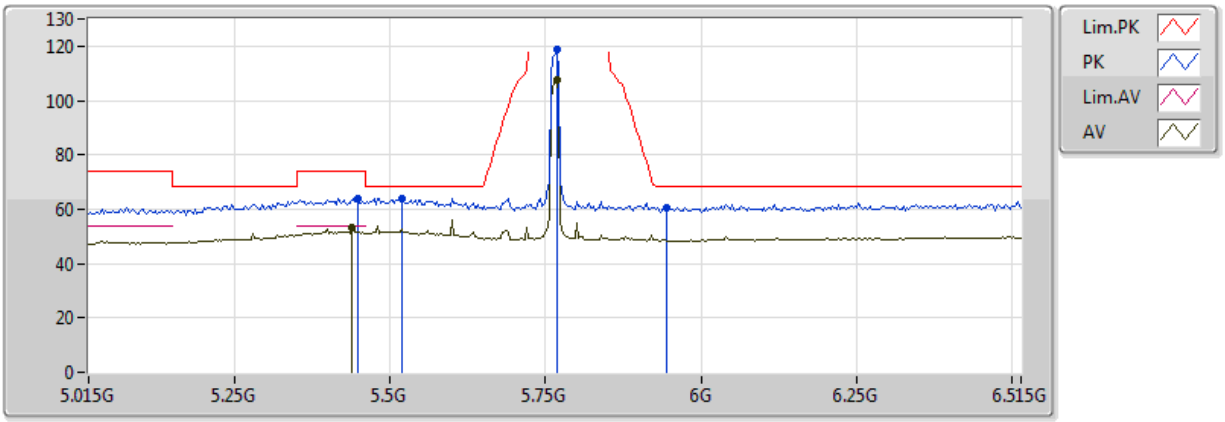

20170526
EUT X_2TX
Setting 12
05-M-01-10
FSP(100019)
No Shielding

Type	Freq(Hz)	Level(dBuV/m)	Limit(dBuV/m)	Margin(dB)	Factor(dB)	Dist(m)	Pol.(H/V)	Azimuth(°)	Height(m)	Comments
AV	5.438G	53.32	54.00	-0.68	7.81	3	H	255	1.39	-
AV	5.768G	107.63	Inf	-Inf	8.44	3	H	255	1.39	-
PK	5.519G	64.10	68.20	-4.10	7.95	3	H	255	1.39	-
PK	5.768G	118.71	Inf	-Inf	8.44	3	H	255	1.39	-
PK	5.945G	60.75	68.20	-7.45	8.87	3	H	255	1.39	-
PK	5.447G	63.96	74.00	-10.04	7.83	3	H	255	1.39	-

HT10_Nss1,(MCS0)_2TX

5765MHz_TX

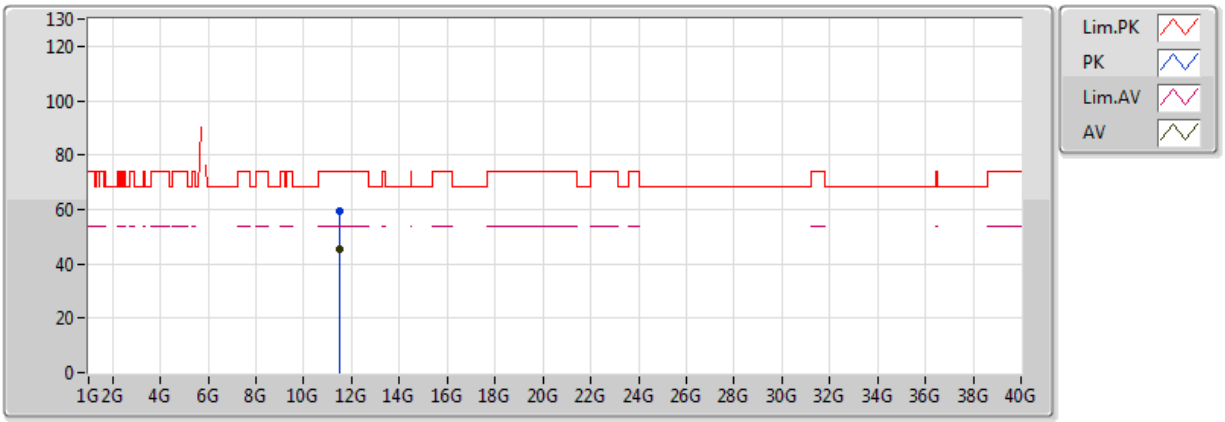

20170526
EUT X_2TX
Setting 12
05-M-01
FSP(100019)
No Shielding

Type	Freq(Hz)	Level(dBuV/m)	Limit(dBuV/m)	Margin(dB)	Factor(dB)	Dist(m)	Pol.(H/V)	Azimuth(°)	Height(m)	Comments
AV	11.52582G	45.34	54.00	-8.66	17.95	3	V	7	1.73	-
PK	11.52604G	59.66	74.00	-14.34	17.95	3	V	7	1.73	-

HT10_Nss1,(MCS0)_2TX

5765MHz_TX

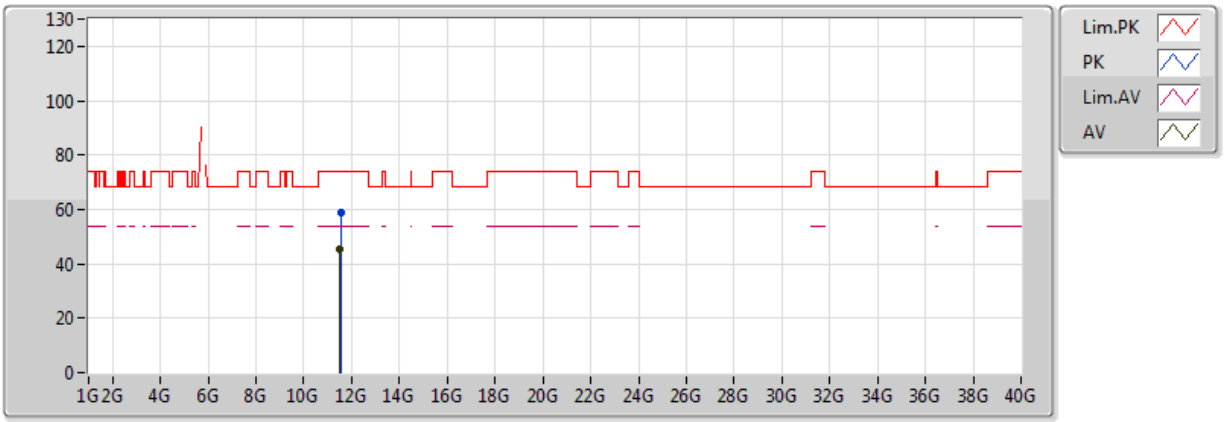

20170526
EUT X_2TX
Setting 12
05-M-01
FSP(100019)
No Shielding

Type	Freq(Hz)	Level(dBuV/m)	Limit(dBuV/m)	Margin(dB)	Factor(dB)	Dist(m)	Pol.(H/V)	Azimuth(°)	Height(m)	Comments
AV	11.5262G	45.23	54.00	-8.77	17.95	3	H	254	1.84	-
PK	11.5326G	59.03	74.00	-14.97	17.95	3	H	254	1.84	-

HT10_Nss1,(MCS0)_2TX

5785MHz_TX

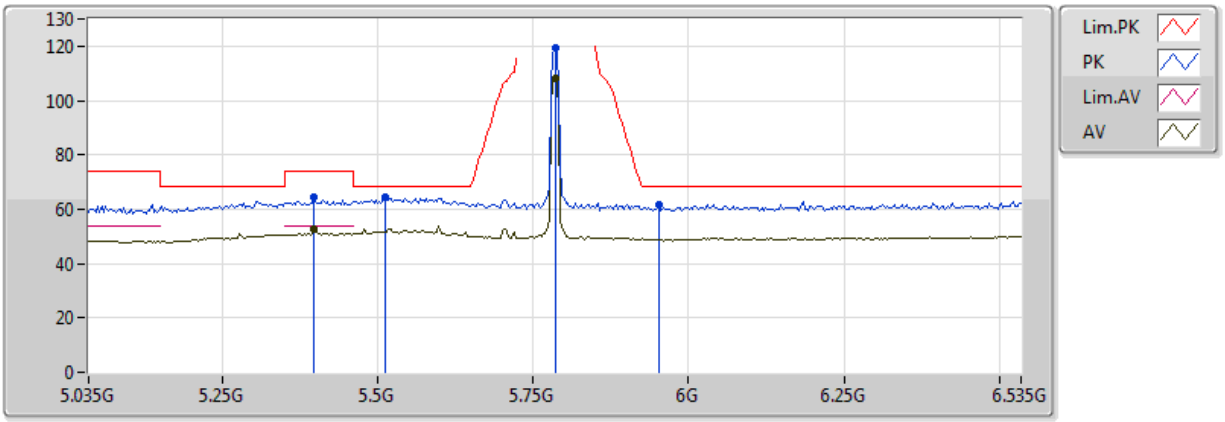

20170526
EUT X_2TX
Setting 12
05-M-01-10
FSP(100019)
No Shielding

Type	Freq(Hz)	Level(dBuV/m)	Limit(dBuV/m)	Margin(dB)	Factor(dB)	Dist(m)	Pol.(H/V)	Azimuth(°)	Height(m)	Comments
AV	5.398G	52.44	54.00	-1.56	7.75	3	V	253	1.17	-
AV	5.785G	108.16	Inf	-Inf	8.47	3	V	253	1.17	-
PK	5.512G	64.22	68.20	-3.98	7.94	3	V	253	1.17	-
PK	5.785G	119.29	Inf	-Inf	8.47	3	V	253	1.17	-
PK	5.953G	61.48	68.20	-6.72	8.89	3	V	253	1.17	-
PK	5.398G	64.28	74.00	-9.72	7.75	3	V	253	1.17	-

HT10_Nss1,(MCS0)_2TX

5785MHz_TX

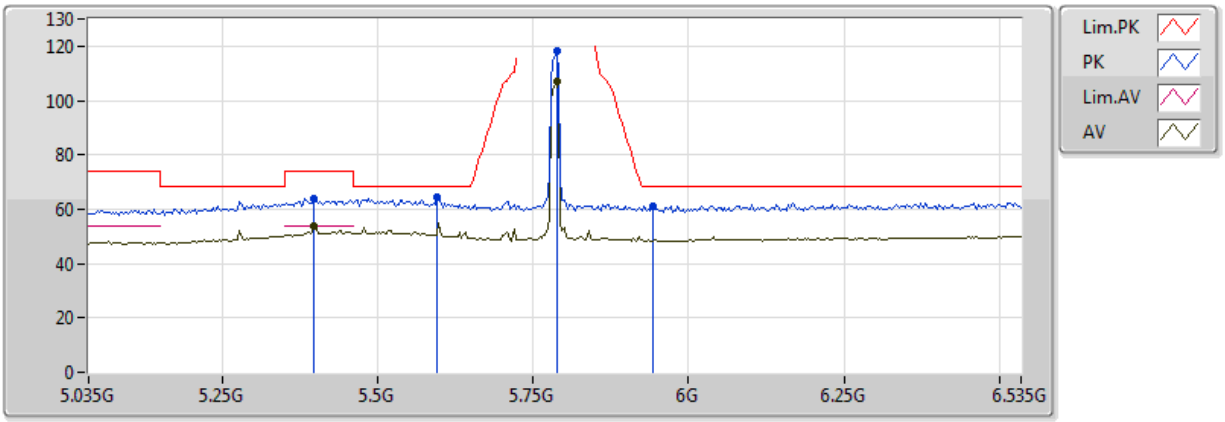

20170526
EUT X_2TX
Setting 12
05-M-01-10
FSP(100019)
No Shielding

Type	Freq(Hz)	Level(dBuV/m)	Limit(dBuV/m)	Margin(dB)	Factor(dB)	Dist(m)	Pol.(H/V)	Azimuth(°)	Height(m)	Comments
AV	5.398G	53.53	54.00	-0.47	7.75	3	H	256	1.39	-
AV	5.788G	107.23	Inf	-Inf	8.48	3	H	256	1.39	-
PK	5.596G	64.25	68.20	-3.95	8.12	3	H	256	1.39	-
PK	5.788G	118.13	Inf	-Inf	8.48	3	H	256	1.39	-
PK	5.944G	61.28	68.20	-6.92	8.87	3	H	256	1.39	-
PK	5.398G	63.83	74.00	-10.17	7.75	3	H	256	1.39	-

HT10_Nss1,(MCS0)_2TX

5785MHz_TX

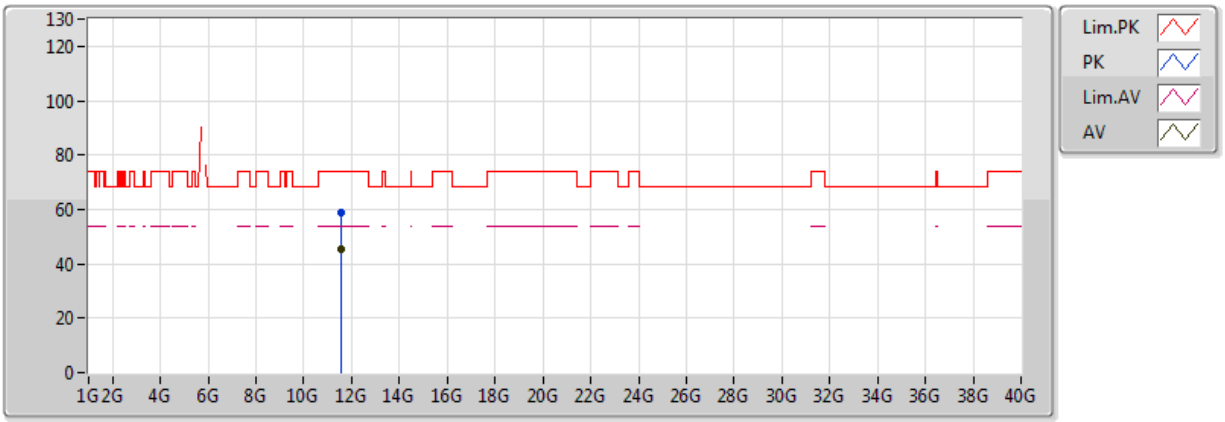

20170526
EUT X_2TX
Setting 12
05-M-01
FSP(100019)
No Shielding

Type	Freq(Hz)	Level(dBuV/m)	Limit(dBuV/m)	Margin(dB)	Factor(dB)	Dist(m)	Pol.(H/V)	Azimuth(°)	Height(m)	Comments
AV	11.57044G	45.25	54.00	-8.75	17.90	3	V	340	1.97	-
PK	11.5685G	58.84	74.00	-15.16	17.90	3	V	340	1.97	-

HT10_Nss1,(MCS0)_2TX

5785MHz_TX

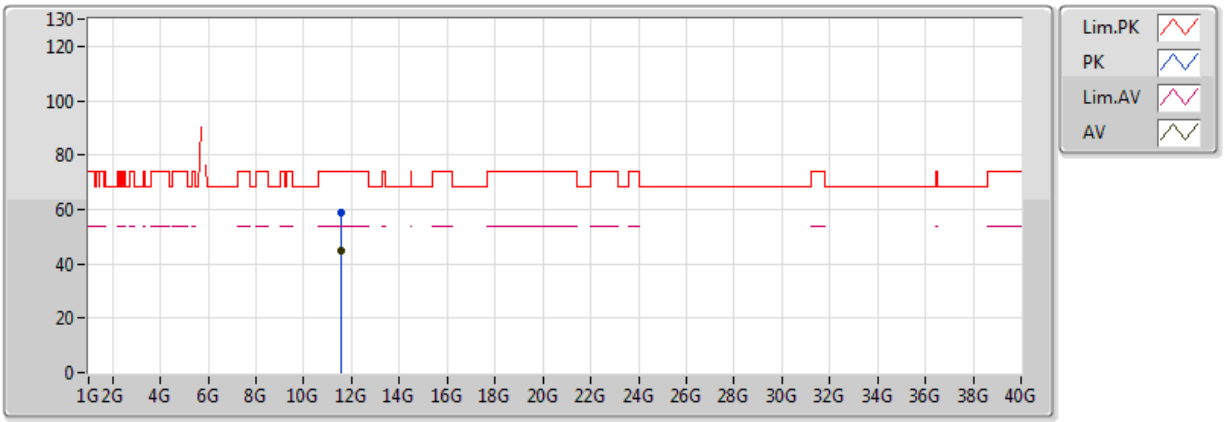

20170526
EUT X_2TX
Setting 12
05-M-01
FSP(100019)
No Shielding

Type	Freq(Hz)	Level(dBuV/m)	Limit(dBuV/m)	Margin(dB)	Factor(dB)	Dist(m)	Pol.(H/V)	Azimuth(°)	Height(m)	Comments
AV	11.57162G	45.10	54.00	-8.90	17.90	3	H	344	1.24	-
PK	11.56602G	59.05	74.00	-14.95	17.91	3	H	344	1.24	-

HT10_Nss1,(MCS0)_2TX

5805MHz_TX

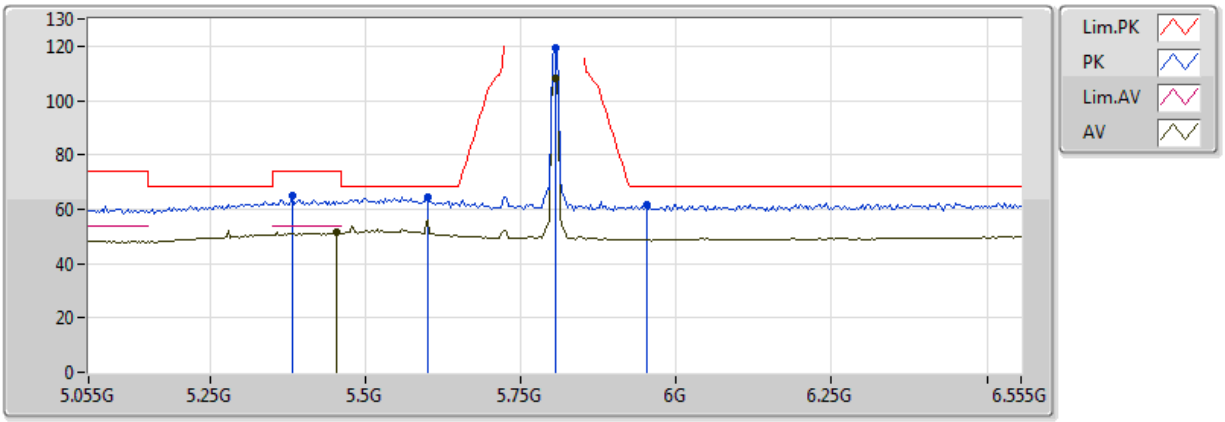

20170526
EUT X_2TX
Setting 12
05-M-01-10
FSP(100019)
No Shielding

Type	Freq(Hz)	Level(dBuV/m)	Limit(dBuV/m)	Margin(dB)	Factor(dB)	Dist(m)	Pol.(H/V)	Azimuth(°)	Height(m)	Comments
AV	5.454G	51.40	54.00	-2.60	7.84	3	V	252	1.15	-
AV	5.805G	108.08	Inf	-Inf	8.51	3	V	252	1.15	-
PK	5.601G	64.63	68.20	-3.57	8.13	3	V	252	1.15	-
PK	5.805G	119.51	Inf	-Inf	8.51	3	V	252	1.15	-
PK	5.952G	61.47	68.20	-6.73	8.89	3	V	252	1.15	-
PK	5.382G	64.76	74.00	-9.24	7.72	3	V	252	1.15	-

HT10_Nss1,(MCS0)_2TX

5805MHz_TX

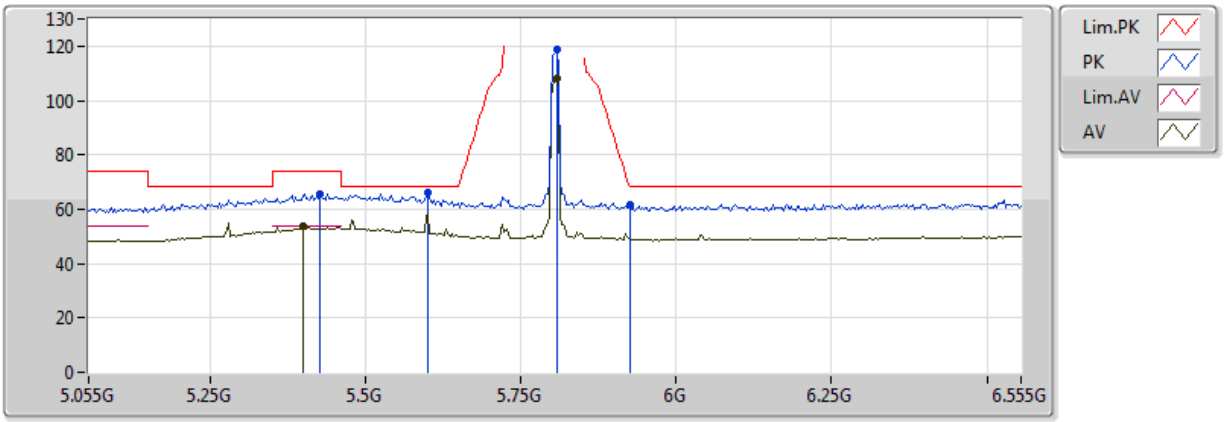

20170526
EUT X_2TX
Setting 12
05-M-01-10
FSP(100019)
No Shielding

Type	Freq(Hz)	Level(dBuV/m)	Limit(dBuV/m)	Margin(dB)	Factor(dB)	Dist(m)	Pol.(H/V)	Azimuth(°)	Height(m)	Comments
AV	5.4G	53.83	54.00	-0.17	7.75	3	H	253	1.37	-
AV	5.808G	108.41	Inf	-Inf	8.52	3	H	253	1.37	-
PK	5.601G	65.92	68.20	-2.28	8.13	3	H	253	1.37	-
PK	5.808G	118.95	Inf	-Inf	8.52	3	H	253	1.37	-
PK	5.925G	61.36	68.20	-6.84	8.82	3	H	253	1.37	-
PK	5.427G	65.51	74.00	-8.49	7.79	3	H	253	1.37	-

HT10_Nss1,(MCS0)_2TX

5805MHz_TX

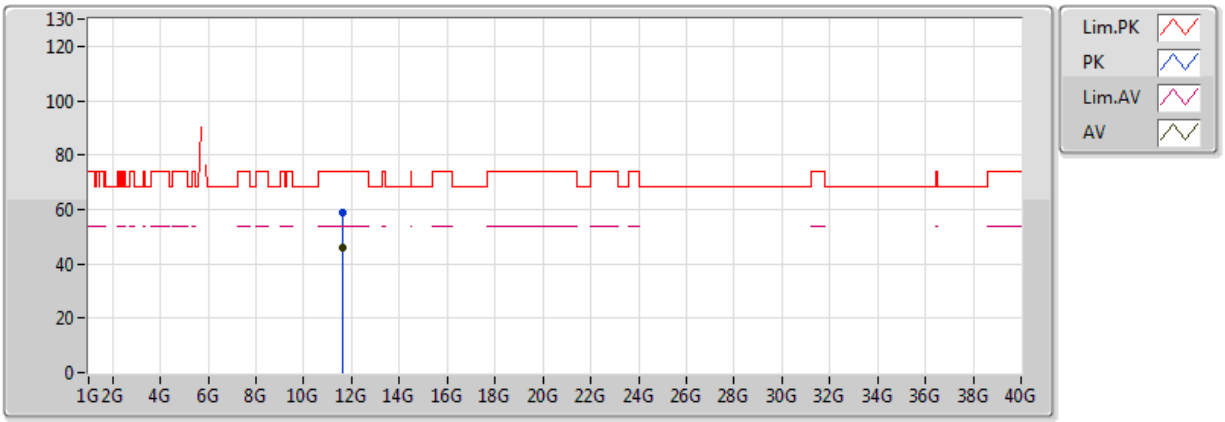

20170526
EUT X_2TX
Setting 12
05-M-01
FSP(100019)
No Shielding

Type	Freq(Hz)	Level(dBuV/m)	Limit(dBuV/m)	Margin(dB)	Factor(dB)	Dist(m)	Pol.(H/V)	Azimuth(°)	Height(m)	Comments
AV	11.6111G	45.86	54.00	-8.14	17.86	3	V	266	1.94	-
PK	11.61116G	59.09	74.00	-14.91	17.85	3	V	266	1.94	-

HT10_Nss1,(MCS0)_2TX

5805MHz_TX

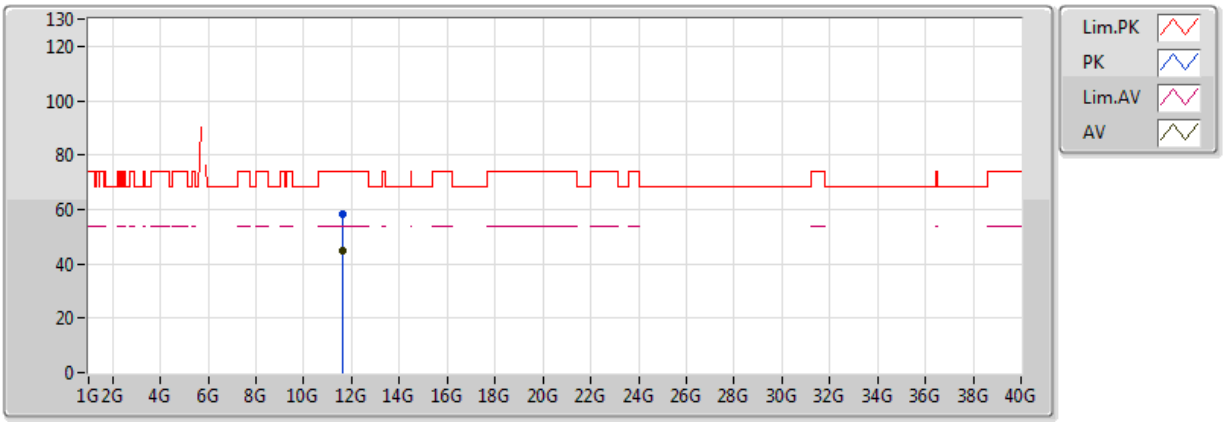

20170526
EUT X_2TX
Setting 12
05-M-01
FSP(100019)
No Shielding

Type	Freq(Hz)	Level(dBuV/m)	Limit(dBuV/m)	Margin(dB)	Factor(dB)	Dist(m)	Pol.(H/V)	Azimuth(°)	Height(m)	Comments
AV	11.61448G	44.87	54.00	-9.13	17.85	3	H	77	2.05	-
PK	11.61216G	58.46	74.00	-15.54	17.85	3	H	77	2.05	-

For 20MHz bandwidth and 40MHz bandwidth:
Summary

Mode	Result	Type	Freq (Hz)	Level (dBuV/m)	Limit (dBuV/m)	Margin (dB)	Factor (dB)	Dist (m)	Pol. (H/V)	Azimuth (°)	Height (m)	Comments
802.11a_(6Mbps)_2TX	-	-	-	-	-	-	-	-	-	-	-	-
5.725-5.85GHz	Pass	AV	5.439G	53.73	54.00	-0.27	6.01	3	H	1	1.66	-

802.11a_(6Mbps)_2TX

5180MHz_TX

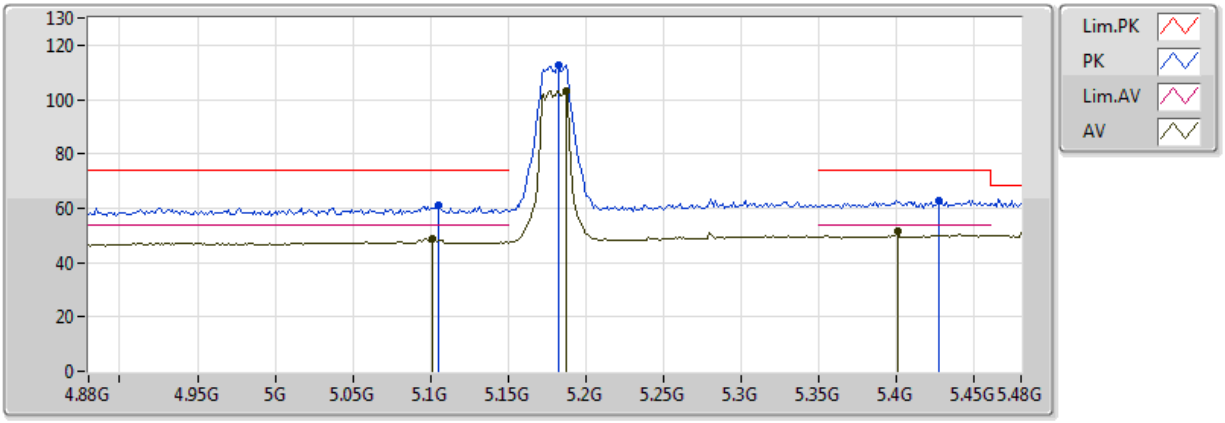

20170512
EUT X_2TX
Setting 12
03-E-2-10
FSP(100019)
No Shielding

Type	Freq(Hz)	Level(dBuV/m)	Limit(dBuV/m)	Margin(dB)	Factor(dB)	Dist(m)	Pol.(H/V)	Azimuth(°)	Height(m)	Comments
AV	5.1008G	48.53	54.00	-5.47	5.34	3	V	0	1.38	-
AV	5.1872G	103.25	Inf	-Inf	5.52	3	V	0	1.38	-
AV	5.4008G	51.37	54.00	-2.63	5.91	3	V	0	1.38	-
PK	5.1056G	60.92	74.00	-13.08	5.35	3	V	0	1.38	-
PK	5.1824G	112.47	Inf	-Inf	5.51	3	V	0	1.38	-
PK	5.4272G	62.83	74.00	-11.17	5.98	3	V	0	1.38	-

802.11a_(6Mbps)_2TX

5180MHz_TX

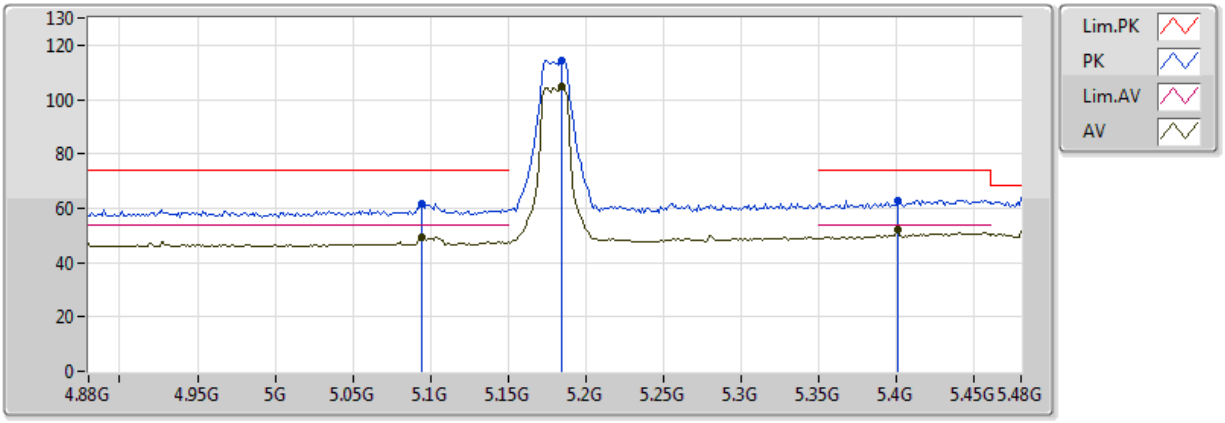

20170512
EUT X_2TX
Setting 12
03-E-2-10
FSP(100019)
No Shielding

Type	Freq(Hz)	Level(dBuV/m)	Limit(dBuV/m)	Margin(dB)	Factor(dB)	Dist(m)	Pol.(H/V)	Azimuth(°)	Height(m)	Comments
AV	5.0948G	49.20	54.00	-4.80	5.33	3	H	0	1.70	-
AV	5.1848G	105.00	Inf	-Inf	5.52	3	H	0	1.70	-
AV	5.4008G	52.21	54.00	-1.79	5.91	3	H	0	1.70	-
PK	5.0948G	61.75	74.00	-12.25	5.33	3	H	0	1.70	-
PK	5.1848G	114.55	Inf	-Inf	5.52	3	H	0	1.70	-
PK	5.4008G	62.81	74.00	-11.19	5.91	3	H	0	1.70	-

802.11a_(6Mbps)_2TX

5180MHz_TX

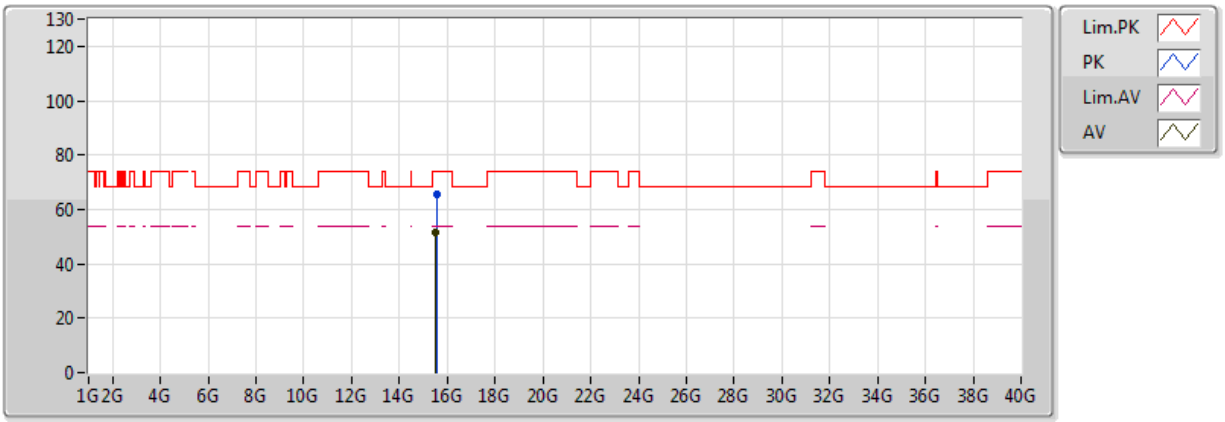

20170526
EUT X_2TX
Setting 12
05-M-01
FSP(100019)
No Shielding

Type	Freq(Hz)	Level(dBuV/m)	Limit(dBuV/m)	Margin(dB)	Factor(dB)	Dist(m)	Pol.(H/V)	Azimuth(°)	Height(m)	Comments
AV	15.53184G	51.36	54.00	-2.64	19.09	3	V	357	2.39	-
PK	15.53802G	65.36	74.00	-8.64	19.07	3	V	357	2.39	-

802.11a_(6Mbps)_2TX

5180MHz_TX

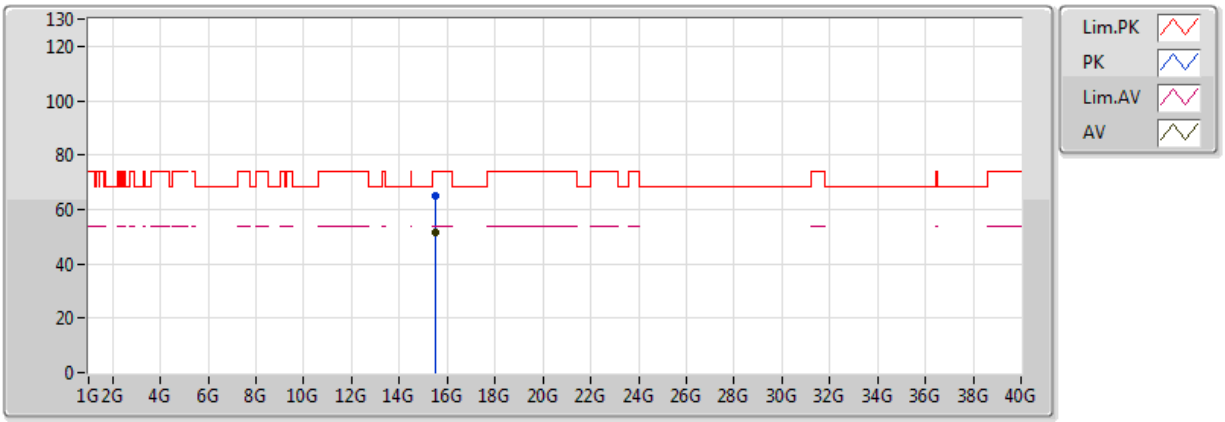

20170526
EUT X_2TX
Setting 12
05-M-01
FSP(100019)
No Shielding

Type	Freq(Hz)	Level(dBuV/m)	Limit(dBuV/m)	Margin(dB)	Factor(dB)	Dist(m)	Pol.(H/V)	Azimuth(°)	Height(m)	Comments
AV	15.53574G	51.40	54.00	-2.60	19.08	3	H	313	1.35	-
PK	15.52632G	64.94	74.00	-9.06	19.11	3	H	313	1.35	-

802.11a_(6Mbps)_2TX

5200MHz_TX

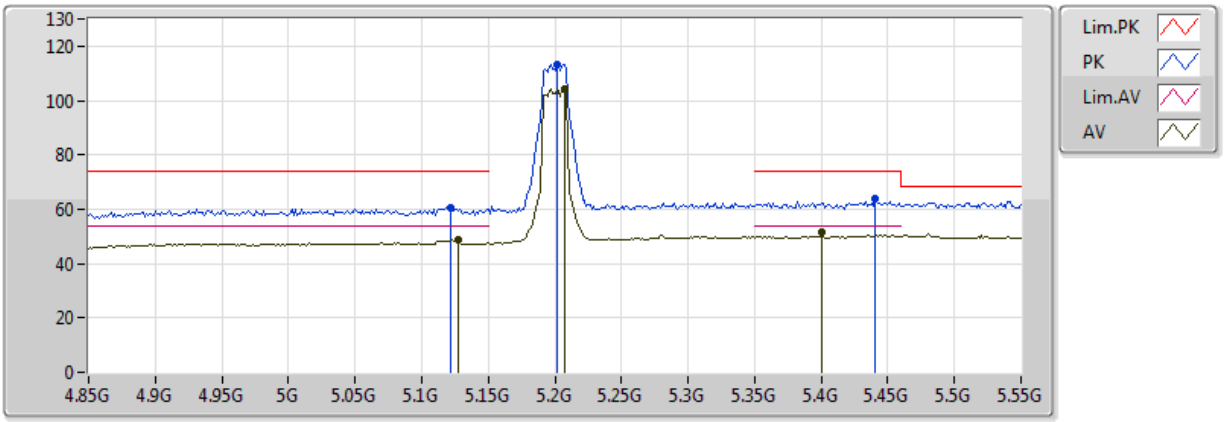

20170512
EUT X_2TX
Setting 12
03-E-2-10
FSP(100019)
No Shielding

Type	Freq(Hz)	Level(dBuV/m)	Limit(dBuV/m)	Margin(dB)	Factor(dB)	Dist(m)	Pol.(H/V)	Azimuth(°)	Height(m)	Comments
AV	5.1272G	48.87	54.00	-5.13	5.40	3	V	0	1.42	-
AV	5.207G	104.11	Inf	-Inf	5.56	3	V	0	1.42	-
AV	5.4002G	51.40	54.00	-2.60	5.91	3	V	0	1.42	-
PK	5.1216G	60.64	74.00	-13.36	5.39	3	V	0	1.42	-
PK	5.2014G	113.04	Inf	-Inf	5.55	3	V	0	1.42	-
PK	5.4408G	64.12	74.00	-9.88	6.01	3	V	0	1.42	-

802.11a_(6Mbps)_2TX

5200MHz_TX

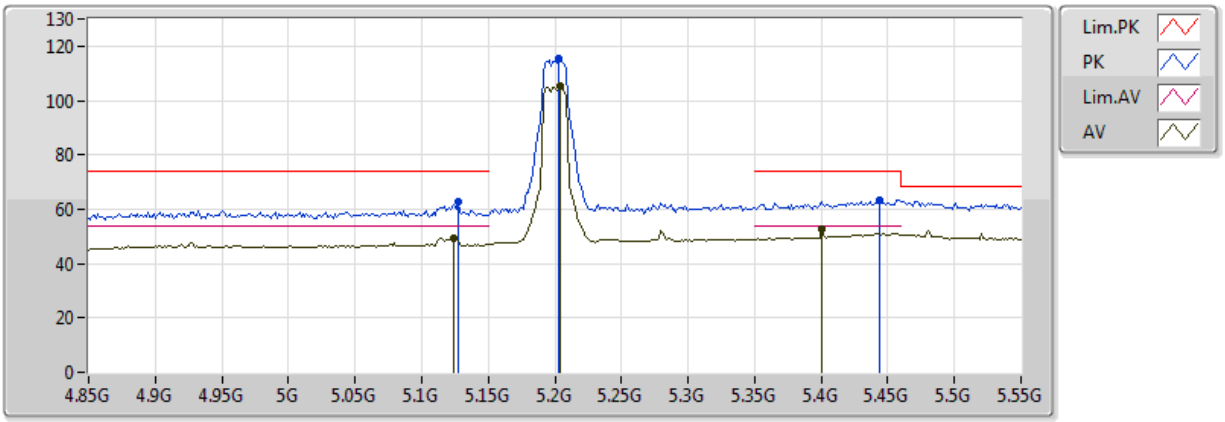

20170512
EUT X_2TX
Setting 12
03-E-2-10
FSP(100019)
No Shielding

Type	Freq(Hz)	Level(dBuV/m)	Limit(dBuV/m)	Margin(dB)	Factor(dB)	Dist(m)	Pol.(H/V)	Azimuth(°)	Height(m)	Comments
AV	5.1244G	49.19	54.00	-4.81	5.39	3	H	0	1.69	-
AV	5.2042G	105.34	Inf	-Inf	5.56	3	H	0	1.69	-
AV	5.4002G	52.49	54.00	-1.51	5.91	3	H	0	1.69	-
PK	5.1272G	62.73	74.00	-11.27	5.40	3	H	0	1.69	-
PK	5.2028G	115.58	Inf	-Inf	5.56	3	H	0	1.69	-
PK	5.4436G	63.59	74.00	-10.41	6.02	3	H	0	1.69	-

802.11a_(6Mbps)_2TX

5200MHz_TX

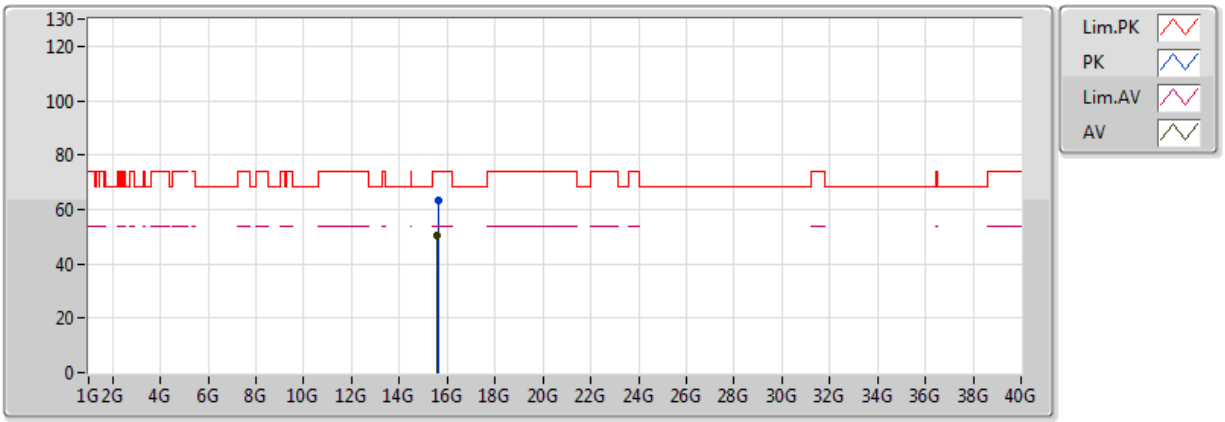

20170526
EUT X_2TX
Setting 12
05-M-01
FSP(100019)
No Shielding

Type	Freq(Hz)	Level(dBuV/m)	Limit(dBuV/m)	Margin(dB)	Factor(dB)	Dist(m)	Pol.(H/V)	Azimuth(°)	Height(m)	Comments
AV	15.58722G	50.39	54.00	-3.61	18.92	3	V	330	1.40	-
PK	15.60426G	63.35	74.00	-10.65	18.86	3	V	330	1.40	-

802.11a_(6Mbps)_2TX

5200MHz_TX

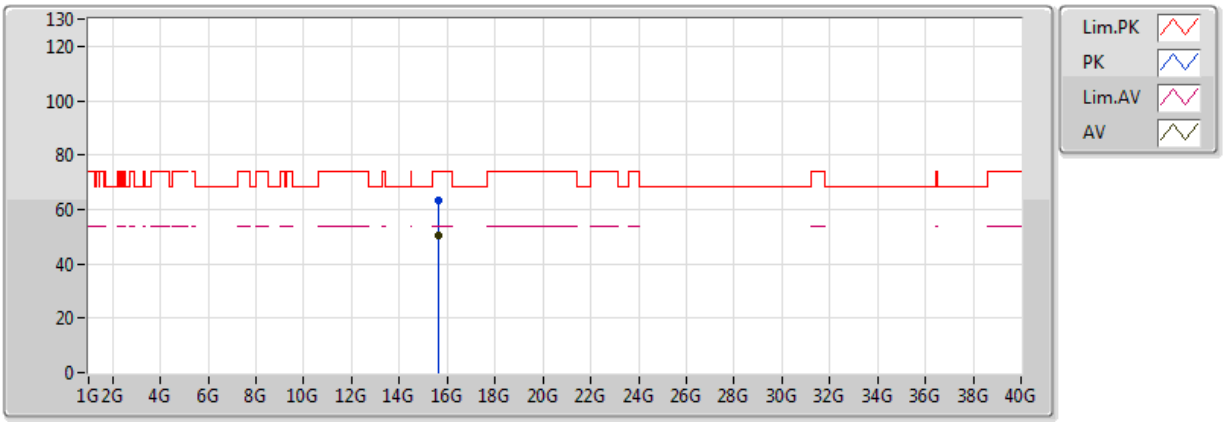

20170526
EUT X_2TX
Setting 12
05-M-01
FSP(100019)
No Shielding

Type	Freq(Hz)	Level(dBuV/m)	Limit(dBuV/m)	Margin(dB)	Factor(dB)	Dist(m)	Pol.(H/V)	Azimuth(°)	Height(m)	Comments
AV	15.60408G	50.47	54.00	-3.53	18.87	3	H	58	2.40	-
PK	15.61446G	63.42	74.00	-10.58	18.83	3	H	58	2.40	-

802.11a_(6Mbps)_2TX

5240MHz_TX

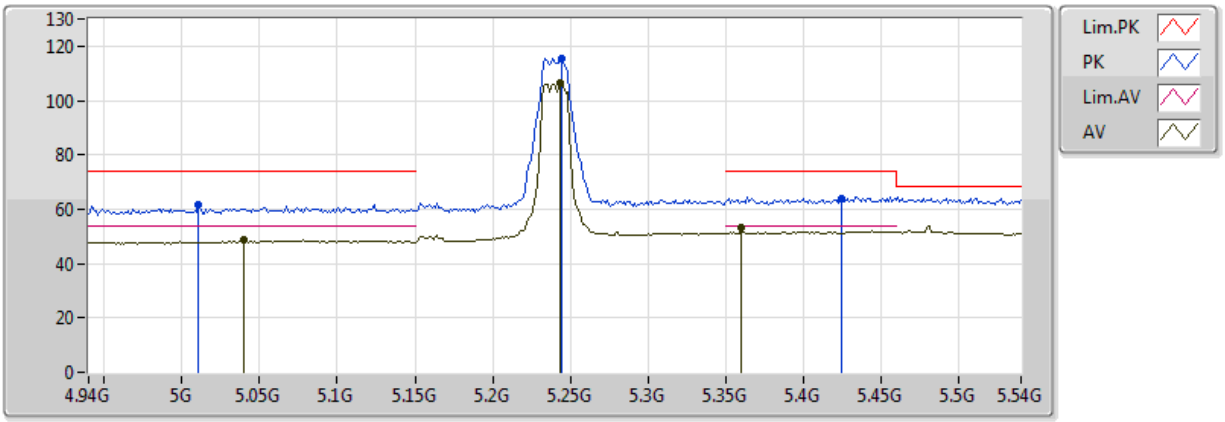

20170512
EUT X_2TX
Setting 13.5
03-E-2-10
FSP(100019)
No Shielding

Type	Freq(Hz)	Level(dBuV/m)	Limit(dBuV/m)	Margin(dB)	Factor(dB)	Dist(m)	Pol.(H/V)	Azimuth(°)	Height(m)	Comments
AV	5.0396G	48.95	54.00	-5.05	5.11	3	V	1	1.42	-
AV	5.2436G	106.21	Inf	-Inf	5.63	3	V	1	1.42	-
AV	5.36G	52.98	54.00	-1.02	5.88	3	V	1	1.42	-
PK	5.0108G	61.46	74.00	-12.54	5.03	3	V	1	1.42	-
PK	5.2448G	115.51	Inf	-Inf	5.64	3	V	1	1.42	-
PK	5.4248G	63.90	74.00	-10.10	5.97	3	V	1	1.42	-

802.11a_(6Mbps)_2TX

5240MHz_TX

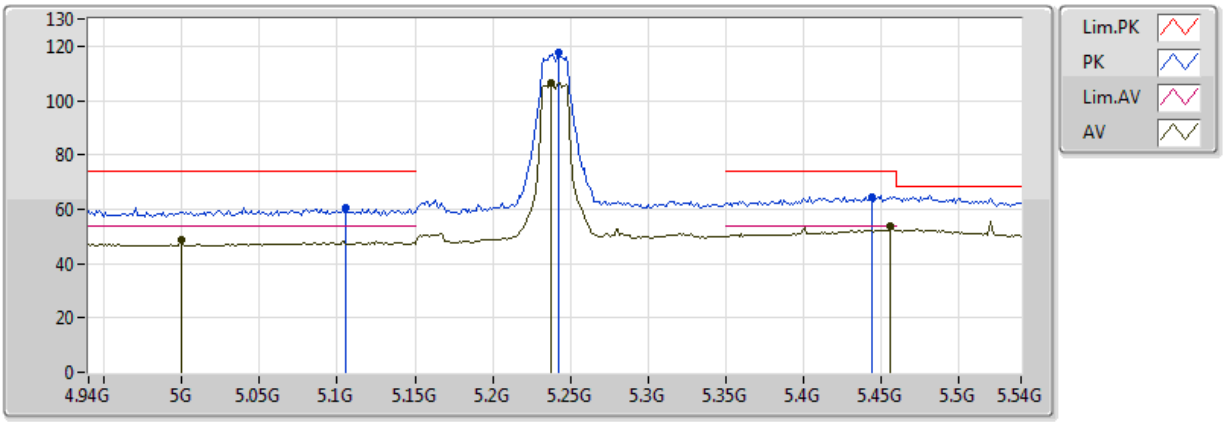

20170512
EUT X_2TX
Setting 13.5
03-E-2-10
FSP(100019)
No Shielding

Type	Freq(Hz)	Level(dBuV/m)	Limit(dBuV/m)	Margin(dB)	Factor(dB)	Dist(m)	Pol.(H/V)	Azimuth(°)	Height(m)	Comments
AV	5G	48.63	54.00	-5.37	5.00	3	H	359	1.66	-
AV	5.2376G	106.67	Inf	-Inf	5.62	3	H	359	1.66	-
AV	5.456G	53.55	54.00	-0.45	6.13	3	H	359	1.66	-
PK	5.1056G	60.66	74.00	-13.34	5.30	3	H	359	1.66	-
PK	5.2424G	117.47	Inf	-Inf	5.63	3	H	359	1.66	-
PK	5.444G	64.70	74.00	-9.30	6.02	3	H	359	1.66	-

802.11a_(6Mbps)_2TX

5240MHz_TX

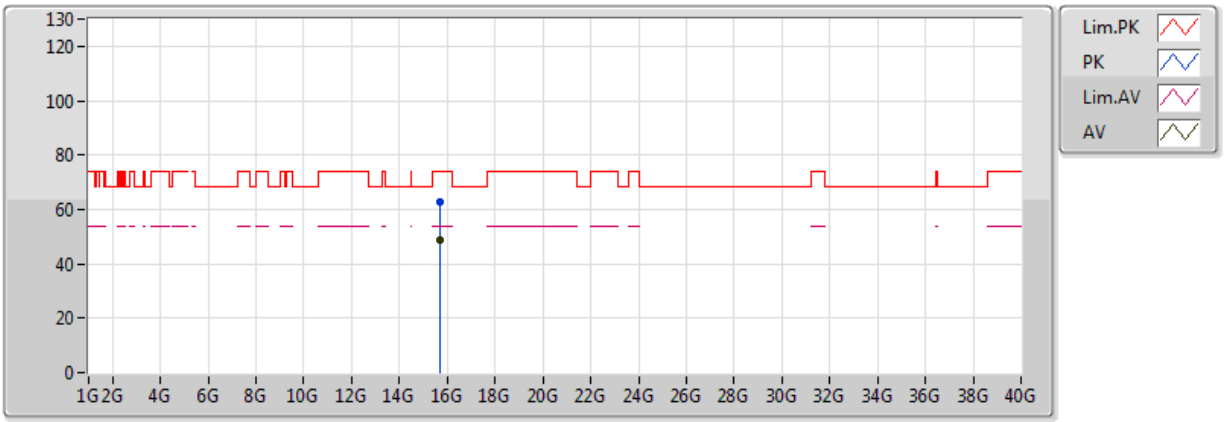

20170526
EUT X_2TX
Setting 13.5
05-M-01
FSP(100019)
No Shielding

Type	Freq(Hz)	Level(dBuV/m)	Limit(dBuV/m)	Margin(dB)	Factor(dB)	Dist(m)	Pol.(H/V)	Azimuth(°)	Height(m)	Comments
AV	15.71504G	48.87	54.00	-5.13	18.52	3	V	202	1.78	-
PK	15.7146G	62.94	74.00	-11.06	18.52	3	V	202	1.78	-

802.11a_(6Mbps)_2TX

5240MHz_TX

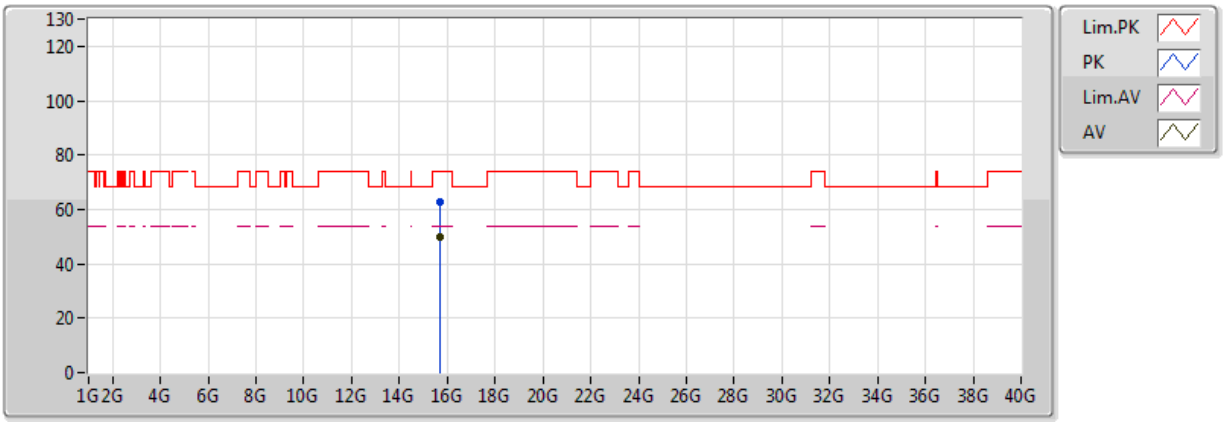

20170526
EUT X_2TX
Setting 13.5
05-M-01
FSP(100019)
No Shielding

Type	Freq(Hz)	Level(dBuV/m)	Limit(dBuV/m)	Margin(dB)	Factor(dB)	Dist(m)	Pol.(H/V)	Azimuth(°)	Height(m)	Comments
AV	15.72784G	49.90	54.00	-4.10	18.48	3	H	288	1.80	-
PK	15.71004G	62.57	74.00	-11.43	18.53	3	H	288	1.80	-

802.11a_(6Mbps)_2TX

5745MHz_TX

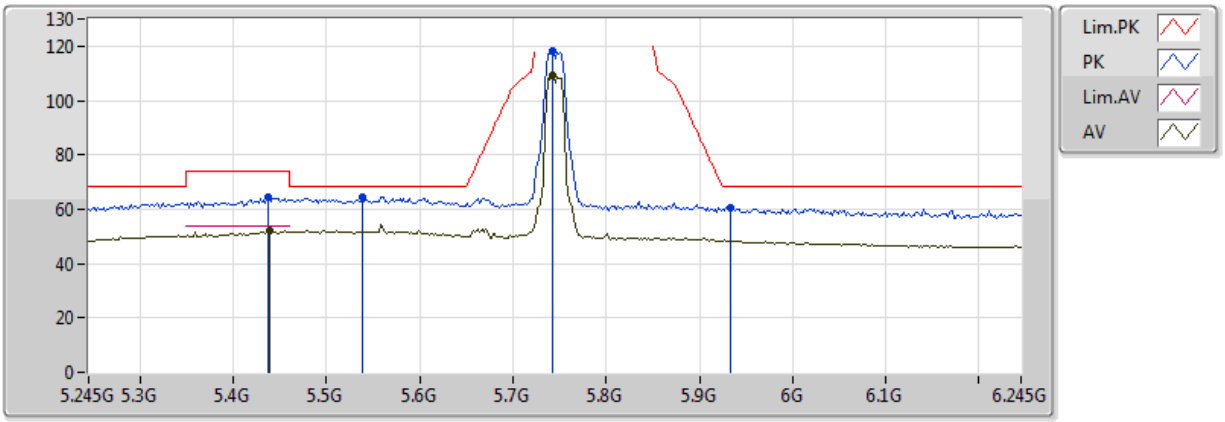

20170512
EUT X_2TX
Setting 12.5
03-E-2-10
FSP(100019)
No Shielding

Type	Freq(Hz)	Level(dBuV/m)	Limit(dBuV/m)	Margin(dB)	Factor(dB)	Dist(m)	Pol.(H/V)	Azimuth(°)	Height(m)	Comments
AV	5.439G	52.16	54.00	-1.84	6.01	3	V	1	1.50	-
AV	5.743G	109.33	Inf	-Inf	6.25	3	V	1	1.50	-
PK	5.539G	64.43	68.20	-3.77	6.19	3	V	1	1.50	-
PK	5.743G	118.33	Inf	-Inf	6.25	3	V	1	1.50	-
PK	5.933G	60.51	68.20	-7.69	6.18	3	V	1	1.50	-
PK	5.437G	64.37	74.00	-9.63	6.00	3	V	1	1.50	-

802.11a_(6Mbps)_2TX

5745MHz_TX

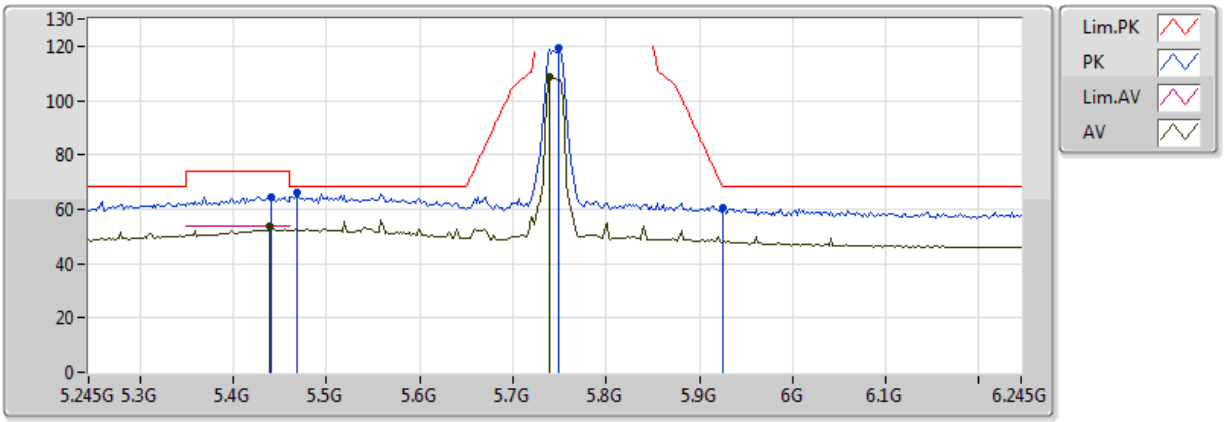

20170512
EUT X_2TX
Setting 12.5
03-E-2-10
FSP(100019)
No Shielding

Type	Freq(Hz)	Level(dBuV/m)	Limit(dBuV/m)	Margin(dB)	Factor(dB)	Dist(m)	Pol.(H/V)	Azimuth(°)	Height(m)	Comments
AV	5.439G	53.68	54.00	-0.32	6.01	3	H	0	1.72	-
AV	5.739G	108.49	Inf	-Inf	6.25	3	H	0	1.72	-
PK	5.441G	64.60	74.00	-9.40	6.01	3	H	0	1.72	-
PK	5.469G	66.02	68.20	-2.18	6.08	3	H	0	1.72	-
PK	5.749G	119.34	Inf	-Inf	6.25	3	H	0	1.72	-
PK	5.925G	60.39	68.20	-7.81	6.19	3	H	0	1.72	-

802.11a_(6Mbps)_2TX

5745MHz_TX

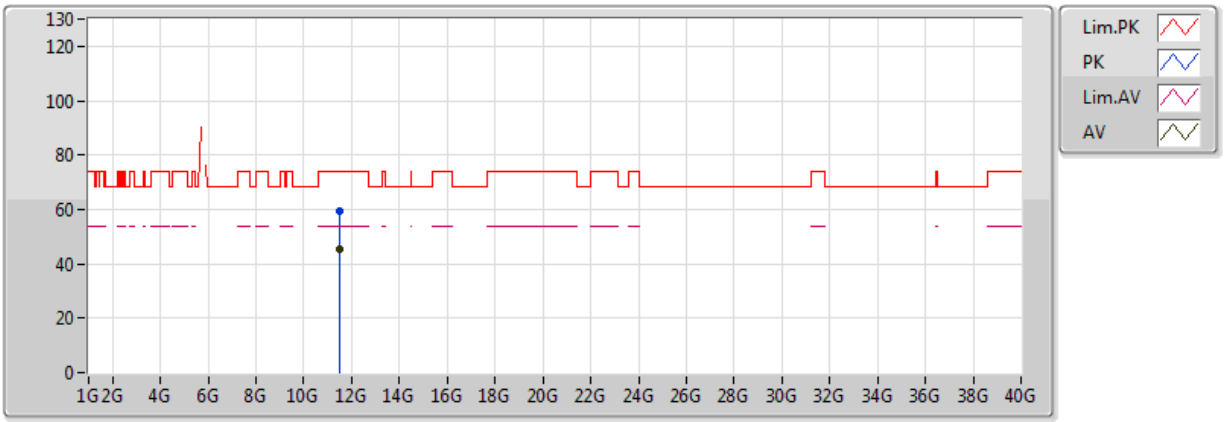

20170526
EUT X_2TX
Setting 12.5
05-M-01
FSP(100019)
No Shielding

Type	Freq(Hz)	Level(dBuV/m)	Limit(dBuV/m)	Margin(dB)	Factor(dB)	Dist(m)	Pol.(H/V)	Azimuth(°)	Height(m)	Comments
AV	11.48292G	45.29	54.00	-8.71	18.00	3	V	83	2.42	-
PK	11.49512G	59.38	74.00	-14.62	17.99	3	V	83	2.42	-

802.11a_(6Mbps)_2TX

5745MHz_TX

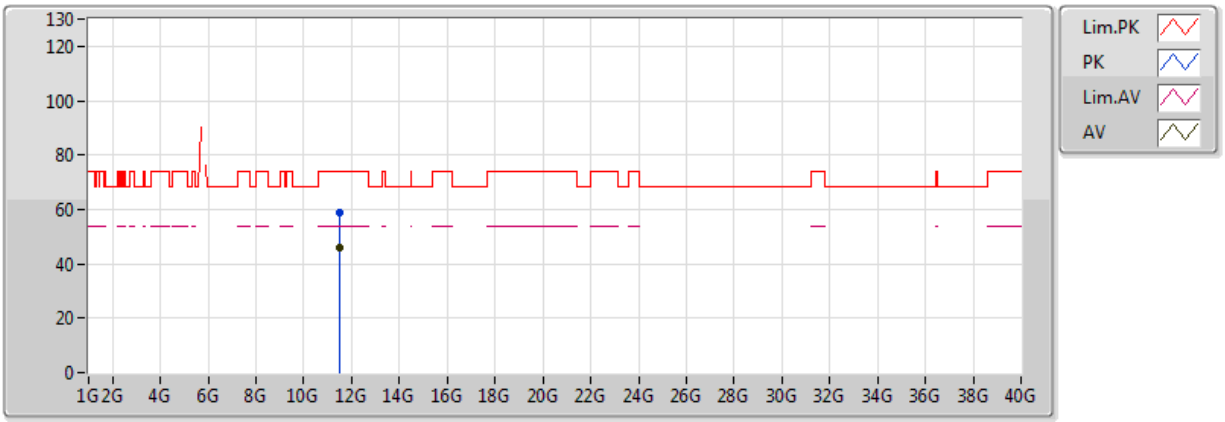

20170526
EUT X_2TX
Setting 12.5
05-M-01
FSP(100019)
No Shielding

Type	Freq(Hz)	Level(dBuV/m)	Limit(dBuV/m)	Margin(dB)	Factor(dB)	Dist(m)	Pol.(H/V)	Azimuth(°)	Height(m)	Comments
AV	11.49912G	45.86	54.00	-8.14	17.99	3	H	278	1.38	-
PK	11.49176G	58.93	74.00	-15.07	17.99	3	H	278	1.38	-

802.11a_(6Mbps)_2TX

5785MHz_TX

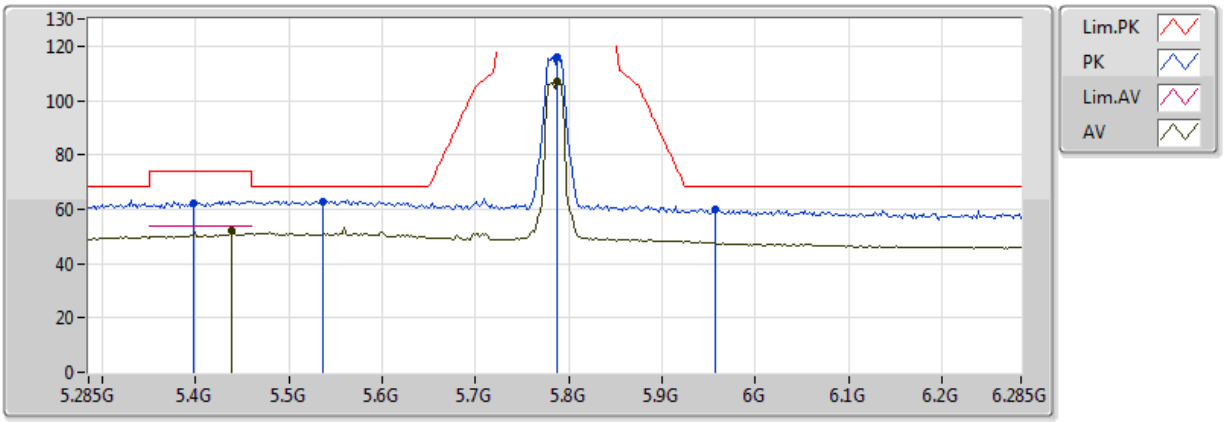

20170512
EUT X_2TX
Setting 10
03-E-2-10
FSP(100019)
No Shielding

Type	Freq(Hz)	Level(dBuV/m)	Limit(dBuV/m)	Margin(dB)	Factor(dB)	Dist(m)	Pol.(H/V)	Azimuth(°)	Height(m)	Comments
AV	5.439G	51.95	54.00	-2.05	6.01	3	V	0	1.50	-
AV	5.787G	106.99	Inf	-Inf	6.25	3	V	0	1.50	-
PK	5.397G	62.19	74.00	-11.81	5.90	3	V	0	1.50	-
PK	5.537G	62.99	68.20	-5.21	6.19	3	V	0	1.50	-
PK	5.787G	116.18	Inf	-Inf	6.25	3	V	0	1.50	-
PK	5.957G	59.97	68.20	-8.23	6.17	3	V	0	1.50	-

802.11a_(6Mbps)_2TX

5785MHz_TX

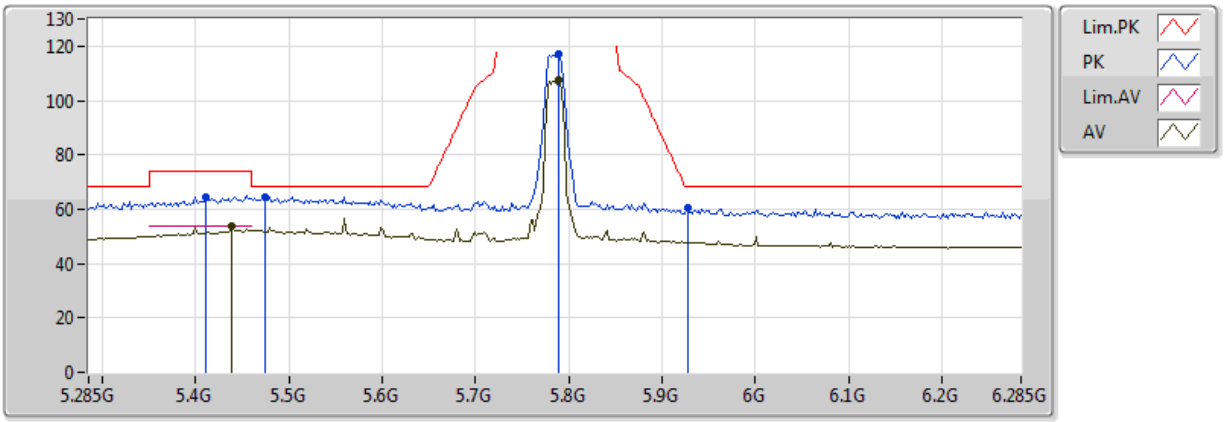

20170512
EUT X_2TX
Setting 10
03-E-2-10
FSP(100019)
No Shielding

Type	Freq(Hz)	Level(dBuV/m)	Limit(dBuV/m)	Margin(dB)	Factor(dB)	Dist(m)	Pol.(H/V)	Azimuth(°)	Height(m)	Comments
AV	5.439G	53.73	54.00	-0.27	6.01	3	H	1	1.66	-
AV	5.789G	107.46	Inf	-Inf	6.25	3	H	1	1.66	-
PK	5.411G	64.64	74.00	-9.36	5.94	3	H	1	1.66	-
PK	5.475G	64.61	68.20	-3.59	6.10	3	H	1	1.66	-
PK	5.789G	117.05	Inf	-Inf	6.25	3	H	1	1.66	-
PK	5.927G	60.62	68.20	-7.58	6.19	3	H	1	1.66	-

802.11a_(6Mbps)_2TX

5785MHz_TX

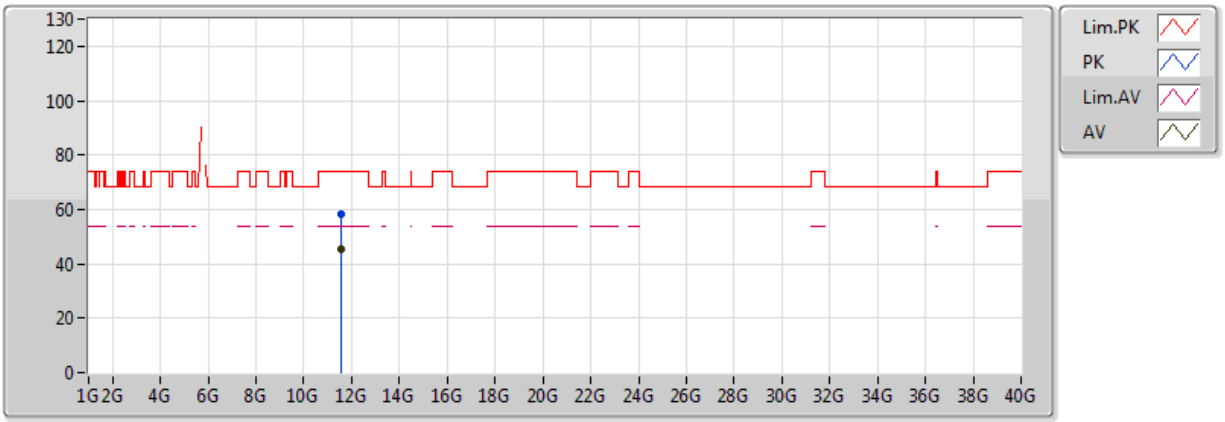

20170526
EUT X_2TX
Setting 10
05-M-01
FSP(100019)
No Shielding

Type	Freq(Hz)	Level(dBuV/m)	Limit(dBuV/m)	Margin(dB)	Factor(dB)	Dist(m)	Pol.(H/V)	Azimuth(°)	Height(m)	Comments
AV	11.564G	45.36	54.00	-8.64	17.91	3	V	5	1.33	-
PK	11.57784G	58.54	74.00	-15.46	17.89	3	V	5	1.33	-

802.11a_(6Mbps)_2TX

5785MHz_TX

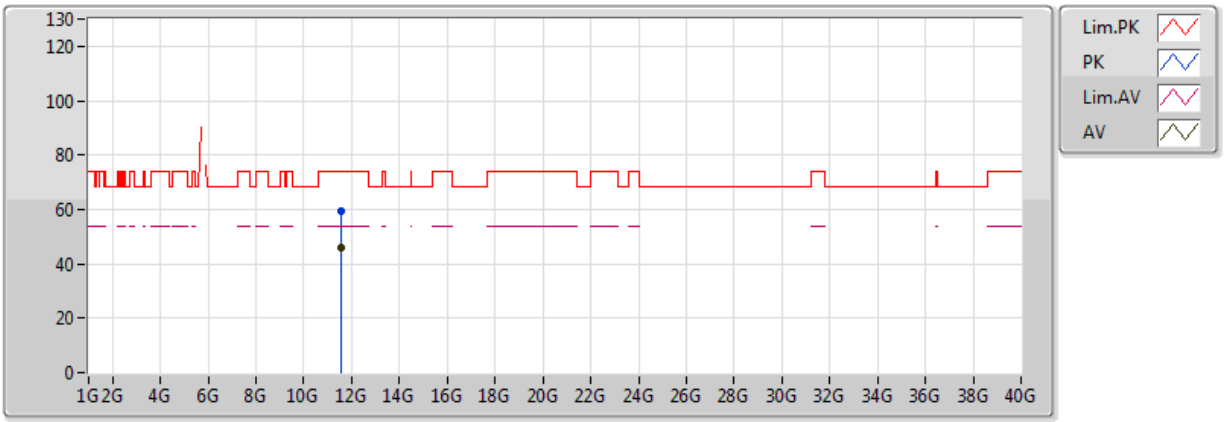

20170526
EUT X_2TX
Setting 10
05-M-01
FSP(100019)
No Shielding

Type	Freq(Hz)	Level(dBuV/m)	Limit(dBuV/m)	Margin(dB)	Factor(dB)	Dist(m)	Pol.(H/V)	Azimuth(°)	Height(m)	Comments
AV	11.57128G	45.67	54.00	-8.33	17.90	3	H	103	1.13	-
PK	11.57184G	59.26	74.00	-14.74	17.90	3	H	103	1.13	-

802.11a_(6Mbps)_2TX

5825MHz_TX

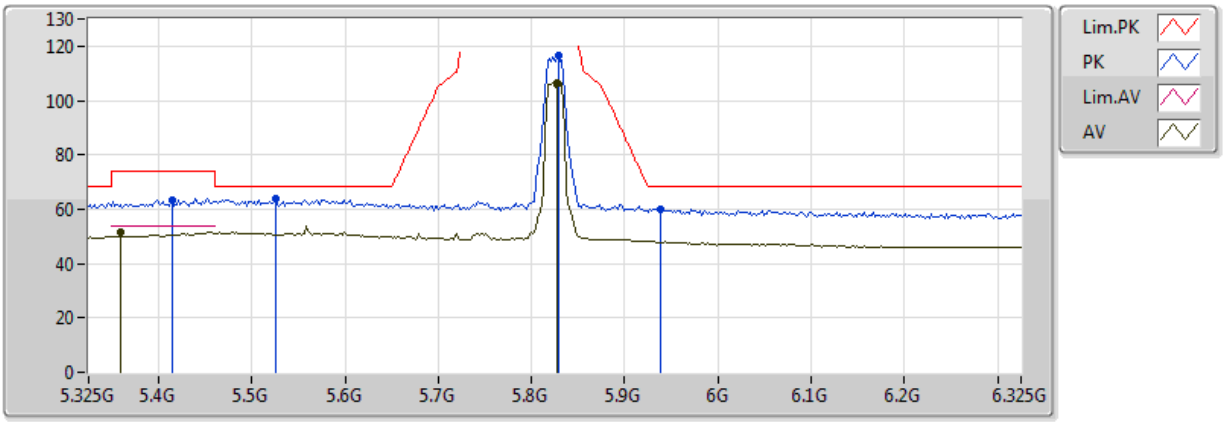

20170512
EUT X_2TX
Setting 9.5
03-E-2-10
FSP(100019)
No Shielding

Type	Freq(Hz)	Level(dBuV/m)	Limit(dBuV/m)	Margin(dB)	Factor(dB)	Dist(m)	Pol.(H/V)	Azimuth(°)	Height(m)	Comments
AV	5.359G	51.49	54.00	-2.51	5.84	3	V	0	1.47	-
AV	5.827G	106.46	Inf	-Inf	6.24	3	V	0	1.47	-
PK	5.415G	63.55	74.00	-10.45	5.95	3	V	0	1.47	-
PK	5.525G	64.01	68.20	-4.19	6.18	3	V	0	1.47	-
PK	5.829G	116.47	Inf	-Inf	6.24	3	V	0	1.47	-
PK	5.939G	60.20	68.20	-8.00	6.18	3	V	0	1.47	-

802.11a_(6Mbps)_2TX

5825MHz_TX

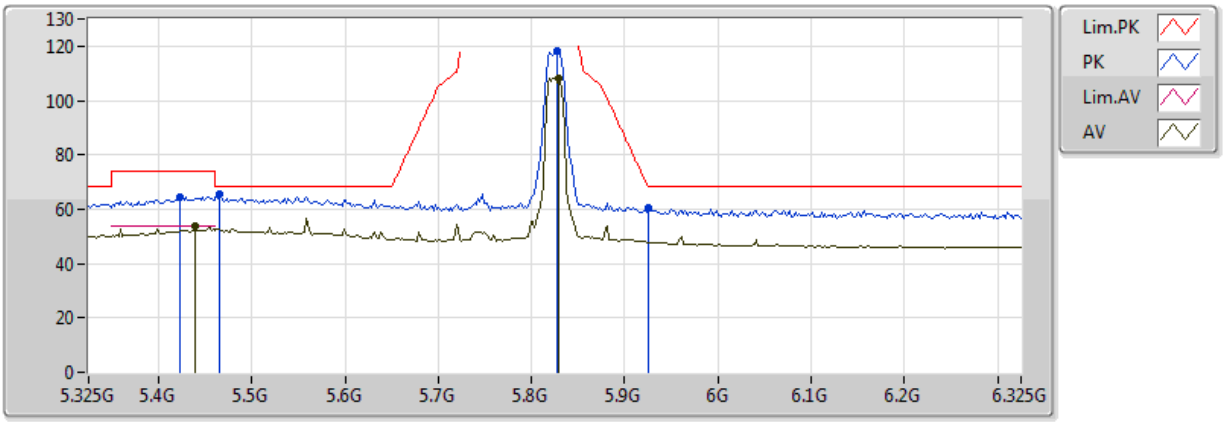

20170512
EUT X_2TX
Setting 9.5
03-E-2-10
FSP(100019)
No Shielding

Type	Freq(Hz)	Level(dBuV/m)	Limit(dBuV/m)	Margin(dB)	Factor(dB)	Dist(m)	Pol.(H/V)	Azimuth(°)	Height(m)	Comments
AV	5.439G	53.63	54.00	-0.37	6.01	3	H	0	1.68	-
AV	5.829G	108.02	Inf	-Inf	6.24	3	H	0	1.68	-
PK	5.423G	64.43	74.00	-9.57	5.97	3	H	0	1.68	-
PK	5.465G	65.69	68.20	-2.51	6.07	3	H	0	1.68	-
PK	5.827G	118.21	Inf	-Inf	6.24	3	H	0	1.68	-
PK	5.925G	60.46	68.20	-7.74	6.19	3	H	0	1.68	-

802.11a_(6Mbps)_2TX

5825MHz_TX

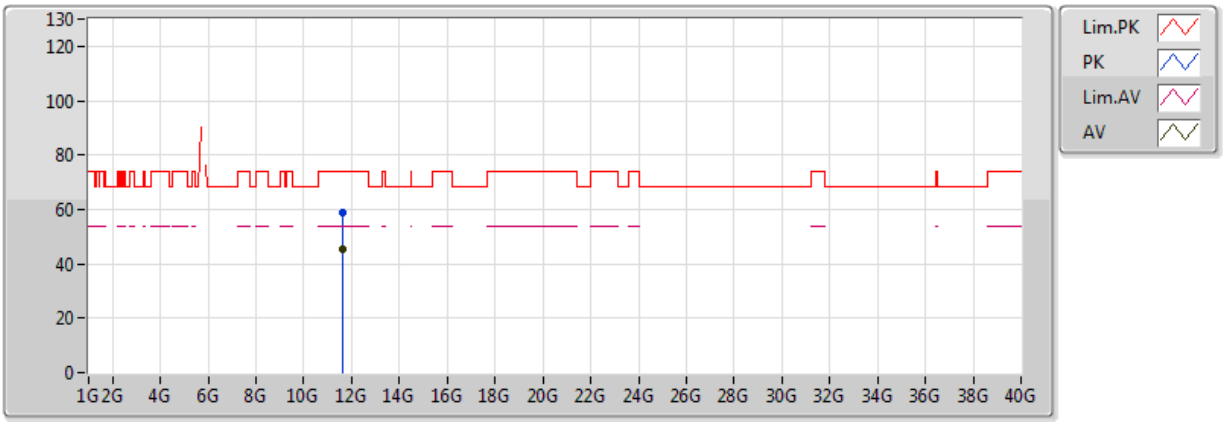

20170526
EUT X_2TX
Setting 9.5
05-M-01
FSP(100019)
No Shielding

Type	Freq(Hz)	Level(dBuV/m)	Limit(dBuV/m)	Margin(dB)	Factor(dB)	Dist(m)	Pol.(H/V)	Azimuth(°)	Height(m)	Comments
AV	11.64764G	45.15	54.00	-8.85	17.81	3	V	299	1.43	-
PK	11.65136G	58.90	74.00	-15.10	17.81	3	V	299	1.43	-

802.11a_(6Mbps)_2TX

5825MHz_TX

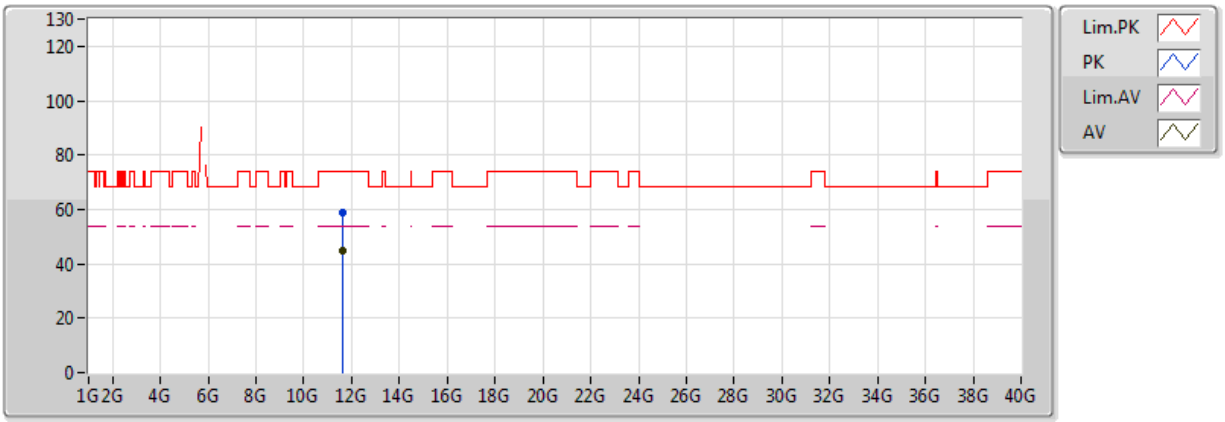

20170526
EUT X_2TX
Setting 9.5
05-M-01
FSP(100019)
No Shielding

Type	Freq(Hz)	Level(dBuV/m)	Limit(dBuV/m)	Margin(dB)	Factor(dB)	Dist(m)	Pol.(H/V)	Azimuth(°)	Height(m)	Comments
AV	11.65168G	45.10	54.00	-8.90	17.81	3	H	47	1.63	-
PK	11.65456G	58.91	74.00	-15.09	17.80	3	H	47	1.63	-

802.11n HT20_Nss1,(MCS0)_2TX

5180MHz_TX

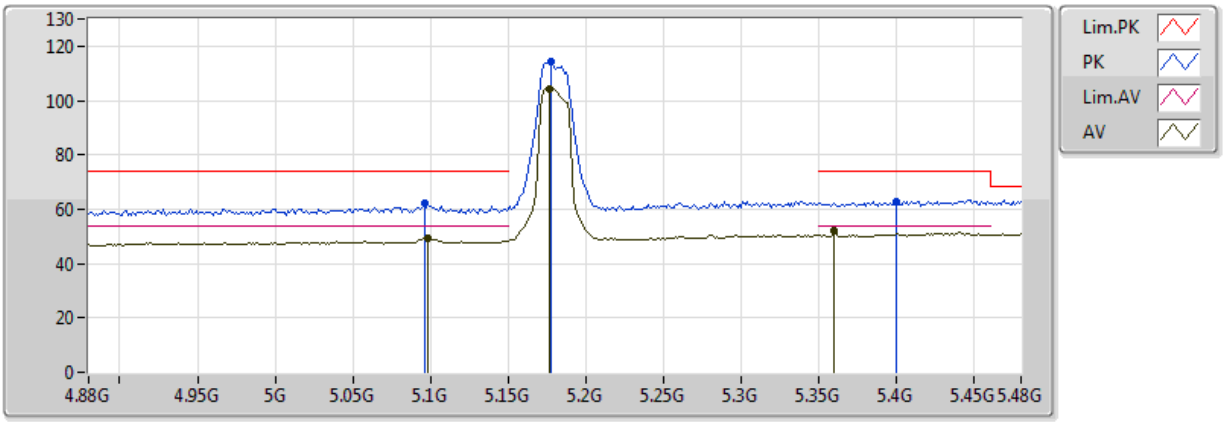

20170512
EUT X_2TX
Setting 13
03-E-2-10
FSP(100019)
No Shielding

Type	Freq(Hz)	Level(dBuV/m)	Limit(dBuV/m)	Margin(dB)	Factor(dB)	Dist(m)	Pol.(H/V)	Azimuth(°)	Height(m)	Comments
AV	5.0984G	49.26	54.00	-4.74	5.34	3	V	1	1.37	-
AV	5.1764G	104.44	Inf	-Inf	5.50	3	V	1	1.37	-
AV	5.36G	51.98	54.00	-2.02	5.84	3	V	1	1.37	-
PK	5.096G	61.99	74.00	-12.01	5.33	3	V	1	1.37	-
PK	5.1776G	114.09	Inf	-Inf	5.50	3	V	1	1.37	-
PK	5.3996G	62.85	74.00	-11.15	5.91	3	V	1	1.37	-

802.11n HT20_Nss1,(MCS0)_2TX

5180MHz_TX

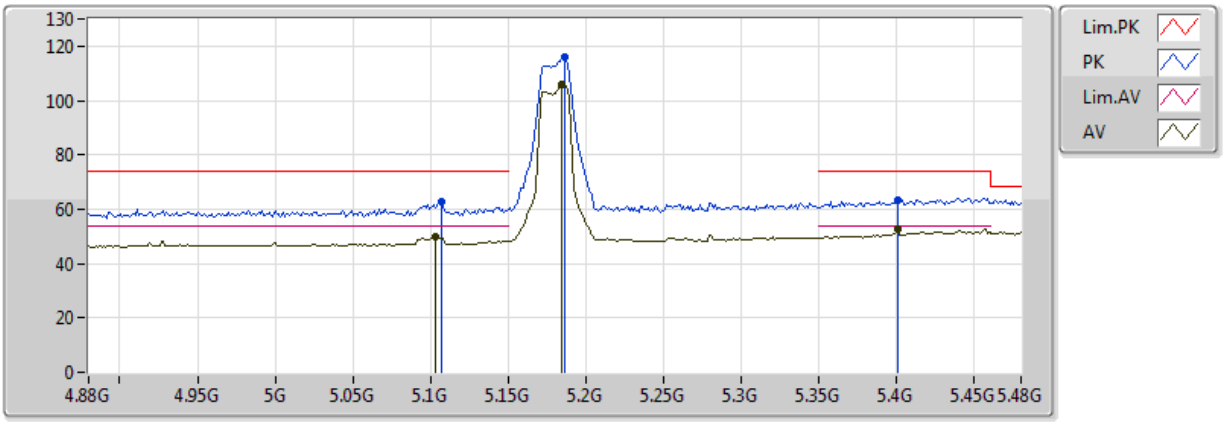

20170512
EUT X_2TX
Setting 13
03-E-2-10
FSP(100019)
No Shielding

Type	Freq(Hz)	Level(dBuV/m)	Limit(dBuV/m)	Margin(dB)	Factor(dB)	Dist(m)	Pol.(H/V)	Azimuth(°)	Height(m)	Comments
AV	5.1032G	49.63	54.00	-4.37	5.35	3	H	1	1.66	-
AV	5.1848G	105.70	Inf	-Inf	5.52	3	H	1	1.66	-
AV	5.4008G	52.79	54.00	-1.21	5.91	3	H	1	1.66	-
PK	5.1068G	62.86	74.00	-11.14	5.35	3	H	1	1.66	-
PK	5.186G	115.85	Inf	-Inf	5.52	3	H	1	1.66	-
PK	5.4008G	63.35	74.00	-10.65	5.91	3	H	1	1.66	-

802.11n HT20_Nss1,(MCS0)_2TX

5180MHz_TX

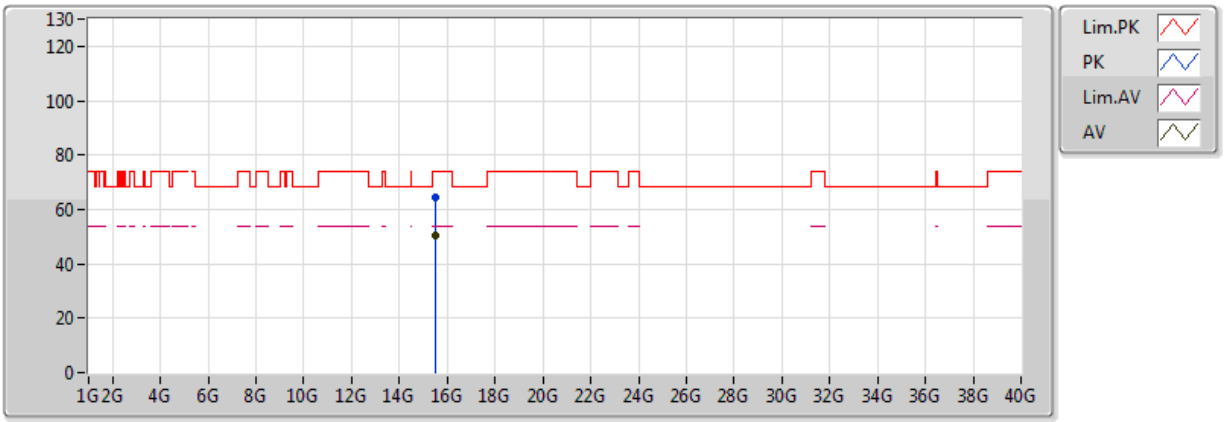

20170526
EUT X_2TX
Setting 13
05-M-01
FSP(100019)
No Shielding

Type	Freq(Hz)	Level(dBuV/m)	Limit(dBuV/m)	Margin(dB)	Factor(dB)	Dist(m)	Pol.(H/V)	Azimuth(°)	Height(m)	Comments
AV	15.53604G	50.64	54.00	-3.36	19.08	3	V	281	2.37	-
PK	15.53712G	64.23	74.00	-9.77	19.07	3	V	281	2.37	-

802.11n HT20_Nss1,(MCS0)_2TX

5180MHz_TX

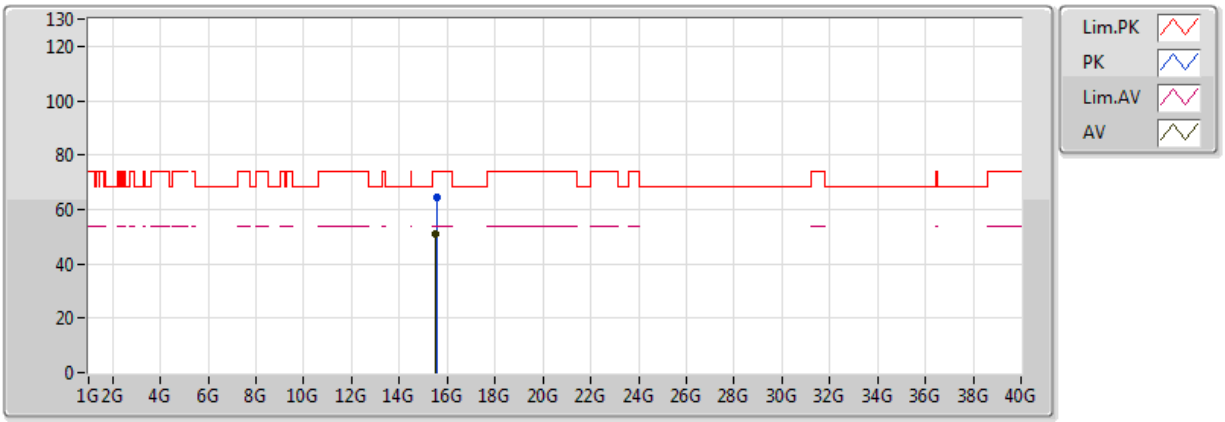

20170526
EUT X_2TX
Setting 13
05-M-01
FSP(100019)
No Shielding

Type	Freq(Hz)	Level(dBuV/m)	Limit(dBuV/m)	Margin(dB)	Factor(dB)	Dist(m)	Pol.(H/V)	Azimuth(°)	Height(m)	Comments
AV	15.53516G	50.73	54.00	-3.27	19.08	3	H	271	1.29	-
PK	15.54656G	64.17	74.00	-9.83	19.04	3	H	271	1.29	-

802.11n HT20_Nss1,(MCS0)_2TX

5200MHz_TX

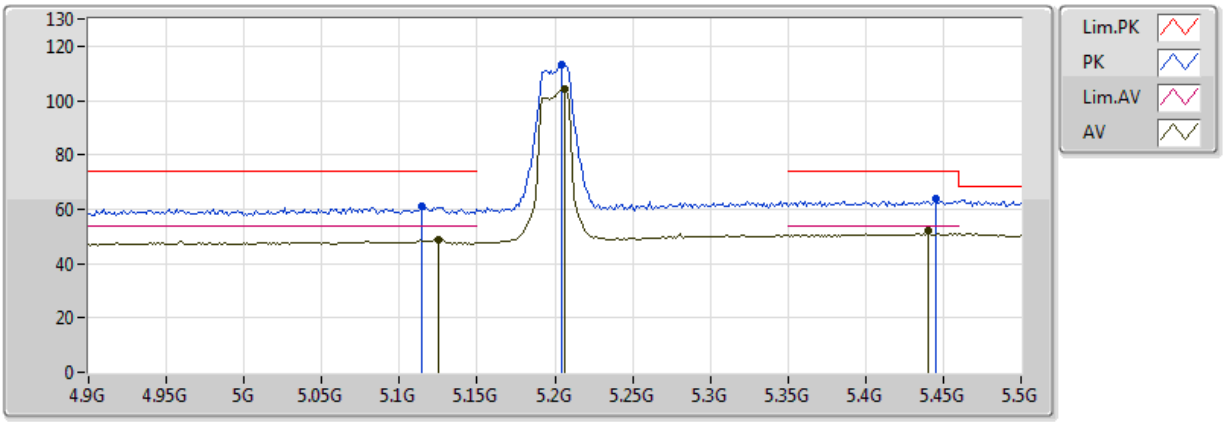

20170512
EUT X_2TX
Setting 12
03-E-2-10
FSP(100019)
No Shielding

Type	Freq(Hz)	Level(dBuV/m)	Limit(dBuV/m)	Margin(dB)	Factor(dB)	Dist(m)	Pol.(H/V)	Azimuth(°)	Height(m)	Comments
AV	5.1256G	48.88	54.00	-5.12	5.39	3	V	1	1.50	-
AV	5.206G	103.95	Inf	-Inf	5.56	3	V	1	1.50	-
AV	5.44G	51.84	54.00	-2.16	6.01	3	V	1	1.50	-
PK	5.1148G	61.31	74.00	-12.69	5.37	3	V	1	1.50	-
PK	5.2048G	113.11	Inf	-Inf	5.56	3	V	1	1.50	-
PK	5.4448G	63.61	74.00	-10.39	6.02	3	V	1	1.50	-

802.11n HT20_Nss1,(MCS0)_2TX

5200MHz_TX

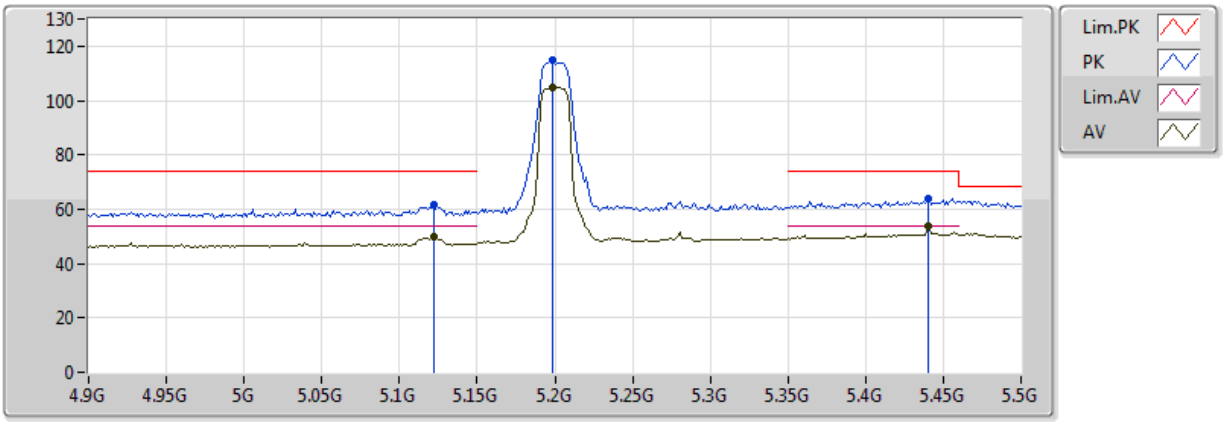

20170512
EUT X_2TX
Setting 12
03-E-2-10
FSP(100019)
No Shielding

Type	Freq(Hz)	Level(dBuV/m)	Limit(dBuV/m)	Margin(dB)	Factor(dB)	Dist(m)	Pol.(H/V)	Azimuth(°)	Height(m)	Comments
AV	5.122G	49.61	54.00	-4.39	5.39	3	H	359	1.64	-
AV	5.1988G	104.98	Inf	-Inf	5.55	3	H	359	1.64	-
AV	5.44G	53.69	54.00	-0.31	6.01	3	H	359	1.64	-
PK	5.122G	61.53	74.00	-12.47	5.39	3	H	359	1.64	-
PK	5.1988G	114.60	Inf	-Inf	5.55	3	H	359	1.64	-
PK	5.44G	63.72	74.00	-10.28	6.01	3	H	0	1.49	-

802.11n HT20_Nss1,(MCS0)_2TX

5200MHz_TX

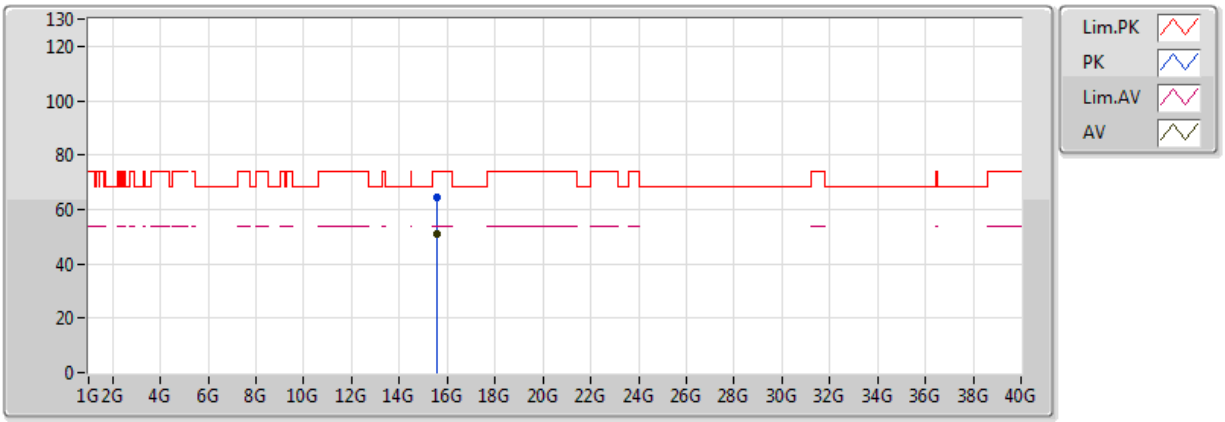

20170526
EUT X_2TX
Setting 12
05-M-01
FSP(100019)
No Shielding

Type	Freq(Hz)	Level(dBuV/m)	Limit(dBuV/m)	Margin(dB)	Factor(dB)	Dist(m)	Pol.(H/V)	Azimuth(°)	Height(m)	Comments
AV	15.5994G	50.80	54.00	-3.20	18.88	3	V	200	1.00	-
PK	15.5928G	64.61	74.00	-9.39	18.90	3	V	200	1.00	-

802.11n HT20_Nss1,(MCS0)_2TX

5200MHz_TX

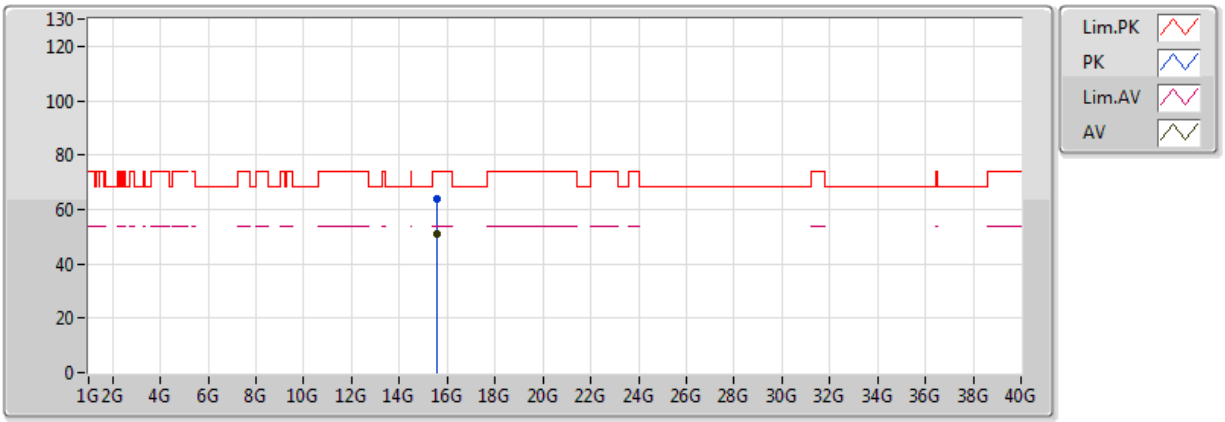

20170526
EUT X_2TX
Setting 12
05-M-01
FSP(100019)
No Shielding

Type	Freq(Hz)	Level(dBuV/m)	Limit(dBuV/m)	Margin(dB)	Factor(dB)	Dist(m)	Pol.(H/V)	Azimuth(°)	Height(m)	Comments
AV	15.59452G	50.92	54.00	-3.08	18.90	3	H	86	1.85	-
PK	15.5982G	64.05	74.00	-9.95	18.88	3	H	86	1.85	-

802.11n HT20_Nss1,(MCS0)_2TX

5240MHz_TX

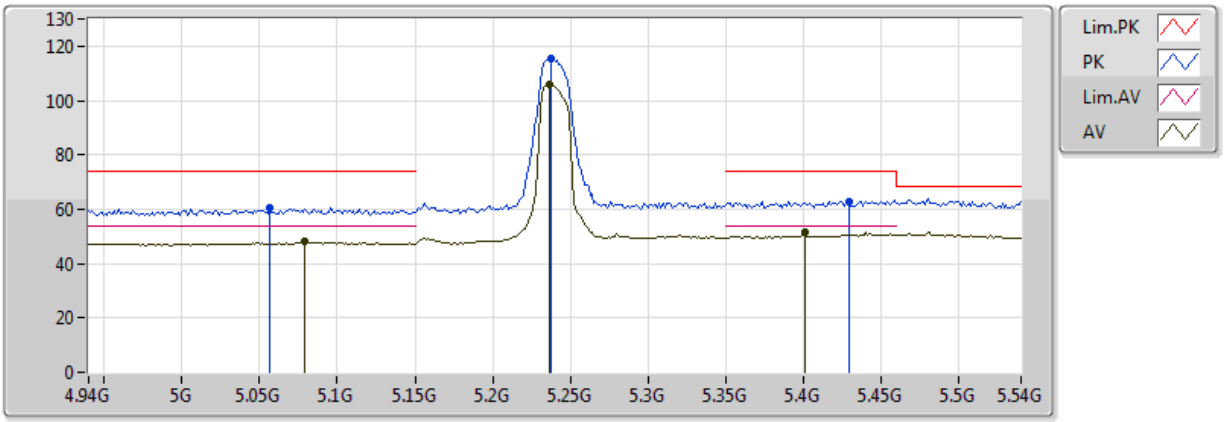

20170512
EUT X_2TX
Setting 13.5
03-E-2-10
FSP(100019)
No Shielding

Type	Freq(Hz)	Level(dBuV/m)	Limit(dBuV/m)	Margin(dB)	Factor(dB)	Dist(m)	Pol.(H/V)	Azimuth(°)	Height(m)	Comments
AV	5.0792G	48.36	54.00	-5.64	5.29	3	V	1	1.34	-
AV	5.2364G	106.00	Inf	-Inf	5.62	3	V	1	1.34	-
AV	5.4008G	51.78	54.00	-2.22	5.91	3	V	1	1.34	-
PK	5.0564G	60.73	74.00	-13.27	5.23	3	V	1	1.34	-
PK	5.2376G	115.54	Inf	-Inf	5.62	3	V	1	1.34	-
PK	5.4296G	63.03	74.00	-10.97	5.98	3	V	1	1.34	-

802.11n HT20_Nss1,(MCS0)_2TX

5240MHz_TX

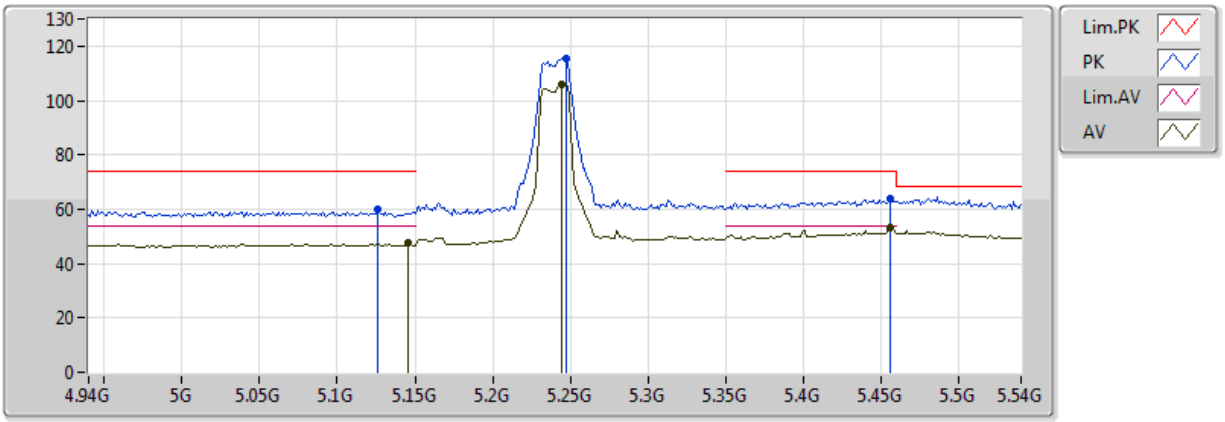

20170512
EUT X_2TX
Setting 13.5
03-E-2-10
FSP(100019)
No Shielding

Type	Freq(Hz)	Level(dBuV/m)	Limit(dBuV/m)	Margin(dB)	Factor(dB)	Dist(m)	Pol.(H/V)	Azimuth(°)	Height(m)	Comments
AV	5.1452G	47.43	54.00	-6.57	5.43	3	H	1	1.61	-
AV	5.2448G	106.04	Inf	-Inf	5.64	3	H	1	1.61	-
AV	5.456G	53.11	54.00	-0.89	6.05	3	H	1	1.61	-
PK	5.126G	59.70	74.00	-14.30	5.39	3	H	1	1.61	-
PK	5.2472G	115.30	Inf	-Inf	5.64	3	H	1	1.61	-
PK	5.456G	63.88	74.00	-10.12	6.05	3	H	0	1.49	-

802.11n HT20_Nss1,(MCS0)_2TX

5240MHz_TX

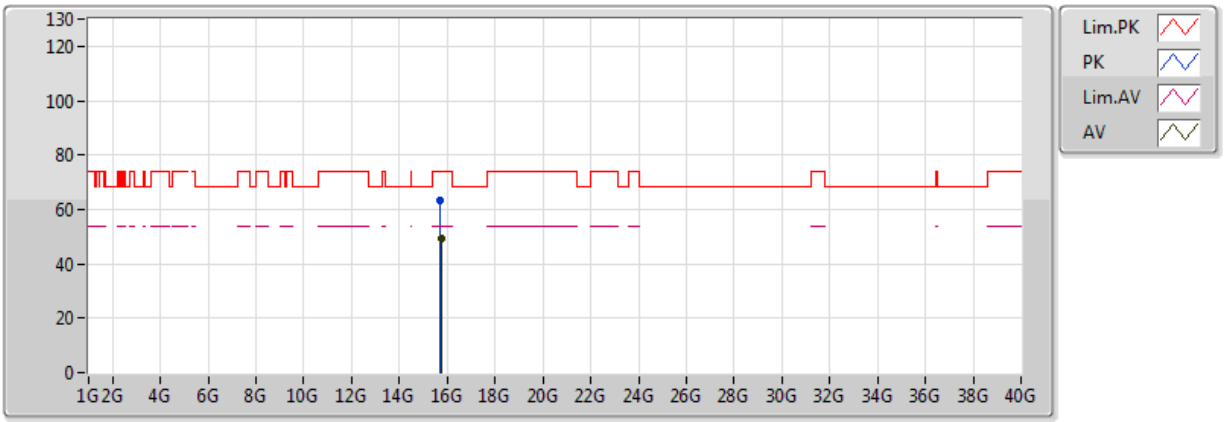

20170526
EUT X_2TX
Setting 13.5
05-M-01
FSP(100019)
No Shielding

Type	Freq(Hz)	Level(dBuV/m)	Limit(dBuV/m)	Margin(dB)	Factor(dB)	Dist(m)	Pol.(H/V)	Azimuth(°)	Height(m)	Comments
AV	15.7294G	49.29	54.00	-4.71	18.47	3	V	272	1.68	-
PK	15.72584G	63.17	74.00	-10.83	18.49	3	V	272	1.68	-

802.11n HT20_Nss1,(MCS0)_2TX

5240MHz_TX

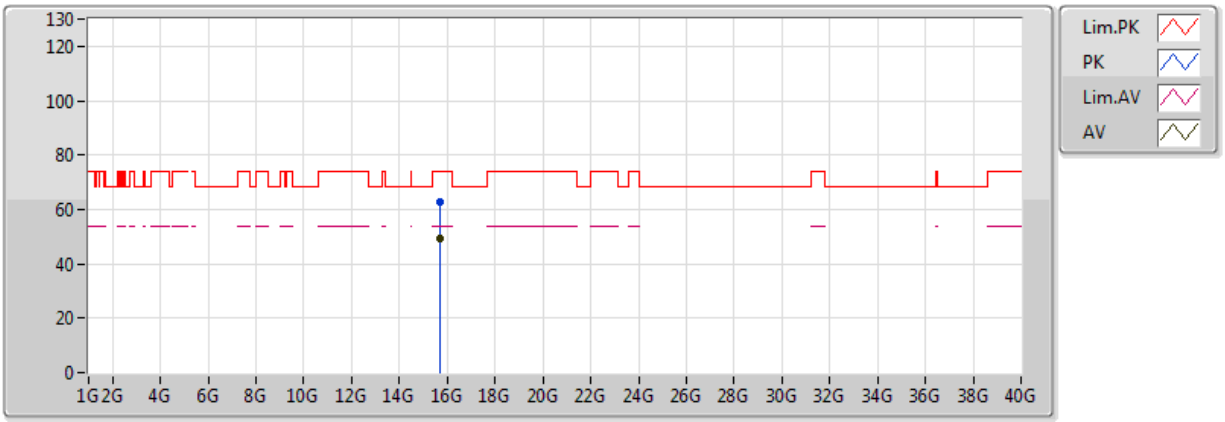

20170526
EUT X_2TX
Setting 13.5
05-M-01
FSP(100019)
No Shielding

Type	Freq(Hz)	Level(dBuV/m)	Limit(dBuV/m)	Margin(dB)	Factor(dB)	Dist(m)	Pol.(H/V)	Azimuth(°)	Height(m)	Comments
AV	15.71632G	49.18	54.00	-4.82	18.52	3	H	62	1.30	-
PK	15.71936G	62.71	74.00	-11.29	18.51	3	H	62	1.30	-

802.11n HT20_Nss1,(MCS0)_2TX

5745MHz_TX

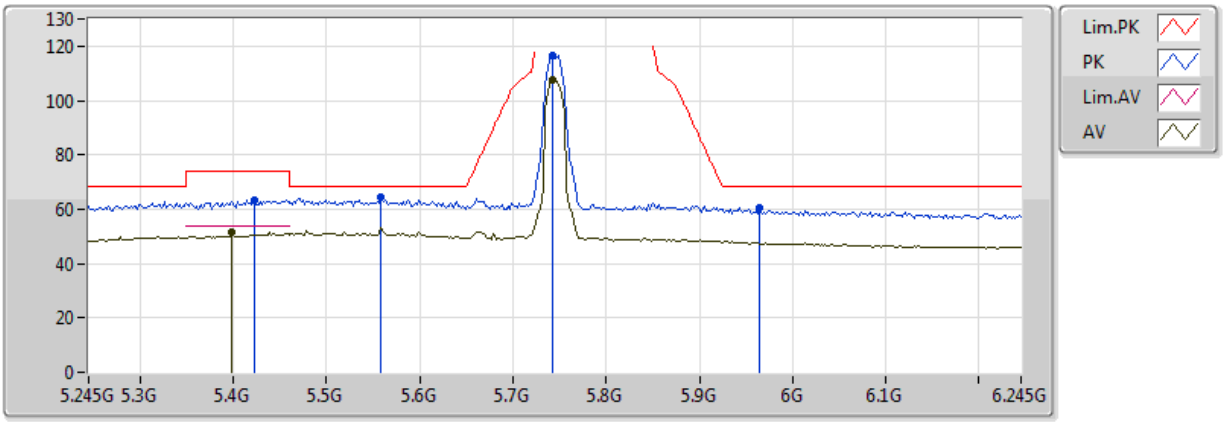

20170512
EUT X_2TX
Setting 11
03-E-2-10
FSP(100019)
No Shielding

Type	Freq(Hz)	Level(dBuV/m)	Limit(dBuV/m)	Margin(dB)	Factor(dB)	Dist(m)	Pol.(H/V)	Azimuth(°)	Height(m)	Comments
AV	5.399G	51.79	54.00	-2.21	5.91	3	V	360	1.48	-
AV	5.743G	107.43	Inf	-Inf	6.25	3	V	360	1.48	-
PK	5.423G	63.16	74.00	-10.84	5.97	3	V	360	1.48	-
PK	5.559G	64.25	68.20	-3.95	6.21	3	V	360	1.48	-
PK	5.743G	116.76	Inf	-Inf	6.25	3	V	360	1.48	-
PK	5.965G	60.29	68.20	-7.91	6.17	3	V	360	1.48	-

802.11n HT20_Nss1,(MCS0)_2TX

5745MHz_TX

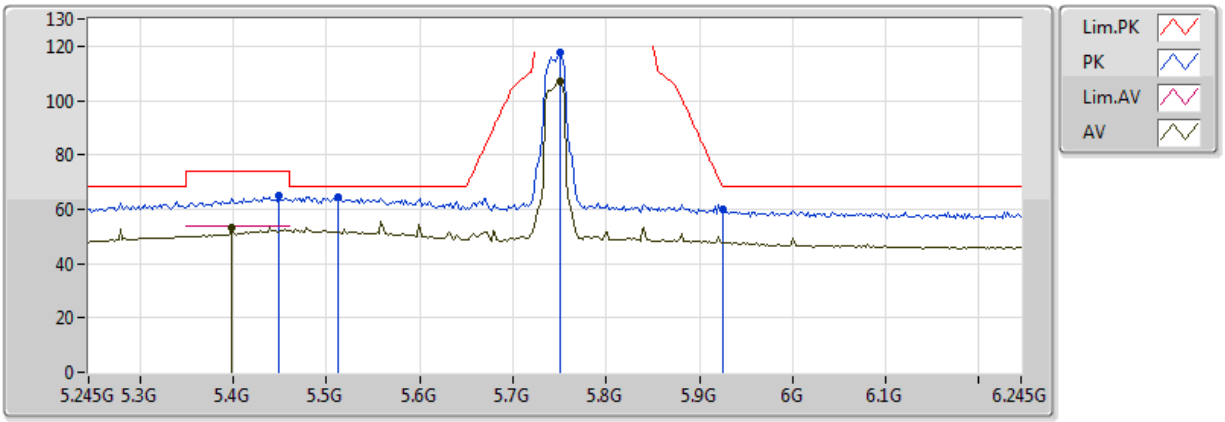

20170512
EUT X_2TX
Setting 11
03-E-2-10
FSP(100019)
No Shielding

Type	Freq(Hz)	Level(dBuV/m)	Limit(dBuV/m)	Margin(dB)	Factor(dB)	Dist(m)	Pol.(H/V)	Azimuth(°)	Height(m)	Comments
AV	5.399G	53.48	54.00	-0.52	5.91	3	H	1	1.67	-
AV	5.751G	107.26	Inf	-Inf	6.25	3	H	1	1.67	-
PK	5.449G	65.08	74.00	-8.92	6.03	3	H	1	1.67	-
PK	5.513G	64.52	68.20	-3.68	6.17	3	H	1	1.67	-
PK	5.751G	117.63	Inf	-Inf	6.25	3	H	1	1.67	-
PK	5.925G	59.73	68.20	-8.47	6.19	3	H	1	1.67	-

802.11n HT20_Nss1,(MCS0)_2TX

5745MHz_TX

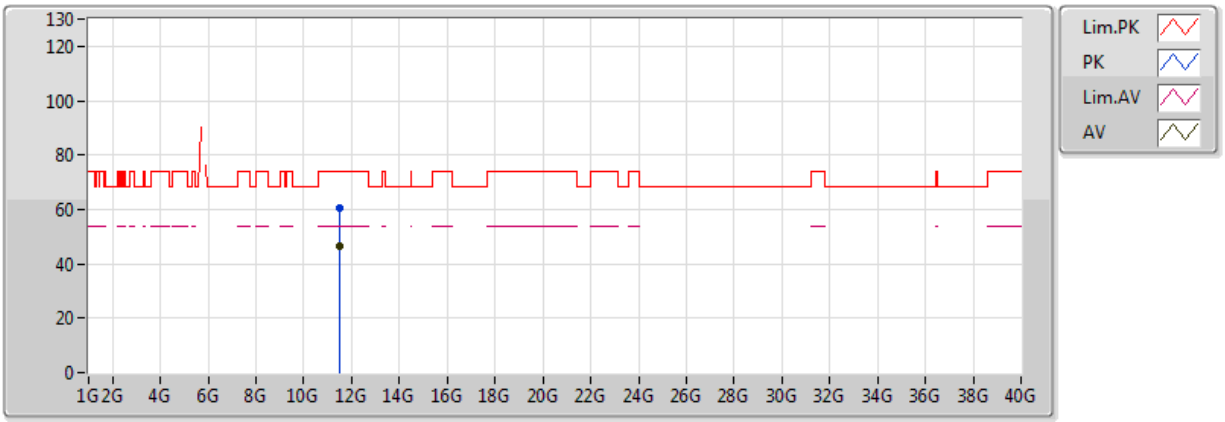

20170526
EUT X_2TX
Setting 11
05-M-01
FSP(100019)
No Shielding

Type	Freq(Hz)	Level(dBuV/m)	Limit(dBuV/m)	Margin(dB)	Factor(dB)	Dist(m)	Pol.(H/V)	Azimuth(°)	Height(m)	Comments
AV	11.4956G	46.42	54.00	-7.58	17.99	3	V	328	2.17	-
PK	11.4842G	60.25	74.00	-13.75	18.00	3	V	328	2.17	-

802.11n HT20_Nss1,(MCS0)_2TX

5745MHz_TX

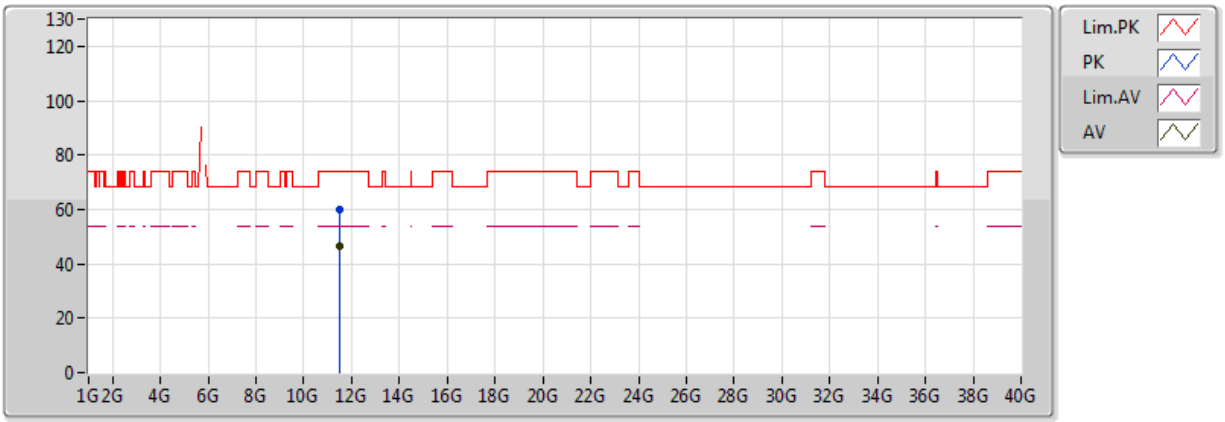

20170526
EUT X_2TX
Setting 11
05-M-01
FSP(100019)
No Shielding

Type	Freq(Hz)	Level(dBuV/m)	Limit(dBuV/m)	Margin(dB)	Factor(dB)	Dist(m)	Pol.(H/V)	Azimuth(°)	Height(m)	Comments
AV	11.48352G	46.24	54.00	-7.76	18.00	3	H	157	1.89	-
PK	11.48556G	59.72	74.00	-14.28	18.00	3	H	157	1.89	-

802.11n HT20_Nss1,(MCS0)_2TX

5785MHz_TX

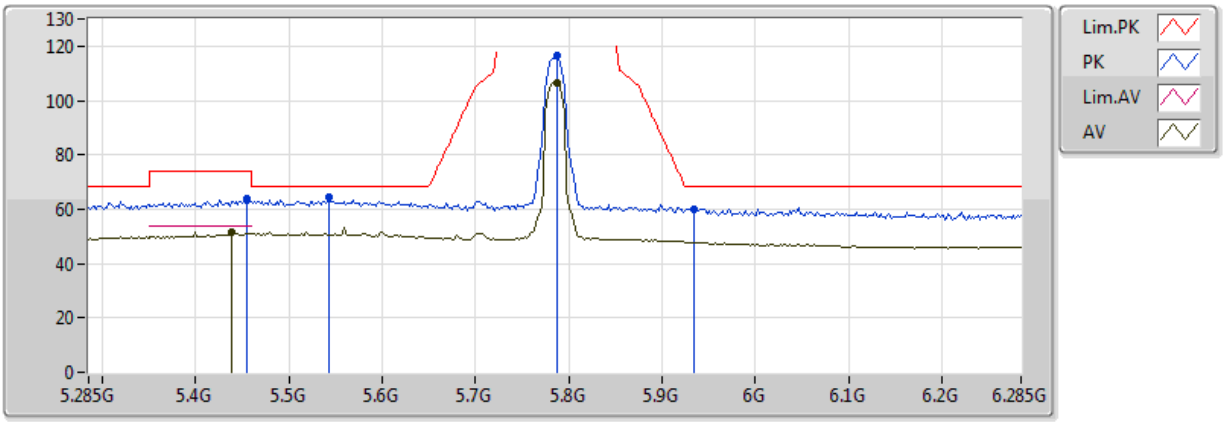

20170512
EUT X_2TX
Setting 10
03-E-2-10
FSP(100019)
No Shielding

Type	Freq(Hz)	Level(dBuV/m)	Limit(dBuV/m)	Margin(dB)	Factor(dB)	Dist(m)	Pol.(H/V)	Azimuth(°)	Height(m)	Comments
AV	5.439G	51.40	54.00	-2.60	6.01	3	V	0	1.49	-
AV	5.787G	106.74	Inf	-Inf	6.25	3	V	0	1.49	-
PK	5.455G	63.90	74.00	-10.10	6.05	3	V	0	1.49	-
PK	5.543G	64.23	68.20	-3.97	6.19	3	V	0	1.49	-
PK	5.787G	116.42	Inf	-Inf	6.25	3	V	0	1.49	-
PK	5.935G	60.21	68.20	-7.99	6.18	3	V	0	1.49	-

802.11n HT20_Nss1,(MCS0)_2TX

5785MHz_TX

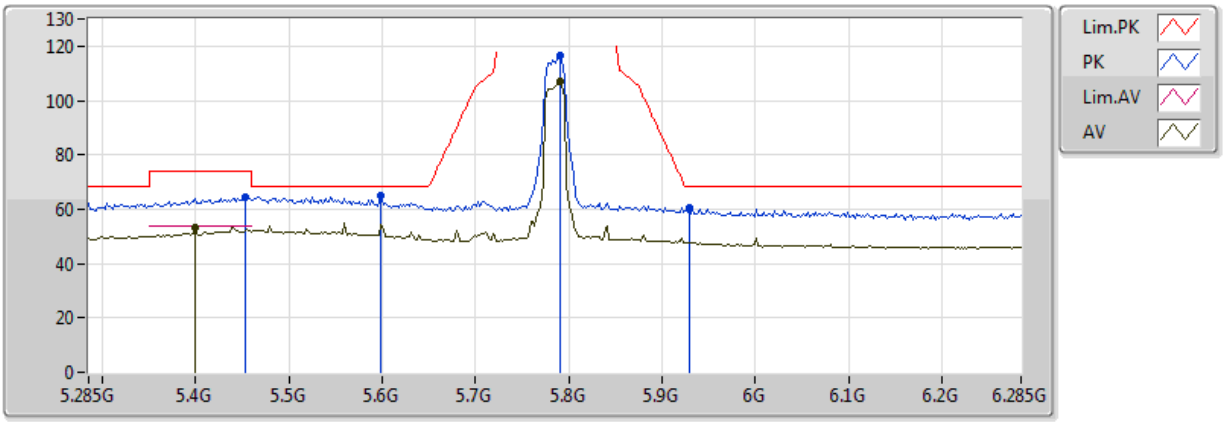

20170512
EUT X_2TX
Setting 10
03-E-2-10
FSP(100019)
No Shielding

Type	Freq(Hz)	Level(dBuV/m)	Limit(dBuV/m)	Margin(dB)	Factor(dB)	Dist(m)	Pol.(H/V)	Azimuth(°)	Height(m)	Comments
AV	5.399G	53.50	54.00	-0.50	5.91	3	H	0	1.65	-
AV	5.791G	106.87	Inf	-Inf	6.25	3	H	0	1.65	-
PK	5.453G	64.31	74.00	-9.69	6.04	3	H	0	1.49	-
PK	5.599G	65.05	68.20	-3.15	6.24	3	H	0	1.65	-
PK	5.791G	116.78	Inf	-Inf	6.25	3	H	0	1.65	-
PK	5.929G	60.34	68.20	-7.86	6.19	3	H	0	1.65	-

802.11n HT20_Nss1,(MCS0)_2TX

5785MHz_TX

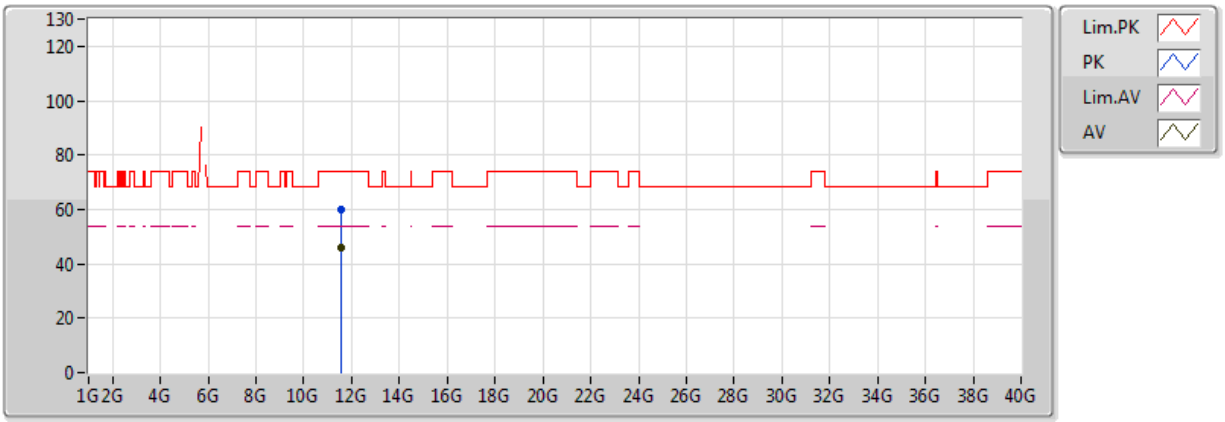

20170526
EUT X_2TX
Setting 10
05-M-01
FSP(100019)
No Shielding

Type	Freq(Hz)	Level(dBuV/m)	Limit(dBuV/m)	Margin(dB)	Factor(dB)	Dist(m)	Pol.(H/V)	Azimuth(°)	Height(m)	Comments
AV	11.57692G	45.97	54.00	-8.03	17.90	3	V	122	1.56	-
PK	11.56344G	59.86	74.00	-14.14	17.91	3	V	122	1.56	-

802.11n HT20_Nss1,(MCS0)_2TX

5785MHz_TX

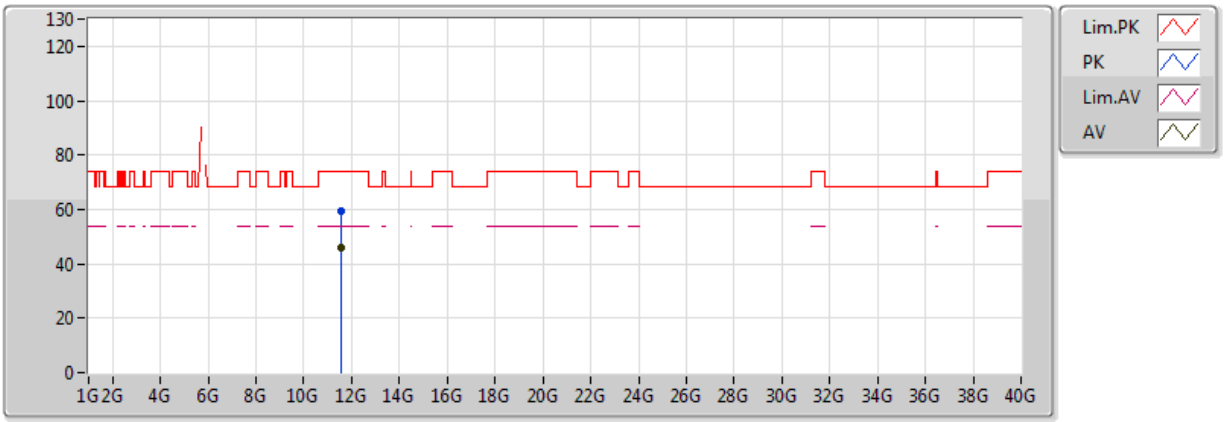

20170526
EUT X_2TX
Setting 10
05-M-01
FSP(100019)
No Shielding

Type	Freq(Hz)	Level(dBuV/m)	Limit(dBuV/m)	Margin(dB)	Factor(dB)	Dist(m)	Pol.(H/V)	Azimuth(°)	Height(m)	Comments
AV	11.57096G	46.02	54.00	-7.98	17.90	3	H	250	1.95	-
PK	11.56304G	59.30	74.00	-14.70	17.91	3	H	250	1.95	-

802.11n HT20_Nss1,(MCS0)_2TX

5825MHz_TX

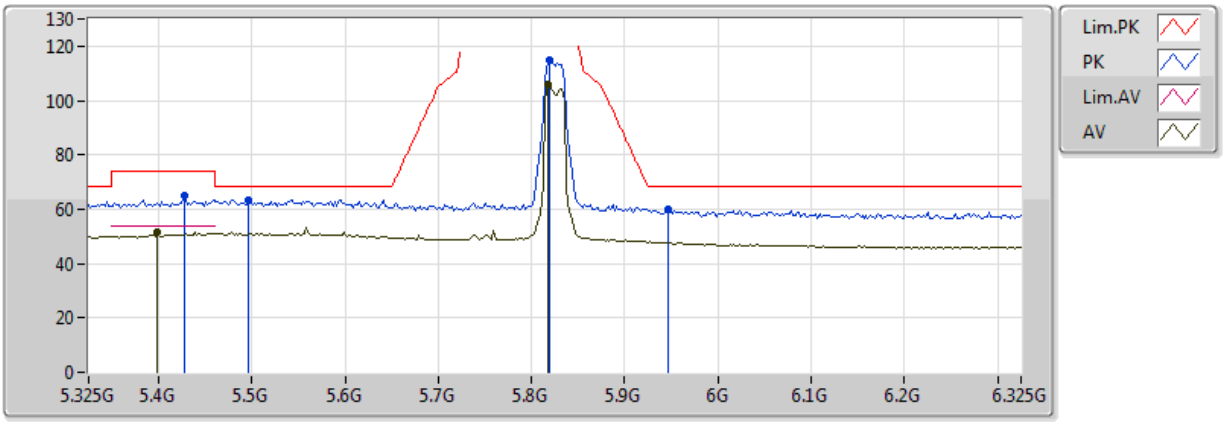

20170512
EUT X_2TX
Setting 9
03-E-2-10
FSP(100019)
No Shielding

Type	Freq(Hz)	Level(dBuV/m)	Limit(dBuV/m)	Margin(dB)	Factor(dB)	Dist(m)	Pol.(H/V)	Azimuth(°)	Height(m)	Comments
AV	5.399G	51.68	54.00	-2.32	5.91	3	V	0	1.52	-
AV	5.817G	105.70	Inf	-Inf	6.24	3	V	0	1.52	-
PK	5.427G	65.14	74.00	-8.86	5.98	3	V	0	1.52	-
PK	5.497G	63.31	68.20	-4.89	6.15	3	V	0	1.52	-
PK	5.819G	114.81	Inf	-Inf	6.24	3	V	0	1.52	-
PK	5.947G	59.95	68.20	-8.25	6.18	3	V	0	1.52	-

802.11n HT20_Nss1,(MCS0)_2TX

5825MHz_TX

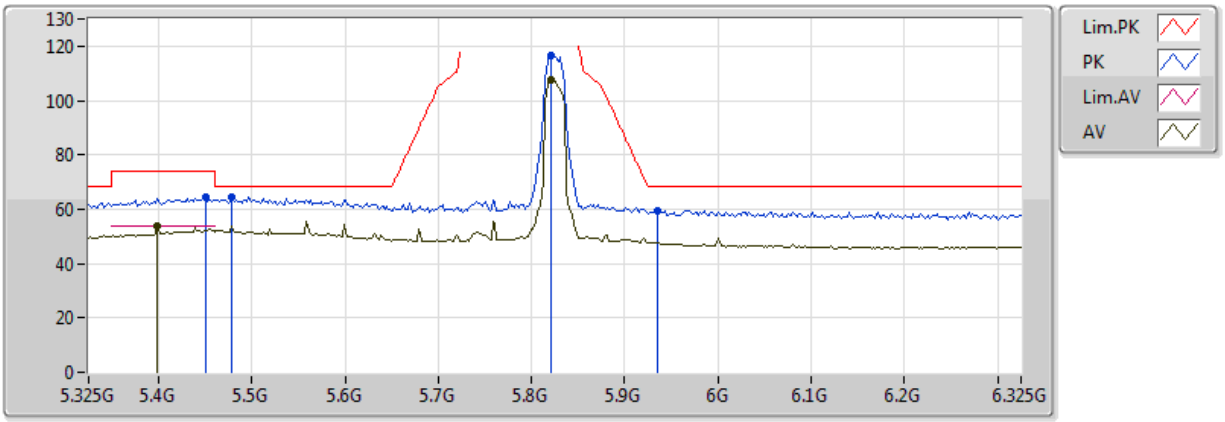

20170512
EUT X_2TX
Setting 9
03-E-2-10
FSP(100019)
No Shielding

Type	Freq(Hz)	Level(dBuV/m)	Limit(dBuV/m)	Margin(dB)	Factor(dB)	Dist(m)	Pol.(H/V)	Azimuth(°)	Height(m)	Comments
AV	5.399G	53.60	54.00	-0.40	5.91	3	H	0	1.67	-
AV	5.821G	107.46	Inf	-Inf	6.24	3	H	0	1.67	-
PK	5.451G	64.60	74.00	-9.40	6.04	3	H	0	1.67	-
PK	5.479G	64.37	68.20	-3.83	6.11	3	H	0	1.67	-
PK	5.821G	116.76	Inf	-Inf	6.24	3	H	0	1.67	-
PK	5.935G	59.52	68.20	-8.68	6.18	3	H	0	1.67	-

802.11n HT20_Nss1,(MCS0)_2TX

5825MHz_TX

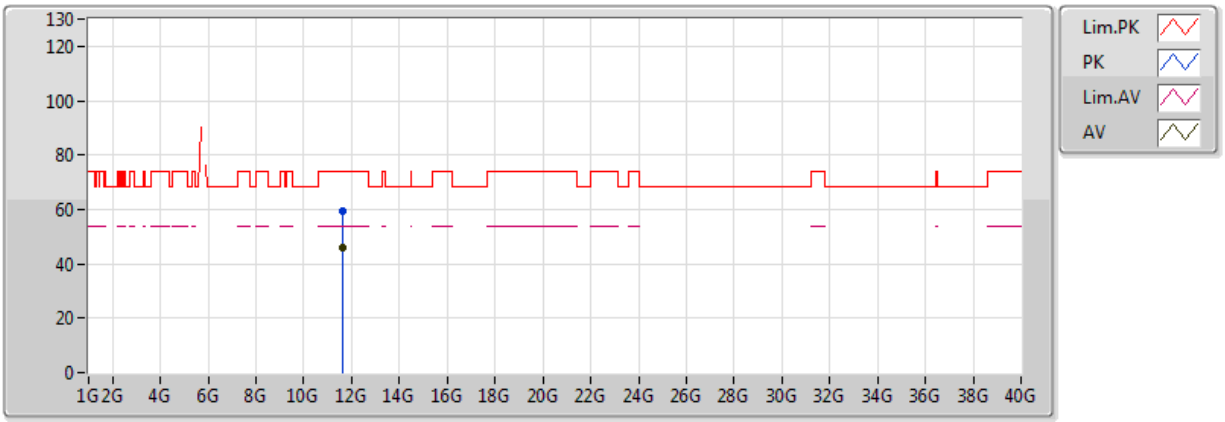

20170526
EUT X_2TX
Setting 9
05-M-01
FSP(100019)
No Shielding

Type	Freq(Hz)	Level(dBuV/m)	Limit(dBuV/m)	Margin(dB)	Factor(dB)	Dist(m)	Pol.(H/V)	Azimuth(°)	Height(m)	Comments
AV	11.65544G	45.91	54.00	-8.09	17.80	3	V	270	1.73	-
PK	11.65268G	59.41	74.00	-14.59	17.81	3	V	270	1.73	-

802.11n HT20_Nss1,(MCS0)_2TX

5825MHz_TX

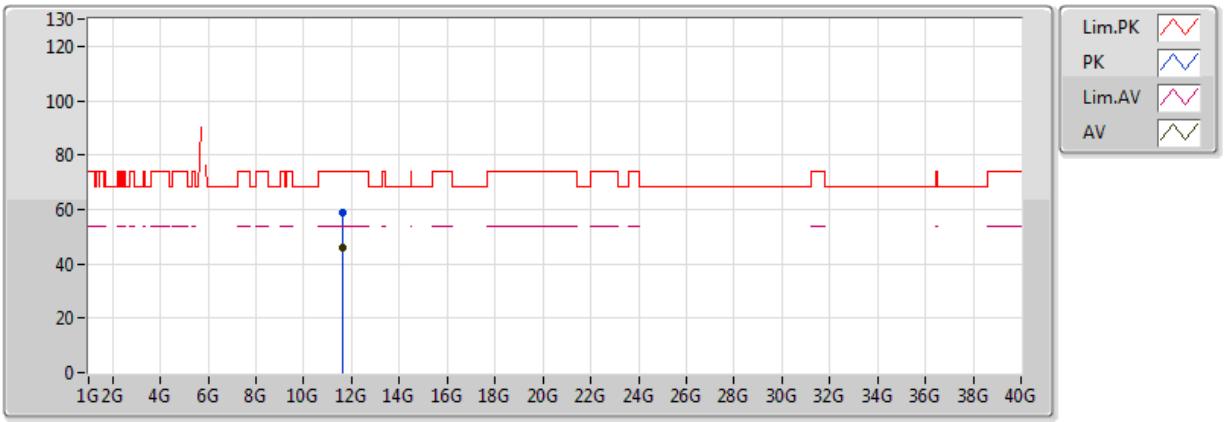

20170526
EUT X_2TX
Setting 9
05-M-01
FSP(100019)
No Shielding

Type	Freq(Hz)	Level(dBuV/m)	Limit(dBuV/m)	Margin(dB)	Factor(dB)	Dist(m)	Pol.(H/V)	Azimuth(°)	Height(m)	Comments
AV	11.64564G	45.71	54.00	-8.29	17.81	3	H	358	1.04	-
PK	11.64288G	58.77	74.00	-15.23	17.82	3	H	358	1.04	-

802.11n HT40_Nss1,(MCS0)_2TX

5190MHz_TX

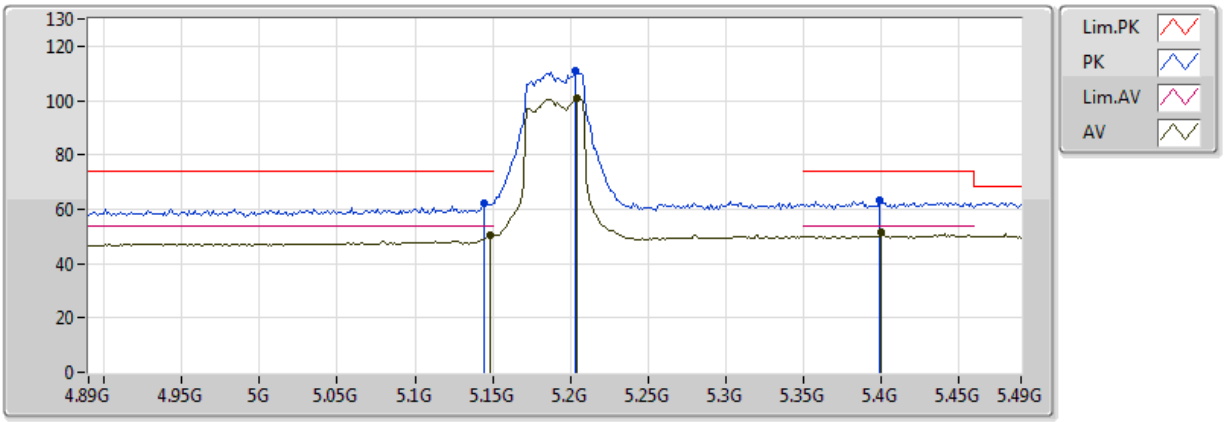

20170512
EUT X_2TX
Setting 12
03-E-2-10
FSP(100019)
No Shielding

Type	Freq(Hz)	Level(dBuV/m)	Limit(dBuV/m)	Margin(dB)	Factor(dB)	Dist(m)	Pol.(H/V)	Azimuth(°)	Height(m)	Comments
AV	5.148G	50.22	54.00	-3.78	5.44	3	V	0	1.42	-
AV	5.2044G	100.82	Inf	-Inf	5.56	3	V	0	1.42	-
AV	5.4G	51.59	54.00	-2.41	5.91	3	V	0	1.42	-
PK	5.1444G	62.04	74.00	-11.96	5.43	3	V	0	1.42	-
PK	5.2032G	110.88	Inf	-Inf	5.56	3	V	0	1.42	-
PK	5.3988G	63.52	74.00	-10.48	5.91	3	V	0	1.42	-

802.11n HT40_Nss1,(MCS0)_2TX

5190MHz_TX

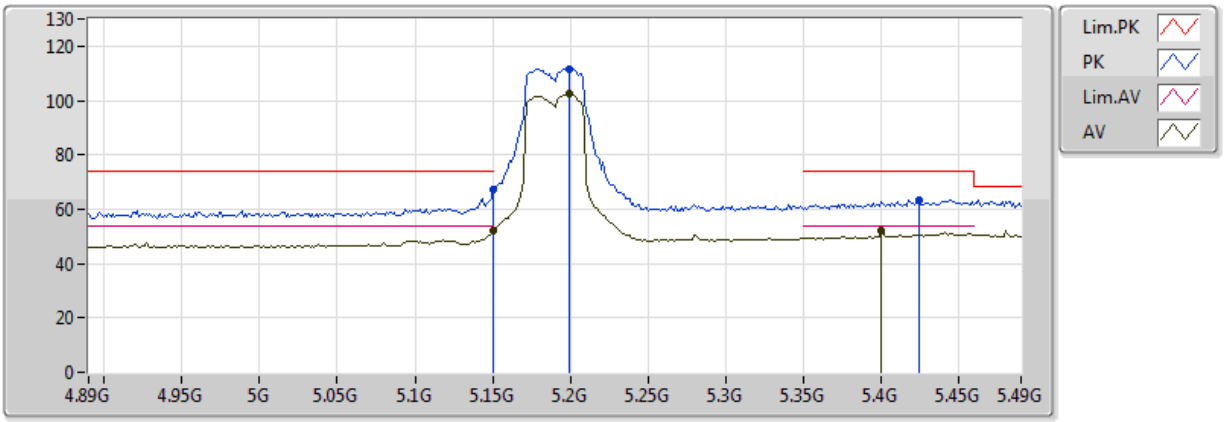

20170512
EUT X_2TX
Setting 12
03-E-2-10
FSP(100019)
No Shielding

Type	Freq(Hz)	Level(dBuV/m)	Limit(dBuV/m)	Margin(dB)	Factor(dB)	Dist(m)	Pol.(H/V)	Azimuth(°)	Height(m)	Comments
AV	5.149995G	52.09	54.00	-1.91	5.44	3	H	0	1.66	-
AV	5.1996G	102.55	Inf	-Inf	5.55	3	H	0	1.66	-
AV	5.4G	52.11	54.00	-1.89	5.91	3	H	0	1.66	-
PK	5.149995G	67.07	74.00	-6.93	5.44	3	H	0	1.66	-
PK	5.1996G	111.78	Inf	-Inf	5.55	3	H	0	1.66	-
PK	5.424G	63.34	74.00	-10.66	5.97	3	H	0	1.66	-

802.11n HT40_Nss1,(MCS0)_2TX

5190MHz_TX

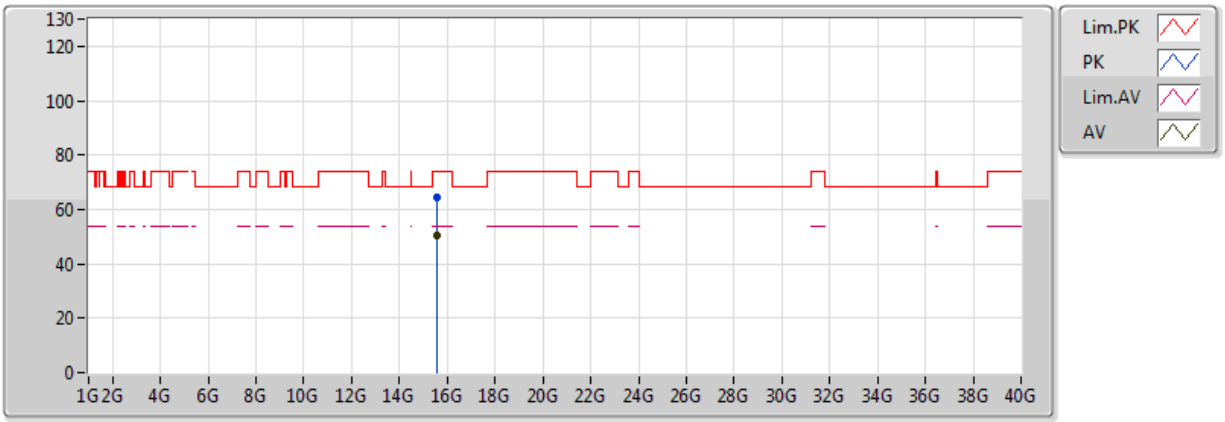

20170526
EUT X_2TX
Setting 12
05-M-01
FSP(100019)
No Shielding

Type	Freq(Hz)	Level(dBuV/m)	Limit(dBuV/m)	Margin(dB)	Factor(dB)	Dist(m)	Pol.(H/V)	Azimuth(°)	Height(m)	Comments
AV	15.56484G	50.71	54.00	-3.29	18.99	3	V	239	1.49	-
PK	15.5744G	64.19	74.00	-9.81	18.96	3	V	239	1.49	-

802.11n HT40_Nss1,(MCS0)_2TX

5190MHz_TX

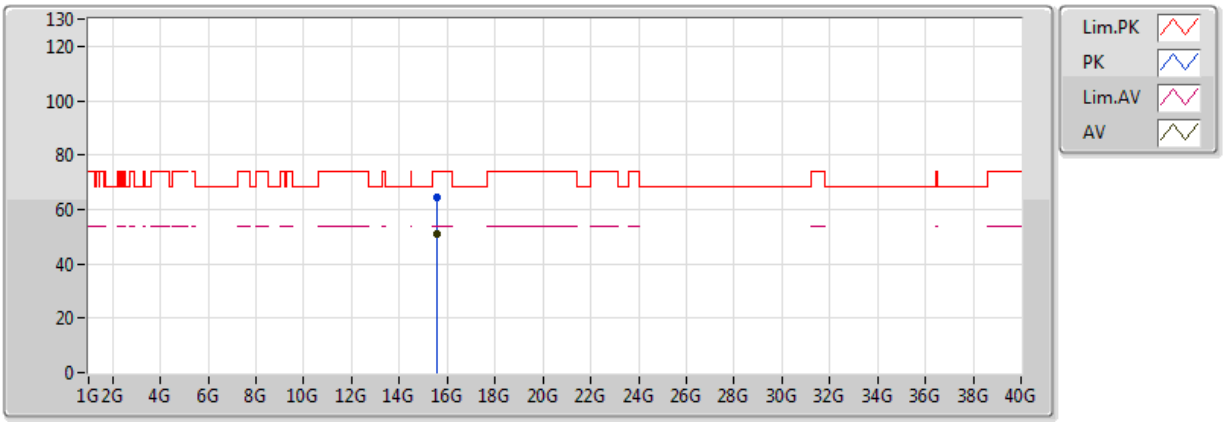

20170526
EUT X_2TX
Setting 12
05-M-01
FSP(100019)
No Shielding

Type	Freq(Hz)	Level(dBuV/m)	Limit(dBuV/m)	Margin(dB)	Factor(dB)	Dist(m)	Pol.(H/V)	Azimuth(°)	Height(m)	Comments
AV	15.57728G	50.78	54.00	-3.22	18.95	3	H	233	1.08	-
PK	15.56024G	64.45	74.00	-9.55	19.00	3	H	233	1.08	-

802.11n HT40_Nss1,(MCS0)_2TX

5230MHz_TX

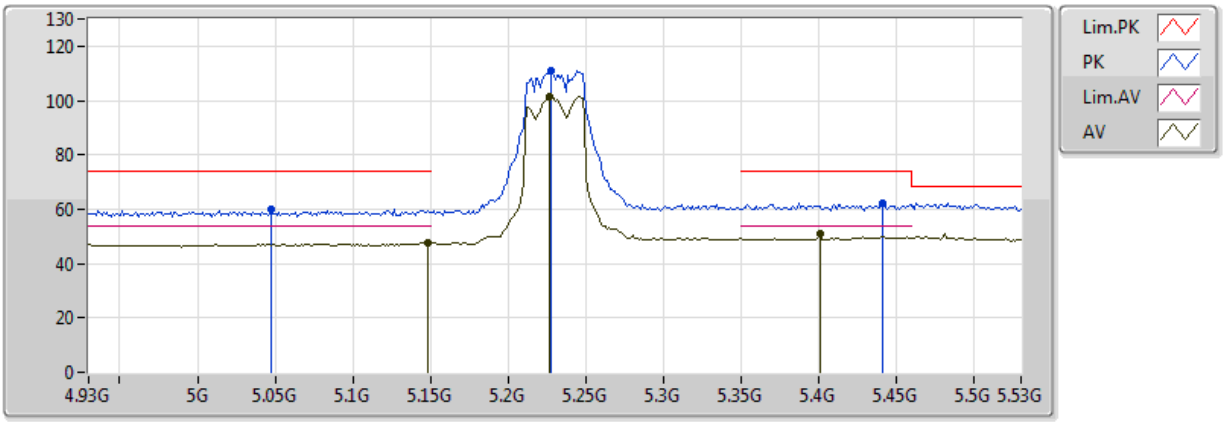

20170512
EUT X_2TX
Setting 12.5
03-E-2-10
FSP(100019)
No Shielding

Type	Freq(Hz)	Level(dBuV/m)	Limit(dBuV/m)	Margin(dB)	Factor(dB)	Dist(m)	Pol.(H/V)	Azimuth(°)	Height(m)	Comments
AV	5.1484G	47.87	54.00	-6.13	5.44	3	V	359	1.31	-
AV	5.2264G	101.55	Inf	-Inf	5.60	3	V	359	1.31	-
AV	5.4004G	51.20	54.00	-2.80	5.91	3	V	359	1.31	-
PK	5.0476G	59.88	74.00	-14.12	5.21	3	V	359	1.31	-
PK	5.2276G	110.88	Inf	-Inf	5.60	3	V	359	1.31	-
PK	5.4412G	62.43	74.00	-11.57	6.01	3	V	359	1.31	-

802.11n HT40_Nss1,(MCS0)_2TX

5230MHz_TX

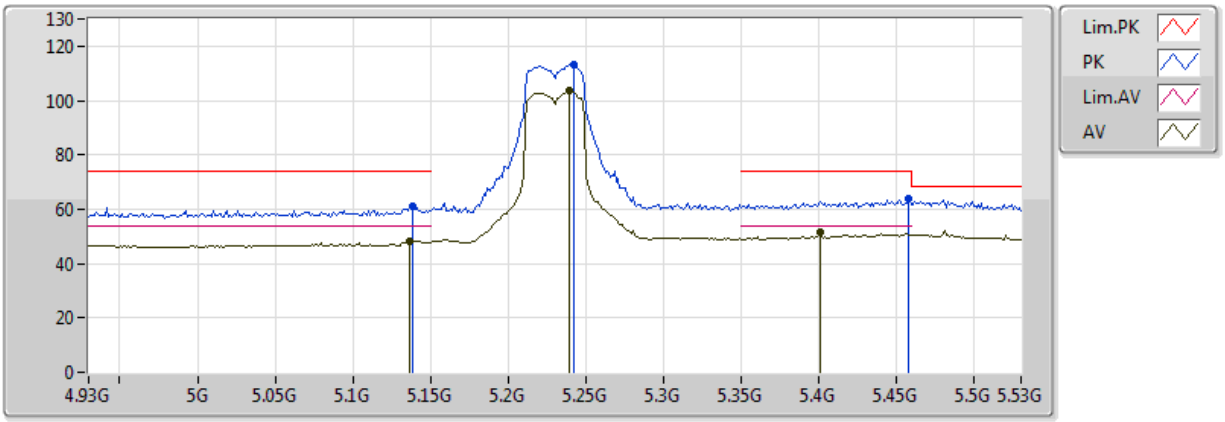

20170512
EUT X_2TX
Setting 12.5
03-E-2-10
FSP(100019)
No Shielding

Type	Freq(Hz)	Level(dBuV/m)	Limit(dBuV/m)	Margin(dB)	Factor(dB)	Dist(m)	Pol.(H/V)	Azimuth(°)	Height(m)	Comments
AV	5.1364G	48.37	54.00	-5.63	5.42	3	H	359	1.68	-
AV	5.2396G	103.54	Inf	-Inf	5.63	3	H	359	1.68	-
AV	5.4004G	51.60	54.00	-2.40	5.91	3	H	359	1.68	-
PK	5.1388G	60.91	74.00	-13.09	5.42	3	H	359	1.68	-
PK	5.242G	113.03	Inf	-Inf	5.63	3	H	359	1.68	-
PK	5.458G	63.79	74.00	-10.21	6.05	3	H	359	1.68	-

802.11n HT40_Nss1,(MCS0)_2TX

5230MHz_TX

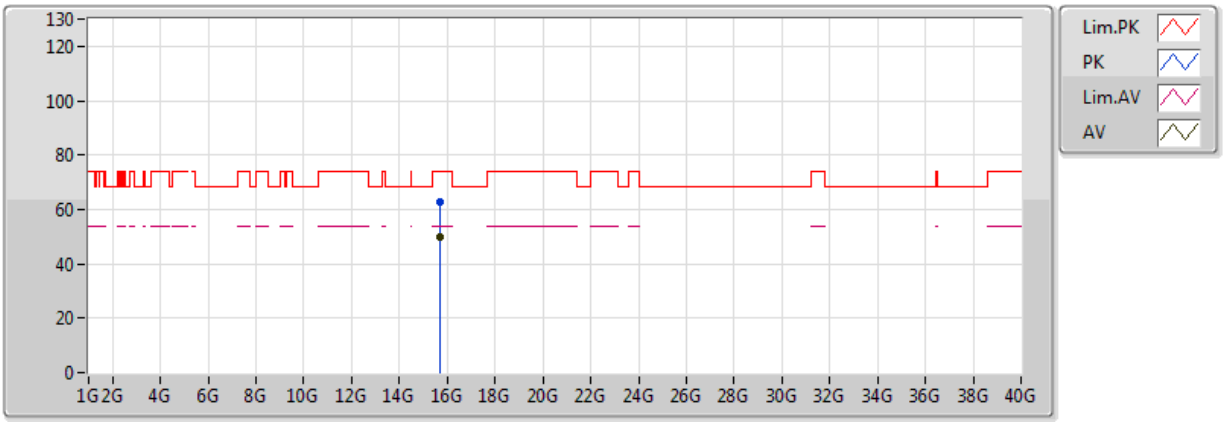

20170526
EUT X_2TX
Setting 12.5
05-M-01
FSP(100019)
No Shielding

Type	Freq(Hz)	Level(dBuV/m)	Limit(dBuV/m)	Margin(dB)	Factor(dB)	Dist(m)	Pol.(H/V)	Azimuth(°)	Height(m)	Comments
AV	15.68108G	49.89	54.00	-4.11	18.63	3	V	46	1.42	-
PK	15.69168G	62.99	74.00	-11.01	18.59	3	V	46	1.42	-

802.11n HT40_Nss1,(MCS0)_2TX

5230MHz_TX

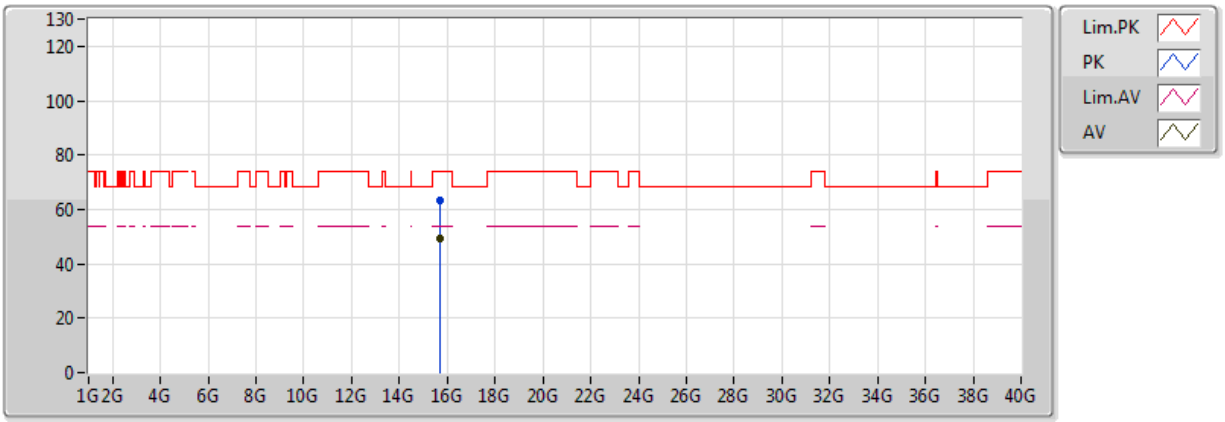

20170526
EUT X_2TX
Setting 12.5
05-M-01
FSP(100019)
No Shielding

Type	Freq(Hz)	Level(dBuV/m)	Limit(dBuV/m)	Margin(dB)	Factor(dB)	Dist(m)	Pol.(H/V)	Azimuth(°)	Height(m)	Comments
AV	15.68072G	49.34	54.00	-4.66	18.63	3	H	142	1.57	-
PK	15.69736G	63.04	74.00	-10.96	18.57	3	H	142	1.57	-

802.11n HT40_Nss1,(MCS0)_2TX

5755MHz_TX

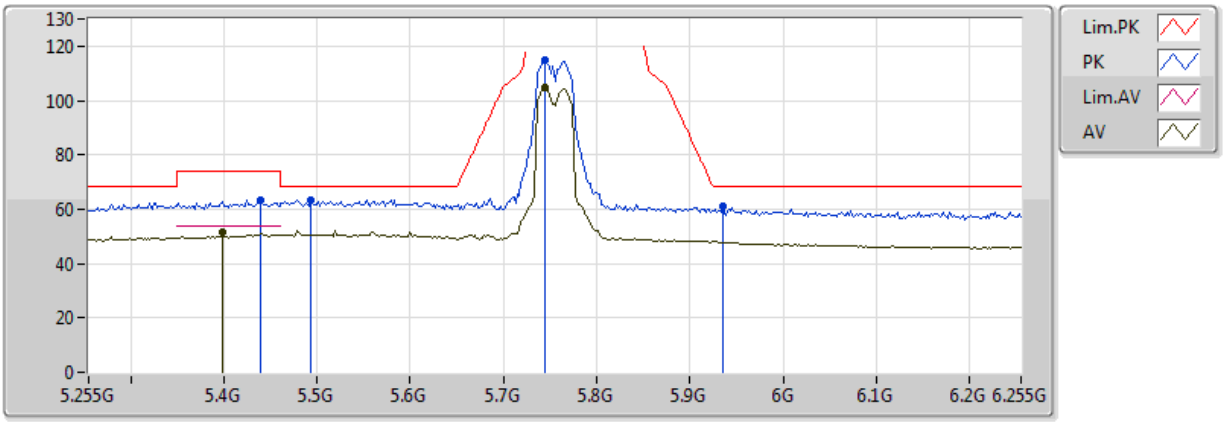

20170512
EUT X_2TX
Setting 11
03-E-2-10
FSP(100019)
No Shielding

Type	Freq(Hz)	Level(dBuV/m)	Limit(dBuV/m)	Margin(dB)	Factor(dB)	Dist(m)	Pol.(H/V)	Azimuth(°)	Height(m)	Comments
AV	5.399G	51.78	54.00	-2.22	5.91	3	V	0	1.40	-
AV	5.745G	104.59	Inf	-Inf	6.25	3	V	0	1.40	-
PK	5.439G	63.26	74.00	-10.74	6.01	3	V	0	1.40	-
PK	5.493G	63.28	68.20	-4.92	6.14	3	V	0	1.40	-
PK	5.745G	115.10	Inf	-Inf	6.25	3	V	0	1.40	-
PK	5.935G	60.81	68.20	-7.39	6.18	3	V	0	1.40	-

802.11n HT40_Nss1,(MCS0)_2TX

5755MHz_TX

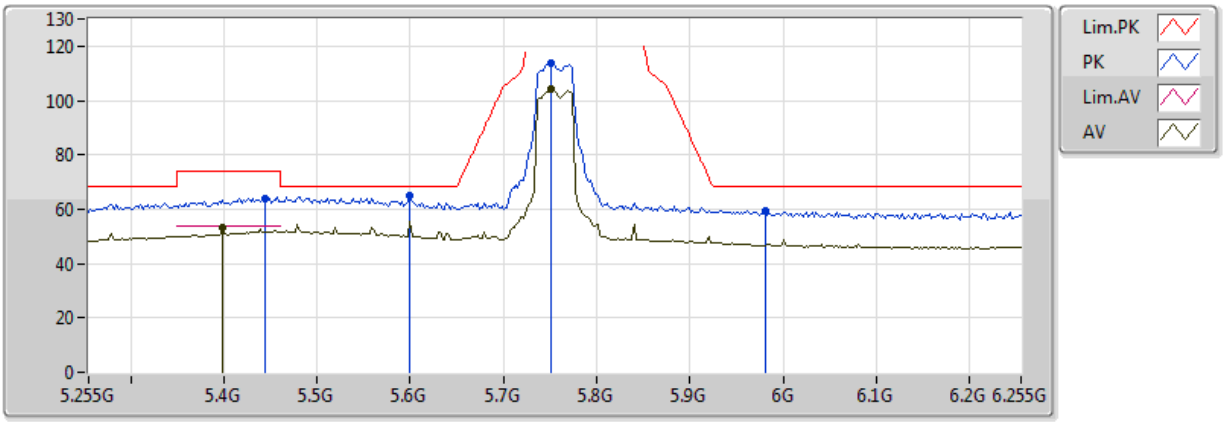

20170512
EUT X_2TX
Setting 11
03-E-2-10
FSP(100019)
No Shielding

Type	Freq(Hz)	Level(dBuV/m)	Limit(dBuV/m)	Margin(dB)	Factor(dB)	Dist(m)	Pol.(H/V)	Azimuth(°)	Height(m)	Comments
AV	5.399G	53.46	54.00	-0.54	5.91	3	H	0	1.70	-
AV	5.751G	104.05	Inf	-Inf	6.25	3	H	0	1.70	-
PK	5.599G	65.01	68.20	-3.19	6.24	3	H	0	1.70	-
PK	5.751G	113.80	Inf	-Inf	6.25	3	H	0	1.70	-
PK	5.981G	59.64	68.20	-8.56	6.16	3	H	0	1.70	-
PK	5.445G	63.89	74.00	-10.11	6.02	3	H	0	1.70	-

802.11n HT40_Nss1,(MCS0)_2TX

5755MHz_TX

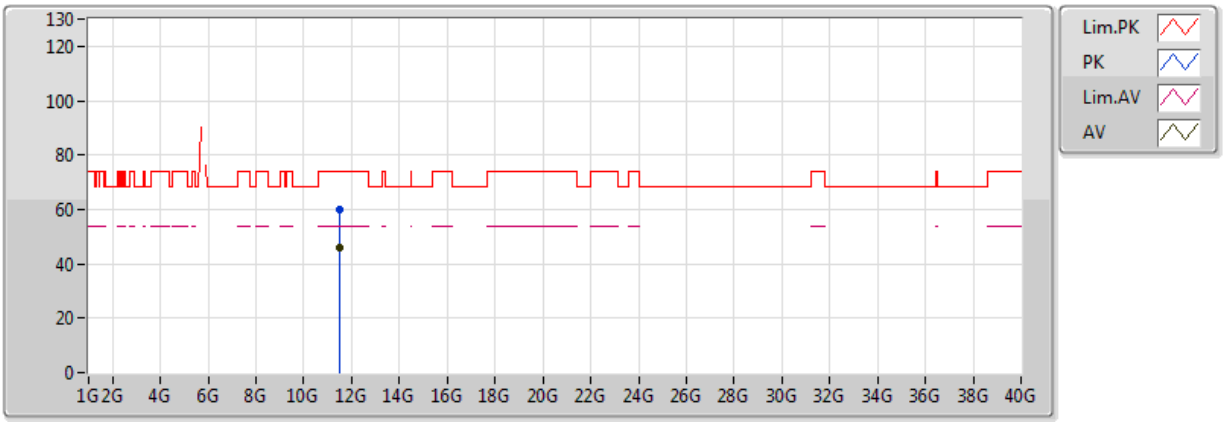

20170526
EUT X_2TX
Setting 11
05-M-01
FSP(100019)
No Shielding

Type	Freq(Hz)	Level(dBuV/m)	Limit(dBuV/m)	Margin(dB)	Factor(dB)	Dist(m)	Pol.(H/V)	Azimuth(°)	Height(m)	Comments
AV	11.50112G	45.90	54.00	-8.10	17.98	3	V	337	2.19	-
PK	11.51876G	60.02	74.00	-13.98	17.96	3	V	337	2.19	-

802.11n HT40_Nss1,(MCS0)_2TX

5755MHz_TX

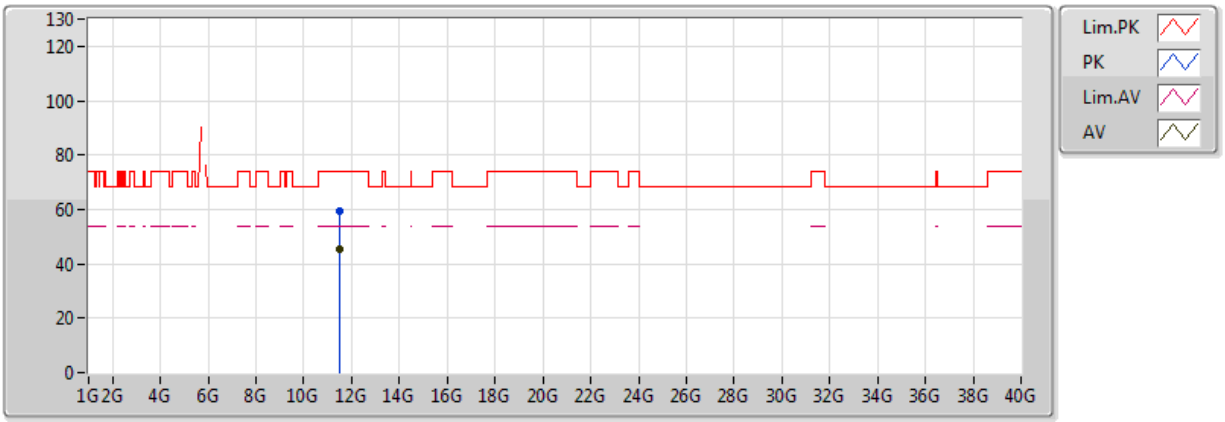

20170526
EUT X_2TX
Setting 11
05-M-01
FSP(100019)
No Shielding

Type	Freq(Hz)	Level(dBuV/m)	Limit(dBuV/m)	Margin(dB)	Factor(dB)	Dist(m)	Pol.(H/V)	Azimuth(°)	Height(m)	Comments
AV	11.51516G	45.51	54.00	-8.49	17.97	3	H	24	1.46	-
PK	11.5164G	59.39	74.00	-14.61	17.97	3	H	24	1.46	-

802.11n HT40_Nss1,(MCS0)_2TX

5795MHz_TX

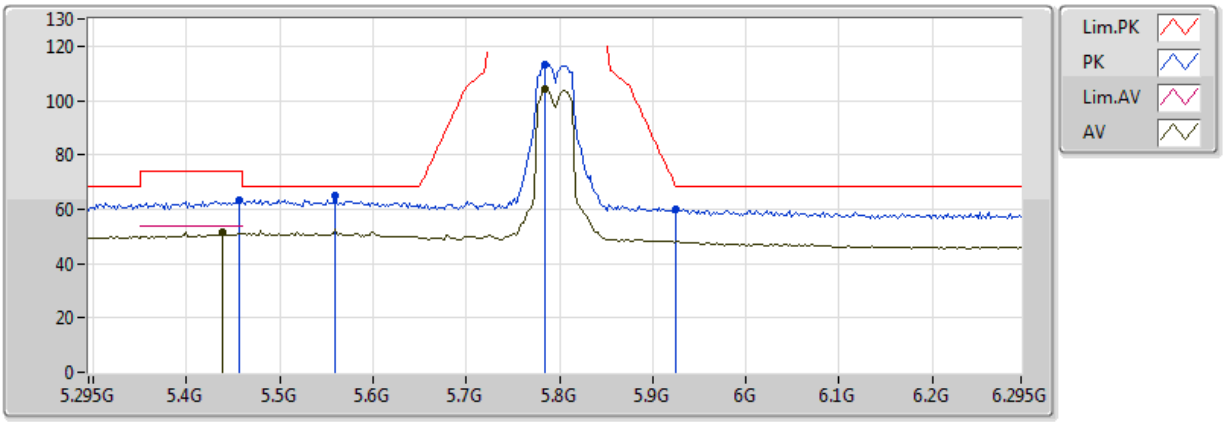

20170512
EUT X_2TX
Setting 10
03-E-2-10
FSP(100019)
No Shielding

Type	Freq(Hz)	Level(dBuV/m)	Limit(dBuV/m)	Margin(dB)	Factor(dB)	Dist(m)	Pol.(H/V)	Azimuth(°)	Height(m)	Comments
AV	5.439G	51.35	54.00	-2.65	6.01	3	V	0	1.49	-
AV	5.785G	104.13	Inf	-Inf	6.25	3	V	0	1.49	-
PK	5.457G	63.37	74.00	-10.63	6.05	3	V	0	1.49	-
PK	5.559G	64.75	68.20	-3.45	6.21	3	V	0	1.49	-
PK	5.785G	113.43	Inf	-Inf	6.25	3	V	0	1.49	-
PK	5.925G	60.11	68.20	-8.09	6.19	3	V	0	1.49	-

802.11n HT40_Nss1,(MCS0)_2TX

5795MHz_TX

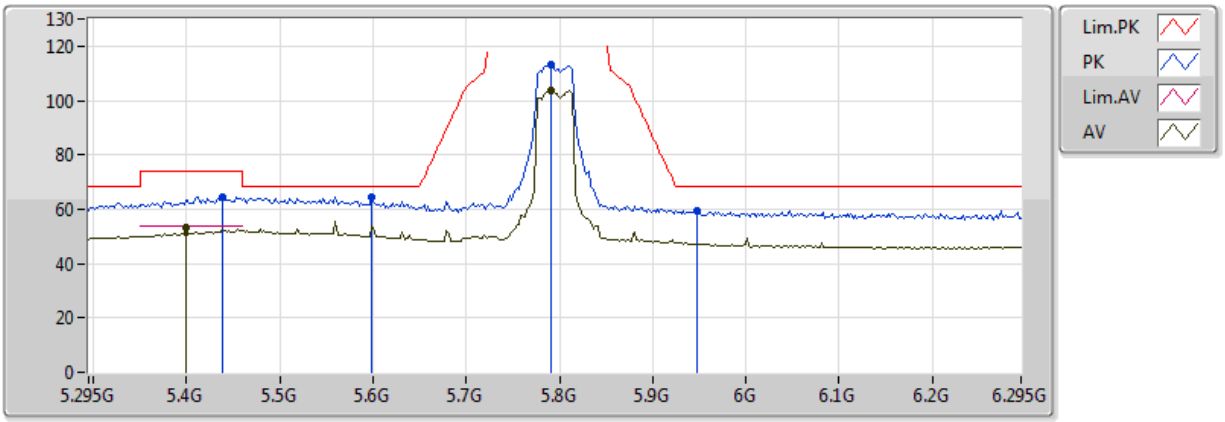

20170512
EUT X_2TX
Setting 10
03-E-2-10
FSP(100019)
No Shielding

Type	Freq(Hz)	Level(dBuV/m)	Limit(dBuV/m)	Margin(dB)	Factor(dB)	Dist(m)	Pol.(H/V)	Azimuth(°)	Height(m)	Comments
AV	5.399G	53.31	54.00	-0.69	5.91	3	H	0	1.69	-
AV	5.791G	103.79	Inf	-Inf	6.25	3	H	0	1.69	-
PK	5.439G	64.63	74.00	-9.37	6.01	3	H	0	1.69	-
PK	5.599G	64.50	68.20	-3.70	6.24	3	H	0	1.69	-
PK	5.791G	113.09	Inf	-Inf	6.25	3	H	0	1.69	-
PK	5.947G	59.50	68.20	-8.70	6.18	3	H	0	1.69	-

802.11n HT40_Nss1,(MCS0)_2TX

5795MHz_TX

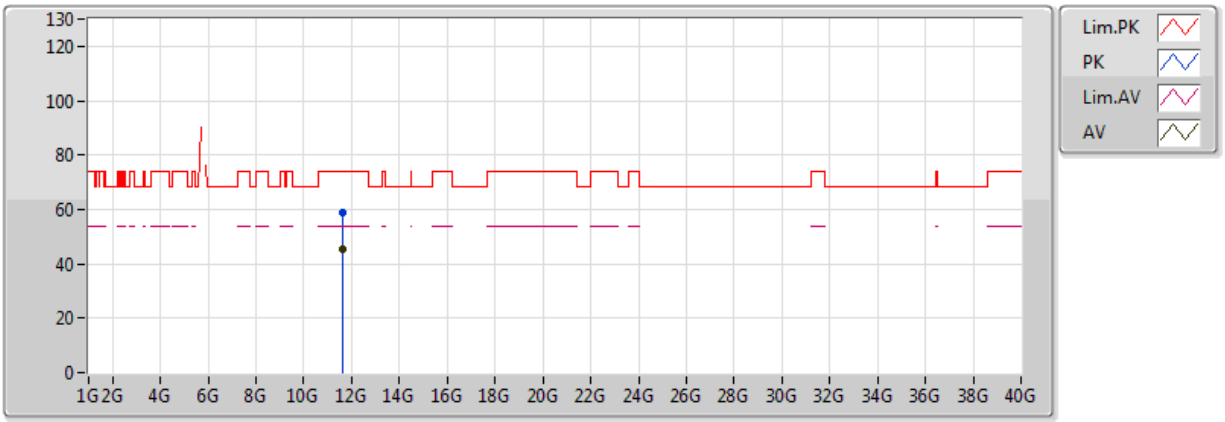

20170526
EUT X_2TX
Setting 10
05-M-01$
FSP(100019)
No Shielding

Type	Freq(Hz)	Level(dBuV/m)	Limit(dBuV/m)	Margin(dB)	Factor(dB)	Dist(m)	Pol.(H/V)	Azimuth(°)	Height(m)	Comments
AV	11.59872G	45.38	54.00	-8.62	17.87	3	V	300	1.07	-
PK	11.59912G	58.67	74.00	-15.33	17.87	3	V	300	1.07	-

802.11n HT40_Nss1,(MCS0)_2TX

5795MHz_TX

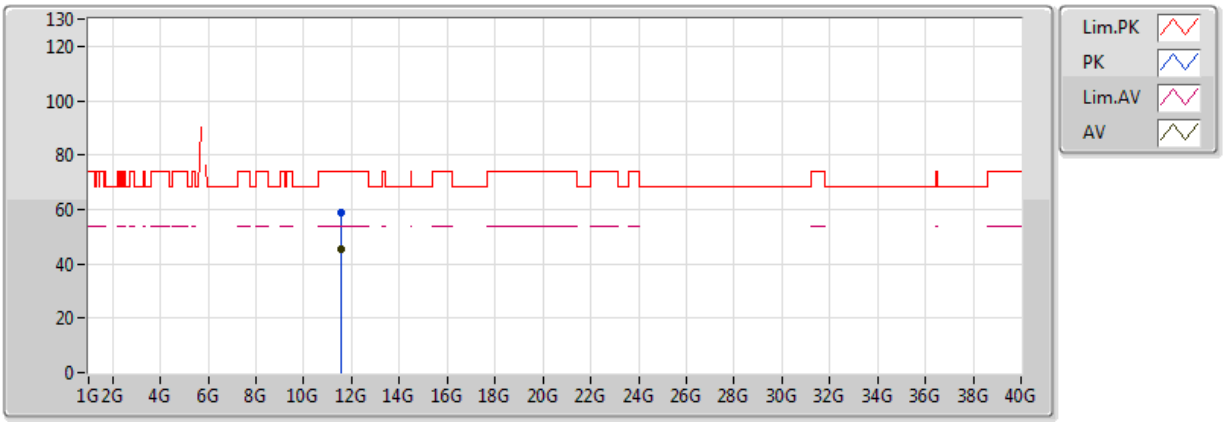

20170526
EUT X_2TX
Setting 10
05-M-01
FSP(100019)
No Shielding

Type	Freq(Hz)	Level(dBuV/m)	Limit(dBuV/m)	Margin(dB)	Factor(dB)	Dist(m)	Pol.(H/V)	Azimuth(°)	Height(m)	Comments
AV	11.58168G	45.49	54.00	-8.51	17.89	3	H	3	1.28	-
PK	11.59296G	58.78	74.00	-15.22	17.88	3	H	3	1.28	-

Mode: 10 MHz / Port 2

Voltage vs. Frequency Stability

Voltage	Measurement Frequency (MHz)			
(V)	5200 MHz			
	0 Minute	2 Minute	5 Minute	10 Minute
126.50	5199.9935	5199.9926	5199.9924	5199.9923
110.00	5199.9928	5199.9922	5199.9917	5199.9908
93.50	5199.9924	5199.9921	5199.9916	5199.9912
Max. Deviation (MHz)	0.0076	0.0079	0.0084	0.0092
Max. Deviation (ppm)	1.46	1.52	1.62	1.77
Result	Pass			

Temperature vs. Frequency Stability

Temperature	Measurement Frequency (MHz)			
(℃)	5200 MHz			
	0 Minute	2 Minute	5 Minute	10 Minute
-30	5199.9982	5199.9981	5199.9974	5199.9965
-20	5199.9972	5199.9964	5199.9961	5199.9952
-10	5199.9970	5199.9966	5199.9960	5199.9957
0	5199.9956	5199.9948	5199.9943	5199.9942
10	5199.9942	5199.9936	5199.9935	5199.9931
20	5199.9928	5199.9920	5199.9915	5199.9907
30	5199.9923	5199.9913	5199.9903	5199.9893
40	5199.9906	5199.9900	5199.9898	5199.9889
50	5199.9898	5199.9894	5199.9892	5199.9886
60	5199.9896	5199.9895	5199.9893	5199.9890
70	5199.9886	5199.9883	5199.9879	5199.9877
Max. Deviation (MHz)	0.0114	0.0117	0.0121	0.0123
Max. Deviation (ppm)	2.19	2.25	2.33	2.37
Result	Pass			

Voltage vs. Frequency Stability

Voltage	Measurement Frequency (MHz)			
(V)	5785 MHz			
	0 Minute	2 Minute	5 Minute	10 Minute
126.50	5784.9935	5784.9929	5784.9920	5784.9916
110.00	5784.9928	5784.9924	5784.9919	5784.9918
93.50	5784.9919	5784.9909	5784.9901	5784.9896
Max. Deviation (MHz)	0.0081	0.0091	0.0099	0.0104
Max. Deviation (ppm)	1.40	1.57	1.71	1.80
Result	Pass			

Temperature vs. Frequency Stability

Temperature	Measurement Frequency (MHz)			
(℃)	5785 MHz			
	0 Minute	2 Minute	5 Minute	10 Minute
-30	5784.9980	5784.9974	5784.9964	5784.9959
-20	5784.9972	5784.9969	5784.9963	5784.9954
-10	5784.9953	5784.9945	5784.9940	5784.9932
0	5784.9935	5784.9926	5784.9922	5784.9921
10	5784.9932	5784.9923	5784.9915	5784.9908
20	5784.9928	5784.9924	5784.9920	5784.9915
30	5784.9923	5784.9919	5784.9918	5784.9917
40	5784.9912	5784.9907	5784.9897	5784.9888
50	5784.9900	5784.9892	5784.9889	5784.9886
60	5784.9889	5784.9885	5784.9875	5784.9874
70	5784.9886	5784.9879	5784.9878	5784.9876
Max. Deviation (MHz)	0.0121	0.0121	0.0125	0.0126
Max. Deviation (ppm)	2.09	2.09	2.16	2.18
Result	Pass			

Mode: 20 MHz / Port 2
Voltage vs. Frequency Stability

Voltage	Measurement Frequency (MHz)			
(V)	5200 MHz			
	0 Minute	2 Minute	5 Minute	10 Minute
126.50	5199.9935	5199.9926	5199.9924	5199.9923
110.00	5199.9928	5199.9922	5199.9917	5199.9908
93.50	5199.9924	5199.9921	5199.9916	5199.9912
Max. Deviation (MHz)	0.0076	0.0079	0.0084	0.0092
Max. Deviation (ppm)	1.46	1.52	1.62	1.77
Result	Pass			

Temperature vs. Frequency Stability

Temperature	Measurement Frequency (MHz)			
(℃)	5200 MHz			
	0 Minute	2 Minute	5 Minute	10 Minute
-30	5199.9982	5199.9981	5199.9974	5199.9965
-20	5199.9972	5199.9964	5199.9961	5199.9952
-10	5199.9970	5199.9966	5199.9960	5199.9957
0	5199.9956	5199.9948	5199.9943	5199.9942
10	5199.9942	5199.9936	5199.9935	5199.9931
20	5199.9928	5199.9920	5199.9915	5199.9907
30	5199.9923	5199.9913	5199.9903	5199.9893
40	5199.9906	5199.9900	5199.9898	5199.9889
50	5199.9898	5199.9894	5199.9892	5199.9886
60	5199.9896	5199.9895	5199.9893	5199.9890
70	5199.9886	5199.9883	5199.9879	5199.9877
Max. Deviation (MHz)	0.0114	0.0117	0.0121	0.0123
Max. Deviation (ppm)	2.19	2.25	2.33	2.37
Result	Pass			

Voltage vs. Frequency Stability

Voltage	Measurement Frequency (MHz)			
(V)	5785 MHz			
	0 Minute	2 Minute	5 Minute	10 Minute
126.50	5784.9935	5784.9929	5784.9920	5784.9916
110.00	5784.9928	5784.9924	5784.9919	5784.9918
93.50	5784.9919	5784.9909	5784.9901	5784.9896
Max. Deviation (MHz)	0.0081	0.0091	0.0099	0.0104
Max. Deviation (ppm)	1.40	1.57	1.71	1.80
Result	Pass			

Temperature vs. Frequency Stability

Temperature	Measurement Frequency (MHz)			
(℃)	5785 MHz			
	0 Minute	2 Minute	5 Minute	10 Minute
-30	5784.9980	5784.9974	5784.9964	5784.9959
-20	5784.9972	5784.9969	5784.9963	5784.9954
-10	5784.9953	5784.9945	5784.9940	5784.9932
0	5784.9935	5784.9926	5784.9922	5784.9921
10	5784.9932	5784.9923	5784.9915	5784.9908
20	5784.9928	5784.9924	5784.9920	5784.9915
30	5784.9923	5784.9919	5784.9918	5784.9917
40	5784.9912	5784.9907	5784.9897	5784.9888
50	5784.9900	5784.9892	5784.9889	5784.9886
60	5784.9889	5784.9885	5784.9875	5784.9874
70	5784.9886	5784.9879	5784.9878	5784.9876
Max. Deviation (MHz)	0.0121	0.0121	0.0125	0.0126
Max. Deviation (ppm)	2.09	2.09	2.16	2.18
Result	Pass			

Mode: 40 MHz / Port 2

Voltage vs. Frequency Stability

Voltage	Measurement Frequency (MHz)			
(V)	5190 MHz			
	0 Minute	2 Minute	5 Minute	10 Minute
126.50	5189.9937	5189.9928	5189.9918	5189.9912
110.00	5189.9928	5189.9918	5189.9910	5189.9906
93.50	5189.9922	5189.9916	5189.9915	5189.9907
Max. Deviation (MHz)	0.0078	0.0084	0.0090	0.0094
Max. Deviation (ppm)	1.50	1.62	1.73	1.81
Result	Pass			

Temperature vs. Frequency Stability

Temperature	Measurement Frequency (MHz)			
(℃)	5190 MHz			
	0 Minute	2 Minute	5 Minute	10 Minute
-30	5189.9982	5189.9974	5189.9966	5189.9965
-20	5189.9968	5189.9965	5189.9955	5189.9947
-10	5189.9958	5189.9951	5189.9949	5189.9946
0	5189.9956	5189.9949	5189.9946	5189.9938
10	5189.9938	5189.9930	5189.9929	5189.9920
20	5189.9928	5189.9924	5189.9915	5189.9914
30	5189.9923	5189.9917	5189.9914	5189.9904
40	5189.9908	5189.9898	5189.9891	5189.9886
50	5189.9899	5189.9891	5189.9886	5189.9883
60	5189.9883	5189.9876	5189.9872	5189.9867
70	5189.9872	5189.9870	5189.9869	5189.9862
Max. Deviation (MHz)	0.0128	0.0130	0.0131	0.0138
Max. Deviation (ppm)	2.47	2.50	2.52	2.66
Result	Pass			

Voltage vs. Frequency Stability

Voltage	Measurement Frequency (MHz)			
(V)	5755 MHz			
	0 Minute	2 Minute	5 Minute	10 Minute
126.50	5754.9931	5754.9925	5754.9916	5754.9912
110.00	5754.9928	5754.9918	5754.9909	5754.9899
93.50	5754.9919	5754.9917	5754.9910	5754.9900
Max. Deviation (MHz)	0.0081	0.0083	0.0091	0.0101
Max. Deviation (ppm)	1.41	1.44	1.58	1.75
Result	Pass			

Temperature vs. Frequency Stability

Temperature	Measurement Frequency (MHz)			
(℃)	5755 MHz			
	0 Minute	2 Minute	5 Minute	10 Minute
-30	5754.9976	5754.9973	5754.9965	5754.9959
-20	5754.9974	5754.9964	5754.9962	5754.9952
-10	5754.9959	5754.9953	5754.9946	5754.9939
0	5754.9944	5754.9940	5754.9934	5754.9933
10	5754.9933	5754.9923	5754.9917	5754.9915
20	5754.9928	5754.9927	5754.9924	5754.9918
30	5754.9923	5754.9913	5754.9904	5754.9903
40	5754.9918	5754.9913	5754.9910	5754.9905
50	5754.9916	5754.9906	5754.9901	5754.9897
60	5754.9906	5754.9897	5754.9895	5754.9888
70	5754.9905	5754.9901	5754.9900	5754.9897
Max. Deviation (MHz)	0.0099	0.0103	0.0105	0.0112
Max. Deviation (ppm)	1.72	1.79	1.82	1.95
Result	Pass			