

USER GUIDE

belle[®]

X series

mobile
medical
alert
system



Rating 5VDC 1A

HOW TO CHARGE BELLE

IMPORTANT: Fully charge Belle® before first use.

Plug in the charging cradle and place Belle into the cradle as shown.

Typical charging time is 2-3 hours.



The light flashes red every 5 seconds while charging and is solid red when Belle is fully charged.

NOTE: Battery life will vary based on settings selected by your dealer. Please contact your dealer with any questions.

Only charge as needed. Wear your device as often as possible to be protected.

If the battery is low, the device will state, "Battery low, please charge" when you press the call button. It will then place the call.

belle®

X series



Red battery light

While charging, the light will flash red every 5 seconds until the device is fully charged.

Once fully charged, the light will be solid red.

If the battery is low, the light will slowly flash red when off the charging cradle.

Blue call light

During an SOS call, the light will be solid blue.

HOW TO CALL FOR HELP

1. Press and hold the call button until the light turns blue.
2. After a short delay, you will hear a voice message and then tones or ringing.
3. The specialist will answer the call.
4. The specialist can send emergency personnel or loved ones to help you.

If your Belle® does not connect properly, please contact your dealer immediately.

Fall detection is an optional feature.

If Belle detects a fall, it can automatically connect you with care specialists who can dispatch emergency services if needed.

Please contact your dealer with any questions.

TESTING BELLE WEEKLY

We recommend that you test Belle weekly.

1. To test, press and hold the call button until the light turns blue.
2. After a short delay, you will hear a voice message and then tones or ringing.
3. The specialist will answer the call.
4. Tell the specialist you are testing.

If your Belle does not test properly, please contact your dealer immediately.

REPLACE LANYARD WITH BELT CLIP

1. Remove the lanyard by pressing the small tab upward to release the clip.
2. Pull the lanyard and clip away from the Belle® device.
3. Press the belt clip onto the back of Belle as shown until it clicks.



CLEANING BELLE WEEKLY

We recommend that you clean Belle weekly to ensure proper charging.

Take a soft cloth, such as an eyeglass cleaning cloth, and gently rub the gold contacts on the device and charging cradle to remove dirt, oil and debris.



You can also spray household cleaner onto the cleaning cloth (though do not spray directly onto the device or cradle) to remove debris.

BY USING THIS DEVICE, YOU ACKNOWLEDGE AND

Coverage:

This product requires that there be adequate cellular coverage to work properly. It is important to test the device to know if it works in your area. Remember that your environmental and topographical conditions may also affect your coverage. If you experience coverage issues, please contact your dealer immediately.

Charging:

Battery life will vary based on settings selected by your dealer. Please contact your dealer with any questions.

Wear your device at all times and only charge when necessary. Failure to follow charging procedures will result in the device not being able to function properly.

Water-Resistant:

Belle® is IPX7 water-resistant. Belle should not be submerged. Belle should be towel-dried after exposure to water.

Pacemakers:

Individuals with pacemakers should consult their physician and review their pacemaker materials regarding interaction with cell phones, and take the same precautions the materials recommend for this device.


E AND ACCEPT THE FOLLOWING INFORMATION.

Fall Detection:

Fall detection is an optional service for Belle® and uses patented algorithms to detect falls. If a fall is detected, you will be connected to specialists who can dispatch emergency services if needed. You will be able to tell specialists if you do not need assistance. We cannot guarantee that the service will always accurately determine a fall. It is advised that you always press the button if you need help.

Location-Based Services:

Some of the Equipment uses technology to permit third-parties, including the Monitoring Center, to determine where you are physically located at any given time (the "Location Based Services"). Location Based Services may work even if you are not in communication with the Monitoring Center. The accuracy of the Location Based Services is limited, and the Company, the Operators, the Monitoring Center, the Responders, or others may not be able to identify your location or the location of the Equipment precisely or at all. You authorize the Company to collect location-based information. We will only share your location-based information with the Operators, the Monitoring Center, the Responders, any person or entity that acquires the Company and/or the Company's interest in and to the Monitoring Services, or any other person or entity you specifically designate and only for the purpose of providing and improving the Monitoring Services.



ANY AND ALL LOCATION-BASED INFORMATION IS MADE AVAILABLE FOR INFORMATIONAL AND PLANNING PURPOSES ONLY AND IS NOT INTENDED TO BE RELIED UPON IN SITUATIONS WHERE PRECISE LOCATION INFORMATION IS NEEDED OR WHERE ERRONEOUS, INACCURATE, TIME-DELAYED OR INCOMPLETE LOCATION OR MAP DATA MAY LEAD TO DEATH, PERSONAL INJURY, OR PROPERTY OR ENVIRONMENTAL DAMAGE. YOU AGREE THAT LOCATION-BASED INFORMATION MAY VARY FROM ACTUAL LOCATION(S), ROAD, OR TERRAIN CONDITIONS DUE TO FACTORS THAT CAN AFFECT THE ACCURACY OF THE MAP DATA, SUCH AS, BUT NOT LIMITED TO, WEATHER, ROAD, AND TRAFFIC CONDITIONS, GEOPOLITICAL EVENTS, AND CONDITION OR STATUS OF YOUR CELLULAR PHONE OR CELLULAR SERVICES. WE DO NOT GUARANTEE ACCURACY OR COMPLETENESS OF ANY LOCATION-BASED INFORMATION.




FCC

This device complies with part 15 of the FCC Rules. Operation is subject to the following two conditions: (1) This device may not cause harmful interference, and (2) this device must accept any interference received, including interference that may cause undesired operation.

Changes or modifications not expressly approved by the party responsible for compliance could void the user's authority to operate the equipment.


This equipment has been tested and found to comply with the limits for a Class B digital device, pursuant to part 15 of the FCC Rules. These limits are designed to provide reasonable protection against harmful interference in a residential installation. This equipment generates, uses and can radiate radio frequency energy and, if not installed and used in accordance with the instructions, may cause harmful interference to radio communications. However, there is no guarantee that interference will not occur in a particular installation. If this equipment does cause harmful interference to radio or television reception, which can be determined by turning the equipment off and on, the user is encouraged to try to correct the interference by one or more of the following measures:

- 
- Reorient or relocate the receiving antenna.
 - Increase the separation between the equipment and receiver.
 - Connect the equipment into an outlet on a circuit different from that to which the receiver is connected.
 - Consult the dealer or an experienced radio/TV technician for help.

IC

This device contains licence-exempt transmitter(s)/receiver(s) that comply with Innovation, Science and Economic Development Canada's licence-exempt RSS(s). Operation is subject to the following two conditions:

1. This device may not cause interference.
2. This device must accept any interference, including interference that may cause undesired operation of the device.



Cet appareil contient des émetteurs / récepteurs exemptés de licence conformes aux RSS (RSS) d'Innovation, Sciences et Développement économique Canada. Le fonctionnement est soumis aux deux conditions suivantes:

1. Cet appareil ne doit pas causer d'interférences.
2. Cet appareil doit accepter toutes les interférences, y compris celles susceptibles de provoquer un fonctionnement indésirable.

CAN ICES-3(B)/NMB-3(B)

Manufacturer:

Freeus, LLC

www.freeus.com

support@freeus.com

HD[™]
VOICE



belle[®]
X series