

说明书：7\*11cm

XBC

TECHNICAL PARAMETERS

- Model Number: B10
- Max. Speed: 40 inches/second
- Scroll Wheel (Y/N): Yes
- Wireless Operating Distance: Up to 10m if without any interference
- BT Technology: BT 5.0
- Wireless Technology: Advanced 2.4 GHz wireless connectivity
- Battery Capacity: 500mAh
- Built-in Battery Voltage: 3.7V
- Rated Operating Current: 15~18mA
- Tracking System: Optical tracking

OPERATING SYSTEM

- Windows Vista, Windows 7, Windows 8, Windows 10 and above; Android 5.0 and above; IOS13 and above; Mac OS x 10.10 and above, Chrome OS; Linux kernel 2.6+

TIPS PLEASE NOTE

- 1. This mouse can generally be fully charged in 2~3 hours and used for about 30 days after full charging. (Battery life depends on different usage situations and the device.)
- 2. The left and right buttons are mute (< 25dB), excluding side keys and scroll wheel.
- 3. The mouse is shipped with a protective film on non-slip mats, please remove it before use.
- 4. Please note that: one mouse is equipped with one specific USB receiver. Please keep it well.
- 5. This mouse cannot be used as a wired mouse.

FCC Caution.

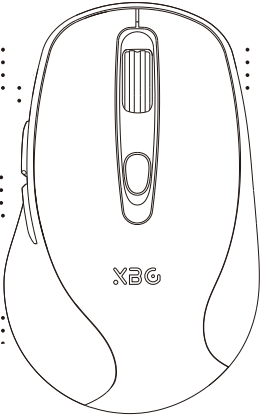
- This device complies with part 15 of the FCC rules. Operation is subject to the following two conditions: (1) This device may not cause harmful interference, and (2) this device must accept any interference received including interference that may cause undesired operation.
- Any changes or modifications not expressly approved by the party responsible for compliance could void the user's authority to operate the equipment.
- Note: This equipment has been tested and found to comply with the limits for a Class B digital device, under part 15 of the FCC Rules. These limits are designed to provide reasonable protection against harmful interference in a residential installation. This equipment generates uses and can radiate radio frequency energy and, if not installed and used by the instructions, may cause harmful interference to radio communications. However, there is no guarantee that interference will not occur in a particular installation. If this equipment does cause harmful interference to radio or television reception, which can be determined by turning the equipment off and on, the user is encouraged to try to correct the interference by one or more of the following measures:
  - Reorient or relocate the receiving antenna.
  - increase the separation between the equipment and receiver.
  - Connect the equipment to an outlet on a circuit different from that to which the receiver is connected.
  - Consult the dealer or an experienced radio/TV technician for help.

RF warning for Portable device:

- The device has been evaluated to meet the general RF exposure requirement. The device can be used in portable exposure conditions without restriction.

XBC

WIRELESS MOUSE



B10

XBC

Schematic Diagram

① Left Key

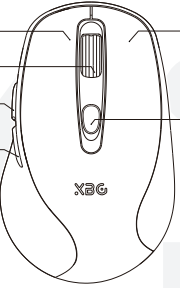
② Right Key

③ Scroll Wheel

④ Forward

⑤ Backward

⑥ DPI Key

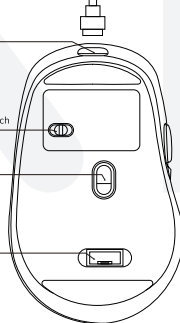


⑦ Charging Port


⑧ Power/Mode Switch

⑨ Tracing Engine

⑩ USB Receiver



Wireless Connections :



1. Take out the receiver.

2. Plug the receiver into the interface of the device.

3. Switch to 2.4G mode.

BT Connections:

1. Switch to BT mode.

2. Turn on the device's BT search and Select the BT named BT5.1 Mouse to connect.

Package Contents :

Mouse \*1

USB Receiver \*1

Manual \*1

Charging Cable \*1

