
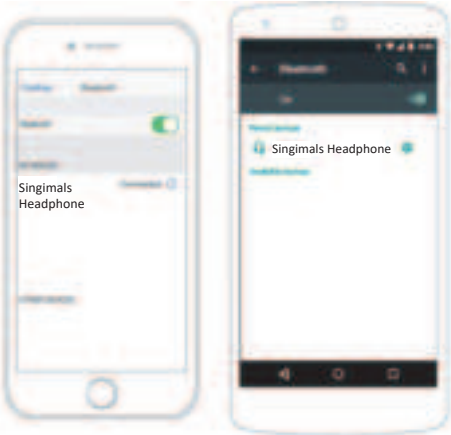



Wireless Headphone	Features	Pairing the Headphone	Button Functions for Headphone
 <p style="text-align: center;">Singimals User Manual</p>	Contents	<ul style="list-style-type: none"> When you turn your headphone on, you will hear a voice prompt "Its karaoke time!" and the LED indicator will flash Red and Blue alternately. Open your smartphone's Bluetooth menu to enable Bluetooth and search for Bluetooth devices. Select "Singimals Headphone" from the list of devices. After successfully pairing, you will hear a voice prompt "Lets sing!" Note: If a previously paired device is in range while the headphone is ON, the headphone will connect to it automatically. <p>On an IOS or Android Device Go to SETTING>BLUETOOTH (Make sure Bluetooth is turned ON)</p> 	<p>Power On/Off</p> <p>To turn on the headphone, hold down the power button until the LED indicator flashes RED and BLUE. Hold down the button again to turn off the product.</p> <p>Play/Pause music</p> <p>When playing music, press the Play/Pause button to pause the music, press again the same button to resume playing the music.</p> <p>Volume + / Next track</p> <p>Press the Volume + / Next track button to increase the volume. Press and hold the same button if you want to advance to the next track.</p> <p>Volume - / Previous track</p> <p>Press the Volume - / Previous track button to decrease the volume. Press and hold the same button if you want to return to the previous track.</p> <p>Call controls</p> <p>When receiving an incoming call, press the Call button to accept or end a phone call. If you press and hold the Call button, it will reject the incoming call instead of picking it up.</p> <p>Voice Assistant</p> <p>Press and hold the Voice Assistant button for 1s to activate your smart device's voice assistant.</p>
	A Quick Look		<p>Specifications</p> <ul style="list-style-type: none"> Driver Diameter: 40mm Sensitivity(S.P.L): 95dB ± 3dB Impedance:32Ω Frequency Response: 20-20kHz Transmission range: 10m Battery capacity: 160mAh Charge time: approx. 2H Playtime: approx 4-8H
	Charging the Headphone		

Safety Precautions	FCC Statement	One Year Warranty	
<p>When using your headphone, basic safety precautions should always be followed including:</p> <ol style="list-style-type: none"> 1.READ ALL INSTRUCTIONS BEFORE USING YOUR HEADPHONE. 2.Do not submerge headphone in water. Do not place headphone on wet surfaces. Only clean using a clean, soft cloth. 3.Do not allow children to play with this product. This product contains small pieces that can be a choking hazard. Parental supervision is advised. 4.Do not expose product to excessive heat or fire. 5.Do not expose product to extreme cold or hot temperatures to avoid battery damage. 6.Do not attempt to repair this product yourself. Contact a qualified service center if the product is in need of service. 7.Do not crop, crush, or expose this product to excessive physical force. 8.Do not charge while product is in contact with water, as electric shock may occur. Unplug charging cable when not in use or during thunderstorms. 	<p>Changes or modifications not expressly approved by the party responsible for compliance could void the user's authority to operate the equipment.</p> <p>This device complies with Part 15 of the FCC Rules. Operation is subject to the following two conditions: (1) this device may not cause harmful interference, and (2) this device must accept any interference received, including interference that may cause undesired operation.</p> <p>This equipment has been tested and found to comply with the limits for a Class B digital device, pursuant to Part 15 of the FCC Rules. These limits are designed to provide reasonable protection against harmful interference in a residential installation. This equipment generates, uses and can radiate radio frequency energy and, if not installed and used in accordance with the instructions, may cause harmful interference to radio communications. However, there is no guarantee that interference will not occur in a particular installation.</p> <p>If this equipment does cause harmful interference to radio or television reception, which can be determined by turning the equipment off and on, the user is encouraged to try to correct the interference by one or more of the following measures:</p> <ul style="list-style-type: none"> -- Reorient or relocate the receiving antenna. -- Increase the separation between the equipment and receiver. -- Connect the equipment into an outlet on a circuit different from that to which the receiver is connected. -- Consult the dealer or an experienced radio/TV technician for help. <p>This equipment complies with FCC radiation exposure limits set forth for an uncontrolled environment.</p>	<p>This warranty covers the original consumer purchaser only and is not transferable.</p> <p>This warranty covers products that fail to function properly UNDER NORMAL USAGE, due to defects in material or workmanship. Your product will be repaired or replaced at no charge for parts or labor for a period of one year.</p> <p>What Is Not Covered by Warranty Damages or malfunctions not resulting from defects in material or workmanship and damages or malfunctions from other than normal use, including but limited to, repair by unauthorized parties, tampering, modification or accident.</p> <p>To Obtain Warranty Service and Troubleshooting Information: Call 1-800-592-9541 or visit our website at www.vivitar.com.</p> <p>To receive Warranty service along with the name and address of an authorized product service center, the original consumer purchaser must contact us for problem determination and service procedures. Proof of purchase in the form of a bill of sale or receipted invoice, evidencing that the product is within the applicable Warranty period(s), MUST be presented in order to obtain the requested service. It is your responsibility to properly package and send any defective products along with a dated copy of proof of purchase, a written explanation of the problem, and a valid return address to the authorized service center at your expense. Do not include any other items or accessories with the defective product. Any products received by the authorized service center that are not covered by warranty will be returned unrepai</p> <p>For Consumers in Australia Only Faulty product should be returned to point of sale, requiring proof of purchase for a refund or exchange. Our goods come with guarantees that cannot be excluded under the Australian Consumer Law. You are entitled to a replacement or refund for a major failure and for compensation for any other reasonably foreseeable loss or damage.</p> <p>You are also entitled to have the goods repaired or replaced if the goods fail to be of acceptable quality and the failure does not amount to a major failure.</p> <p>For all Technical Support in Australia please dial 1-800-006-614</p>	 <p style="text-align: center;">Singimals</p>