# **Report Number:** 14118885-EP1V2

## 1. SCOPE

The purpose of this document is to show test setup diagrams and photos for the following reports

| Reports |
|---|
| 14118885-E1 FCC WPT Report |
| 14118885-E2 FCC WPT RF Exposure Report |

# 2. WPT TECHNOLOGY (14118885-E1 Report)

## 2.1. DESCRIPTION OF TEST SETUP

| SUPPORT TEST EQUIPMENT | | | | |
|---|---|---|---|---|
| **Description** | **Manufacturer** | **Model** | **Serial Number** | **FCC ID/ DoC** |
| AC/DC adapter | Belkin | 2ACR040G NJ | N/A | DoC |
| Apple Watch | Apple | A2477 | JCXW12XMW5 | BCG-A2477 |
| Apple Watch | Apple | A2476 | GT27CP24C9 | BCG-A2476 |
| Apple Watch | Apple | A2474 | FFW3V72W9R | BCG-A2474 |
| Legacy Apple Watch Series 4 | Apple | A1977 | FH7XG2HZKDH2 | BCG-A1977 |
| Legacy Apple Watch 1st Generation | Apple | A1554 | FHLPLLZFG9J8 | BCG-E2871 |
| Legacy Apple Watch Series 5 | Apple | A2092 | FHLZM8YQMLTK | BCG-A2092 |
| iPhone 12 Pro Max | Apple | A2342 | F2LFKP3R0D41 | BCG-E3548A |
| iPhone 12 Pro Max | Apple | A2342 | F2LFL6760D41 | BCG-E3548A |
| iPhone 11 | Apple | A2111 | C6KZHK1XN72J | BCG-E3309A |
| iPhone X | Apple | A1901 | G6TVJ7H8JCLH | BCG-E3175A |
| AirPods (AirPods Case A1938) | Apple | A2031 | H7GDX95ZJMMT | BCG-A2031 |
| AirPods (AirPods Case A1938) | Apple | A2031 | H7GDXCR1JMMT | BCG-A2031 |
| AirPods (AirPods Case A1938) | Apple | A2031 | H7GDXCPQJMMT | BCG-A2031 |
| AirPods (AirPods Case A1938) | Apple | A2031 | H7GDW039JMMT | BCG-A2031 |
| AirPods (AirPods Case A1938) | Apple | A2031 | H7GDW12PJMMT | BCG-A2031 |
| AirPods (AirPods Case A1938) | Apple | A2031 | H7GDW2MUJMMT | BCG-A2031 |
| AirPods Pro (AirPods Pro Case A2190) | Apple | A2084 | H7CDM8C00C6L | BCG-A2084 |
| AirPods Pro (AirPods Pro Case A2190) | Apple | A2084 | H7CDMAEH0C6L | BCG-A2084 |
| AirPods Pro (AirPods Pro Case A2190) | Apple | A2084 | H32DW5EP0C6L | BCG-A2084 |

| I/O CABLES (AC LINE CONDUCTED) | | | | | | |
|---|---|---|---|---|---|---|
| **Cable No.** | **Port** | **# of Identical Ports** | **Connector Type** | **Cable Type** | **Cable Length (m)** | **Remarks** |
| 1 | DC | 1 | DC Jack | Un-shielded | 1.2 | - |

## TEST SETUP

The EUT is directly connected to an AC/DC adapter via DC jack cable.
All testing is based on direct contact and no position shift due to magnet embedded in charger pad. The legacy phone and AirPods Case are placed at the maximum power position during the testing.

### CONFIGURATION 1: STANDBY MODE

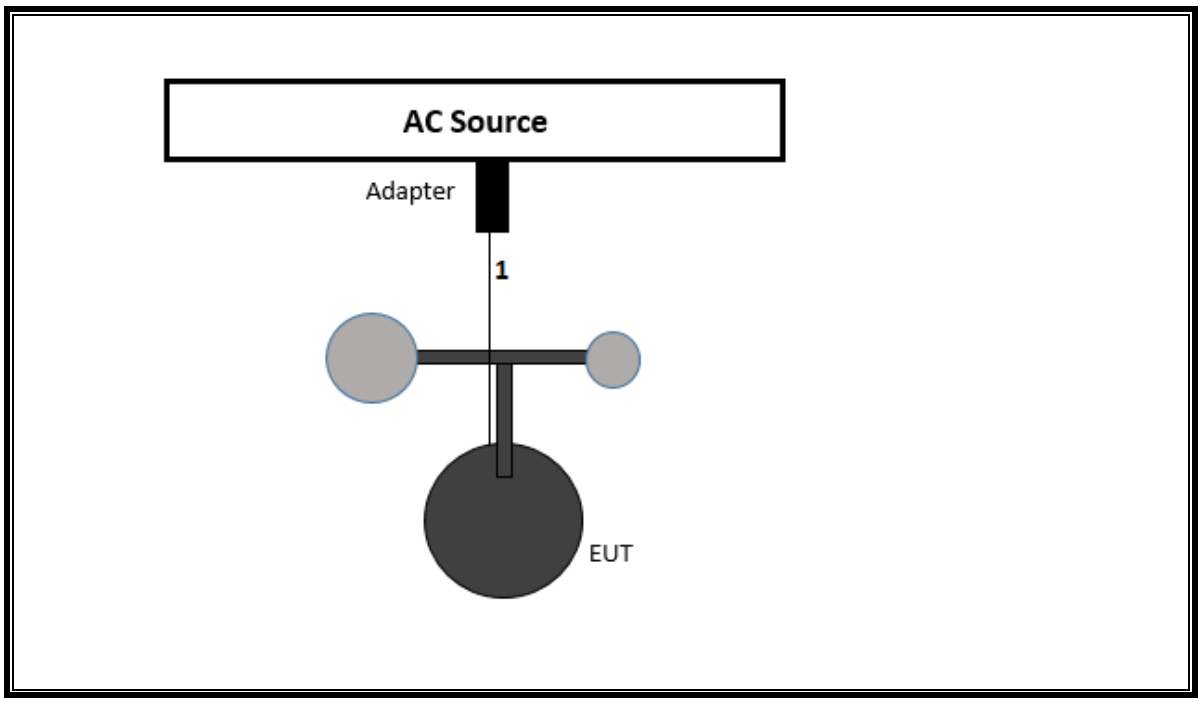

**CONFIGURATION 2/3: OPERATING MODE WITH PHONE**

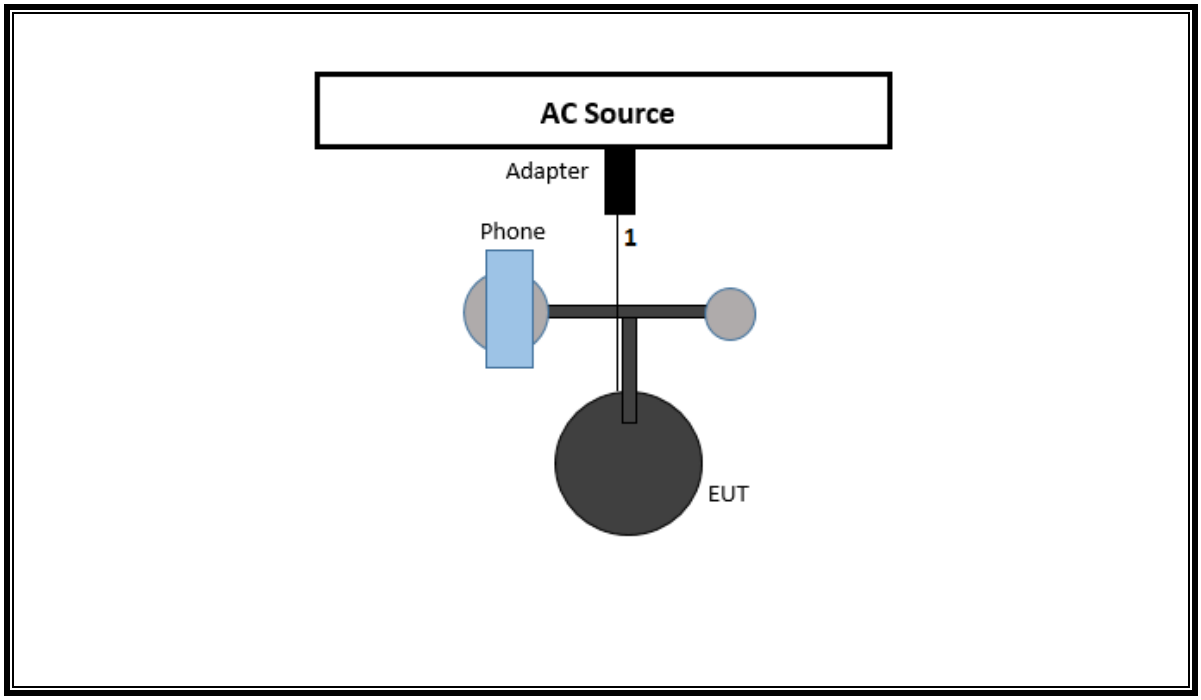


**CONFIGURATION 4: OPERATING MODE WITH AIRPODS PRO CASE**

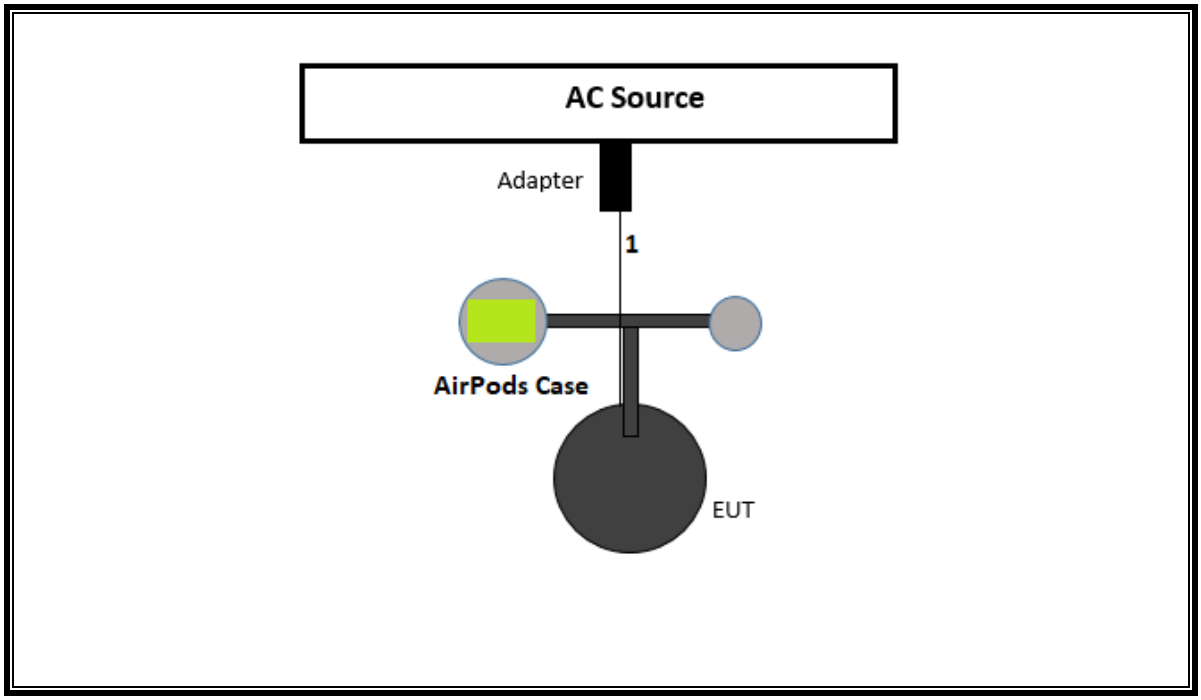

**CONFIGURATION 5: OPERATING MODE WITH AIRPODS CASE**

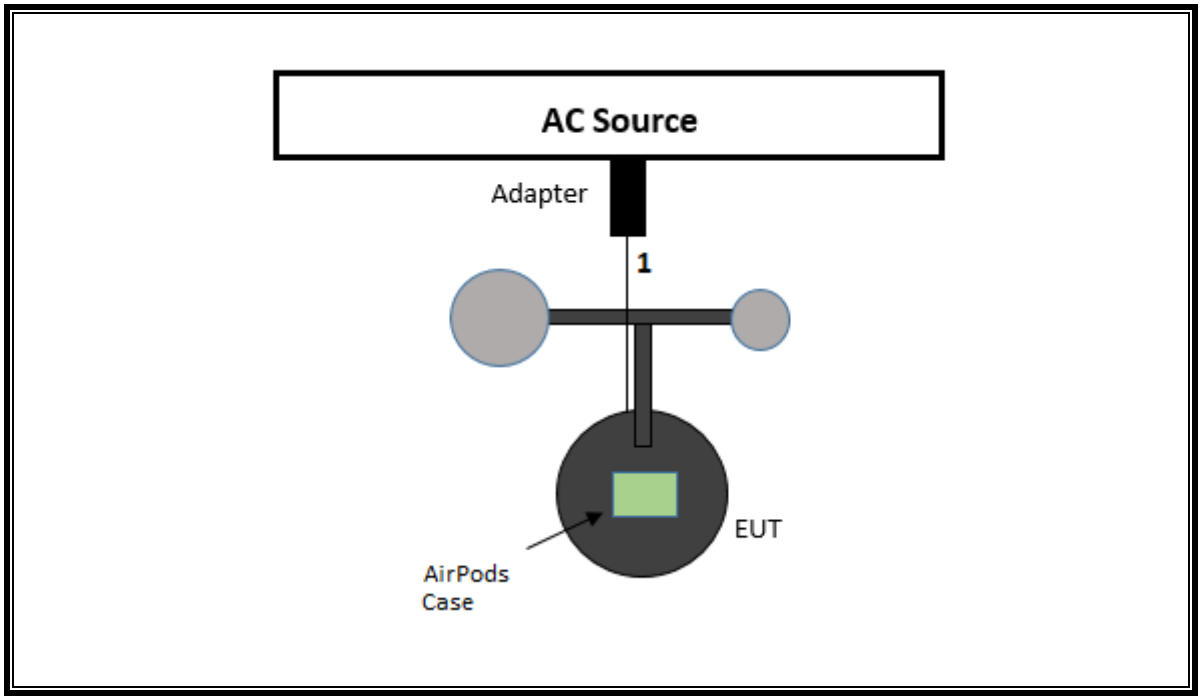


**CONFIGURATION 6/7: OPERATING MODE WITH WATCH**

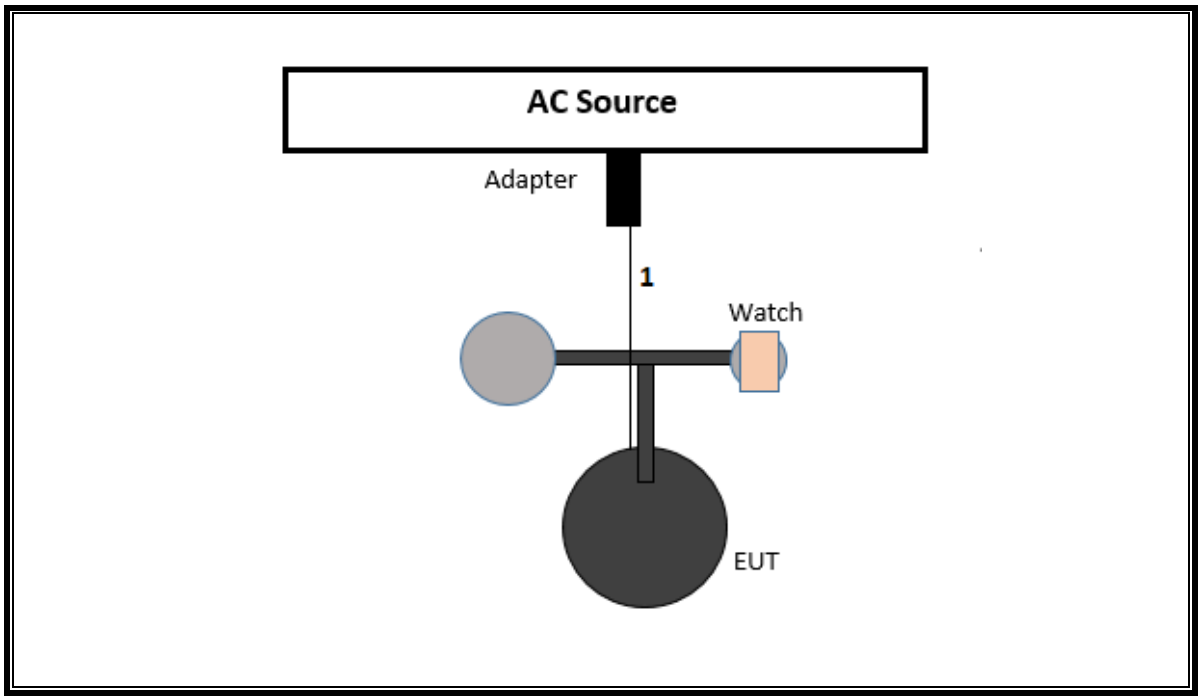

**CONFIGURATION 8/9/10/11: OPERATING MODE WITH PHONE + AIRPODS CASE + WATCH**

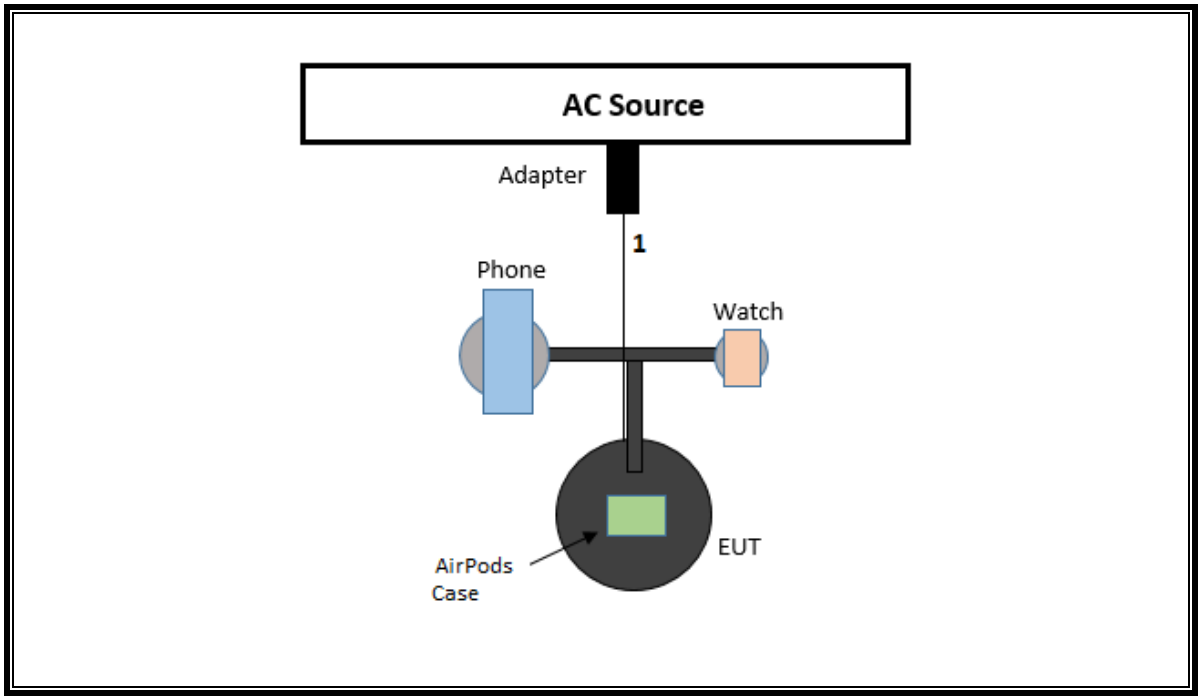


**CONFIGURATION 12/13: OPERATING MODE WITH AIRPODS PRO CASE + AIRPODS CASE + WATCH**

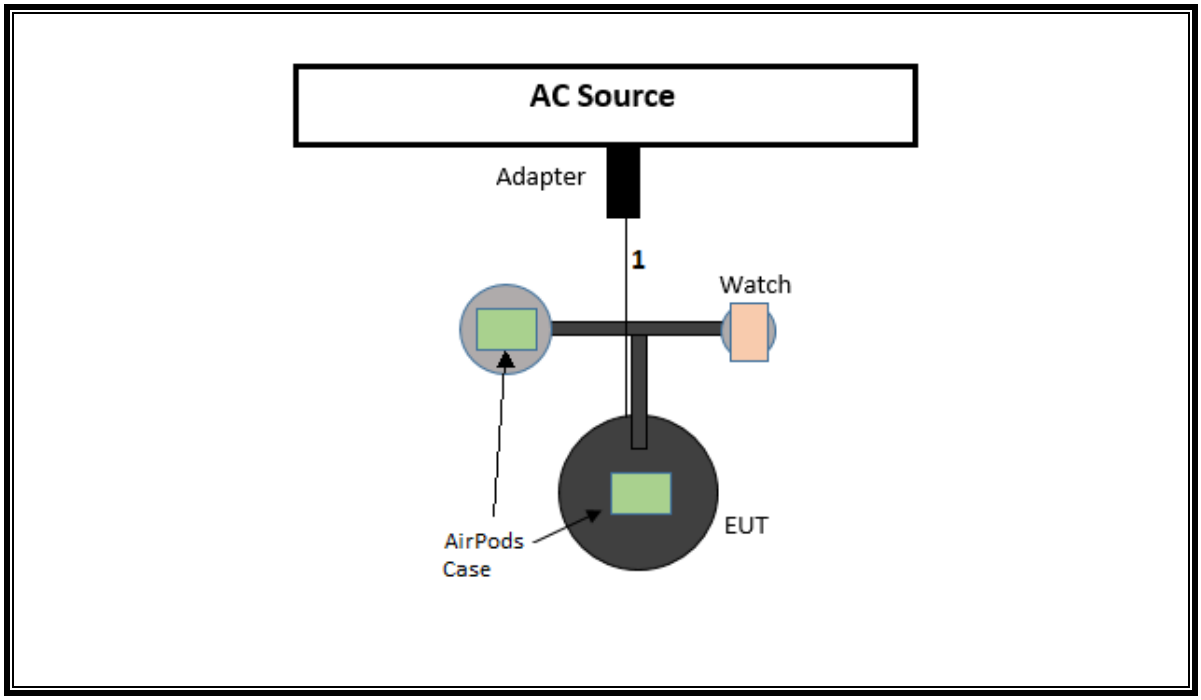

## 2.2. AC LINE CONDUCTED SETUP

### 2.2.1. CONFIGURATION 1: STANDBY MODE

| | |
|---|---|
|  |  |
| **AC LINE CONDUCTED (FRONT)** | **AC LINE CONDUCTED (BACK)** |

### 2.2.2. CONFIGURATION 9: OPERATING WITH NEW PHONE + AIRPODS CASE + NEW WATCH

| | |
|---|---|
|  |  |
| **AC LINE CONDUCTED (FRONT)** | **AC LINE CONDUCTED (BACK)** |

## 2.3. WPT RADIATED RF MEASUREMENT SETUP

### 2.3.1. CONFIGURATION 1: STANDBY MODE



**BELOW 30 MHz (FRONT)**




**BELOW 30 MHz (BACK)**



**BELOW 1GHz (FRONT)**




**BELOW 1GHz (BACK)**

### 2.3.2. CONFIGURATION 2: OPERATING MODE WITH NEW PHONE

| | |
|---|---|
|  |   |
| **BELOW 30 MHz (FRONT)** | **BELOW 30 MHz (BACK)** |

### 2.3.3. CONFIGURATION 3: OPERATING MODE WITH LEGACY PHONE

| | |
|---|---|
|  |   |
| **BELOW 30 MHz (FRONT)** | **BELOW 30 MHz (BACK)** |

### 2.3.4. CONFIGURATION 4: OPERATING MODE WITH AIRPODS PRO CASE

| | |
|---|---|
|  |   |
| **BELOW 30 MHz (FRONT)** | **BELOW 30 MHz (BACK)** |

### 2.3.5. CONFIGURATION 5: OPERATING MODE WITH AIRPODS CASE

| | |
|---|---|
|  |   |
| **BELOW 30 MHz (FRONT)** | **BELOW 30 MHz (BACK)** |

## 2.3.6. CONFIGURATION 6: OPERATING WITH LEGACY WATCH

| | |
|---|---|
|  |   |
| **BELOW 30 MHz (FRONT)** | **BELOW 30 MHz (BACK)** |

## 2.3.7. CONFIGURATION 7: OPERATING WITH NEW WATCH

| | |
|---|---|
|  |   |
| **BELOW 30 MHz (FRONT)** | **BELOW 30 MHz (BACK)** |

### 2.3.8. CONFIGURATION 8: OPERATING WITH NEW PHONE + AIRPODS CASE + LEGACY WATCH

| | |
|---|---|
|  |  |
| **BELOW 30 MHz (FRONT)** | **BELOW 30 MHz (BACK)** |

### 2.3.9. CONFIGURATION 9: OPERATING WITH NEW PHONE + AIRPODS CASE + NEW WATCH



**BELOW 30 MHz (FRONT)**




**BELOW 30 MHz (BACK)**



**BELOW 1GHz (FRONT)**




**BELOW 1GHz (BACK)**

### 2.3.10. CONFIGURATION 10: OPERATING WITH LEGACY PHONE + AIRPODS CASE + LEGACY WATCH

| | |
|---|---|
|  |  |
| **BELOW 30 MHz (FRONT)** | **BELOW 30 MHz (BACK)** |

### 2.3.11. CONFIGURATION 11: OPERATING WITH LEGACY PHONE + AIRPODS CASE + NEW WATCH

| | |
|---|---|
|  |  |
| **BELOW 30 MHz (FRONT)** | **BELOW 30 MHz (BACK)** |

### 2.3.12. CONFIGURATION 12: OPERATING WITH AIRPODS PRO CASE + AIRPODS CASE + LEGACY WATCH

| | |
|---|---|
|  |  |
| **BELOW 30 MHz (FRONT)** | **BELOW 30 MHz (BACK)** |

### 2.3.13. CONFIGURATION 13: OPERATING WITH AIRPODS PRO CASE + AIRPODS CASE + NEW WATCH

| | |
|---|---|
|  |  |
| **BELOW 30 MHz (FRONT)** | **BELOW 30 MHz (BACK)** |

# 3. RF EXPOSURE (14118885-E2 Report)

## 3.1. DESCRIPTION OF TEST SETUP

**SUPPORT EQUIPMENT**

| SUPPORT TEST EQUIPMENT | | | | |
|---|---|---|---|---|
| **Description** | **Manufacturer** | **Model** | **Serial Number** | **FCC ID/ DoC** |
| AC/DC adapter | Belkin | 2ACR040G NJ | N/A | DoC |
| Apple Watch | Apple | A2477 | JCXW12XMW5 | BCG-A2477 |
| Apple Watch | Apple | A2476 | GT27CP24C9 | BCG-A2476 |
| Apple Watch | Apple | A2474 | FFW3V72W9R | BCG-A2474 |
| Legacy Apple Watch Series 4 | Apple | A1977 | FH7XG2HZKDH2 | BCG-A1977 |
| Legacy Apple Watch 1st Generation | Apple | A1554 | FHLPLLZFG9J8 | BCG-E2871 |
| Legacy Apple Watch Series 5 | Apple | A2092 | FHLZM8YQMLTK | BCG-A2092 |
| iPhone 12 Pro Max | Apple | A2342 | F2LFKP3R0D41 | BCG-E3548A |
| iPhone 12 Pro Max | Apple | A2342 | F2LFL6760D41 | BCG-E3548A |
| iPhone 11 | Apple | A2111 | C6KZHK1XN72J | BCG-E3309A |
| iPhone X | Apple | A1901 | G6TVJ7H8JCLH | BCG-E3175A |
| AirPods Pro (AirPods Pro Case A2190) | Apple | A2084 | H7CDM8C00C6L | BCG-A2084 |
| AirPods Pro (AirPods Pro Case A2190) | Apple | A2084 | H7CDMAEH0C6L | BCG-A2084 |
| AirPods Pro (AirPods Pro Case A2190) | Apple | A2084 | H32DW5EP0C6L | BCG-A2084 |

| I/O CABLES (AC LINE CONDUCTED) | | | | | | |
|---|---|---|---|---|---|---|
| **Cable No.** | **Port** | **# of Identical Ports** | **Connector Type** | **Cable Type** | **Cable Length (m)** | **Remarks** |
| 1 | DC | 1 | DC Jack | Un-shielded | 1.2 | - |

**TEST SETUP**

The following configurations are tested, The EUT is directly connected to an AC/DC adapter via DC jack cable.

**MEASUREMENT SETUP**

The measurements were taken using a probe placed 15 cm surrounding the device and 20 cm above the top surface for all configurations on each individual coil per KDB 680106 D01.

Measurement distance is determined from the center of the probe to the EUT.

**CONFIGURATION 1: STANDBY MODE**

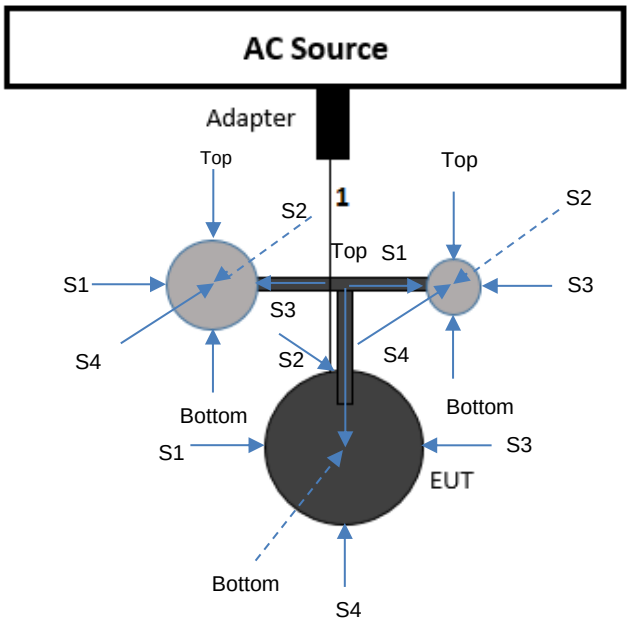


S1, S2, S3, S4, Bottom: 15cm
Top: 20cm

**CONFIGURATION 2/3: OPERATING MODE WITH PHONE**

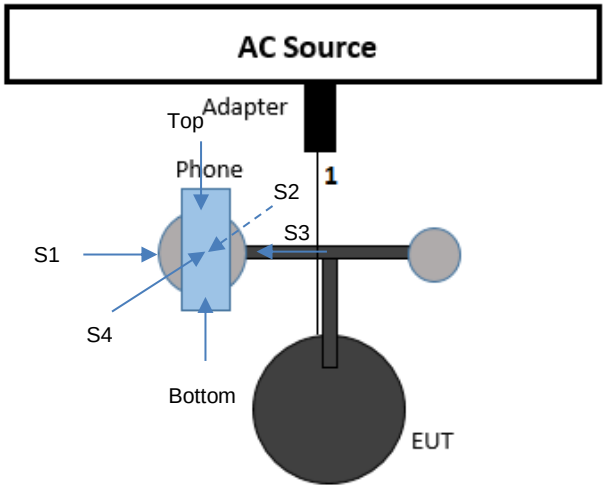


S1, S2, S3, S4, Bottom: 15cm
Top: 20cm

**CONFIGURATION 4: OPERATING MODE WITH AIRPODS PRO CASE**

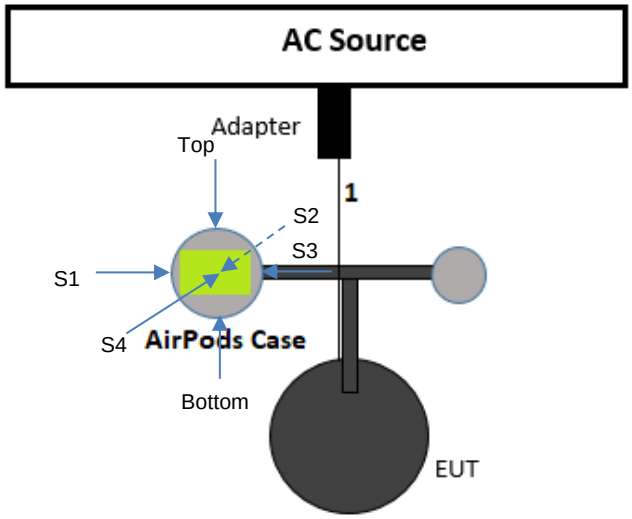


S1, S2, S3, S4: 15cm
Top: 20cm

**CONFIGURATION 5: OPERATING MODE WITH AIRPODS PRO CASE**

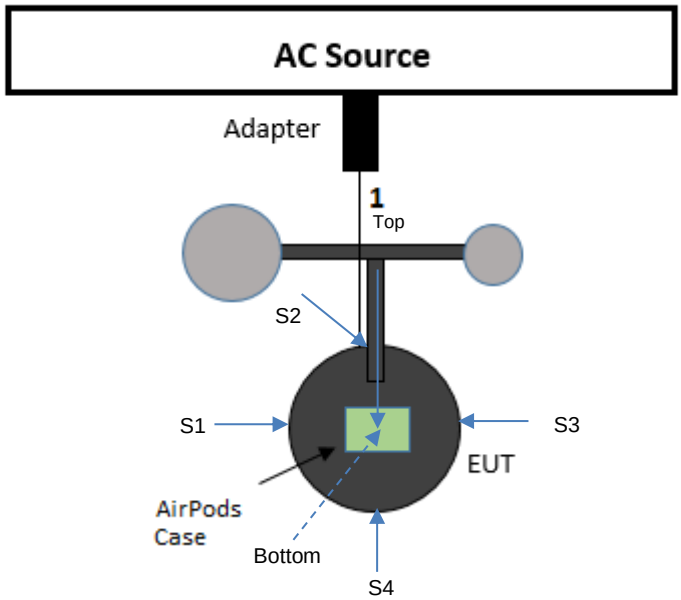


S1, S2, S3, S4: 15cm
Top: 20cm

**CONFIGURATION 6/7: OPERATING WITH WATCH**

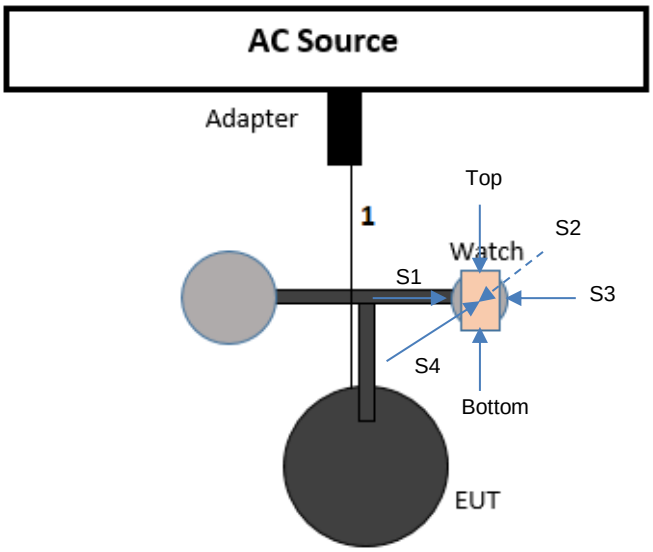


S1, S2, S3, S4, Bottom: 15cm
Top: 20cm

**CONFIGURATION 8/9/10/11: OPERATING MODE WITH PHONE + AIRPODS PRO CASE + WATCH**

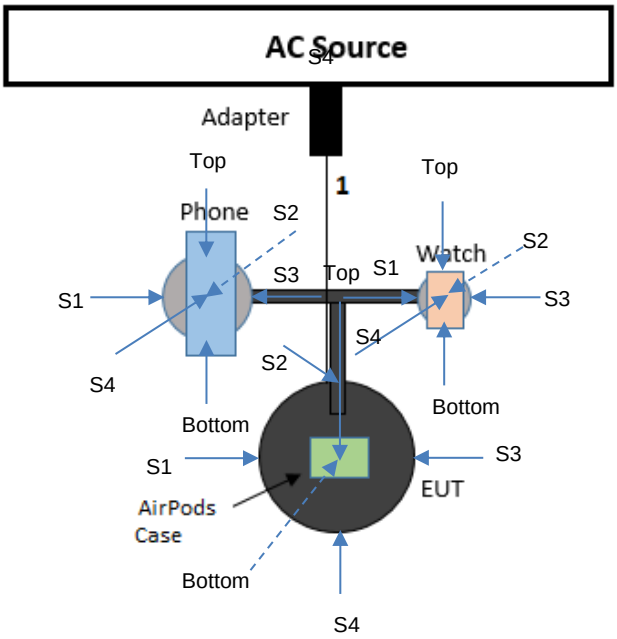


S1, S2, S3, S4, Bottom: 15cm
Top: 20cm

**CONFIGURATION 12/13: OPERATING MODE WITH AIRPODS PRO CASE + AIRPODS PRO CASE + WATCH**

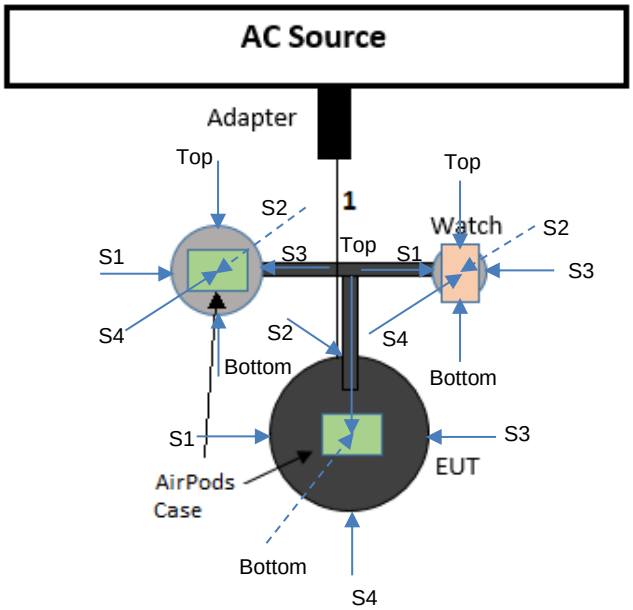


S1, S2, S3, S4, Bottom: 15cm
Top: 20cm

## 3.2. RF EXPOSRE SETUP PHOTO

1. RF exposure setting: Top=20cm, S1/S2/S3/S4/Bottom=15cm from the charging coil

### 3.2.1. CONFIGURATION 1: STANDBY MODE

**110.5 -148.5kHz Coil**

**S1**

**S2**




**S3**

**S4**




**Top**




**Bottom**

**326.5kHz Coil**

**S1**

**S2**

**S3**

**S4**




**Top**

**Bottom**

## 3.2.2. CONFIGURATION 2: OPERATING MODE WITH NEW PHONE

**360kHz Coil**

**S1**

**S2**

**S3**

**S4**




**Top**

**Bottom**

### 3.2.3. CONFIGURATION 3: OPERATING MODE WITH LEGACY PHONE

**127.7kHz**

**S1**

**S2**

**S3**

**S4**

**Top**

**Bottom**

### 3.2.4. CONFIGURATION 4: OPERATING MODE WITH AIRPODS PRO CASE

**127.7kHz Coil**




**S1**

**S2**

**S3**

**S4**




**Top**

**Bottom**

### 3.2.5. CONFIGURATION 5: OPERATING MODE WITH AIRPODS PRO CASE

**110.5 -148.5kHz Coil**

**S1**

**S2**




**S3**

**S4**




**Top**

**Bottom**

## 3.2.6. CONFIGURATION 6: OPERATING WITH LEGACY WATCH

**326.5kHz Coil**

**S1**

**S2**

**S3**

**S4**




**Top**

**Bottom**

## 3.2.7. CONFIGURATION 7: OPERATING WITH NEW WATCH

**1.778MHz Coil**

**S1**

**S2**

**S3**

**S4**




**Top**

**Bottom**

### 3.2.8. CONFIGURATION 8: OPERATING WITH NEW PHONE + AIRPODS PRO CASE + LEGACY WATCH

**360kHz Coil**

**S1**

**S2**

**S3**

**S4**

**Top**

**Bottom**

**110.5 -148.5kHz Coil**

**S1**

**S2**

**S3**

**S4**

**Top**

**Bottom**

**326.5kHz Coil**

**S1**

**S2**

**S3**

**S4**

**Top**

**Bottom**

### 3.2.9. CONFIGURATION 9: OPERATING WITH NEW PHONE + AIRPODS PRO CASE + NEW WATCH

**360kHz Coil**

**S1**

**S2**

**S3**

**S4**

**Top**

**Bottom**

**110.5 -148.5kHz Coil**

**S1**

**S2**

**S3**

**S4**

**Top**

**Bottom**

**1.778MHz Coil**

**S1**

**S2**

**S3**

**S4**

**Top**

**Bottom**

### 3.2.10. CONFIGURATION 10: OPERATING WITH LEGACY PHONE + AIRPODS PRO CASE + LEGACY WATCH

**127.7kHz Coil**

**S1**

**S2**

**S3**

**S4**

**Top**

**Bottom**

**110.5 -148.5kHz Coil**

**S1**

**S2**

**S3**

**S4**

**Top**

**Bottom**

**326.5kHz Coil**

**S1**

**S2**

**S3**

**S4**

**Top**

**Bottom**

### 3.2.11. CONFIGURATION 11: OPERATING WITH LEGACY PHONE + AIRPODS PRO CASE + NEW WATCH

**127.7kHz Coil**

**S1**

**S2**

**S3**

**S4**

**Top**

**Bottom**

**110.5 -148.5kHz Coil**

**S1**

**S2**

**S3**

**S4**

**Top**

**Bottom**

**1.778MHz Coil**

**S1**

**S2**

**S3**

**S4**

**Top**

**Bottom**

### 3.2.12. CONFIGURATION 12: OPERATING WITH AIRPODS PRO CASE + AIRPODS PRO CASE + LEGACY WATCH

**127.7kHz Coil**

**S1**

**S2**

**S3**

**S4**

**Top**

**Bottom**

**110.5 -148.5kHz Coil**

**S1**

**S2**

**S3**

**S4**

**Top**

**Bottom**

**326.5kHz Coil**

**S1**

**S2**

**S3**

**S4**




**Top**

**Bottom**

### 3.2.13. CONFIGURATION 13: OPERATING WITH AIRPODS PRO CASE + AIRPODS PRO CASE + NEW WATCH

**127.7kHz Coil**

**S1**

**S2**

**S3**

**S4**




**Top**

**Bottom**

**110.5 -148.5kHz Coil**

**S1**

**S2**

**S3**

**S4**




**Top**

**Bottom**

**1.778MHz Coil**

**S1**

**S2**

**S3**

**S4**




**Top**

**Bottom**

# END OF REPORT