






# Annex F. Photographs

## F.1 Test Sample

Tablet Mode Front (with the keyboard removed)	Tablet Mode Back (with the keyboard removed)
	
Laptop Mode	
	

**F.2 Test positions**

Top Edge (with the keyboard removed)	Back Face (with the keyboard removed)
	

**F.3      Antenna host platform location and adjacent edge positions relative to the body**

Antenna Host Platform location	Tablet mode antenna location
<p>Diagram illustrating the Antenna Host Platform location. The platform is shown with dimensions: 60.25mm (Tx2 to Tx1), 364.5mm (Tx1 to edge), 66.55mm (Tx2 to edge), 15mm (WLAN Module height), 120mm (WLAN Module width), 209mm (platform height), and 227mm (platform width).</p>	<p>Diagram illustrating the Tablet mode antenna location. The platform is shown with dimensions: 60.25mm (Tx2 to Tx1), 364.5mm (Tx1 to edge), 66.55mm (Tx2 to edge), 209mm (platform height), and 227mm (platform width).</p>
Tablet Mode	
<p>Diagram illustrating the Tablet Mode. A person is shown using the device. The MAIN ANTENNA is located at the top edge, with dimensions: 1.25mm (antenna height), 9.85mm (antenna width), 209mm (platform height), and 227mm (platform width).</p>	

#### F.4 Phantom liquid level during measurements

ELI phantom Body liquid SAR Dasy SPEAG MBBL600-6000V6 Batch - 160630-01

