

TEST SETUP PHOTOGRAPHS

Conducted Emissions Front View-Double Screen& Adapter 1



Conducted Emissions Side View- Double Screen& Adapter 1




Conducted Emissions Front View-Single Screen & Adapter 1/ Single Screen & Adapter 2#




Conducted Emissions Side View- Single Screen & Adapter 1/ Single Screen & Adapter 2#




Radiated Emission 9k-30MHz Parallel View-Double Screen




Radiated Emission 9k-30MHz Perpendicular View-Double Screen




Radiated Emission 9k-30MHz Ground-parallel View-Double Screen




Radiated Emission 9k-30MHz Parallel View- Single Screen & Adapter 1/ Single Screen & Adapter 2#




Radiated Emission 9k-30MHz Perpendicular View- Single Screen & Adapter 1/ Single Screen & Adapter 2#



Radiated Emission 9k-30MHz Ground-parallel View- Single Screen & Adapter 1/ Single Screen & Adapter 2#



Radiated Emission 30M-1GHz View-Double Screen



Radiated Emission 30M-1GHz View- Single Screen & Adapter 1/ Single Screen & Adapter 2#



Radiated Emission 1-18GHz View



Radiated Emission 18-25GHz View

